



Table of Contents

1. Overview	2. BASIC Scores History
3. BASIC Measures	4. KPI: BASIC Measures by Cargo Group
5. Estimated ISS Score	6. Investigation Results
7. Penalties History	8. Acute Critical Violations
9. Red Flag Violation Details	10. DOT Registration Information
11. DOT MCS-150 History	12. Crash Summary
13. Inspection Summary	14. KPI: Inspection Viol OOS Rates by Cargo Group
15. FHWA Registration Information	16. FHWA Insurance Information
17. FHWA Authorities	18. Severe Violations
19. Violation Report	20. Violation Summary
21. Violation Enforcement Chronology	22. Inspection Violations & OOS Counts
23. Radius Of Operation	24. Inspection & Crash Locations
25. Cargo Hot Spots	26. Inspection Violations & OOS Chronology
27. Percent of Insp & Crash by State	28. VIN Insp Summary by State
29. Violations By Unit Type	30. Inspection/Crash Map
31. Equipment Ownership	32. Equipment Details
33. Vehicle Age	34. States of Power Unit Registrations
35. Equipment Acquisitions	36. Driver Details
37. Shared VIN Summary	38. Shipper Table
39. Safety Summary	40. Safety Details
41. Crash Detail Color Coded PDF	42. Inspections with Shared Equipment
43. Inspection Tabular Details	44. Inspection Summary By Month
45. VIN Inspection Violation Details	46. Inspection History
47. Crash Hot Spots	48. DOT MCS-150 History Equipment and Driver Details
49. Chameleon	



Business Address

7317 HEADSTOCK ST
SACRAMENTO, CA
95829

Contact Info

(916)-291-9775
truthtransport916@gmail.com

FHWA Address

7317 HEADSTOCK ST
SACRAMENTO, CA, 95829
Phone:(916)-291-9775

Mailing Address

7317 HEADSTOCK ST
SACRAMENTO, CA
95829

Overview ToC

Operating Status: AUTHORIZED FOR Property
3 other companies viewed this DOT in the past two months
Crash/PU ratio: 0.0%
Clean Inspection ratio: 50.0%

Estimated BASIC Scores (as of 3/27/2026)

	Unsafe Driving	Hours of Service	Driver Fitness	Controlled Sub. and Alcohol	Vehicle Maintenance	HM Compliance	Crash
Relative Scores	0% ○	0% ○	0% ○	0% ○	0% ⊖	0% ○	0% ○
Alert Status	No	No	No	No	No	No	No



Estimated Inspection Selection System (ISS) Score: 72
Category: Optional Inspect

* The Estimated ISS score is based on Insufficient Data Algorithm *

BASIC Scores History - Unsafe Driving ToC

There are no Scores for this BASIC

BASIC Scores History - Hours of Service ToC

There are no Scores for this BASIC

BASIC Scores History - Driver Fitness ToC

There are no Scores for this BASIC

BASIC Scores History - Controlled Substance ToC

There are no Scores for this BASIC



BASIC Scores History - Vehicle Maintenance ToC

There are no Scores for this BASIC

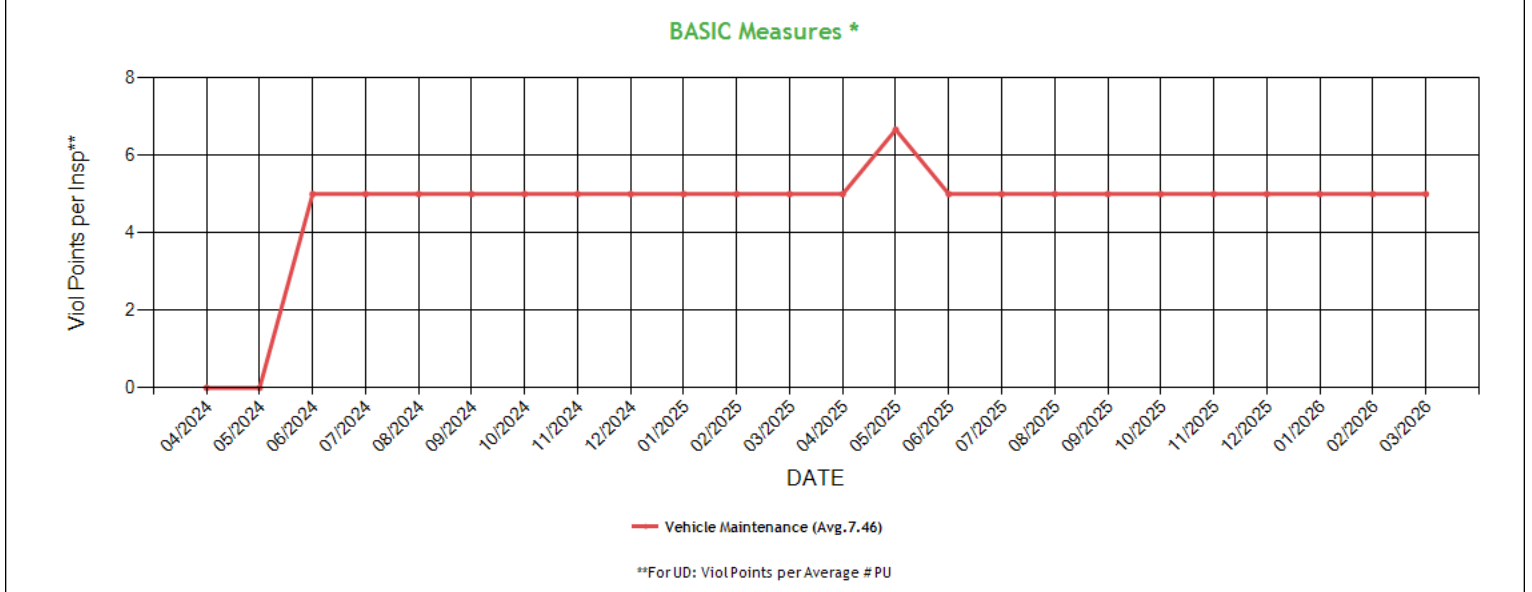
BASIC Scores History - Crash ToC

There are no Scores for this BASIC

BASIC Scores History - Hazmat ToC

There are no Scores for this BASIC

BASIC Measures: Violation Points per Inspection Trends ToC



* BASIC Measures are the absolute SMS scores that are compared within each Safety Event Group to determine the BASIC Score percentiles. Averages based on fleets with 1-5 power units.



BASIC Measures * - Table ToC

UD-Unsafe Driving, HOS-Hours of Service, DF-Driver Fitness, CS-Controlled Substances, VM-Vehicle Maintenance

Date	UD Measure	UD AC	UD with Viol	HOS Measure	HOS AC	HOS with Viol	DF Measure	DF AC	DF with Viol	CS Measure	CS AC	CS with Viol	VM Measure	VM AC	VM with Viol
03/2026	0.00	N	0	0.00	N	0	0.00	N	0	0.00	N	0	5.00	N	1
02/2026	0.00	N	0	0.00	N	0	0.00	N	0	0.00	N	0	5.00	N	1
01/2026	0.00	N	0	0.00	N	0	0.00	N	0	0.00	N	0	5.00	N	1
12/2025	0.00	N	0	0.00	N	0	0.00	N	0	0.00	N	0	5.00	N	1
11/2025	0.00	N	0	0.00	N	0	0.00	N	0	0.00	N	0	5.00	N	1
10/2025	0.00	N	0	0.00	N	0	0.00	N	0	0.00	N	0	5.00	N	1
09/2025	0.00	N	0	0.00	N	0	0.00	N	0	0.00	N	0	5.00	N	1
08/2025	0.00	N	0	0.00	N	0	0.00	N	0	0.00	N	0	5.00	N	1
07/2025	0.00	N	0	0.00	N	0	0.00	N	0	0.00	N	0	5.00	N	1
06/2025	0.00	N	0	0.00	N	0	0.00	N	0	0.00	N	0	5.00	N	1
05/2025	0.00	N	0	0.00	N	0	0.00	N	0	0.00	N	0	6.66	N	1
04/2025	0.00	N	0	0.00	N	0	0.00	N	0	0.00	N	0	5.00	N	1
03/2025	0.00	N	0	0.00	N	0	0.00	N	0	0.00	N	0	5.00	N	1
02/2025	0.00	N	0	0.00	N	0	0.00	N	0	0.00	N	0	5.00	N	1
01/2025	0.00	N	0	0.00	N	0	0.00	N	0	0.00	N	0	5.00	N	1
12/2024	0.00	N	0	0.00	N	0	0.00	N	0	0.00	N	0	5.00	N	1
11/2024	0.00	N	0	0.00	N	0	0.00	N	0	0.00	N	0	5.00	N	1
10/2024	0.00	N	0	0.00	N	0	0.00	N	0	0.00	N	0	5.00	N	1
09/2024	0.00	N	0	0.00	N	0	0.00	N	0	0.00	N	0	5.00	N	1
08/2024	0.00	N	0	0.00	N	0	0.00	N	0	0.00	N	0	5.00	N	1
07/2024	0.00	N	0	0.00	N	0	0.00	N	0	0.00	N	0	5.00	N	1
06/2024	0.00	N	0	0.00	N	0	0.00	N	0	0.00	N	0	5.00	N	1
05/2024	0.00	N	0	0.00	N	0	0.00	N	0	0.00	N	0	0.00	N	0
04/2024	0.00	N	0	0.00	N	0	0.00	N	0	0.00	N	0	0.00	N	0
10/2021	0.00	N	0	0.00	N	0	0.00	N	0	0.00	N	0	5.00	N	1
09/2021	0.00	N	0	0.00	N	0	0.00	N	0	0.00	N	0	5.00	N	1
08/2021	0.00	N	0	0.00	N	0	0.00	N	0	0.00	N	0	5.00	N	1
07/2021	0.00	N	0	0.00	N	0	0.00	N	0	0.00	N	0	5.00	N	1
06/2021	0.00	N	0	0.00	N	0	0.00	N	0	0.00	N	0	5.00	N	1
05/2021	0.00	N	0	0.00	N	0	0.00	N	0	0.00	N	0	5.00	N	1
04/2021	0.00	N	0	0.00	N	0	0.00	N	0	0.00	N	0	5.00	N	1
03/2021	0.00	N	0	0.00	N	0	0.00	N	0	0.00	N	0	5.00	N	1
02/2021	0.00	N	0	0.00	N	0	0.00	N	0	0.00	N	0	5.00	N	1
01/2021	0.00	N	0	0.00	N	0	0.00	N	0	0.00	N	0	5.00	N	1
12/2020	0.00	N	0	0.00	N	0	0.00	N	0	0.00	N	0	5.00	N	1
11/2020	0.00	N	0	0.00	N	0	0.00	N	0	0.00	N	0	5.00	N	1
10/2020	0.00	N	0	0.00	N	0	0.00	N	0	0.00	N	0	5.00	N	1
09/2020	0.00	N	0	0.00	N	0	0.00	N	0	0.00	N	0	0.00	N	0
08/2020	0.00	N	0	0.00	N	0	0.00	N	0	0.00	N	0	0.00	N	0
07/2020	0.00	N	0	0.00	N	0	0.00	N	0	0.00	N	0	0.00	N	0
06/2020	0.00	N	0	0.00	N	0	0.00	N	0	0.00	N	0	0.00	N	0
05/2020	0.00	N	0	0.00	N	0	0.00	N	0	0.00	N	0	0.00	N	0
04/2020	0.00	N	0	0.00	N	0	0.00	N	0	0.00	N	0	0.00	N	0
03/2020	0.00	N	0	0.00	N	0	0.00	N	0	0.00	N	0	0.00	N	0
02/2020	0.00	N	0	0.00	N	0	0.00	N	0	0.00	N	0	0.00	N	0
01/2020	0.00	N	0	0.00	N	0	0.00	N	0	0.00	N	0	0.00	N	0

* BASIC Measures are the absolute SMS scores that are compared within each Safety Event Group to determine the BASIC Score percentiles.



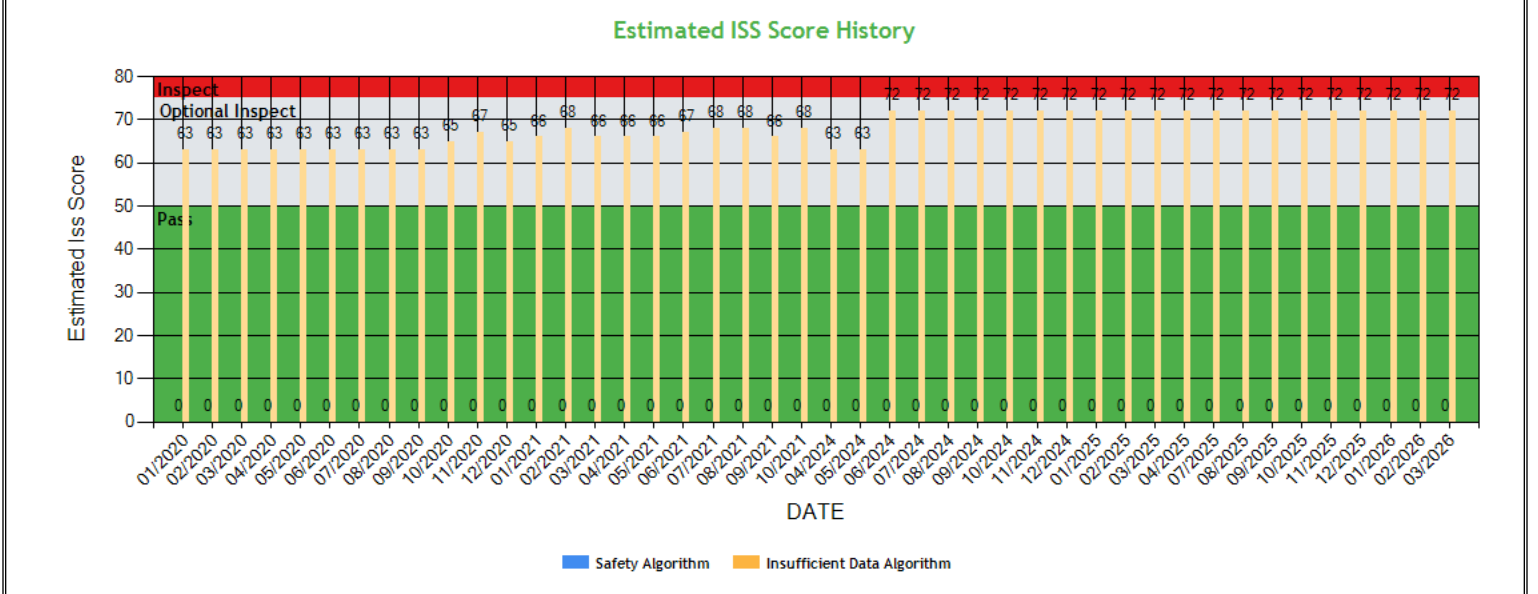
KPI: BASIC Measures by Fleet Size and Cargo Group ToC

Fleet Size: 1-5 PUs

Cargo Group (Companies)	Unsafe Driving		Hours of Service		Driver Fitness		Controlled Substance		Vehicle Maintenance		HM Compliance		Crash	
	Avg.	Comp. to Avg.	Avg.	Comp. to Avg.	Avg.	Comp. to Avg.	Avg.	Comp. to Avg.	Avg.	Comp. to Avg.	Avg.	Comp. to Avg.	Avg.	Comp. to Avg.
General Freight (483011)	0.75	Better	0.20	Better	0.22	Better	0.01	Better	1.89	Worse	0.01	Better	0.06	Better
TRUTH TRANSPORT INC	0.00		0.00		0.00		0.00		5.00		0.00		0.00	

Estimated ISS Score History - Chart ToC

[About the Inspection Selection System](#)





Estimated ISS Score History - Table ToC

Date	Estimated ISS Score	Recommendation	Algorithm
03/27/2026	72	Optional Inspect	Insufficient Data Algorithm
02/27/2026	72	Optional Inspect	Insufficient Data Algorithm
01/30/2026	72	Optional Inspect	Insufficient Data Algorithm
12/26/2025	72	Optional Inspect	Insufficient Data Algorithm
11/28/2025	72	Optional Inspect	Insufficient Data Algorithm
10/31/2025	72	Optional Inspect	Insufficient Data Algorithm
09/26/2025	72	Optional Inspect	Insufficient Data Algorithm
08/29/2025	72	Optional Inspect	Insufficient Data Algorithm
07/25/2025	72	Optional Inspect	Insufficient Data Algorithm
06/30/2025	72	Optional Inspect	Insufficient Data Algorithm
05/31/2025	72	Optional Inspect	Insufficient Data Algorithm
04/25/2025	72	Optional Inspect	Insufficient Data Algorithm
03/28/2025	72	Optional Inspect	Insufficient Data Algorithm
02/28/2025	72	Optional Inspect	Insufficient Data Algorithm
01/31/2025	72	Optional Inspect	Insufficient Data Algorithm
12/27/2024	72	Optional Inspect	Insufficient Data Algorithm
11/29/2024	72	Optional Inspect	Insufficient Data Algorithm
10/25/2024	72	Optional Inspect	Insufficient Data Algorithm
09/27/2024	72	Optional Inspect	Insufficient Data Algorithm
08/30/2024	72	Optional Inspect	Insufficient Data Algorithm
07/26/2024	72	Optional Inspect	Insufficient Data Algorithm
06/28/2024	72	Optional Inspect	Insufficient Data Algorithm
05/31/2024	63	Optional Inspect	Insufficient Data Algorithm
04/26/2024	63	Optional Inspect	Insufficient Data Algorithm
10/29/2021	68	Optional Inspect	Insufficient Data Algorithm
09/24/2021	66	Optional Inspect	Insufficient Data Algorithm
08/27/2021	68	Optional Inspect	Insufficient Data Algorithm
07/30/2021	68	Optional Inspect	Insufficient Data Algorithm
06/25/2021	67	Optional Inspect	Insufficient Data Algorithm
05/28/2021	66	Optional Inspect	Insufficient Data Algorithm
04/30/2021	66	Optional Inspect	Insufficient Data Algorithm
03/26/2021	66	Optional Inspect	Insufficient Data Algorithm
02/26/2021	68	Optional Inspect	Insufficient Data Algorithm
01/29/2021	66	Optional Inspect	Insufficient Data Algorithm
12/18/2020	65	Optional Inspect	Insufficient Data Algorithm
11/27/2020	67	Optional Inspect	Insufficient Data Algorithm
10/30/2020	65	Optional Inspect	Insufficient Data Algorithm
09/25/2020	63	Optional Inspect	Insufficient Data Algorithm
08/28/2020	63	Optional Inspect	Insufficient Data Algorithm
07/31/2020	63	Optional Inspect	Insufficient Data Algorithm
06/26/2020	63	Optional Inspect	Insufficient Data Algorithm
05/29/2020	63	Optional Inspect	Insufficient Data Algorithm
04/24/2020	63	Optional Inspect	Insufficient Data Algorithm
03/27/2020	63	Optional Inspect	Insufficient Data Algorithm
02/28/2020	63	Optional Inspect	Insufficient Data Algorithm
01/31/2020	63	Optional Inspect	Insufficient Data Algorithm

Investigation Results ToC

No Investigations reported on FMCSA website

Penalties History ToC

There is a problem with the Penalties data on FMCSA website.



Acute Critical Violations (Based on Investigations as per CSA Methodology Appendix A) ToC

No Data

No red flag violations in the last 24 months

DOT Registration Information: The following information on this specific DOT # is from the Federal DOT (as of Operating Authority

DOT Registration: 03/14/2005		Total Power Units: 1	Total Trucks: 1	Total Trailers: 0	Total Passenger Vehicles: 0
Status	Entity Type	Organization Type	Nation	Total Cars	
A	C	-	US	0	
MCS-150 Date	Drivers / CDL Drivers	Op Codes	Shipper Op Codes	Shipper HazMat Op Codes	
03/23/2026	1* / 1	A			
MCS-150 Mileage (Year)	Latest Review Type	Latest Review Document Number (Date)	Record Update Date	Transports Hazmats	
67,094 (2025)		()	03/23/2026	N	
MCS-151 Mileage	DOT Census Date	Recordable Accident Rate	Preventable Accident Rate	Safety Rating (Date)	
0	03/14/2005	0%	0%	None (None)	
Classification Codes	Cargo Carried (per MCS-150)				
Authorized-For-Hire	General Freight				

DOT MCS-150 History ToC (as of 03/30/2026 DOT census)

Census Date	MCS-150 Date	MCS-150 Mileage	VMT Year	Power Units	Drivers	Trailers	Company Rep1	Company Rep2	Email
3/30/2026	3/23/2026	67094	2025	1	1	-	HARDEEP SINGH		truthtransport916@gmail.com
4/11/2025	3/25/2025	66454	2024	1	1	-	HARDEEP SINGH		truthtransport916@gmail.com
12/30/2024	11/25/2024	1	2023	1	1	-	HARDEEP SINGH		ASNCARRIER@YAHOO.COM
12/9/2019	11/25/2019	46874	2018	1	1	1	AMARJIT SINGH		ASNCARRIER@YAHOO.COM
1/9/2019	12/13/2018	46874	2018	1	1	1	AMARJIT SINGH		ASNCARRIER@YAHOO.COM
10/8/2018	10/1/2018	45874	2017	1	1	1	AMARJIT SINGH		ASNCARRIER@YAHOO.COM
9/12/2018	8/13/2018	45874	2017	1	1	1	AMARJIT SINGH		ASNCARRIER@YAHOO.COM
8/9/2018	7/6/2018	45874	2017	1	1	1	AMARJIT SINGH		ASNCARRIER@YAHOO.COM
5/7/2017	5/2/2017	52632	2016	1	1	1	AMARJIT SINGH		sangeeta@globalmultiservices.com
5/10/2016	5/6/2016	32353	2015	1	1	1	AMARJIT SINGH		harald@globalmultiservices.com
7/9/2015	2/24/2015	42353	2014	1	1	1	AMARJIT SINGH		harald@globalmultiservices.com
11/24/2014	2/24/2014	89632	2013	1	1	1	AMARJIT SINGH		
4/8/2013	2/25/2013	70459	2012	1	1	1	AMARJIT SINGH		
10/11/2012	2/16/2012	65978	2011	1	1	1	AMARJIT SINGH		
7/12/2011	2/9/2011	85973	2010	1	1	1	amarjit singh		
7/30/2010	5/19/2010	74856	2009	1	1	1	AMARJIT SINGH		

Crash Summary Chart ToC Crashes Summary - Chart (based on all available crash data)

No Data



Crashes Summary - Table (based on all available crash data) ToC										
	TOTAL	Last 6 months	7-12 months	13-18 months	19-24 months	25-30 months	30-36 months	37-41 months	42-48 months	Over 49 months
Total Reportable	0	0	0	0	0	0	0	0	0	0
Fatalities	0	0	0	0	0	0	0	0	0	0
Injuries	0	0	0	0	0	0	0	0	0	0
Tow Away	0	0	0	0	0	0	0	0	0	0
With Citations	0	0	0	0	0	0	0	0	0	0
Federal Recordable	0	0	0	0	0	0	0	0	0	0
Preventable	0	0	0	0	0	0	0	0	0	0
Crash per Pwr Unit	-	0.0%	0.0%	0.0%	0.0%	0.0%	0.0%	0.0%	0.0%	-

Inspection Summary ToC			
The following inspection information is based on results for 24 months prior to: 05/06/2026. Please note that the total inspections number is not necessarily the total of the vehicle, driver and hazmat inspections, as one inspection may have included any combination of the below inspections.			
Overall	Vehicle	Driver	Hazmat
<i>(Please note that the total inspections number is not necessarily the total of the vehicle, driver and hazmat inspections, as one inspection may have included any combination of the below inspections)</i> Total Inspections: 2 Total Out of Service: 1 Out of Service: 50% National Average: 21.36% Difference: 28.64%	Total Inspections: 2 Total Out of Service: 1 Out of Service: 50.00% National Average: 25.3% Difference: 24.7%	Total Inspections: 2 Total Out of Service: 0 Out of Service: 0.00% National Average: 7% Difference: -7%	Total Inspections: 0 Total Out of Service: 0 Out of Service: 0.00% National Average: 2.17% Difference: -2.17%

KPI: Inspection Viol OOS Rates by Cargo Group ToC								
Cargo Group	OVERALL		VEHICLE		DRIVER		HAZMAT	
	Average	Compared to Average	Average	Compared to Average	Average	Compared to Average	Average	Compared to Average
General Freight	29.81%	Worse	25.53%	Worse	13.79%	Better	0.17%	Better
TRUTH TRANSPORT INC	50.0%		50.0%		0%		0%	

FHWA Registration Information: The following data on this Motor Carrier is from the Federal Hwy Administration (as of 3/25/2026)								
Docket Number	DOT Number	Company Name	DBA Name	Address	City	State	Country	ZIP Code
MC517896	1345373	TRUTH TRANSPORT INC		7317 HEADSTOCK ST	SACRAMENTO	CA	US	95829
Phone Number	Fax Number	Mail Address	Mail City	Mail State	Mail Contry	Mail ZIP Code	Mail Phone Number	Mail Fax Number
(916)-291-9775								
Date of Last Change	Freight	Passenger	Household Goods	Active Authority	Pending Authority	Revocation Pending Authority		
3/25/2026	Y	N	N	/ Contract /	/	/		

Insurance Required (as of 03/25/2026) ToC			
Docket Number	Insurance Type	Insurance Required	Insurance on File
MC517896	BIPD	\$750k	\$750k
MC517896	Cargo	No	No
MC517896	Bond	No	No



Active / Pending Insurance (as of 03/25/2026)										
Docket Number	Form	Type	Insurance Carrier	Policy/Surety	Coverage From	Coverage To	Required	On File	Effective Date	Cancel Date
MC517896	91X	BIPD/Primary	UNITED FINANCIAL CASUALTY COMPANY	CA997735188	\$0k	\$750k	\$750k	\$750k	05/21/2025	-

Insurance History (as of 03/25/2026)									
Docket Number	Form	Type	Insurance Carrier	Policy/Surety	Coverage From	Coverage To	Effective Date From	Effective Date To	
MC517896	91X	BIPD/Primary	DB INSURANCE CO., LTD (U.S.BRANCH)	CCA-0023619-00	\$0k	\$750k	05/21/2024	05/21/2025	Cancelled
MC517896	91X	BIPD/Primary	NORTHLAND INSURANCE COMPANY	WN280885	\$0k	\$750k	07/29/2020	04/06/2021	Cancelled
MC517896	91X	BIPD/Primary	NORTHLAND INSURANCE COMPANY	WN231412	\$0k	\$750k	04/17/2018	07/29/2020	Cancelled
MC517896	91X	BIPD/Primary	NORTHLAND INSURANCE COMPANY	WN217264	\$0k	\$750k	07/10/2017	01/05/2018	Cancelled
MC517896	91X	BIPD/Primary	NORTHLAND INSURANCE COMPANY	WN217264	\$0k	\$750k	04/27/2017	08/07/2017	Name Changed
MC517896	91X	BIPD/Primary	NORTHLAND INSURANCE COMPANY	WN217264	\$0k	\$750k	04/27/2017	07/10/2017	Replaced
MC517896	91X	BIPD/Primary	NORTHLAND INSURANCE COMPANY	WN190742	\$0k	\$750k	05/03/2016	01/02/2017	Cancelled
MC517896	91X	BIPD/Primary	NORTHLAND INSURANCE COMPANY	WN162167	\$0k	\$750k	03/20/2015	01/17/2016	Cancelled
MC517896	91X	BIPD/Primary	NORTHLAND INSURANCE COMPANY	WN148063	\$0k	\$750k	04/22/2014	12/08/2014	Cancelled
MC517896	91X	BIPD/Primary	NORTHLAND INSURANCE COMPANY	WN122350	\$0k	\$750k	04/30/2013	01/20/2014	Cancelled
MC517896	91X	BIPD/Primary	NORTHLAND INSURANCE COMPANY	WN098240	\$0k	\$750k	04/26/2012	01/09/2013	Cancelled
MC517896	91X	BIPD/Primary	NORTHLAND INSURANCE COMPANY	WN068413	\$0k	\$750k	05/09/2011	01/10/2012	Cancelled
MC517896	91X	BIPD/Primary	LANCER INSURANCE COMPANY	CM0051042	\$0k	\$1000k	04/29/2010	01/04/2011	Cancelled
MC517896	91X	BIPD/Primary	LANCER INSURANCE COMPANY	CM0048612	\$0k	\$1000k	04/09/2009	01/05/2010	Cancelled
MC517896	91X	BIPD/Primary	LANCER INSURANCE COMPANY	CM0046724	\$0k	\$1000k	04/14/2008	01/03/2009	Cancelled
MC517896	91X	BIPD/Primary	LANCER INSURANCE COMPANY	CM0044002	\$0k	\$1000k	02/07/2007	03/20/2008	Cancelled
MC517896	91X	BIPD/Primary	GREAT WEST CASUALTY CO.	GWP38231A	\$0k	\$1000k	04/12/2006	02/07/2007	Cancelled
MC517896	91X	BIPD/Primary	STATE NATIONAL INSURANCE CO., INC.	CWX00CA100219	\$0k	\$1000k	01/03/2006	02/07/2006	Cancelled
MC517896	91X	BIPD/Primary	STATE NATIONAL INSURANCE CO., INC.	CWX00CA100219	\$0k	\$1000k	03/21/2005	03/21/2006	Cancelled
MC517896	91X	BIPD/Primary	STATE NATIONAL INSURANCE CO., INC.	CWX00CA100219	\$0k	\$1000k	03/21/2005	01/03/2006	Replaced
MC517896	91X	BIPD/Primary	STATE NATIONAL INSURANCE CO., INC.	CWX00CA100219	\$0k	\$1000k	03/19/2005	04/20/2005	Cancelled
MC517896	91X	BIPD/Primary	STATE NATIONAL INSURANCE CO., INC.	CWX00CA100219	\$0k	\$1000k	03/19/2005	03/21/2005	Replaced
MC517896	34	CARGO	STATE NATIONAL INSURANCE CO., INC.	CWX00CA100219	\$0k	\$0k	01/03/2006	02/07/2006	Cancelled
MC517896	34	CARGO	STATE NATIONAL INSURANCE CO., INC.	CWX00CA100219	\$0k	\$0k	03/21/2005	03/21/2006	Cancelled
MC517896	34	CARGO	STATE NATIONAL INSURANCE CO., INC.	CWX00CA100219	\$0k	\$0k	03/21/2005	01/03/2006	Replaced

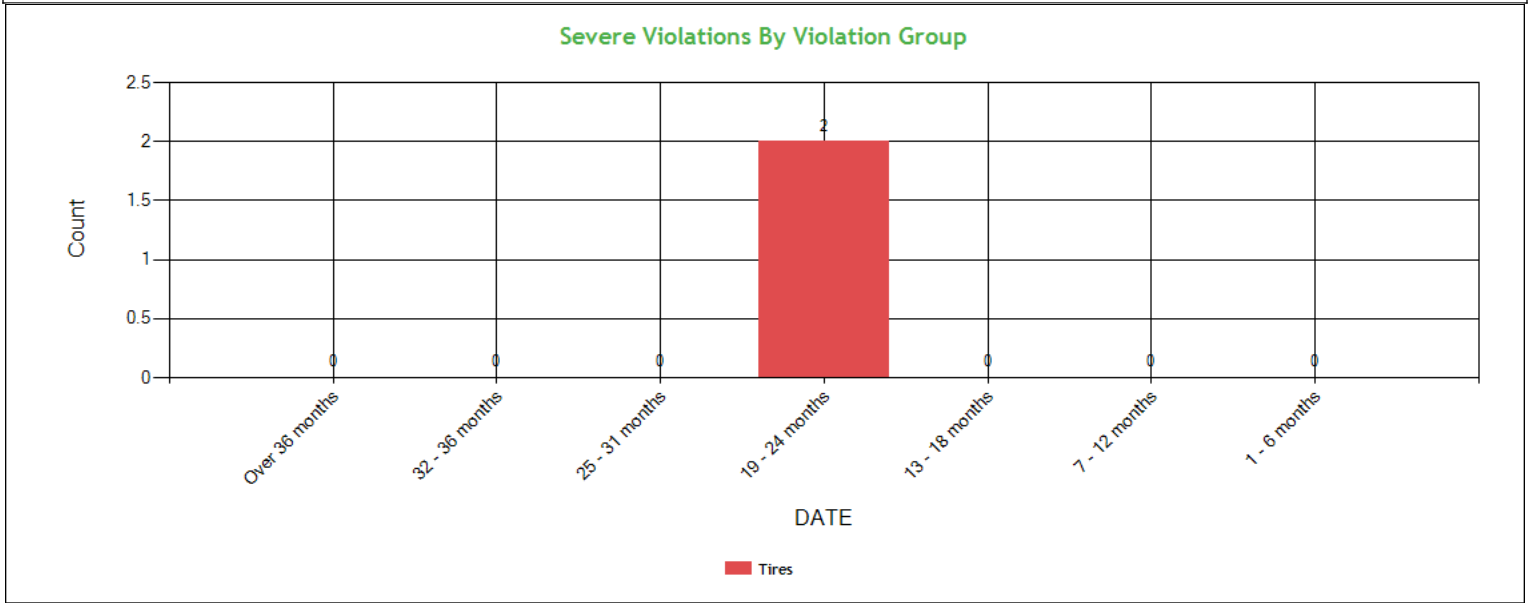


FHWA Authorities (as of 03/25/2026) ToC								
Docket#	L&I Name	Active Authority	Inactive Authority	Pending Authority	Revocation Pending Authority	Freight	Passenger	Household Goods
MC517896	TRUTH TRANSPORT INC	Contract /				Yes	No	No

Authority History (as of 03/25/2026)				
Docket Number	Sub	Auth Type	Original Action	Disposition
MC517896		CONTRACT	INVOLUNTARY REVOCATION 4/24/2025 12:00:00 AM	DISCONTINUED REVOCATION 5/21/2025 12:00:00 AM
MC517896		CONTRACT	REINSTATED 5/24/2024 12:00:00 AM	
MC517896		CONTRACT	INVOLUNTARY REVOCATION 7/2/2020 12:00:00 AM	DISCONTINUED REVOCATION 7/15/2020 12:00:00 AM
MC517896		CONTRACT	REINSTATED 5/2/2018 12:00:00 AM	REVOKED 4/12/2021 12:00:00 AM
MC517896		CONTRACT	INVOLUNTARY REVOCATION 7/5/2017 12:00:00 AM	DISCONTINUED REVOCATION 7/11/2017 12:00:00 AM
MC517896		CONTRACT	REINSTATED 5/3/2017 12:00:00 AM	REVOKED 1/16/2018 12:00:00 AM
MC517896		CONTRACT	REINSTATED 5/10/2016 12:00:00 AM	REVOKED 1/9/2017 12:00:00 AM
MC517896		CONTRACT	REINSTATED 3/25/2015 12:00:00 AM	REVOKED 1/25/2016 12:00:00 AM
MC517896		CONTRACT	REINSTATED 4/28/2014 12:00:00 AM	REVOKED 12/15/2014 12:00:00 AM
MC517896		CONTRACT	REINSTATED 5/6/2013 12:00:00 AM	REVOKED 1/27/2014 12:00:00 AM
MC517896		CONTRACT	REINSTATED 4/30/2012 12:00:00 AM	REVOKED 1/15/2013 12:00:00 AM
MC517896		CONTRACT	REINSTATED 5/13/2011 12:00:00 AM	REVOKED 1/19/2012 12:00:00 AM
MC517896		CONTRACT	REINSTATED 5/4/2010 12:00:00 AM	REVOKED 1/10/2011 12:00:00 AM
MC517896		CONTRACT	REINSTATED 4/13/2009 12:00:00 AM	REVOKED 1/11/2010 12:00:00 AM
MC517896		CONTRACT	REINSTATED 4/18/2008 12:00:00 AM	REVOKED 1/12/2009 12:00:00 AM
MC517896		CONTRACT	INVOLUNTARY REVOCATION 1/11/2007 12:00:00 AM	DISCONTINUED REVOCATION 2/12/2007 12:00:00 AM
MC517896		CONTRACT	REINSTATED 4/18/2006 12:00:00 AM	REVOKED 3/26/2008 12:00:00 AM
MC517896		CONTRACT	GRANTED 4/1/2005 12:00:00 AM	REVOKED 2/13/2006 12:00:00 AM



Severe Violations (i.e. those with >= 8 points) - Chart : 1 Violations 1 occurrences ToC



Severe Violations (i.e. those with >= 8 points) - Table : 1 Violations 2 occurrences ToC

Code	Description	Category	BASIC Weight	Total count	Last 6 months	7-12 months	13-18 months	19-24 months	25-31 months	32-36 months	Over 36 months
393.75A3	Tire -flat and/or audible air leak	Tires	8	2	0	0	0	2	0	0	0

Violation Report ToC

Inspection Date	Inspection State	BASIC	Violation Description	OOS	VIN	Severity Points
06/09/2024	CA	Vehicle Maintenance	393.75A3 - Tire -flat and/or audible air leak	Yes	3AKJHHR8KSKG6655 (PU)	8
09/22/2020	CA	Vehicle Maintenance	393.9 - Inoperative required lamps	No	1FUJGLBGXBSAV9197 (PU)	2
09/22/2020	CA	Vehicle Maintenance	393.81 - Horn inoperative	No	1FUJGLBGXBSAV9197 (PU)	3
05/02/2012	CA	Vehicle Maintenance	393.209D - Steering system components worn, welded, or missing	No	1FUYSSB9XLA82219 (PU)	6
05/02/2012	CA	Vehicle Maintenance	393.9TS - Inoperative turn signal	No	1FUYSSB9XLA82219 (PU)	6

No filters were applied when generating this report, see the live report for more options.

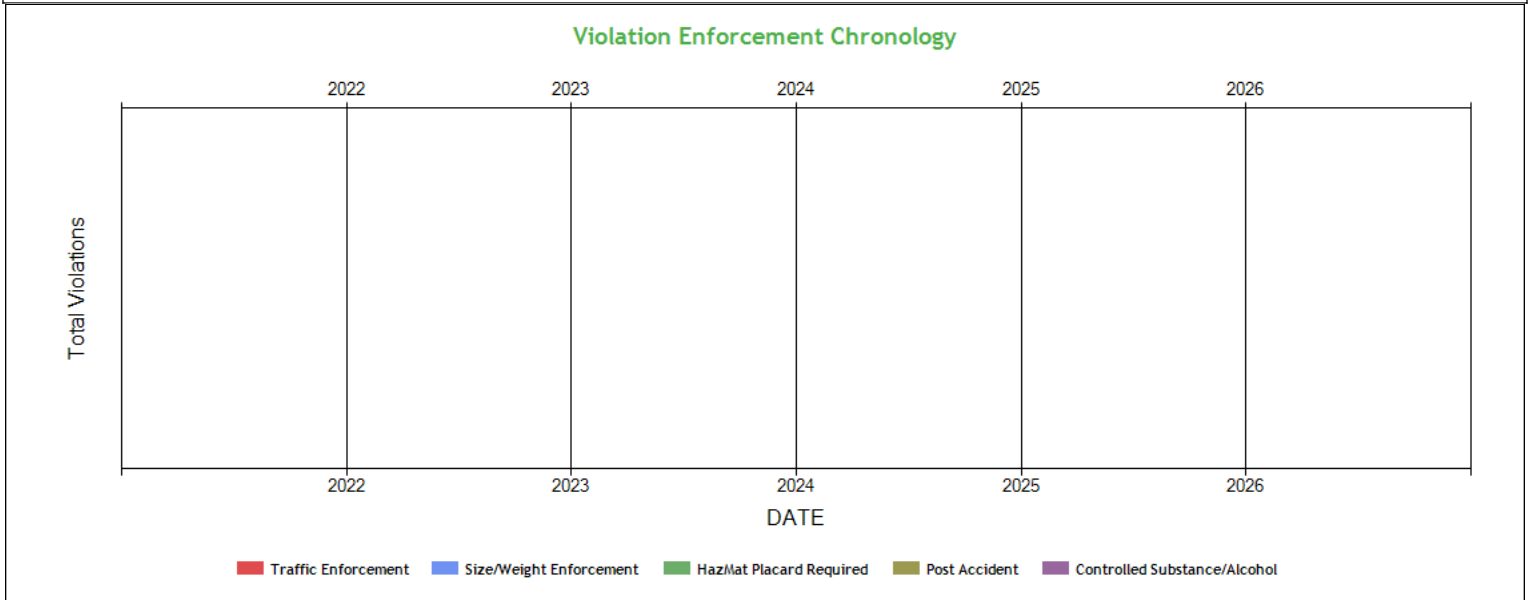
Violation Summary ToC

BASIC	Violation Group	Code	Description	# of Violations	# of OOS Violations	Severity Points
Vehicle Maintenance	Tires	393.75A3	Tire -flat and/or audible air leak	1	1	8

No filters were applied when generating this report, see the live report for more options.



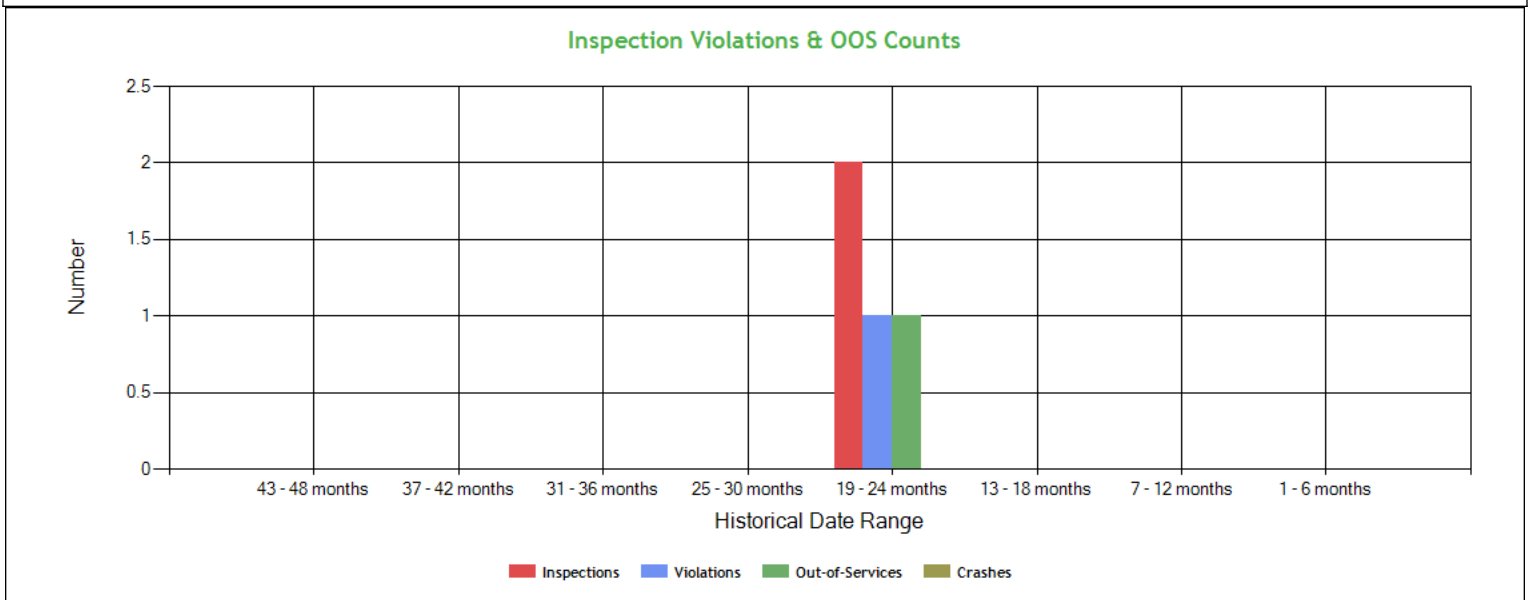
Violation Enforcement Chronology - Chart ToC



Violation Enforcement Chronology - Table ToC

	2022	2023	2024	2025	2026
Traffic Enforcement	0	0	0	0	0
Size/Weight Enforcement	0	0	0	0	0
HazMat Placard Required	0	0	0	0	0
Post Accident	0	0	0	0	0
Controlled Substance/Alcohol	0	0	0	0	0

Inspection Violations & OOS Counts - Chart ToC



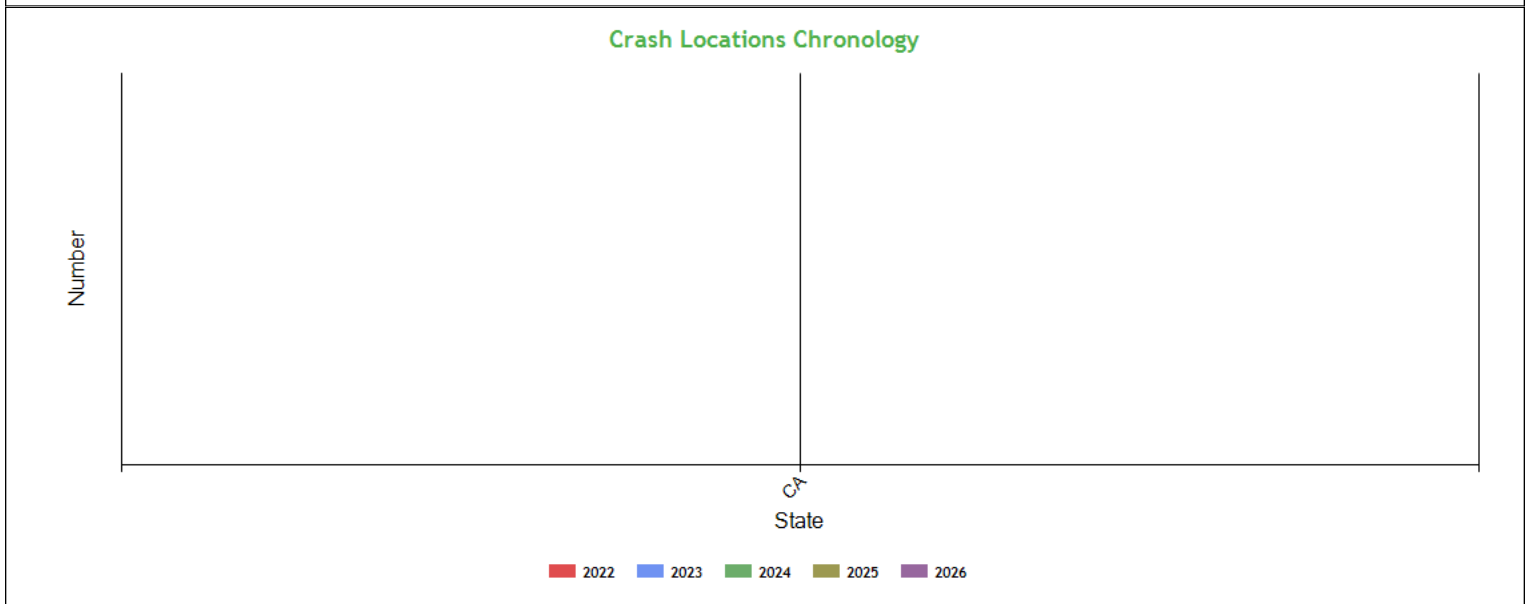
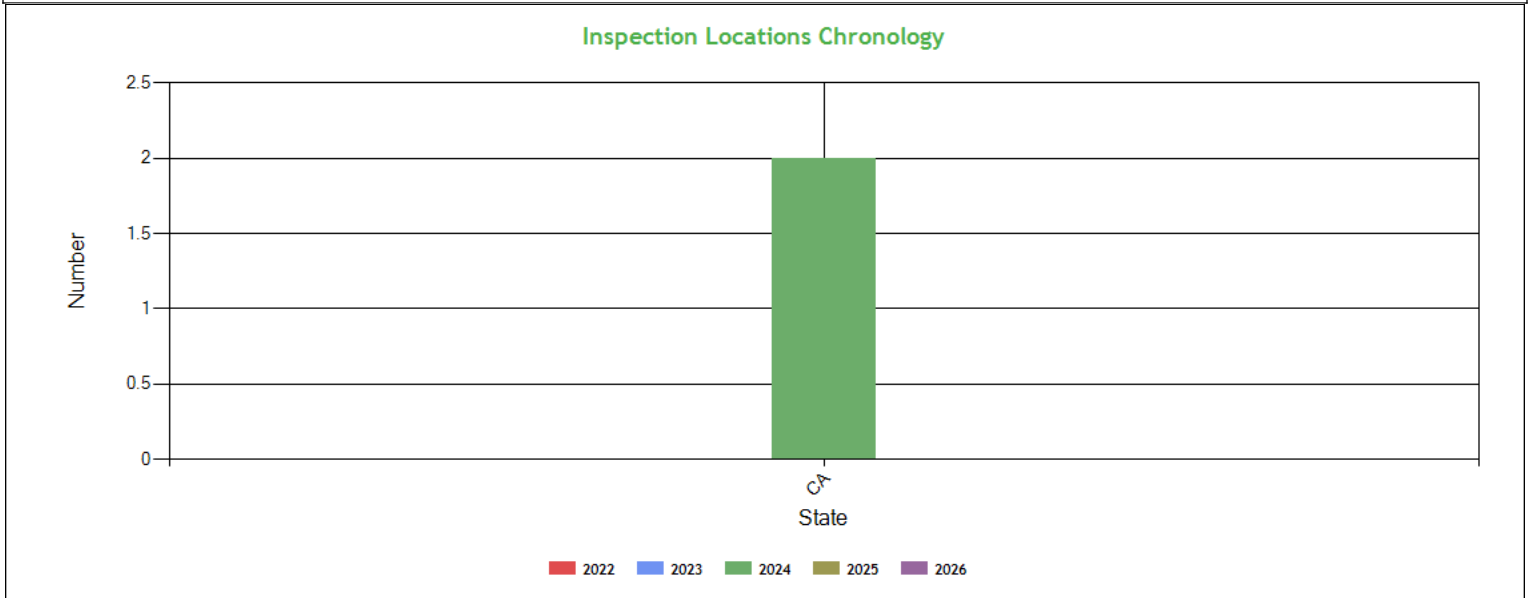


Inspection Violations & OOS Counts - Table ToC				
Date Range	Inspections	Violations	Out-of-Services	Crashes
TOTAL	2	1	1	0
1 - 6 months	0	0	0	0
7 - 12 months	0	0	0	0
13 - 18 months	0	0	0	0
19 - 24 months	2	1	1	0
25 - 30 months	0	0	0	0
31 - 36 months	0	0	0	0
37 - 42 months	0	0	0	0
43 - 48 months	0	0	0	0

Radius of Operation (based on Inspections and Crashes during the past 3 years) ToC								
	Total	Drive between 0 and 50 miles radius	Drive between 51 and 200 miles radius	Drive between 201 and 300 miles radius	Drive between 301 and 400 miles radius	Drive between 401 and 500 miles radius	Drive between 501 and 600 miles radius	Drive beyond 600 miles radius
Power Units (i.e. unique VINs)	1	0	0	1	0	0	0	0
Percent	100%	0%	0%	100%	0%	0%	0%	0%



Inspection & Crash Locations - Chart ToC



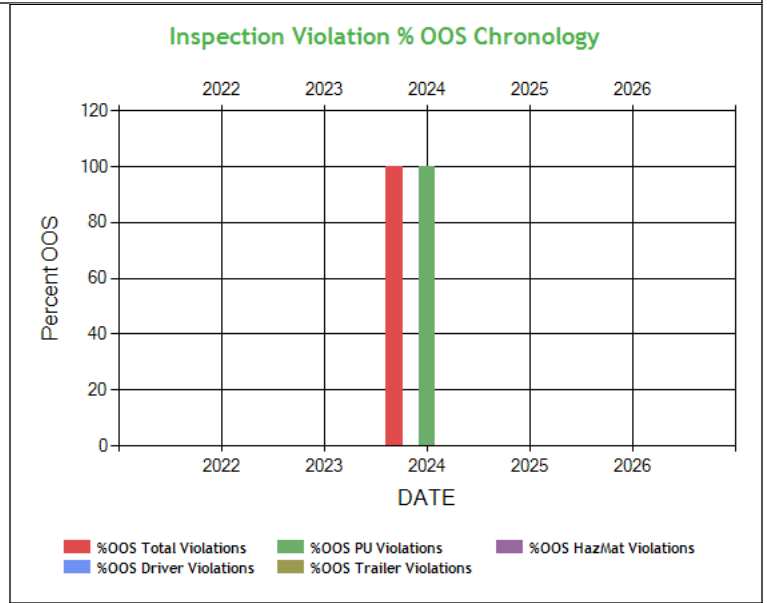
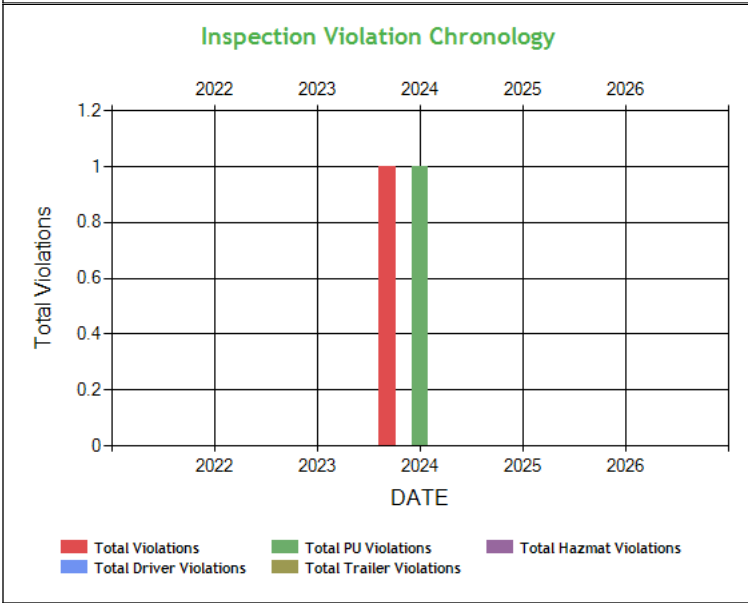
Inspection & Crash Locations - Table ToC

State	Inspections					Violations					Out-of-Services					Crashes				
	2022	2023	2024	2025	2026	2022	2023	2024	2025	2026	2022	2023	2024	2025	2026	2022	2023	2024	2025	2026
TOTAL	0	0	2	0	0	0	0	1	0	0	0	0	1	0	0	0	0	0	0	0
CA	0	0	2	0	0	0	0	1	0	0	0	0	1	0	0	0	0	0	0	0

No hot spot data in the last 12 months



Inspection Violation % OOS Chronology - Chart ToC

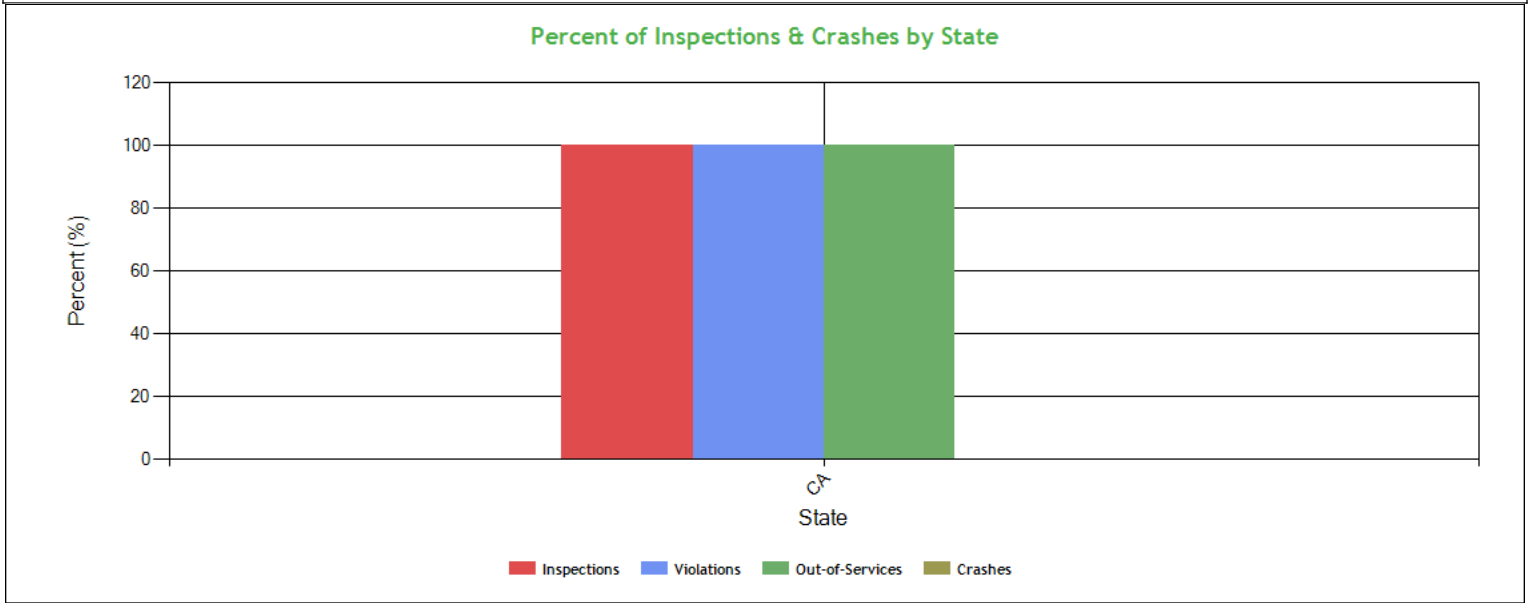


Inspection Violation % OOS Chronology - Table ToC

	2022	2023	2024	2025	2026
Total Violations	0	0	1	0	0
Total Out Of Services	0	0	1	0	0
%OOS Total Violations	0	0	100	0	0
Total Driver Violations	0	0	0	0	0
Total Driver Out Of Services	0	0	0	0	0
%OOS Driver Violations	0	0	0	0	0
Total PU Violations	0	0	1	0	0
Total PU Out Of Services	0	0	1	0	0
%OOS PU Violations	0	0	100	0	0
Total Trailer Violations	0	0	0	0	0
Total Trailer Out Of Services	0	0	0	0	0
%OOS Trailer Violations	0	0	0	0	0
Total Hazmat Violations	0	0	0	0	0
Total Hazmat Out Of Services	0	0	0	0	0
%OOS HazMat Violations	0	0	0	0	0



Percent of Insp & Crash by State - Chart ToC



Percent of Insp & Crash by State - Table (based on Inspection data from the last 4 years) ToC

State	Inspections		Violations		Out-of-Services		Crashes	
	Total	Percent	Total	Percent	Total	Percent	Total	Percent
	2	100	1	100	1	100	0	100
CA	2	100	1	100	1	100	0	0

VIN Insp Summary by State (based on inspection from the last 2 years) ToC

VIN	Insp	Viol Pts	Counts in each State	
			CA	
			Insp	Viol Pts
TOTALS	3/ 8*	2/ 8**	2	8
3AKJHHR8KSK G6655	2	8	2	8
1JJV532D8LL1732 52	1	0	1	0

*<Total number of inspections for these 2 VIN(s)>/n<Total number of inspections for these 1 state(s)>

**<Total severity sum for these 2 VIN(s)>/n<Total severity sum for these 1 state(s)>

Violations By Unit Type ToC

of Violations: 1 Total Severity: 8 based on inspections in the last 2 years

Violation Unit: Power Unit	# of Violations: 1	Total Severity: 8	% of Total: 100%
Viol. Group: Tires	# of Violations: 1	Total Severity: 8	% of Total: 100%
Violation	Number of Occurrences	Viol. Severity	Total Severity
393.75A3:Tire -flat and/or audible air leak	1	8	8



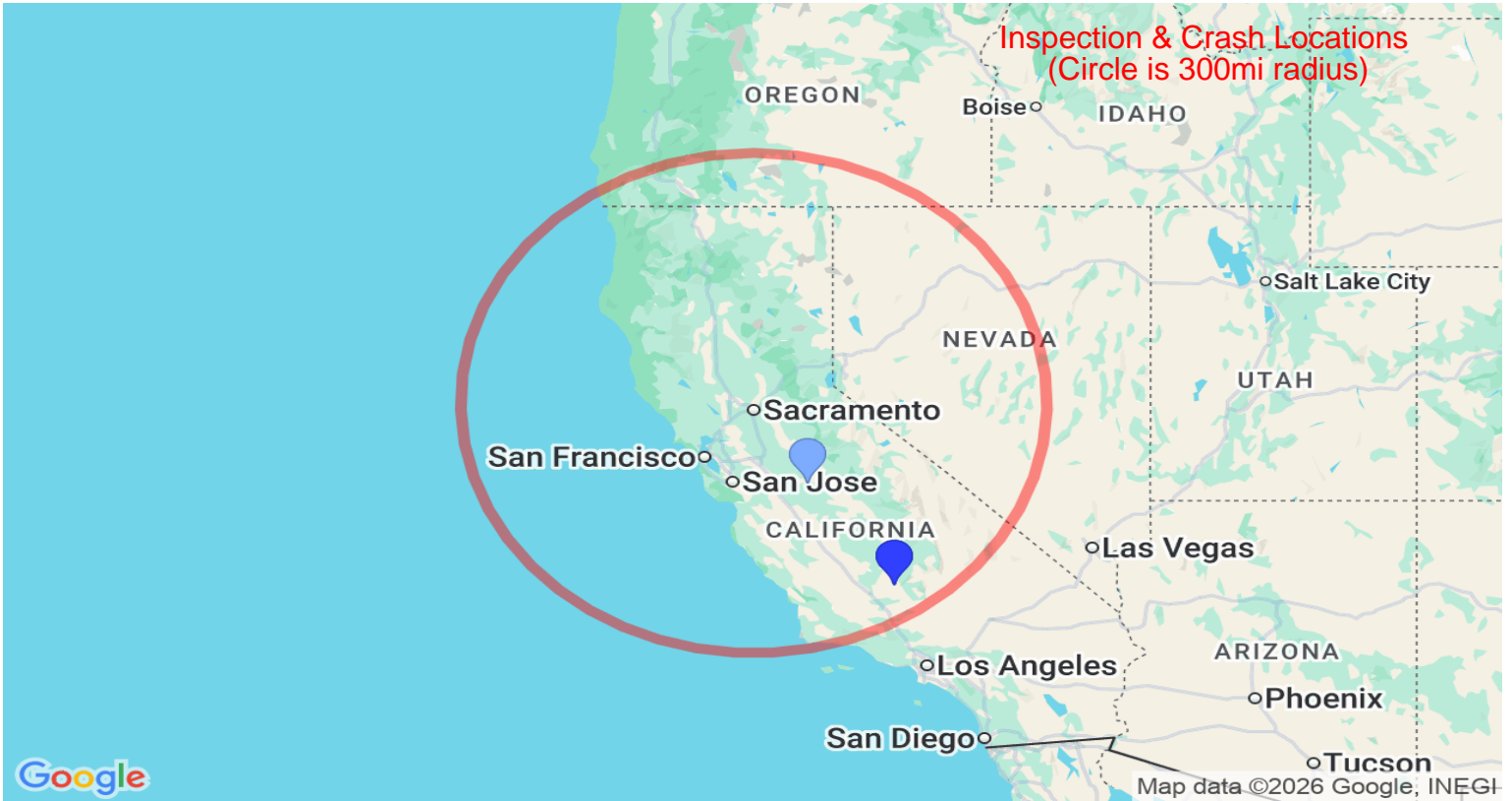
INSPECTION/CRASH MAP ToC

PU Inspection

Trailer Inspection

OOS Inspection

Crash



Equipment Ownership ToC Equipment Ownership (based on MCS-150 dated 3/23/2026)						
	Trucks	Tractors	Trailers	Motor Coaches	Vans	
Owned	0	1	0	0	0	
Term Leased	0	0	0	0	0	
Trip Leased	0	0	0	0	0	
Total No.	0	1	0	0	0	

Equipment Details Power Units ToC									
VIN	Latest Insp Date	Year	Make	Model	Body Class	Body Type	Axles	Len	Fuel Type
3AKJHHR8KS KG6655	06/09/2024	2019	FREIGHTLINER	Cascadia	Truck-Tractor	-	-	-	-

Equipment Details Trailers									
VIN	Latest Insp Date	Year	Make	Model	Body Class	Body Type	Axles	Len	Fuel Type
1JJV532D7RL43 6081	06/09/2024	2024	WABASH	FRP Drop Frame	Trailer	Van Trailer	2	53	-
1JJV532D8LL17 3252	06/01/2024	2020	WABASH	Dry Van Duraplate	Trailer	Box or Van Enclosed Trailer	2	53	Not Applicable



Vehicle Age ToC

Year	# Power Units	PU Percentage	# Trailers	Trailres Percentage
2024	0	0.00%	1	50.00%
2020	0	0.00%	1	50.00%
2019	1	100.00%	0	0.00%

Based on 24 months of inspection data, see the live report for more options

States of Power Unit Registrations ToC

State	CA
Number of Power Units	1

Equipment Acquisitions - Table ToC

	Power Units inspected for 1st time in past 12 months	Power Units inspected for 1st time in past 24 months	Power Units inspected during entire date range	Trailers inspected for 1st time in past 12 months	Trailers inspected for 1st time in past 24 months	Trailers inspected during entire date range
Unique VINs	0	1	2	0	2	1
Unique License Plates	0	1	2	0	2	1
License Plate States	0	0	1	0	0	1

Driver Details ToC Driver Details (based on MCS-150 dated 3/23/2026)

	Within 100 mi	Beyond 100 mi	TOTAL
# Drivers Interstate	0	1	1
# Drivers Intrastate	0	0	0
TOTAL	0	1	/

Avg. # Trip Lease Drivers/Mo: 0 # Drivers Grand Total: 1 # Drivers Commercially Licensed: 1

Shared VIN Summary ToC

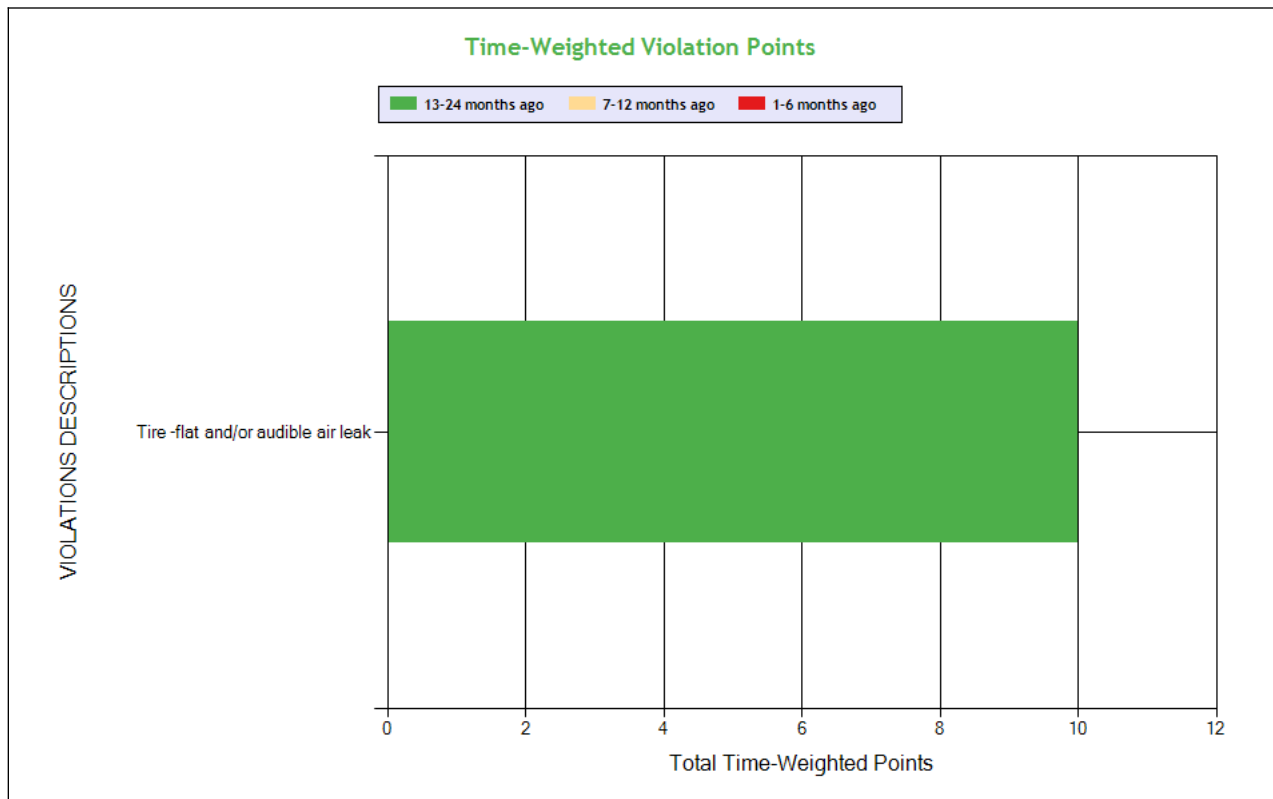
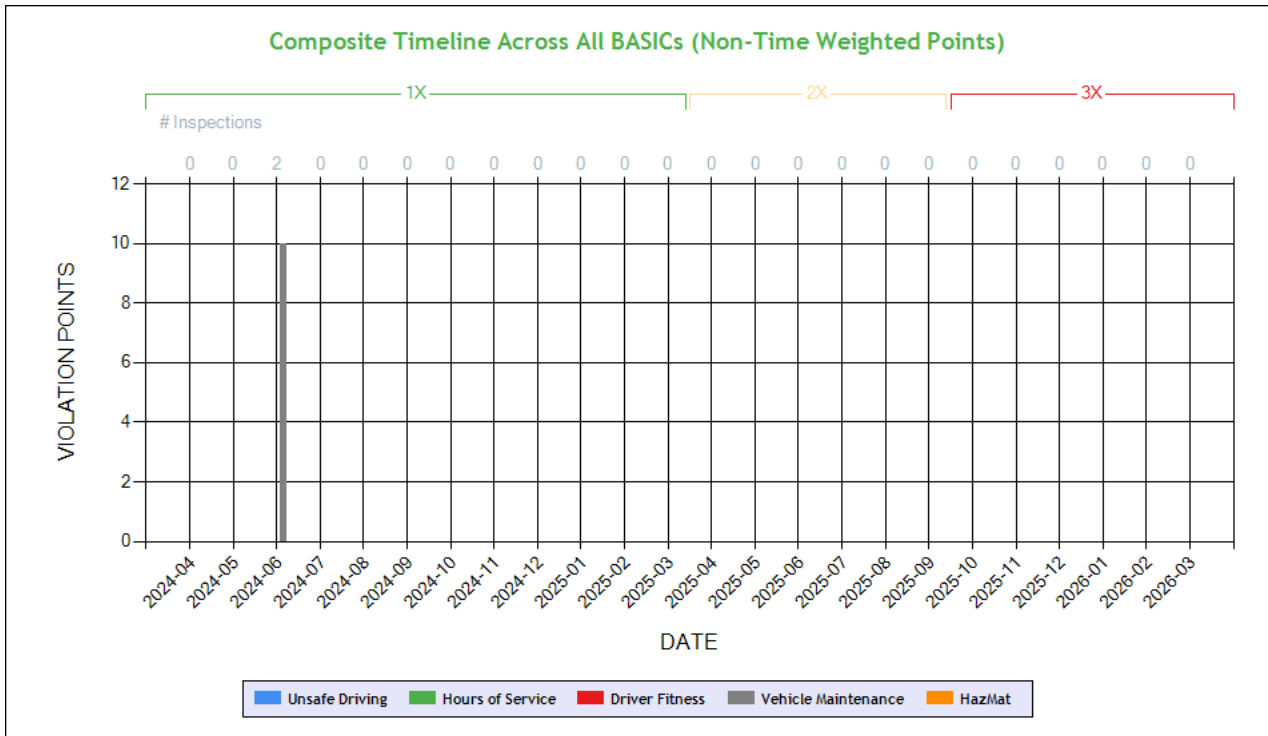
No Data

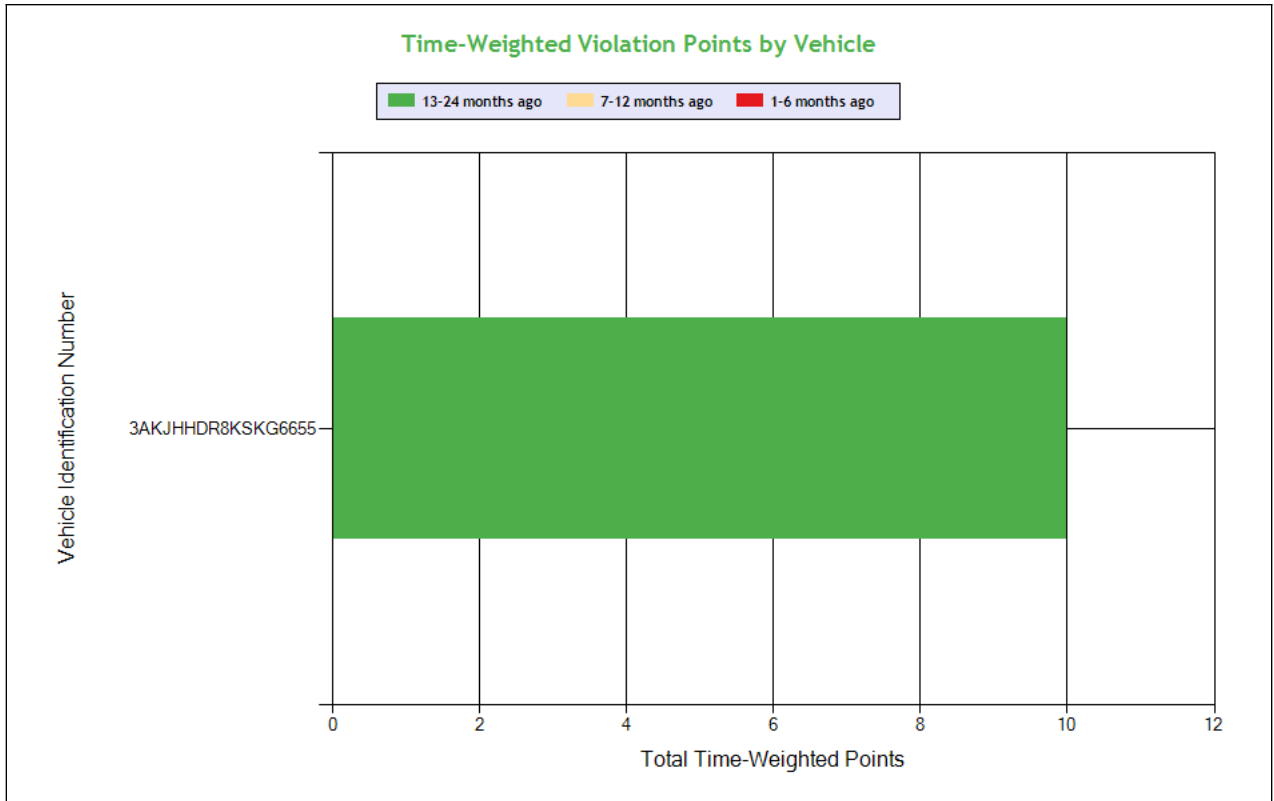
SHIPPERS DETAIL ToC based on Inspection results for the last 4 years

Shipper Name	Number of Inspections	Shipper Name	Number of Inspections
No Shipper listed	1	CERTAINTEED	1



Carrier Underwriting Report Safety Summary ToC





See the Excel file for the complete analysis

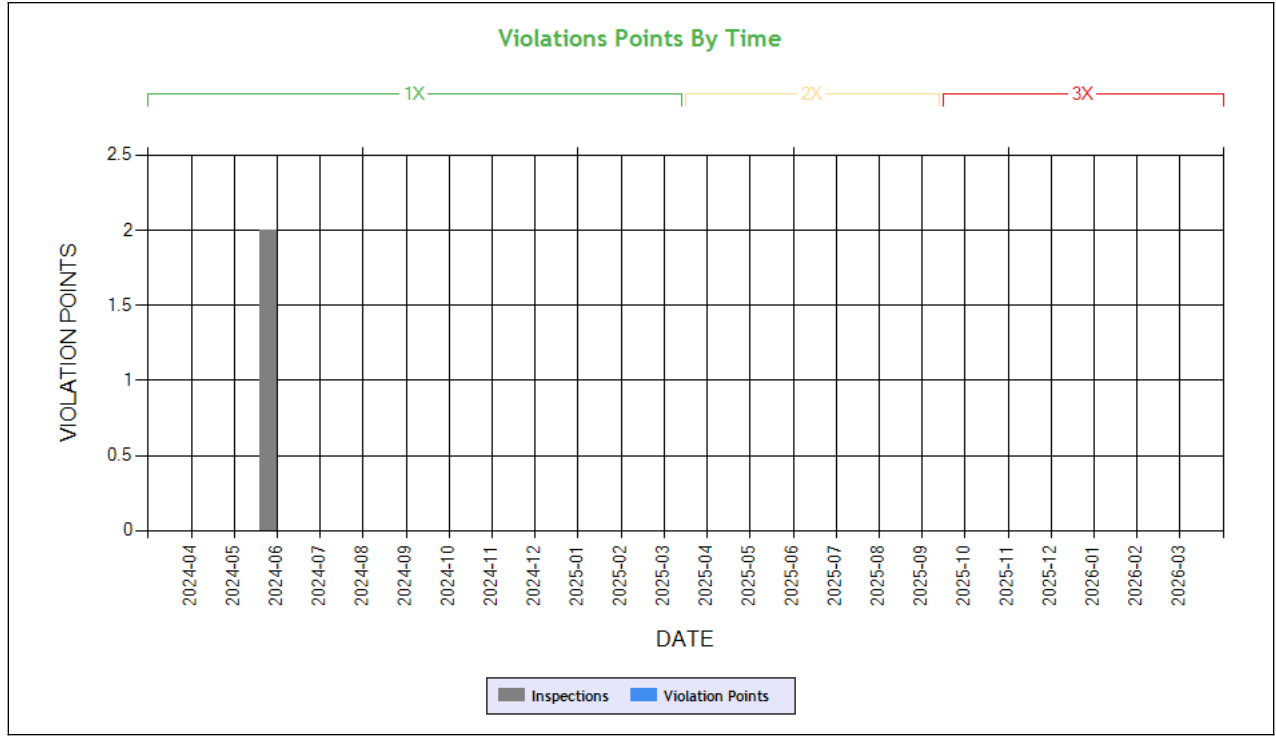
Violations is in (1-6/7-12/13-24mo)

Shaded = Out Of Service Violation			
Violation Group			Tires
Violation Description	Total Time-weighted Points by VIN	% of Total Time-weighted Points by VIN	Tire -flat and/or audible air leak
Driver Resp			Yes
Total Time-weighted Points			10
% Total Time-Wt Pts			100
3AKJHHDR8KSKG6655	10	100	10 (0/0/1)



SAFETY ANALYSIS ToC

Unsafe Driving



Time-Weighted Violation Points - no data available to draw a chart

Time-Weighted Severity Points by Vehicle - no data available to draw a chart

See the Excel file for the complete analysis

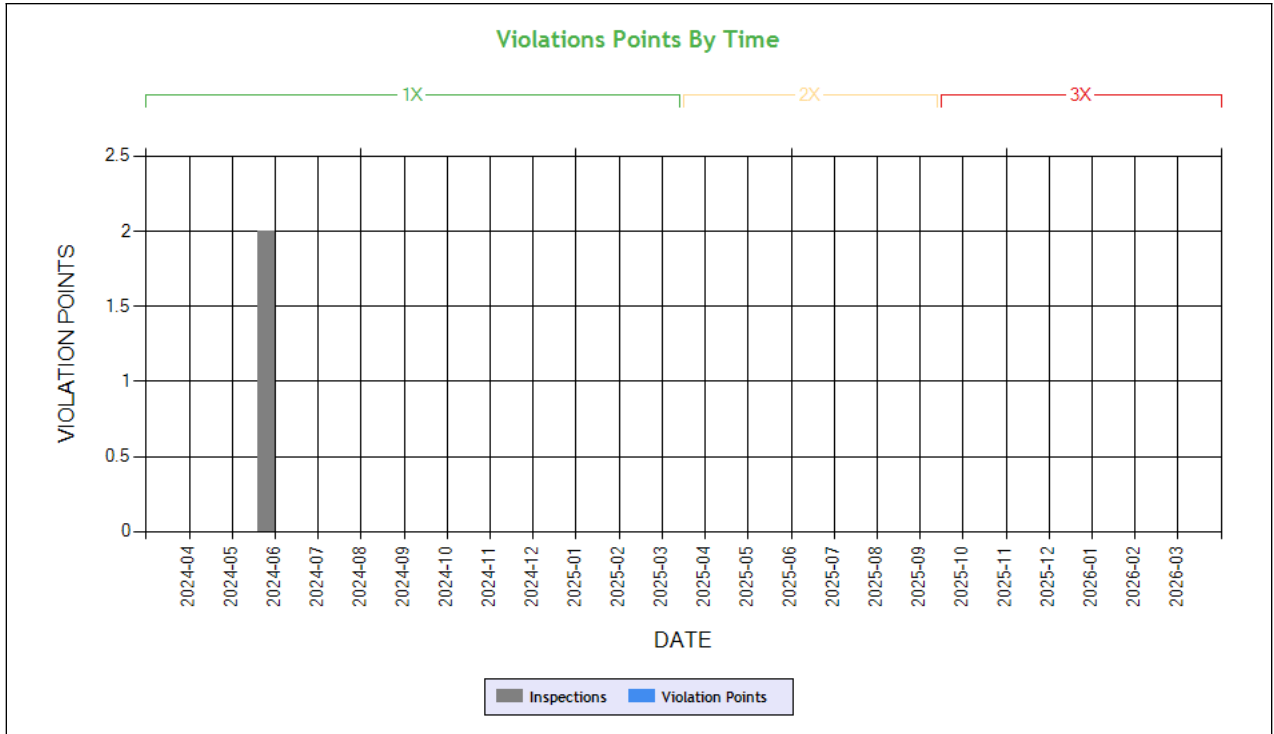
Violations is in (1-6/7-12/13-24mo)

Shaded = Out Of Service Violation		
Violation Group		
Violation Description	Total Time-weighted Points by VIN	% of Total Time-weighted Points by VIN
Driver Resp		
Total Time-weighted Points		
% Total Time-Wt Pts		

HOS Compliance

Time-Weighted Violation Points - no data available to draw a chart

Time-Weighted Severity Points by Vehicle - no data available to draw a chart



Carrier Software
 1-800-646-5152
 info@CarrierSoftware.com

CONFIDENTIAL - Intended for use by Amerigo Insurance Agency - Date: 5/8/2026

TRUTH TRANSPORT INC - DOT# 1345373 / MC517896

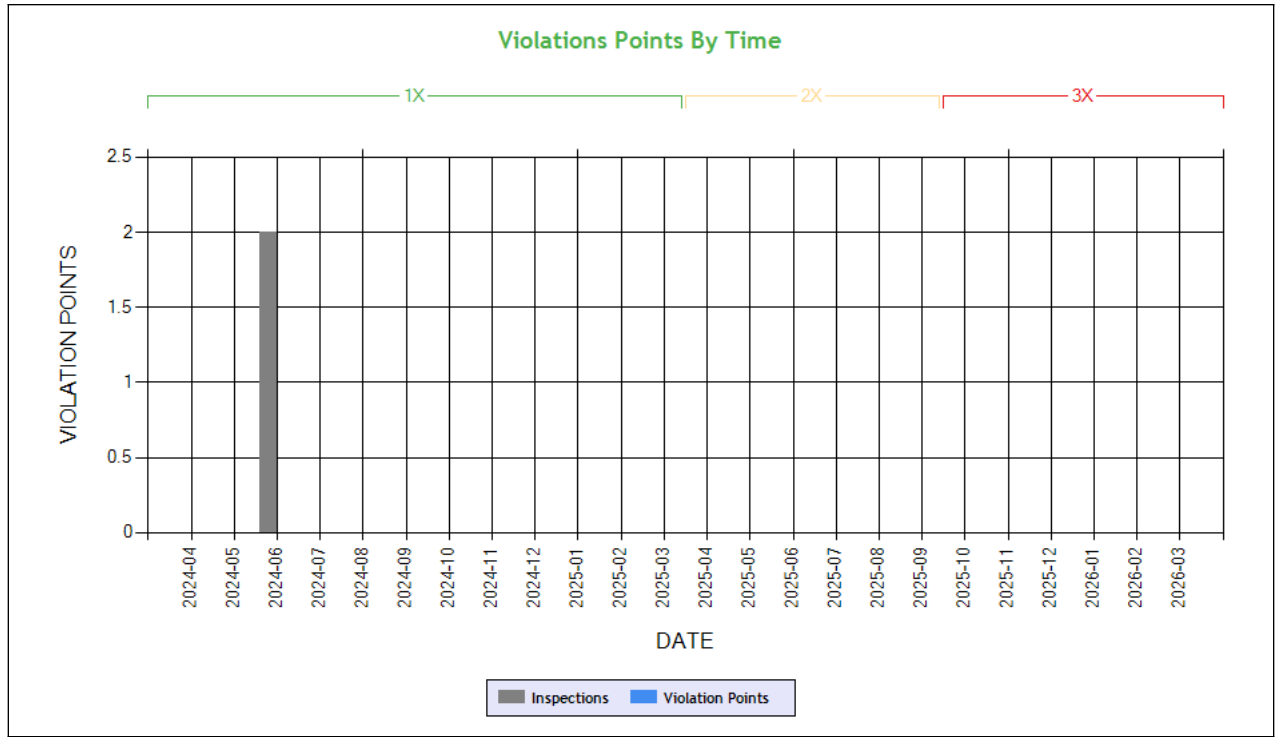
See the Excel file for the complete analysis

Violations is in (1-6/7-12/13-24mo)

Shaded = Out Of Service Violation		
Violation Group		
Violation Description	Total Time-weighted Points by VIN	% of Total Time-weighted Points by VIN
Driver Resp		
Total Time-weighted Points		
% Total Time-Wt Pts		



Driver Fitness



Time-Weighted Violation Points - no data available to draw a chart

Time-Weighted Severity Points by Vehicle - no data available to draw a chart

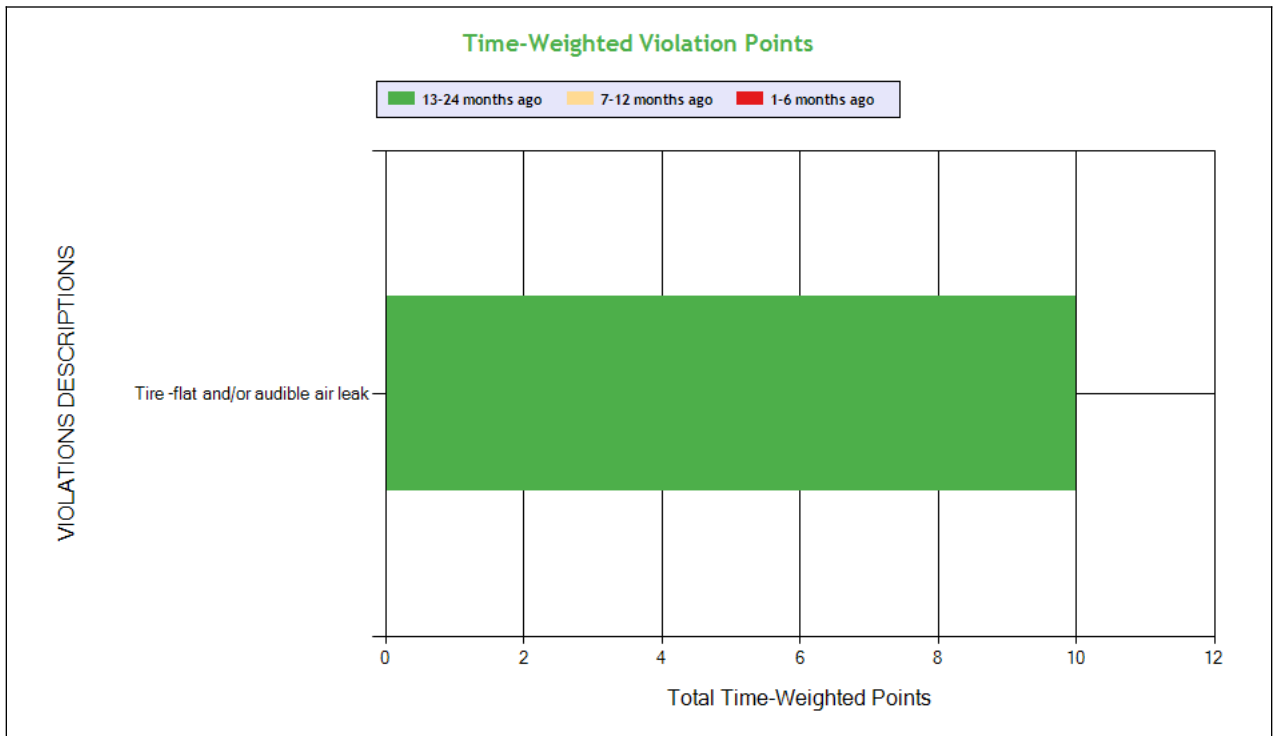
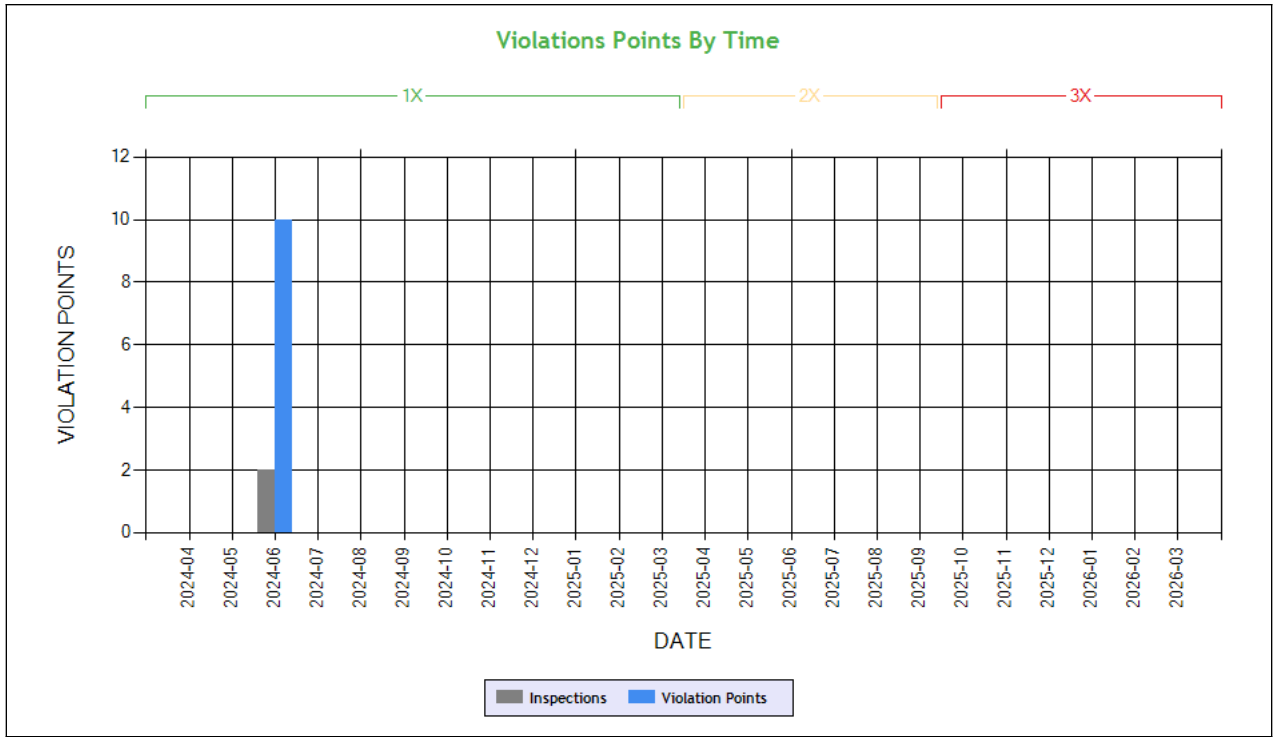
See the Excel file for the complete analysis

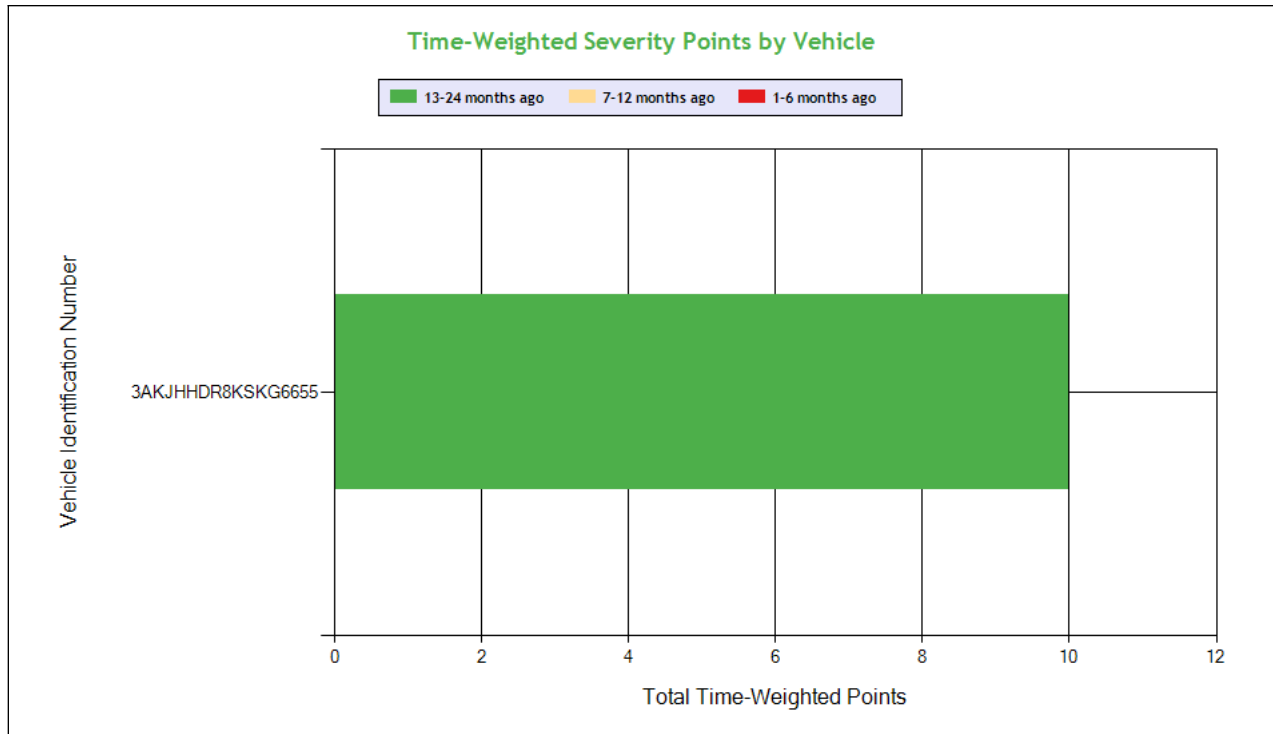
Violations is in (1-6/7-12/13-24mo)

Shaded = Out Of Service Violation		
Violation Group		
Violation Description	Total Time-weighted Points by VIN	% of Total Time-weighted Points by VIN
Driver Resp		
Total Time-weighted Points		
% Total Time-Wt Pts		



Vehicle Maintenance





Carrier Software
 1-800-646-5152
 info@CarrierSoftware.com

CONFIDENTIAL - Intended for use by Amerigo Insurance Agency - Date: 5/8/2026

TRUTH TRANSPORT INC - DOT# 1345373 / MC517896

See the Excel file for the complete analysis

Violations is in (1-6/7-12/13-24mo)

Shaded = Out Of Service Violation			
Violation Group			Tires
Violation Description	Total Time-weighted Points by VIN	% of Total Time-weighted Points by VIN	Tire -flat and/or audible air leak
Driver Resp			Yes
Total Time-weighted Points			10
% Total Time-Wt Pts			100
3AKJHHDR8KSKG6655	10	100	10 (0/0/1)

COLOR CODED CRASH TABLE ToC

No crashes have been reported by the DOT on this Motor Carrier

INSPECTIONS WITH SHARED EQUIPMENT:

No Data



LEGEND
Vehicle Information
Inspection for DOT # being analyzed
Inspection for Different DOT #
Crash Information for specific VIN

INSPECTION DETAILS for ALL Inspections

PDF shows the first 100 Power Unit & Trailer VINs with most recent inspections using data from the last 4 years

POWER UNIT Inspections Section

VIN: 3AKJHHR8KSKG6655		Unit: Truck Tractor		Year: 2019	Make: FREIGHTLINER		
DOT No: 1345373		Docket No: MC517896		Name: TRUTH TRANSPORT INC		Interstate: Yes	
Date	Unit License	Unit Lic State	Violation Unit	Violation Description	Severity	OOS	Citation
06/09/2024	ZP27058	CA	1	393.75A3 - Tire -flat and/or audible air leak	8	Yes	
06/01/2024	ZP27058	CA	-	-	-	-	-
DOT No: 2726054		Docket No: MC923407		Name: AX TRANSPORTATION LLC		Interstate: Yes	
Date	Unit License	Unit Lic State	Violation Unit	Violation Description	Severity	OOS	Citation
10/22/2020	3CD727	OK	D	392.2SLLS1 - State/Local Laws - Speeding 1-5 Miles Per Hour Over The Speed Limit	0	No	
09/26/2019	3CD727	OK	-	-	-	-	-
04/12/2019	3CD727	OK	1	393.60D - Glazing permits less than 70 percent of light	1	No	
01/23/2019	4CD727	OK	-	-	-	-	-

VIN: 1FUJGLBGXBSAV9197		Unit: Truck Tractor		Year: 2011	Make: FREIGHTLINER		
DOT No: 1345373		Docket No: MC517896		Name: TRUTH TRANSPORT INC		Interstate: Yes	
Date	Unit License	Unit Lic State	Violation Unit	Violation Description	Severity	OOS	Citation
09/22/2020	9F83004	CA	1	393.9 - Inoperative required lamps	2	No	
09/22/2020	9F83004	CA	1	393.81 - Horn inoperative	3	No	
DOT No: 2009256		Docket No: MC708448		Name: GLOBAL FREIGHT EXPERTS INC		Interstate: Yes	
Date	Unit License	Unit Lic State	Violation Unit	Violation Description	Severity	OOS	Citation
02/10/2016	WP58387	CA	-	-	-	-	-
12/13/2015	WP58387	CA	-	-	-	-	-
08/20/2015	WP58387	CA	-	-	-	-	-
07/21/2015	WP58387	CA	-	-	-	-	-
DOT No: 190991		Docket No: MC152187		Name: GORDON TRUCKING INC		Interstate: Yes	
Date	Unit License	Unit Lic State	Violation Unit	Violation Description	Severity	OOS	Citation
04/17/2013	YAGJ104	OR	-	-	-	-	-
09/28/2012	YAGJ104	OR	-	-	-	-	-

VIN: 1FUYSSEB9XLA82219		Unit: Straight Truck		Year: 1999	Make: FREIGHTLINER		
DOT No: 1829642		Docket No: MC1166029		Name: MANUEL T QUINTANILLA		Interstate: No	
Date	Unit License	Unit Lic State	Violation Unit	Violation Description	Severity	OOS	Citation
01/11/2018	823876C	TX	-	-	-	-	-
DOT No: 1345373		Docket No: MC517896		Name: TRUTH TRANSPORT INC		Interstate: Yes	
Date	Unit License	Unit Lic State	Violation Unit	Violation Description	Severity	OOS	Citation
06/11/2013	VP88374	CA	-	-	-	-	-
10/19/2012	VP88374	CA	-	-	-	-	-



DOT No: 1485614		Docket No: MC559663		Name: TRUJILLO MILK CARRIERS INC		Interstate: Yes	
Date	Unit License	Unit Lic State	Violation Unit	Violation Description	Severity	OOS	Citation
05/25/2012	VP59368	CA	1	393.11TU - No upper body corners retroreflective sheeting/reflex reflectors - Truck Tractor manufactured on or after 7/1/1997	3	No	
05/25/2012	VP59368	CA	1	393.78 - Windshield wipers inoperative/defective	1	No	
05/25/2012	VP59368	CA	D	395.8 - Driver record of duty status (general/form and manner)	1	No	
DOT No: 1345373		Docket No: MC517896		Name: TRUTH TRANSPORT INC		Interstate: Yes	
Date	Unit License	Unit Lic State	Violation Unit	Violation Description	Severity	OOS	Citation
05/02/2012	VP88374	CA	1	393.209D - Steering system components worn, welded, or missing	6	No	
05/02/2012	VP88374	CA	1	393.9TS - Inoperative turn signal	6	No	

TRAILER Inspections Section

VIN: 3AKJHHR8KSKG6655		Unit: Truck Tractor		Year: 2019		Make: FREIGHTLINER	
DOT No: 1345373		Docket No: MC517896		Name: TRUTH TRANSPORT INC		Interstate: Yes	
Date	Unit License	Unit Lic State	Violation Unit	Violation Description	Severity	OOS	Citation
06/09/2024	ZP27058	CA	1	393.75A3 - Tire -flat and/or audible air leak	8	Yes	
06/01/2024	ZP27058	CA	-	-	-	-	-
DOT No: 2726054		Docket No: MC923407		Name: AX TRANSPORTATION LLC		Interstate: Yes	
Date	Unit License	Unit Lic State	Violation Unit	Violation Description	Severity	OOS	Citation
10/22/2020	3CD727	OK	D	392.2SLLS1 - State/Local Laws - Speeding 1-5 Miles Per Hour Over The Speed Limit	0	No	
09/26/2019	3CD727	OK	-	-	-	-	-
04/12/2019	3CD727	OK	1	393.60D - Glazing permits less than 70 percent of light	1	No	
01/23/2019	4CD727	OK	-	-	-	-	-

VIN: 1FUJGLBGXBSAV9197		Unit: Truck Tractor		Year: 2011		Make: FREIGHTLINER	
DOT No: 1345373		Docket No: MC517896		Name: TRUTH TRANSPORT INC		Interstate: Yes	
Date	Unit License	Unit Lic State	Violation Unit	Violation Description	Severity	OOS	Citation
09/22/2020	9F83004	CA	1	393.9 - Inoperative required lamps	2	No	
09/22/2020	9F83004	CA	1	393.81 - Horn inoperative	3	No	
DOT No: 2009256		Docket No: MC708448		Name: GLOBAL FREIGHT EXPERTS INC		Interstate: Yes	
Date	Unit License	Unit Lic State	Violation Unit	Violation Description	Severity	OOS	Citation
02/10/2016	WP58387	CA	-	-	-	-	-
12/13/2015	WP58387	CA	-	-	-	-	-
08/20/2015	WP58387	CA	-	-	-	-	-
07/21/2015	WP58387	CA	-	-	-	-	-
DOT No: 190991		Docket No: MC152187		Name: GORDON TRUCKING INC		Interstate: Yes	
Date	Unit License	Unit Lic State	Violation Unit	Violation Description	Severity	OOS	Citation
04/17/2013	YAGJ104	OR	-	-	-	-	-
09/28/2012	YAGJ104	OR	-	-	-	-	-

VIN: 1FUYSSEB9XLA82219		Unit: Straight Truck		Year: 1999		Make: FREIGHTLINER	
DOT No: 1829642		Docket No: MC1166029		Name: MANUEL T QUINTANILLA		Interstate: No	
Date	Unit License	Unit Lic State	Violation Unit	Violation Description	Severity	OOS	Citation
01/11/2018	823876C	TX	-	-	-	-	-
DOT No: 1345373		Docket No: MC517896		Name: TRUTH TRANSPORT INC		Interstate: Yes	



Date	Unit License	Unit Lic State	Violation Unit	Violation Description	Severity	OOS	Citation
06/11/2013	VP88374	CA	-	-	-	-	-
10/19/2012	VP88374	CA	-	-	-	-	-
DOT No: 1485614		Docket No: MC559663		Name: TRUJILLO MILK CARRIERS INC		Interstate: Yes	
Date	Unit License	Unit Lic State	Violation Unit	Violation Description	Severity	OOS	Citation
05/25/2012	VP59368	CA	1	393.11TU - No upper body corners retroreflective sheeting/reflex reflectors - Truck Tractor manufactured on or after 7/1/1997	3	No	
05/25/2012	VP59368	CA	1	393.78 - Windshield wipers inoperative/defective	1	No	
05/25/2012	VP59368	CA	D	395.8 - Driver record of duty status (general/form and manner)	1	No	
DOT No: 1345373		Docket No: MC517896		Name: TRUTH TRANSPORT INC		Interstate: Yes	
Date	Unit License	Unit Lic State	Violation Unit	Violation Description	Severity	OOS	Citation
05/02/2012	VP88374	CA	1	393.209D - Steering system components worn, welded, or missing	6	No	
05/02/2012	VP88374	CA	1	393.9TS - Inoperative turn signal	6	No	

Inspection Summary By Month (based on inspections from the last 4 years) ToC						
Year-Month	Number of Inspections	Number of Power Units	Total Violations	Total OOS Inspections	Total Severity Points	Number of Crashes
2024-06	2	2	1	1	8	0

Note: The most recent month's counts may not include all the inspections for that month.

VIN Inspection Violation Details ToC									
# of VINs: 2 # of Insp: 2 Severity Weight: 16 Avg. Weight/VIN: 8.0 (based on inspections in the last 4 years, showing top 50 VINs inspected most recently)									
VIN 1JJV532D7RL436081		# of Inspections: 1		Total Severity: 8		Percentage of Total: 50.00%		Avg. Weight Per Inspection: 8.0	
Inspection Date	Inspection ID	Inspection State	Location Description	Total Severity	# of Violations	Shipper Name	Inspection Level	Post Accident	Out of Service
06/09/2024	81847748	CA	GRAPEVINE IF	8	1	CERTAINTTEED	2	No	Yes
BASIC		Unit Type		Severity		Description		Out of Service	
Vehicle Maintenance		Semi Trailer		8		393.75A3:Tire -flat and/or audible air leak		Yes	
VIN 3AKJHHDR8KSKG6655		# of Inspections: 1		Total Severity: 8		Percentage of Total: 50.00%		Avg. Weight Per Inspection: 8.0	
Inspection Date	Inspection ID	Inspection State	Location Description	Total Severity	# of Violations	Shipper Name	Inspection Level	Post Accident	Out of Service
06/09/2024	81847748	CA	GRAPEVINE IF	8	1	CERTAINTTEED	2	No	Yes
BASIC		Unit Type		Severity		Description		Out of Service	
Vehicle Maintenance		Truck Tractor		8		393.75A3:Tire -flat and/or audible air leak		Yes	



Inspection History ToC						
Inspection Date	Report Number	Report State	PU VIN	TR VIN	Severity Weight	Time Weight
06/09/2024	UF5T000943	CA	3AKJHHR8KSKG6655 - Truck Tractor	1JJV532D7RL436081 - Semi Trailer		1
Power Unit Violation - OOS Vehicle Maintenance Violation: 393.75A3 - Tire -flat and/or audible air leak					8	
06/01/2024	UD54000315	CA	3AKJHHR8KSKG6655 - Truck Tractor	1JJV532D8LL173252 - Semi Trailer		1
09/22/2020	N7FJ000188	CA	1FUJGLBGXBSAV9197 - Truck Tractor	3H3V532C8VT058001 - Semi Trailer		0
Power Unit Violation - Vehicle Maintenance Violation: 393.9 - Inoperative required lamps					2	
Power Unit Violation - Vehicle Maintenance Violation: 393.81 - Horn inoperative					3	
06/11/2013	0005203081	CA	1FUYSSB9XLA82219 - Truck Tractor			0
10/19/2012	38OA002043	CA	1FUYSSB9XLA82219 - Truck Tractor			0
05/02/2012	0005191480	CA	1FUYSSB9XLA82219 - Truck Tractor			0
Power Unit Violation - Vehicle Maintenance Violation: 393.209D - Steering system components worn/welded/missing					6	
Power Unit Violation - Vehicle Maintenance Violation: 393.9TS - Inoperative turn signal					6	
Only the first 20 inspections are shown. See the live report for more data.						

Crash Hot Spots ToC					
State	Level 1 (lowest crash frequency)	Level 2	Level 3	Level 4	Level 5 (highest crash frequency)
California	0	0	1	1	0
Total	0	0	1	1	0
Company Level: 4					

Equipment and Driver Details ToC						
MCS-150 Date	Equipment (Owned/Leased/Trip)			Driver Details		
	Tractors	Straight Trucks	Trailers	CDL's	Interstate	Intrastate
03/23/2026	1/0/0	0/0/0	0/0/0	1	1	0
03/25/2025	1/0/0	0/0/0	0/0/0	1	1	0
11/25/2024	1/0/0	0/0/0	1/0/0	1	1	0
04/24/2024	1/0/0	0/0/0	1/0/0	1	1	0
11/25/2019	1/0/0	0/0/0	1/0/0	1	1	0
12/13/2018	1/0/0	0/0/0	1/0/0	1	1	0
10/01/2018	1/0/0	0/0/0	1/0/0	0	0	0
08/13/2018	1/0/0	0/0/0	1/0/0	0	0	0
07/06/2018	1/0/0	0/0/0	1/0/0	0	0	0
05/02/2017	1/0/0	0/0/0	1/0/0	0	0	0

Chameleon ToC
Something went wrong while generating Chameleon