



Table of Contents

1. Overview	2. BASIC Scores History
3. BASIC Measures	4. KPI: BASIC Measures by Cargo Group
5. Estimated ISS Score	6. Investigation Results
7. Penalties History	8. Acute Critical Violations
9. Red Flag Violation Details	10. DOT Registration Information
11. DOT MCS-150 History	12. Crash Summary
13. Inspection Summary	14. KPI: Inspection Viol OOS Rates by Cargo Group
15. FHWA Registration Information	16. FHWA Insurance Information
17. FHWA Authorities	18. Severe Violations
19. Violation Report	20. Violation Summary
21. Violation Enforcement Chronology	22. Inspection Violations & OOS Counts
23. Radius Of Operation	24. Inspection & Crash Locations
25. Cargo Hot Spots	26. Inspection Violations & OOS Chronology
27. Percent of Insp & Crash by State	28. VIN Insp Summary by State
29. Violations By Unit Type	30. Inspection/Crash Map
31. Equipment Ownership	32. Equipment Details
33. Vehicle Age	34. States of Power Unit Registrations
35. Equipment Acquisitions	36. Driver Details
37. Shared VIN Summary	38. Shipper Table
39. Safety Summary	40. Safety Details
41. Crash Detail Color Coded PDF	42. Inspections with Shared Equipment
43. Inspection Tabular Details	44. Inspection Summary By Month
45. VIN Inspection Violation Details	46. Inspection History
47. Crash Hot Spots	48. DOT MCS-150 History Equipment and Driver Details
49. Chameleon	



Business Address

2600 REYNOLDS RANCH PKWY STE
 140 PMB 178
 LODI, CA
 95240

Contact Info

(350)-221-6964
 jdgravel25@yahoo.com

FHWA Address

2600 REYNOLDS RANCH PKWY STE
 140 PMB 178
 LODI,CA,95240
Phone:(350)-221-6964

Mailing Address

2600 REYNOLDS RANCH PKWY STE
 140 PMB 178
 LODI, CA
 95240

Overview ToC

Operating Status: NOT AUTHORIZED *Please Note: NOT AUTHORIZED does not apply to Private or Intrastate operations.
 2 other companies viewed this DOT in the past two months
Crash/PU ratio: 0.0%
Clean Inspection ratio: No inspections

Estimated BASIC Scores (as of 3/27/2026)

	Unsafe Driving	Hours of Service	Driver Fitness	Controlled Sub. and Alcohol	Vehicle Maintenance	HM Compliance	Crash
Relative Scores	0% ○	0% ○	0% ○	0% ○	0% ○	0% ○	0% ○
Alert Status	No	No	No	No	No	No	No



Estimated Inspection Selection System (ISS) Score: 63
Category: Optional Inspect

* The Estimated ISS score is based on Insufficient Data Algorithm *

BASIC Scores History - Unsafe Driving ToC

There are no Scores for this BASIC

BASIC Scores History - Hours of Service ToC

There are no Scores for this BASIC

BASIC Scores History - Driver Fitness ToC

There are no Scores for this BASIC

BASIC Scores History - Controlled Substance ToC

There are no Scores for this BASIC



BASIC Scores History - Vehicle Maintenance ToC

There are no Scores for this BASIC

BASIC Scores History - Crash ToC

There are no Scores for this BASIC

BASIC Scores History - Hazmat ToC

There are no Scores for this BASIC

BASIC Measures: Violation Points per Inspection Trends ToC

No inspection violations



BASIC Measures * - Table ToC

UD-Unsafe Driving, HOS-Hours of Service, DF-Driver Fitness, CS-Controlled Substances, VM-Vehicle Maintenance															
Date	UD Measure	UD AC	UD with Viol	HOS Measure	HOS AC	HOS with Viol	DF Measure	DF AC	DF with Viol	CS Measure	CS AC	CS with Viol	VM Measure	VM AC	VM with Viol
03/2026	0.00	N	0	0.00	N	0	0.00	N	0	0.00	N	0	0.00	N	0
02/2026	0.00	N	0	0.00	N	0	0.00	N	0	0.00	N	0	0.00	N	0
01/2026	0.00	N	0	0.00	N	0	0.00	N	0	0.00	N	0	0.00	N	0
12/2025	0.00	N	0	0.00	N	0	0.00	N	0	0.00	N	0	0.00	N	0
11/2025	0.00	N	0	0.00	N	0	0.00	N	0	0.00	N	0	0.00	N	0
10/2025	0.00	N	0	0.00	N	0	0.00	N	0	0.00	N	0	0.00	N	0
09/2025	0.00	N	0	0.00	N	0	0.00	N	0	0.00	N	0	0.00	N	0
08/2025	0.00	N	0	0.00	N	0	0.00	N	0	0.00	N	0	0.00	N	0
07/2025	0.00	N	0	0.00	N	0	0.00	N	0	0.00	N	0	0.00	N	0
06/2025	0.00	N	0	0.00	N	0	0.00	N	0	0.00	N	0	0.00	N	0
05/2025	0.00	N	0	0.00	N	0	0.00	N	0	0.00	N	0	0.00	N	0
12/2022	0.00	N	0	0.00	N	0	0.00	N	0	0.00	N	0	0.00	N	0
11/2022	0.00	N	0	0.00	N	0	0.00	N	0	0.00	N	0	0.00	N	0
10/2022	0.00	N	0	0.00	N	0	0.00	N	0	0.00	N	0	0.00	N	0
09/2022	0.00	N	0	0.00	N	0	0.00	N	0	0.00	N	0	0.00	N	0
08/2022	0.00	N	0	0.00	N	0	0.00	N	0	0.00	N	0	0.00	N	0
07/2022	0.00	N	0	0.00	N	0	0.00	N	0	0.00	N	0	0.00	N	0
06/2022	0.00	N	0	0.00	N	0	0.00	N	0	0.00	N	0	0.00	N	0
05/2022	0.00	N	0	0.00	N	0	0.00	N	0	0.00	N	0	0.00	N	0
04/2022	0.00	N	0	0.00	N	0	0.00	N	0	0.00	N	0	0.00	N	0
03/2022	0.00	N	0	0.00	N	0	0.00	N	0	0.00	N	0	0.00	N	0
02/2022	0.00	N	0	0.00	N	0	0.00	N	0	0.00	N	0	0.00	N	0
01/2022	0.00	N	0	0.00	N	0	0.00	N	0	0.00	N	0	0.00	N	0
12/2021	0.00	N	0	0.00	N	0	0.00	N	0	0.00	N	0	0.00	N	0
11/2021	0.00	N	0	0.00	N	0	0.00	N	0	0.00	N	0	0.00	N	0
10/2021	0.00	N	0	0.00	N	0	0.00	N	0	0.00	N	0	0.00	N	0
09/2021	0.00	N	0	0.00	N	0	0.00	N	0	0.00	N	0	0.00	N	0
08/2021	0.00	N	0	0.00	N	0	0.00	N	0	0.00	N	0	0.00	N	0
07/2021	0.00	N	0	0.00	N	0	0.00	N	0	0.00	N	0	0.00	N	0
06/2021	0.00	N	0	0.00	N	0	0.00	N	0	0.00	N	0	0.00	N	0
05/2021	0.00	N	0	0.00	N	0	0.00	N	0	0.00	N	0	0.00	N	0
04/2021	0.00	N	0	0.00	N	0	0.00	N	0	0.00	N	0	0.00	N	0
03/2021	0.00	N	0	0.00	N	0	0.00	N	0	0.00	N	0	0.00	N	0
02/2021	0.00	N	0	0.00	N	0	0.00	N	0	0.00	N	0	0.00	N	0
01/2021	6.78	N	1	0.00	N	0	0.00	N	0	0.00	N	0	0.00	N	0
12/2020	6.78	N	1	0.00	N	0	0.00	N	0	0.00	N	0	0.00	N	0
11/2020	6.78	N	1	0.00	N	0	0.00	N	0	0.00	N	0	0.00	N	0
10/2020	6.78	N	1	0.00	N	0	0.00	N	0	0.00	N	0	0.00	N	0
09/2020	9.49	N	2	0.00	N	0	0.00	N	0	0.00	N	0	0.00	N	0
08/2020	9.49	N	2	0.00	N	0	0.00	N	0	0.00	N	0	0.00	N	0
07/2020	9.49	N	2	0.00	N	0	0.00	N	0	0.00	N	0	0.00	N	0
06/2020	14.23	N	3	0.75	N	1	0.00	N	0	0.00	N	0	0.00	N	0
05/2020	14.23	N	3	0.75	N	1	0.00	N	0	0.00	N	0	0.00	N	0
04/2020	14.23	N	3	0.75	N	1	0.00	N	0	0.00	N	0	0.00	N	0
03/2020	14.23	N	3	0.75	N	1	0.00	N	0	0.00	N	0	0.00	N	0
02/2020	14.23	N	3	0.75	N	1	0.00	N	0	0.00	N	0	0.00	N	0
01/2020	21.01	N	3	0.60	N	1	0.00	N	0	0.00	N	0	0.00	N	0

* BASIC Measures are the absolute SMS scores that are compared within each Safety Event Group to determine the BASIC Score percentiles.



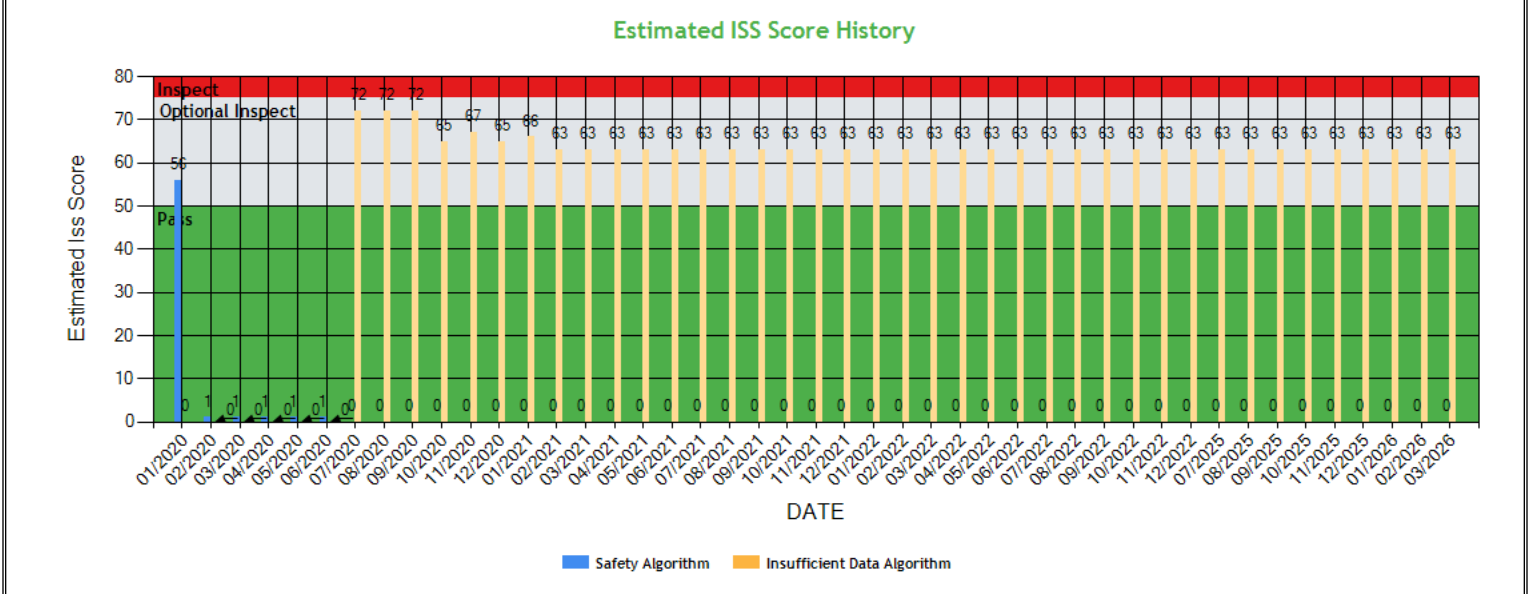
KPI: BASIC Measures by Fleet Size and Cargo Group ToC

Fleet Size: 1-5 PUs

Cargo Group (Companies)	Unsafe Driving		Hours of Service		Driver Fitness		Controlled Substance		Vehicle Maintenance		HM Compliance		Crash	
	Avg.	Comp. to Avg.	Avg.	Comp. to Avg.	Avg.	Comp. to Avg.	Avg.	Comp. to Avg.	Avg.	Comp. to Avg.	Avg.	Comp. to Avg.	Avg.	Comp. to Avg.
General Freight (483011)	0.75	Better	0.20	Better	0.22	Better	0.01	Better	1.89	Better	0.01	Better	0.06	Better
JD GRAVEL INC	0.00		0.00		0.00		0.00		0.00		0.00		0.00	

Estimated ISS Score History - Chart ToC

[About the Inspection Selection System](#)





Estimated ISS Score History - Table ToC

Date	Estimated ISS Score	Recommendation	Algorithm
03/27/2026	63	Optional Inspect	Insufficient Data Algorithm
02/27/2026	63	Optional Inspect	Insufficient Data Algorithm
01/30/2026	63	Optional Inspect	Insufficient Data Algorithm
12/26/2025	63	Optional Inspect	Insufficient Data Algorithm
11/28/2025	63	Optional Inspect	Insufficient Data Algorithm
10/31/2025	63	Optional Inspect	Insufficient Data Algorithm
09/26/2025	63	Optional Inspect	Insufficient Data Algorithm
08/29/2025	63	Optional Inspect	Insufficient Data Algorithm
07/25/2025	63	Optional Inspect	Insufficient Data Algorithm
06/30/2025	63	Optional Inspect	Insufficient Data Algorithm
05/31/2025	63	Optional Inspect	Insufficient Data Algorithm
12/30/2022	63	Optional Inspect	Insufficient Data Algorithm
11/25/2022	63	Optional Inspect	Insufficient Data Algorithm
10/28/2022	63	Optional Inspect	Insufficient Data Algorithm
09/30/2022	63	Optional Inspect	Insufficient Data Algorithm
08/26/2022	63	Optional Inspect	Insufficient Data Algorithm
07/29/2022	63	Optional Inspect	Insufficient Data Algorithm
06/24/2022	63	Optional Inspect	Insufficient Data Algorithm
05/27/2022	63	Optional Inspect	Insufficient Data Algorithm
04/29/2022	63	Optional Inspect	Insufficient Data Algorithm
03/25/2022	63	Optional Inspect	Insufficient Data Algorithm
02/25/2022	63	Optional Inspect	Insufficient Data Algorithm
01/28/2022	63	Optional Inspect	Insufficient Data Algorithm
12/31/2021	63	Optional Inspect	Insufficient Data Algorithm
11/26/2021	63	Optional Inspect	Insufficient Data Algorithm
10/29/2021	63	Optional Inspect	Insufficient Data Algorithm
09/24/2021	63	Optional Inspect	Insufficient Data Algorithm
08/27/2021	63	Optional Inspect	Insufficient Data Algorithm
07/30/2021	63	Optional Inspect	Insufficient Data Algorithm
06/25/2021	63	Optional Inspect	Insufficient Data Algorithm
05/28/2021	63	Optional Inspect	Insufficient Data Algorithm
04/30/2021	63	Optional Inspect	Insufficient Data Algorithm
03/26/2021	63	Optional Inspect	Insufficient Data Algorithm
02/26/2021	63	Optional Inspect	Insufficient Data Algorithm
01/29/2021	66	Optional Inspect	Insufficient Data Algorithm
12/18/2020	65	Optional Inspect	Insufficient Data Algorithm
11/27/2020	67	Optional Inspect	Insufficient Data Algorithm
10/30/2020	65	Optional Inspect	Insufficient Data Algorithm
09/25/2020	72	Optional Inspect	Insufficient Data Algorithm
08/28/2020	72	Optional Inspect	Insufficient Data Algorithm
07/31/2020	72	Optional Inspect	Insufficient Data Algorithm
06/26/2020	1	Pass	Safety Algorithm
05/29/2020	1	Pass	Safety Algorithm
04/24/2020	1	Pass	Safety Algorithm
03/27/2020	1	Pass	Safety Algorithm
02/28/2020	1	Pass	Safety Algorithm
01/31/2020	56	Optional Inspect	Safety Algorithm

Investigation Results ToC

No Investigations reported on FMCSA website

Penalties History ToC

There is a problem with the Penalties data on FMCSA website.



Acute Critical Violations (Based on Investigations as per CSA Methodology Appendix A) ToC

No Data

No red flag violations in the last 24 months

DOT Registration Information: The following information on this specific DOT # is from the Federal DOT (as of Operating Authority)						
DOT Registration: 02/29/2008		Total Power Units: 1		Total Trucks: 1	Total Trailers: 0	Total Passenger Vehicles: 0
Status	Entity Type	Organization Type	Nation	Total Cars	Drivers / CDL Drivers	
A	C	-	US	0	1* / 1	
MCS-150 Date	Op Codes	Shipper Op Codes	Shipper HazMat Op Codes	Latest Review Type	Latest Review Document Number(Date)	
05/14/2025	A				()	
MCS-150 Mileage (Year)	Record Update Date	Transports Hazmats	DOT Census Date	Recordable Accident Rate	Preventable Accident Rate	
1 (2024)	05/14/2025	N	12/09/2022	0%	0%	
MCS-151 Mileage	Safety Rating (Date)	SEA Accident	SEA Driver	SEA Vehicle	SEA Management	
0	None (None)	0%	0%	0%	0%	
Classification Codes			Cargo Carried (per MCS-150)			
Authorized-For-Hire			General Freight			

DOT MCS-150 History ToC			(as of 05/19/2025 DOT census)							
Census Date	MCS-150 Date	MCS-150 Mileage	VMT Year	Power Units	Drivers	Trailers	Company Rep1	Company Rep2	Email	
5/19/2025	5/14/2025	1	2024	1	1	-	GUPREET SINGH DHALIWAL		jdgravel25@yahoo.com	
6/9/2022	6/7/2022	76451	2019	1	1	1	PALWINDER SINGH		RAWATTRANSPORTINC2018@GMAIL.COM	
9/9/2020	8/26/2020	76451	2019	1	1	1	PALWINDER SINGH		RAWATTRANSPORTINC2018@GMAIL.COM	
8/9/2019	8/7/2019	74165	2018	1	1	1	PALWINDER SINGH		KAMALJITK43@GMAIL.COM	
8/9/2018	6/27/2018	65000	2017	1	1	1	PALWINDER SINGH		KAMALJITK43@GMAIL.COM	
7/9/2015	5/6/2015	135000	2012	1	1	0	PALWINDER SINGH		KAMALJITK43@GMAIL.COM	
10/11/2012	7/3/2012	135000	2012	1	1	1	PALWINDER SINGH		KAMALJITK43@GMAIL.COM	
7/12/2011	5/12/2011	135000	2010	1	1	1	palwinder singh		KAMALJIT0087@SBCGLOBAL.NET	
7/30/2010	7/1/2010	0		1	1	1	PALWINDER SINGH		kamaljit0087@sbcglobal.net	

Crash Summary Chart ToC Crashes Summary - Chart (based on all available crash data)

No Data

Crashes Summary - Table (based on all available crash data) ToC											
	TOTAL	Last 6 months	7-12 months	13-18 months	19-24 months	25-30 months	30-36 months	37-41 months	42-48 months	Over 49 months	
Total Reportable	0	0	0	0	0	0	0	0	0	0	0
Fatalities	0	0	0	0	0	0	0	0	0	0	0
Injuries	0	0	0	0	0	0	0	0	0	0	0
Tow Away	0	0	0	0	0	0	0	0	0	0	0
With Citations	0	0	0	0	0	0	0	0	0	0	0
Federal Recordable	0	0	0	0	0	0	0	0	0	0	0
Preventable	0	0	0	0	0	0	0	0	0	0	0
Crash per Pwr Unit	-	0.0%	0.0%	0.0%	0.0%	0.0%	0.0%	0.0%	0.0%	0.0%	-



Inspection Summary ToC

The following inspection information is based on results for 24 months prior to: 04/27/2026. Please note that the total inspections number is not necessarily the total of the vehicle, driver and hazmat inspections, as one inspection may have included any combination of the below inspections.

Overall	Vehicle	Driver	Hazmat
<p><i>(Please note that the total inspections number is not necessarily the total of the vehicle, driver and hazmat inspections, as one inspection may have included any combination of the below inspections)</i></p> <p>Total Inspections: 0 Total Out of Service: 0</p> <p>Out of Service: 0% National Average: 21.36% Difference: -21.36%</p>	<p>Total Inspections: 0 Total Out of Service: 0</p> <p>Out of Service: 0.00% National Average: 25.3% Difference: -25.3%</p>	<p>Total Inspections: 0 Total Out of Service: 0</p> <p>Out of Service: 0.00% National Average: 7% Difference: -7%</p>	<p>Total Inspections: 0 Total Out of Service: 0</p> <p>Out of Service: 0.00% National Average: 2.17% Difference: -2.17%</p>

KPI: Inspection Viol OOS Rates by Cargo Group ToC

Cargo Group	OVERALL		VEHICLE		DRIVER		HAZMAT	
	Average	Compared to Average	Average	Compared to Average	Average	Compared to Average	Average	Compared to Average
JD GRAVEL INC	0%		0%		0%		0%	
No data								

FHWA Registration Information: The following data on this Motor Carrier is from the Federal Hwy Administration (as of 2/13/2026)

Docket Number	DOT Number	Company Name	DBA Name	Address	City	State	Country	ZIP Code
MC638351	1743200	JD GRAVEL INC		2600 REYNOLDS RANCH PKWY STE 140 PMB 178	LODI	CA	US	95240
Phone Number	Fax Number	Mail Address	Mail City	Mail State	Mail Contry	Mail ZIP Code	Mail Phone Number	Mail Fax Number
(350)-221-6964								
Date of Last Change	Freight	Passenger	Household Goods	Active Authority	Pending Authority	Revocation Pending Authority		
2/13/2026	Y	N	N	/	/	/		

Insurance Required (as of 04/28/2026) ToC

Docket Number	Insurance Type	Insurance Required	Insurance on File
MC638351	BIPD	\$750k	\$0k
MC638351	Cargo	No	No
MC638351	Bond	No	No

Active / Pending Insurance (as of 04/28/2026)

No Data



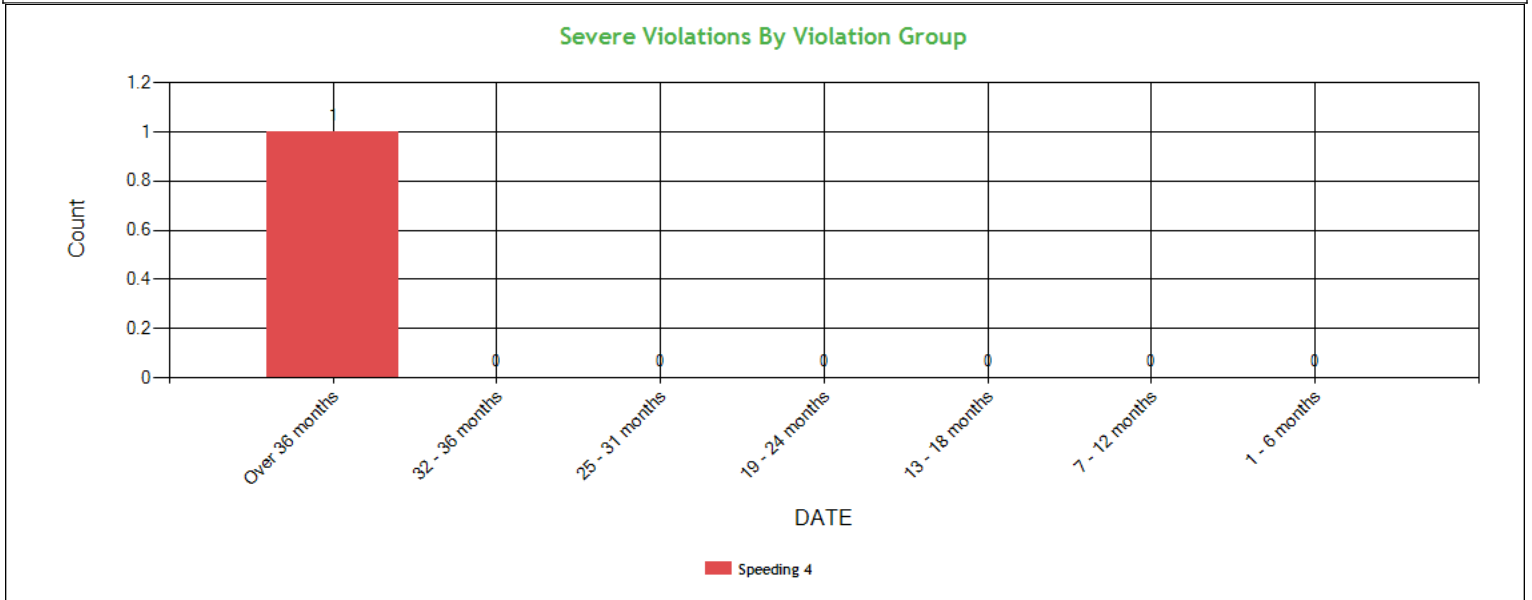
Insurance History (as of 04/28/2026)									
Docket Number	Form	Type	Insurance Carrier	Policy/Surety	Coverage From	Coverage To	Effective Date From	Effective Date To	
MC638351	91X	BIPD/Primary	PROGRESSIVE COUNTY MUTUAL	CA 7809346	\$0k	\$1000k	07/21/2019	02/19/2020	Cancelled
MC638351	91X	BIPD/Primary	PROGRESSIVE COUNTY MUTUAL	CA 7809346	\$0k	\$1000k	07/21/2019	07/21/2019	Replaced
MC638351	91X	BIPD/Primary	PROGRESSIVE COUNTY MUTUAL	CA 7809346	\$0k	\$750k	07/21/2019	07/21/2019	Replaced
MC638351	91X	BIPD/Primary	PROGRESSIVE COUNTY MUTUAL	CA 7809346	\$0k	\$1000k	07/06/2018	08/13/2019	Cancelled
MC638351	91X	BIPD/Primary	PROGRESSIVE COUNTY MUTUAL	CA 7809346	\$0k	\$1000k	07/06/2018	07/21/2019	Replaced
MC638351	91X	BIPD/Primary	PROGRESSIVE COUNTY MUTUAL	CA 7809346	\$0k	\$750k	06/27/2018	07/06/2018	Replaced
MC638351	91X	BIPD/Primary	SCOTTSDALE INDEMNITY COMPANY	LTI0001261	\$0k	\$750k	06/08/2012	07/15/2013	Cancelled
MC638351	91X	BIPD/Primary	HOME STATE COUNTY MUTUAL INS. CO.	WSLT1120081	\$0k	\$1000k	06/08/2011	06/08/2012	Cancelled
MC638351	91X	BIPD/Primary	HOME STATE COUNTY MUTUAL INS. CO.	MPLH1030028	\$0k	\$1000k	06/08/2010	06/08/2011	Cancelled
MC638351	91X	BIPD/Primary	HOME STATE COUNTY MUTUAL INS. CO.	MPLH0920057	\$0k	\$1000k	06/08/2009	06/08/2010	Cancelled
MC638351	34	CARGO	HOME STATE COUNTY MUTUAL INS. CO.	MPLH1030028	\$0k	\$0k	06/08/2010	06/08/2011	Cancelled
MC638351	34	CARGO	HOME STATE COUNTY MUTUAL INS. CO.	MPLH0920057	\$0k	\$0k	06/08/2009	06/08/2010	Cancelled

FHWA Authorities (as of 04/28/2026) ToC								
Docket#	L&I Name	Active Authority	Inactive Authority	Pending Authority	Revocation Pending Authority	Freight	Passenger	Household Goods
MC638351	JD GRAVEL INC		Common /			Yes	No	No

Authority History (as of 04/28/2026)				
Docket Number	Sub	Auth Type	Original Action	Disposition
MC638351		COMMON	INVOLUNTARY REVOCATION 7/17/2019 12:00:00 AM	DISCONTINUED REVOCATION 7/22/2019 12:00:00 AM
MC638351		COMMON	REINSTATED 6/29/2018 12:00:00 AM	REVOKED 2/25/2020 12:00:00 AM
MC638351		COMMON	INVOLUNTARY REVOCATION 5/14/2012 12:00:00 AM	DISCONTINUED REVOCATION 6/5/2012 12:00:00 AM
MC638351		COMMON	INVOLUNTARY REVOCATION 5/12/2011 12:00:00 AM	DISCONTINUED REVOCATION 5/27/2011 12:00:00 AM
MC638351		COMMON	INVOLUNTARY REVOCATION 5/12/2010 12:00:00 AM	DISCONTINUED REVOCATION 6/3/2010 12:00:00 AM
MC638351		COMMON	GRANTED 6/26/2009 12:00:00 AM	REVOKED 5/29/2013 12:00:00 AM
MC638351		COMMON	DISMISSED 4/9/2008 12:00:00 AM	



Severe Violations (i.e. those with >= 8 points) - Chart : 1 Violations 1 occurrences ToC



Severe Violations (i.e. those with >= 8 points) - Table : 1 Violations 1 occurrences ToC

Code	Description	Category	BASIC Weight	Total count	Last 6 months	7-12 months	13-18 months	19-24 months	25-31 months	32-36 months	Over 36 months
392.2SLLS4	State/Local Laws - Speeding 15 or more miles per hour over the speed limit	Speeding 4	10	1	0	0	0	0	0	0	1

Violation Report ToC

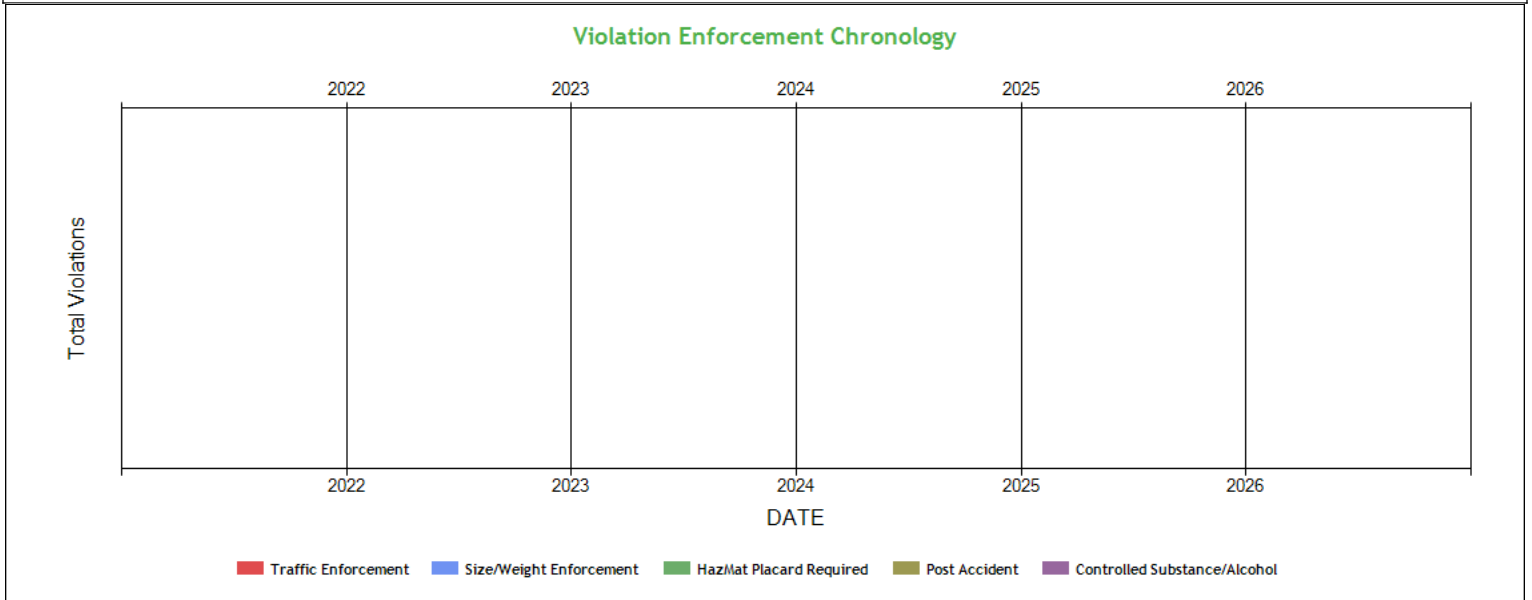
Inspection Date	Inspection State	BASIC	Violation Description	OOS	VIN	Severity Points
01/31/2019	UT	Unsafe Driving	392.2SLLS4 - State/Local Laws - Speeding 15 or more miles per hour over the speed limit	No	1FUJGLDR1BSAS0402 (PU)	10
10/11/2018	IN	Unsafe Driving	392.2SLLS2 - State/Local Laws - Speeding 6-10 miles per hour over the speed limit	No	1FUJGLDR1BSAS0402 (PU)	4
07/20/2018	KS	Hours-Of-Service	395.24C11 - Driver failed to make annotations when applicable	No	1FUJGLDR1BSAS0402 (PU)	1
07/20/2018	KS	Hours-Of-Service	395.8 - Driver record of duty status (general/form and manner)	No	1FUJGLDR1BSAS0402 (PU)	1
07/20/2018	KS	Hours-Of-Service	395.22H4 - Driver failed to maintain supply of blank driver's records of duty status graph-grids	No	1FUJGLDR1BSAS0402 (PU)	1
07/17/2018	NM	Unsafe Driving	392.2SLLS3 - State/Local Laws - Speeding 11-14 miles per hour over the speed limit	No	1FUJGLDR1BSAS0402 (PU)	7

No filters were applied when generating this report, see the live report for more options.

No data for Violation Summary



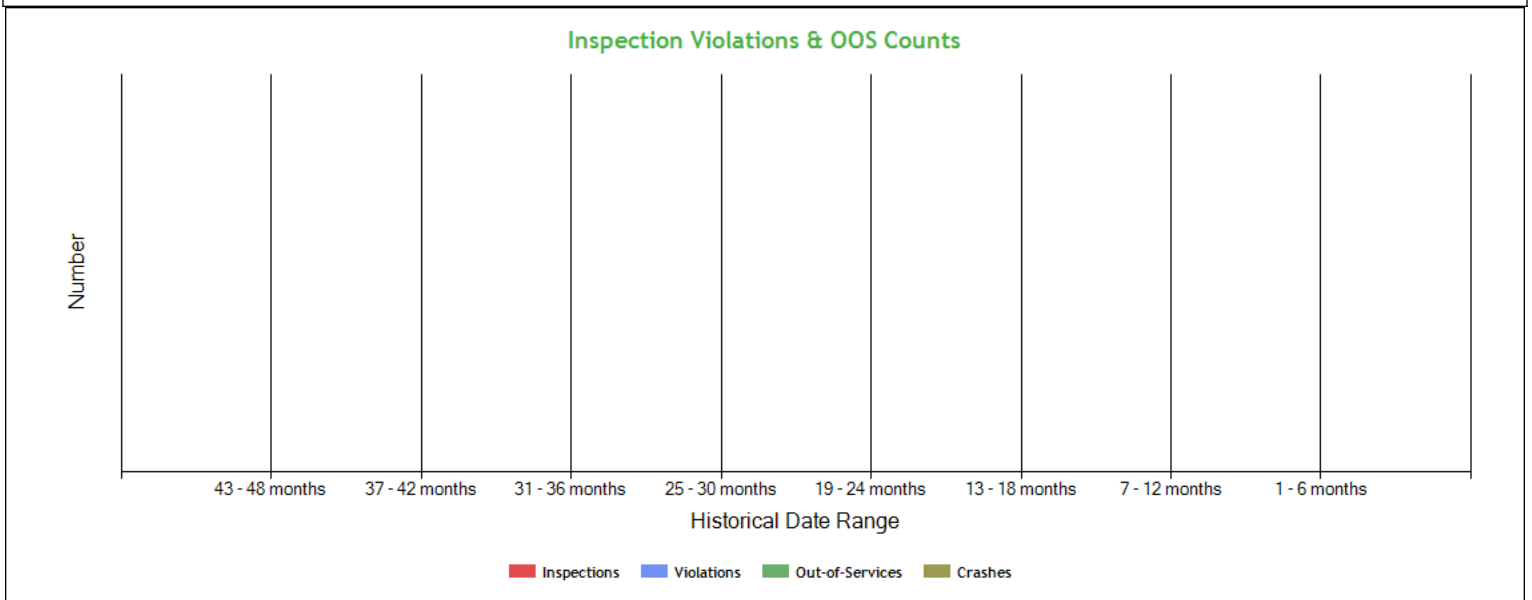
Violation Enforcement Chronology - Chart ToC



Violation Enforcement Chronology - Table ToC

	2022	2023	2024	2025	2026
Traffic Enforcement	0	0	0	0	0
Size/Weight Enforcement	0	0	0	0	0
HazMat Placard Required	0	0	0	0	0
Post Accident	0	0	0	0	0
Controlled Substance/Alcohol	0	0	0	0	0

Inspection Violations & OOS Counts - Chart ToC





Inspection Violations & OOS Counts - Table [ToC](#)

Date Range	Inspections	Violations	Out-of-Services	Crashes
TOTAL	0	0	0	0
1 - 6 months	0	0	0	0
7 - 12 months	0	0	0	0
13 - 18 months	0	0	0	0
19 - 24 months	0	0	0	0
25 - 30 months	0	0	0	0
31 - 36 months	0	0	0	0
37 - 42 months	0	0	0	0
43 - 48 months	0	0	0	0

Radius of Operation (based on Inspections and Crashes during the past 3 years) [ToC](#)

No Data

Inspection & Crash Locations - Chart [ToC](#)

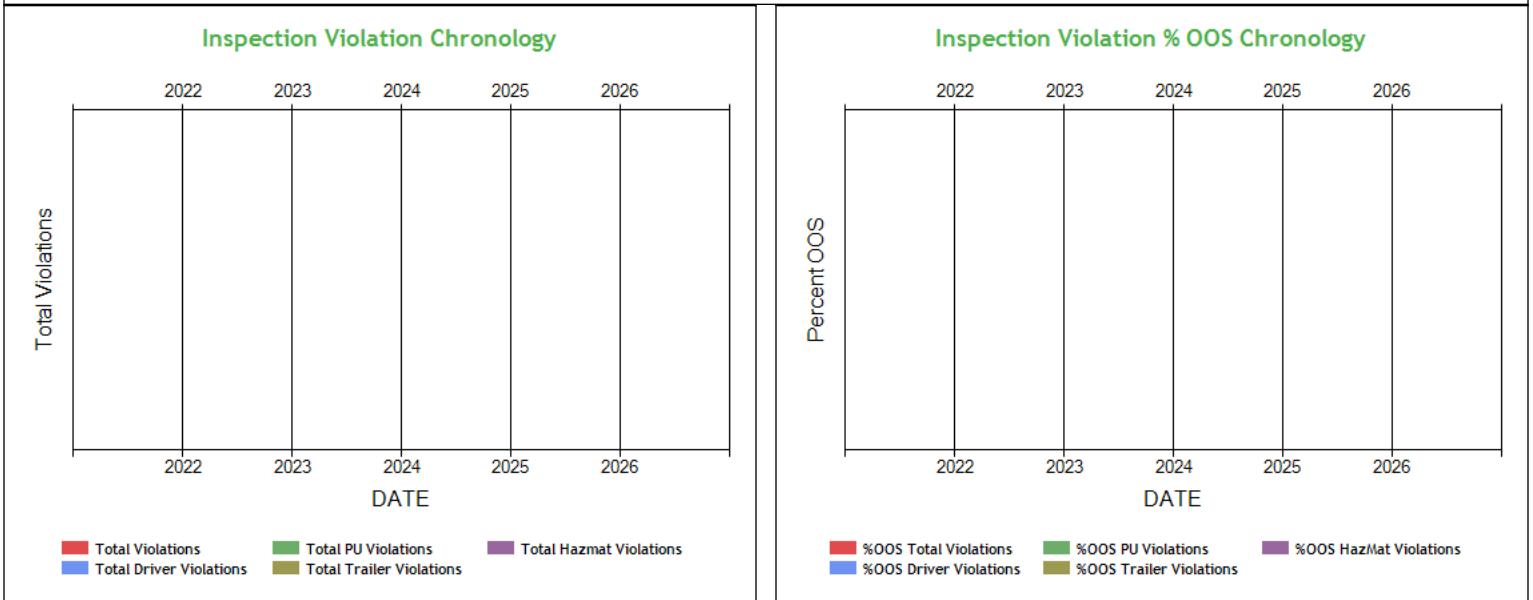
No Data

Inspection & Crash Locations - Table [ToC](#)

No Data

No hot spot data in the last 12 months

Inspection Violation % OOS Chronology - Chart [ToC](#)





Inspection Violation % OOS Chronology - Table ToC					
	2022	2023	2024	2025	2026
Total Violations	0	0	0	0	0
Total Out Of Services	0	0	0	0	0
%OOS Total Violations	0	0	0	0	0
Total Driver Violations	0	0	0	0	0
Total Driver Out Of Services	0	0	0	0	0
%OOS Driver Violations	0	0	0	0	0
Total PU Violations	0	0	0	0	0
Total PU Out Of Services	0	0	0	0	0
%OOS PU Violations	0	0	0	0	0
Total Trailer Violations	0	0	0	0	0
Total Trailer Out Of Services	0	0	0	0	0
%OOS Trailer Violations	0	0	0	0	0
Total Hazmat Violations	0	0	0	0	0
Total Hazmat Out Of Services	0	0	0	0	0
%OOS HazMat Violations	0	0	0	0	0

Percent of Insp & Crash by State - Chart [ToC](#)

No Data

Percent of Insp & Crash by State - Table (based on Inspection data from the last 4 years) [ToC](#)

State	Inspections		Violations		Out-of-Services		Crashes	
	Total	Percent	Total	Percent	Total	Percent	Total	Percent
	0	100	0	100	0	100	0	100

VIN Insp Summary by State (based on inspection from the last 2 years) [ToC](#)

No data

Violations By Unit Type [ToC](#)

of Violations: 0 Total Severity: 0



INSPECTION/CRASH MAP ToC

No data

Equipment Ownership ToC Equipment Ownership (based on MCS-150 dated 5/14/2025)					
	Trucks	Tractors	Trailers	Motor Coaches	Vans
Owned	0	1	0	0	0
Term Leased	0	0	0	0	0
Trip Leased	0	0	0	0	0
Total No.	0	1	0	0	0

No Equipment Details data

No Vehicle Age data

States of Power Unit Registrations (based on Inspection results for the last 4 years) ToC

No Data

Equipment Acquisitions ToC
Something went wrong while generating Equipment Acquisitions

Driver Details ToC Driver Details (based on MCS-150 dated 5/14/2025)			
	Within 100 mi	Beyond 100 mi	TOTAL
# Drivers Interstate	1	0	1
# Drivers Intrastate	0	0	0
TOTAL	1	0	/

Avg. # Trip Lease Drivers/Mo: 0 # Drivers Grand Total: 1 # Drivers Commercially Licensed: 1

Shared VIN Summary ToC

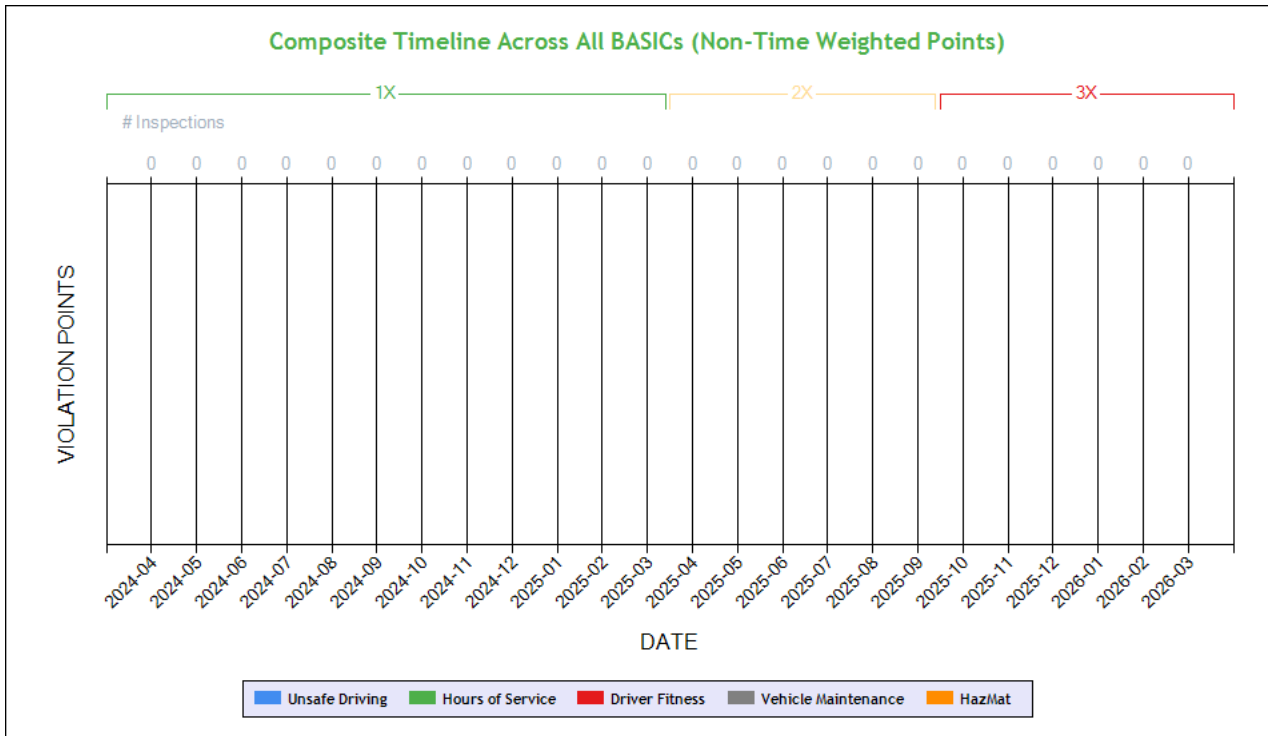
No Data

SHIPPERS DETAIL ToC based on Inspection results for the last 4 years

No Data



Carrier Underwriting Report Safety Summary ToC



Time-Weighted Violation Points - no data available to draw a chart

Time-Weighted Violation Points by Vehicle - no data available to draw a chart

See the Excel file for the complete analysis

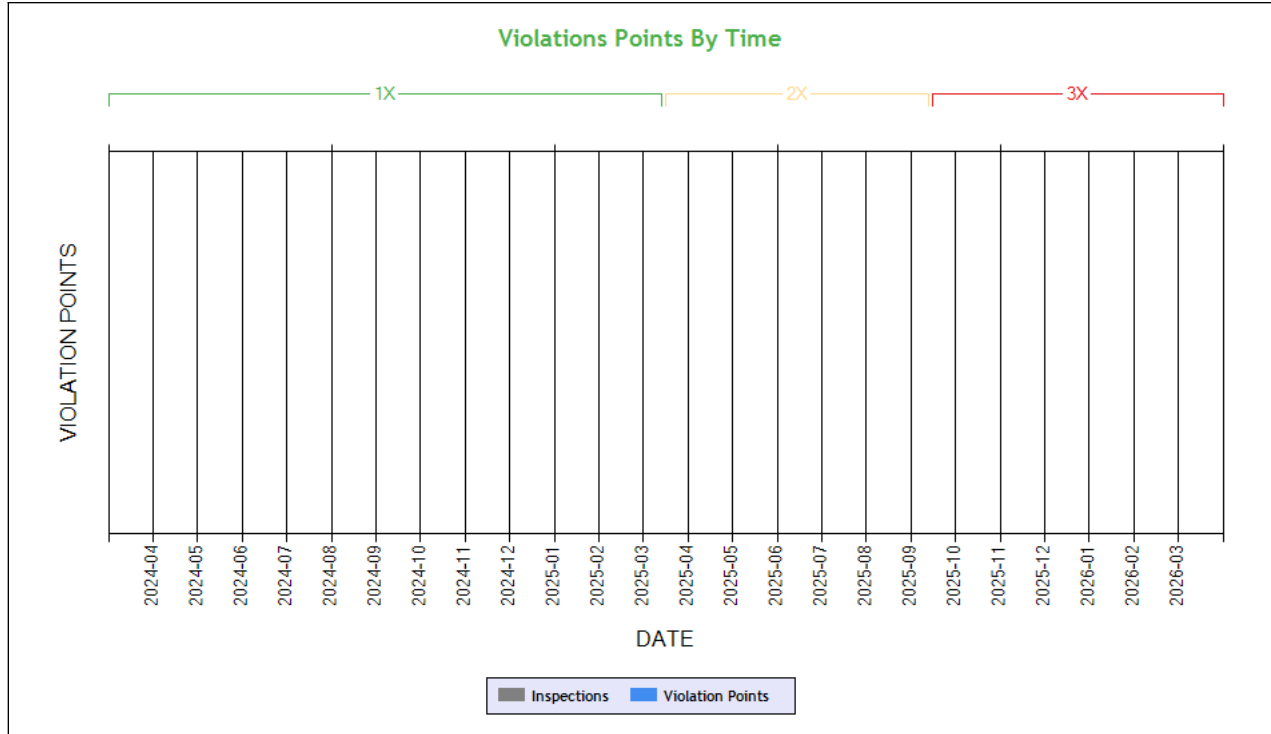
Violations is in (1-6/7-12/13-24mo)

Shaded = Out Of Service Violation		
Violation Group		
Violation Description	Total Time-weighted Points by VIN	% of Total Time-weighted Points by VIN
Driver Resp		
Total Time-weighted Points		
% Total Time-Wt Pts		



SAFETY ANALYSIS ToC

Unsafe Driving



Time-Weighted Violation Points - no data available to draw a chart

Time-Weighted Severity Points by Vehicle - no data available to draw a chart

See the Excel file for the complete analysis

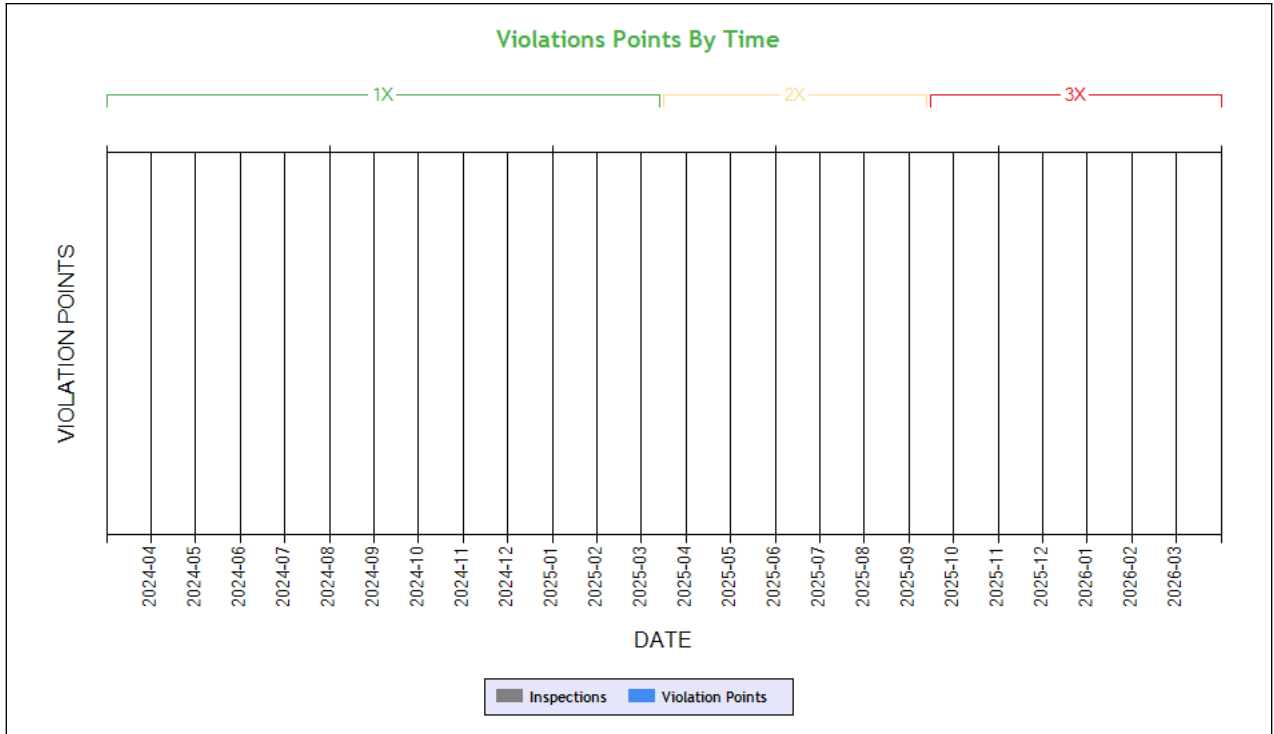
Violations is in (1-6/7-12/13-24mo)

Shaded = Out Of Service Violation		
Violation Group		
Violation Description	Total Time-weighted Points by VIN	% of Total Time-weighted Points by VIN
Driver Resp		
Total Time-weighted Points		
% Total Time-Wt Pts		

HOS Compliance

Time-Weighted Violation Points - no data available to draw a chart

Time-Weighted Severity Points by Vehicle - no data available to draw a chart



Carrier Software
 1-800-646-5152
 info@CarrierSoftware.com

CONFIDENTIAL - Intended for use by Amerigo Insurance Agency - Date: 4/28/2026

JD GRAVEL INC - DOT# 1743200 / MC638351

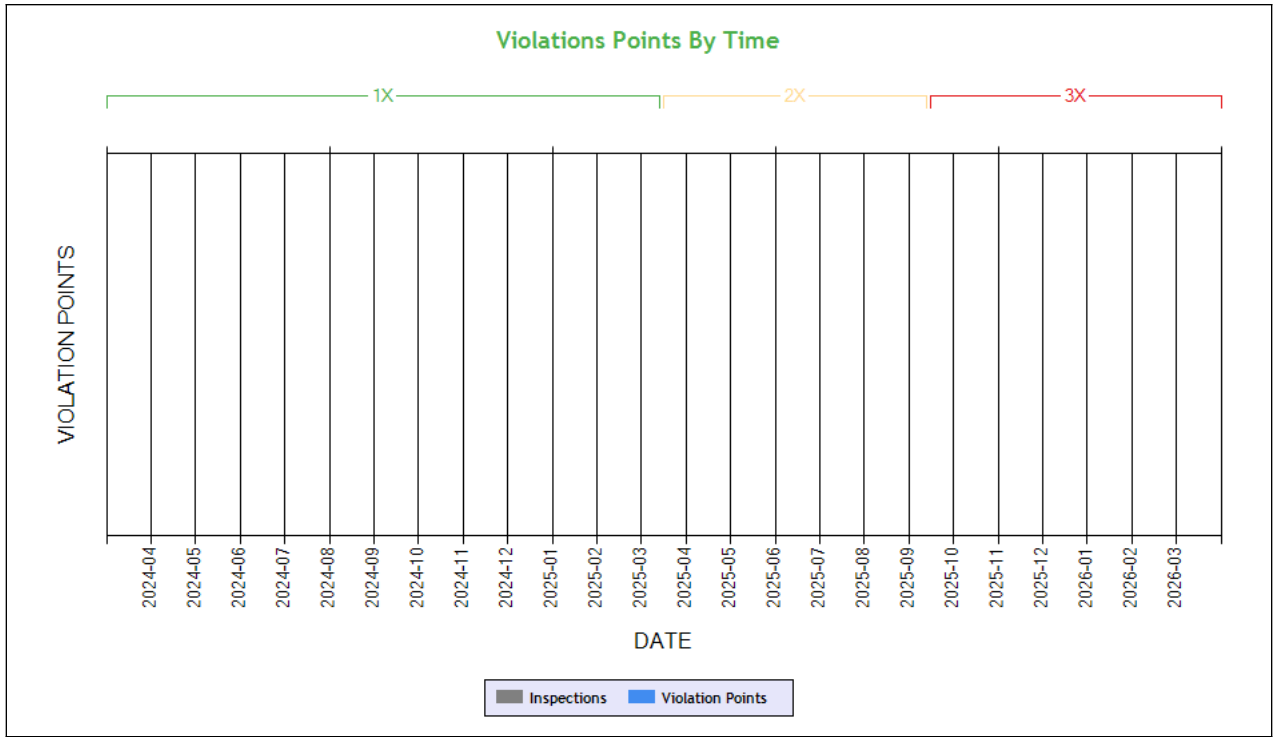
See the Excel file for the complete analysis

Violations is in (1-6/7-12/13-24mo)

Shaded = Out Of Service Violation		
Violation Group		
Violation Description	Total Time-weighted Points by VIN	% of Total Time-weighted Points by VIN
Driver Resp		
Total Time-weighted Points		
% Total Time-Wt Pts		



Driver Fitness



Time-Weighted Violation Points - no data available to draw a chart

Time-Weighted Severity Points by Vehicle - no data available to draw a chart

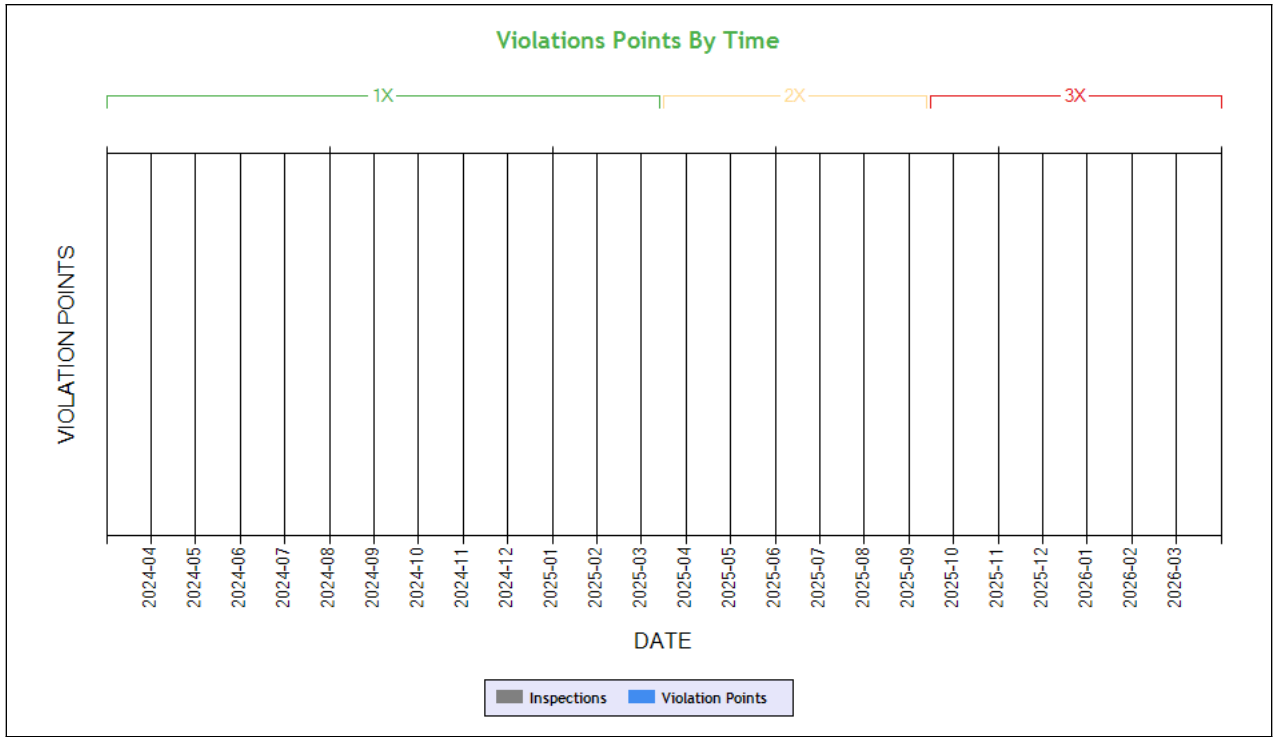
See the Excel file for the complete analysis

Violations is in (1-6/7-12/13-24mo)

Shaded = Out Of Service Violation		
Violation Group		
Violation Description	Total Time-weighted Points by VIN	% of Total Time-weighted Points by VIN
Driver Resp		
Total Time-weighted Points		
% Total Time-Wt Pts		



Vehicle Maintenance



Time-Weighted Violation Points - no data available to draw a chart

Time-Weighted Severity Points by Vehicle - no data available to draw a chart

See the Excel file for the complete analysis

Violations is in (1-6/7-12/13-24mo)

Shaded = Out Of Service Violation		
Violation Group		
Violation Description	Total Time-weighted Points by VIN	% of Total Time-weighted Points by VIN
Driver Resp		
Total Time-weighted Points		
% Total Time-Wt Pts		

COLOR CODED CRASH TABLE ToC

No crashes have been reported by the DOT on this Motor Carrier

INSPECTIONS WITH SHARED EQUIPMENT:

No Data



LEGEND
Vehicle Information
Inspection for DOT # being analyzed
Inspection for Different DOT #
Crash Information for specific VIN

INSPECTION DETAILS for ALL Inspections

PDF shows the first 100 Power Unit & Trailer VINs with most recent inspections using data from the last 4 years

POWER UNIT Inspections Section

VIN: 1FUJGLDR1BSAS0402		Unit: Truck Tractor		Year: 2011	Make: FREIGHTLINER		
DOT No: 3268089		Docket No: MC1031230		Name: ENDEAVOR CRUDE LLC		Interstate: Yes	
Date	Unit License	Unit Lic State	Violation Unit	Violation Description	Severity	OOS	Citation
07/03/2024	R721616	TX	-	-	-	-	-
DOT No: 3656733		Docket No: MC1262619		Name: MKC LOGISTICS LLC		Interstate: Yes	
Date	Unit License	Unit Lic State	Violation Unit	Violation Description	Severity	OOS	Citation
05/25/2023	IRL8373	NM	-	-	-	-	-
DOT No: 3132328		Docket No: MC93820		Name: TUT ENTERPRISE LLC		Interstate: Yes	
Date	Unit License	Unit Lic State	Violation Unit	Violation Description	Severity	OOS	Citation
12/07/2022	IRL8373	NM	1	390.21TB - Carrier name and/or USDOT Number not displayed as required	5	No	
06/14/2022	IRL8373	NM	-	-	-	-	-
08/12/2020	TEMP	NM	-	-	-	-	-
08/03/2020	TEMP	NM	-	-	-	-	-
DOT No: 2883719		Docket No: MC968040		Name: REY LOGISTICS INC		Interstate: Yes	
Date	Unit License	Unit Lic State	Violation Unit	Violation Description	Severity	OOS	Citation
12/06/2019	PWM1568	OH	1	392.2IN - State Insurance Violation	0	No	
DOT No: 1743200		Docket No: MC638351		Name: JD GRAVEL INC		Interstate: Yes	
Date	Unit License	Unit Lic State	Violation Unit	Violation Description	Severity	OOS	Citation
01/31/2019	R262796	TX	D	392.2SLLS4 - State/Local Laws - Speeding 15 or more miles per hour over the speed limit	10	No	
10/11/2018	R262796	TX	D	392.2SLLS2 - State/Local Laws - Speeding 6-10 miles per hour over the speed limit	4	No	
07/20/2018	R262796	TX	D	395.24C11 - Driver failed to make annotations when applicable	1	No	
07/20/2018	R262796	TX	D	395.8 - Driver record of duty status (general/form and manner)	1	No	
07/20/2018	R262796	TX	D	395.22H4 - Driver failed to maintain supply of blank driver's records of duty status graph-grids	1	No	
07/17/2018	R262796	TX	D	392.2SLLS3 - State/Local Laws - Speeding 11-14 miles per hour over the speed limit	7	No	8443323
DOT No: 2031148		Docket No: MC713377		Name: MS TRUCK LINE INC		Interstate: Yes	
Date	Unit License	Unit Lic State	Violation Unit	Violation Description	Severity	OOS	Citation
01/23/2018	R262796	TX	D	395.22A - Operating with a device that is not registered with FMCSA	5	No	
DOT No: 1454112		Docket No: MC549479		Name: HUB GROUP TRUCKING INC		Interstate: Yes	
Date	Unit License	Unit Lic State	Violation Unit	Violation Description	Severity	OOS	Citation
11/24/2017	R262796	TX	-	-	-	-	-
10/21/2016	R262796	TX	-	-	-	-	-
05/30/2016	R262796	TX	-	-	-	-	-



TRAILER Inspections Section

VIN: 1FUJGLDR1BSAS0402		Unit: Truck Tractor		Year: 2011	Make: FREIGHTLINER		
DOT No: 3268089		Docket No: MC1031230		Name: ENDEAVOR CRUDE LLC		Interstate: Yes	
Date	Unit License	Unit Lic State	Violation Unit	Violation Description	Severity	OOS	Citation
07/03/2024	R721616	TX	-	-	-	-	-
DOT No: 3656733		Docket No: MC1262619		Name: MKC LOGISTICS LLC		Interstate: Yes	
Date	Unit License	Unit Lic State	Violation Unit	Violation Description	Severity	OOS	Citation
05/25/2023	IRL8373	NM	-	-	-	-	-
DOT No: 3132328		Docket No: MC93820		Name: TUT ENTERPRISE LLC		Interstate: Yes	
Date	Unit License	Unit Lic State	Violation Unit	Violation Description	Severity	OOS	Citation
12/07/2022	IRL8373	NM	1	390.21TB - Carrier name and/or USDOT Number not displayed as required	5	No	
06/14/2022	IRL8373	NM	-	-	-	-	-
08/12/2020	TEMP	NM	-	-	-	-	-
08/03/2020	TEMP	NM	-	-	-	-	-
DOT No: 2883719		Docket No: MC968040		Name: REY LOGISTICS INC		Interstate: Yes	
Date	Unit License	Unit Lic State	Violation Unit	Violation Description	Severity	OOS	Citation
12/06/2019	PWM1568	OH	1	392.2IN - State Insurance Violation	0	No	
DOT No: 1743200		Docket No: MC638351		Name: JD GRAVEL INC		Interstate: Yes	
Date	Unit License	Unit Lic State	Violation Unit	Violation Description	Severity	OOS	Citation
01/31/2019	R262796	TX	D	392.2SLLS4 - State/Local Laws - Speeding 15 or more miles per hour over the speed limit	10	No	
10/11/2018	R262796	TX	D	392.2SLLS2 - State/Local Laws - Speeding 6-10 miles per hour over the speed limit	4	No	
07/20/2018	R262796	TX	D	395.24C1I - Driver failed to make annotations when applicable	1	No	
07/20/2018	R262796	TX	D	395.8 - Driver record of duty status (general/form and manner)	1	No	
07/20/2018	R262796	TX	D	395.22H4 - Driver failed to maintain supply of blank driver's records of duty status graph-grids	1	No	
07/17/2018	R262796	TX	D	392.2SLLS3 - State/Local Laws - Speeding 11-14 miles per hour over the speed limit	7	No	8443323
DOT No: 2031148		Docket No: MC713377		Name: MS TRUCK LINE INC		Interstate: Yes	
Date	Unit License	Unit Lic State	Violation Unit	Violation Description	Severity	OOS	Citation
01/23/2018	R262796	TX	D	395.22A - Operating with a device that is not registered with FMCSA	5	No	
DOT No: 1454112		Docket No: MC549479		Name: HUB GROUP TRUCKING INC		Interstate: Yes	
Date	Unit License	Unit Lic State	Violation Unit	Violation Description	Severity	OOS	Citation
11/24/2017	R262796	TX	-	-	-	-	-
10/21/2016	R262796	TX	-	-	-	-	-
05/30/2016	R262796	TX	-	-	-	-	-

No data for Inspection Summary By Month

No data for Inspection Summary By Month



Inspection History ToC						
Inspection Date	Report Number	Report State	PU VIN	TR VIN	Severity Weight	Time Weight
01/31/2019	19QF000198	UT	1FUJGLDR1BSAS0402 - Truck Tractor	1GRAP062XJJ116896 - Semi Trailer		0
Power Unit Violation - Unsafe Driving Violation: 392.2SLLS4 - State Speeding over 15 mph					10	
10/11/2018	6144010632	IN	1FUJGLDR1BSAS0402 - Truck Tractor	1GRAP062XJJ116896 - Semi Trailer		0
Power Unit Violation - Unsafe Driving Violation: 392.2SLLS2 - State Speeding 6-10 mph					4	
07/20/2018	HP93450531	KS	1FUJGLDR1BSAS0402 - Truck Tractor	1GRAP062XJJ116896 - Semi Trailer		0
Power Unit Violation - Hours-Of-Service (HOS) Compliance Violation: 395.24C11 - **Driver failed to make annotations when applicable					1	
Power Unit Violation - Hours-Of-Service (HOS) Compliance Violation: 395.8 - Log violation (general/form and manner)					1	
Power Unit Violation - Hours-Of-Service (HOS) Compliance Violation: 395.22H4 - Driver failed to maintain supply of blank driver's records of duty status graph-grids					1	
07/17/2018	3629103683	NM	1FUJGLDR1BSAS0402 - Truck Tractor	1GRAP062XJJ116896 - Semi Trailer		0
Power Unit Violation - Unsafe Driving Violation: 392.2SLLS3 - State Speeding 11-15 mph					7	
Only the first 20 inspections are shown. See the live report for more data.						

No data for Crash Hot Spots

Equipment and Driver Details ToC						
MCS-150 Date	Equipment (Owned/Leased/Trip)			Driver Details		
	Tractors	Straight Trucks	Trailers	CDL's	Interstate	Intrastate
05/14/2025	1/0/0	0/0/0	0/0/0	1	1	0
06/07/2022	1/0/0	0/0/0	1/0/0	1	1	0
08/26/2020	1/0/0	0/0/0	1/0/0	1	1	0
08/07/2019	0/0/0	1/0/0	1/0/0	1	1	0
06/27/2018	0/0/0	1/0/0	1/0/0	1	1	0
05/06/2015	1/0/0	0/0/0	0/0/0	0	0	0
07/03/2012	1/0/0	0/0/0	1/0/0	0	0	0
05/12/2011	1/0/0	0/0/0	1/0/0	0	0	0
07/01/2010	1/0/0	0/0/0	1/0/0	0	0	0

No data for Chameleon Type 1

No data for Chameleon Type 2