



Table of Contents

1. Overview	2. BASIC Scores History
3. BASIC Measures	4. KPI: BASIC Measures by Cargo Group
5. Estimated ISS Score	6. Investigation Results
7. Penalties History	8. Acute Critical Violations
9. Red Flag Violation Details	10. DOT Registration Information
11. DOT MCS-150 History	12. Crash Summary
13. Inspection Summary	14. KPI: Inspection Viol OOS Rates by Cargo Group
15. FHWA Registration Information	16. FHWA Insurance Information
17. FHWA Authorities	18. Severe Violations
19. Violation Report	20. Violation Summary
21. Violation Enforcement Chronology	22. Inspection Violations & OOS Counts
23. Radius Of Operation	24. Inspection & Crash Locations
25. Cargo Hot Spots	26. Inspection Violations & OOS Chronology
27. Percent of Insp & Crash by State	28. VIN Insp Summary by State
29. Violations By Unit Type	30. Equipment Ownership
31. Equipment Details	32. Vehicle Age
33. States of Power Unit Registrations	34. Equipment Acquisitions
35. Driver Details	36. Shared VIN Summary
37. Shipper Table	38. Safety Summary
39. Safety Details	40. Crash Detail Color Coded
41. Inspections with Shared Equipment	42. Inspection Tabular Details
43. Inspection Summary By Month	44. VIN Inspection Violation Details
45. Inspection History	



Business Address

11660 SE 230TH PL
 KENT, WA
 98031

Contact Info

(425)-375-3384
 (253)-201-0909

FHWA Address

11660 SE 230TH PL
 KENT,WA,98031
Phone:(425)-375-3384

Mailing Address


11660 SE 230TH PL
 KENT, WA
 98031

Overview [ToC](#)

Operating Status: AUTHORIZED FOR BROKER Property
 One other company viewed this DOT in the past two months
Crash/PU ratio: No Power Units
Clean Inspection ratio: No inspections

Estimated BASIC Scores

	Unsafe Driving	Hours of Service	Driver Fitness	Controlled Sub. and Alcohol	Vehicle Maintenance	HM Compliance	Crash
Relative Scores	No data						
Alert Status	No data						



Estimated Inspection Selection System (ISS) Score: 65
Category: Optional Inspect

* The Estimated ISS score is based on Insufficient Data Algorithm *

BASIC Scores History [ToC](#)

No Data

BASIC Measures: Violation Points per Inspection Trends [ToC](#)

No inspection violations

BASIC Measures * - Table [ToC](#)

UD-Unsafe Driving, HOS-Hours of Service, DF-Driver Fitness, CS-Controlled Substances, VM-Vehicle Maintenance

No data for BASIC Measures by Cargo Group

Estimated ISS Score History - Table [ToC](#)

Date	Estimated ISS Score	Recommendation	Algorithm
------	---------------------	----------------	-----------



Investigation Results ToC

DOT Number not found on FMCSA

Penalties History ToC

There is a problem with the Penalties data on FMCSA website.

Acute Critical Violations (Based on Investigations as per CSA Methodology Appendix A) ToC

No Data

No red flag violations in the last 24 months

DOT Registration Information: The following information on this specific DOT # is from the Federal DOT (as of Operating Authority)

DOT Registration: 05/11/2015		Total Power Units: 0		Total Trucks: 0		Total Trailers: 0		Total Passenger Vehicles: 0	
Status	Entity Type	Organization Type	Nation	Total Cars	Drivers / CDL Drivers				
A	B	-	US	0	0* / 0				
MCS-150 Date	Op Codes	Shipper Op Codes	Shipper HazMat Op Codes	Latest Review Type	Latest Review Document Number(Date)				
*					()				
MCS-150 Mileage (Year)	Record Update Date	Transports Hazmats	DOT Census Date	Recordable Accident Rate	Preventable Accident Rate				
()*	*	N	01/01/1900	0%	0%				
MCS-151 Mileage	Safety Rating (Date)	SEA Accident	SEA Driver	SEA Vehicle	SEA Management				
0	None (None)	0%	0%	0%	0%				
Classification Codes		Cargo Carried (per MCS-150)							
Authorized-For-Hire									

DOT MCS-150 History ToC

(as of - DOT census)

No Data for DOT MCS-150 History

Crash Summary Chart ToC Crashes Summary - Chart (based on all available crash data)

No Data

Crashes Summary - Table (based on all available crash data) ToC

	TOTAL	Last 6 months	7-12 months	13-18 months	19-24 months	25-30 months	30-36 months	37-41 months	42-48 months	Over 49 months
Total Reportable	0	0	0	0	0	0	0	0	0	0
Fatalities	0	0	0	0	0	0	0	0	0	0
Injuries	0	0	0	0	0	0	0	0	0	0
Tow Away	0	0	0	0	0	0	0	0	0	0
With Citations	0	0	0	0	0	0	0	0	0	0
Federal Recordable	0	0	0	0	0	0	0	0	0	0
Preventable	0	0	0	0	0	0	0	0	0	0
Crash per Pwr Unit	-	0.0%	0.0%	0.0%	0.0%	0.0%	0.0%	0.0%	0.0%	-



Inspection Summary ToC

The following inspection information is based on results for 24 months prior to: 02/28/2025. Please note that the total inspections number is not necessarily the total of the vehicle, driver and hazmat inspections, as one inspection may have included any combination of the below inspections.

Overall	Vehicle	Driver	Hazmat
<i>(Please note that the total inspections number is not necessarily the total of the vehicle, driver and hazmat inspections, as one inspection may have included any combination of the below inspections)</i> Total Inspections: 0 Total Out of Service: 0 Out of Service: 0% National Average: 21.33% Difference: -21.33%	Total Inspections: 0 Total Out of Service: 0 Out of Service: 0.00% National Average: 25.44% Difference: -25.44%	Total Inspections: 0 Total Out of Service: 0 Out of Service: 0.00% National Average: 6.78% Difference: -6.78%	Total Inspections: 0 Total Out of Service: 0 Out of Service: 0.00% National Average: 2.97% Difference: -2.97%

KPI: Inspection Viol OOS Rates by Cargo Group ToC

Cargo Group	OVERALL		VEHICLE		DRIVER		HAZMAT	
	Average	Compared to Average	Average	Compared to Average	Average	Compared to Average	Average	Compared to Average
PACIFIC COASTAL BROKERAGE LLC	0%		0%		0%		0%	
No data								

FHWA Registration Information: The following data on this Motor Carrier is from the Federal Hwy Administration (as of 7/7/2024)

Docket Number	DOT Number	Company Name	DBA Name	Address	City	State	Country	ZIP Code
MC913646	2633920	PACIFIC COASTAL BROKERAGE LLC		11660 SE 230TH PL	KENT	WA	US	98031
Phone Number	Fax Number	Mail Address	Mail City	Mail State	Mail Contry	Mail ZIP Code	Mail Phone Number	Mail Fax Number
(425)-375-3384	(253)-201-0909							
Date of Last Change	Freight	Passenger	Household Goods	Active Authority	Pending Authority	Revocation Pending Authority		
7/7/2024	Y	N	N	/ Broker /	/	/		

Insurance Required (as of 07/07/2024) ToC

Docket Number	Insurance Type	Insurance Required	Insurance on File
MC913646	BIPD	\$0k	\$0k
MC913646	Cargo	No	No
MC913646	Bond	Yes	Yes

Active / Pending Insurance (as of 07/07/2024)

Docket Number	Form	Type	Insurance Carrier	Policy/Surety	Coverage From	Coverage To	Required	On File	Effective Date	Cancel Date
MC913646	84	SURETY	ALLEGHENY CASUALTY COMPANY	ACC006004656	\$0k	\$0k	Yes	Yes	07/05/2024	-



Insurance History (as of 07/07/2024)									
Docket Number	Form	Type	Insurance Carrier	Policy/Surety	Coverage From	Coverage To	Effective Date From	Effective Date To	
MC913646	84	SURETY	UNITED STATES FIRE INSURANCE CO.	615245897	\$0k	\$0k	07/05/2020	07/05/2024	Cancelled
MC913646	84	SURETY	HUDSON INSURANCE COMPANY	10077036	\$0k	\$0k	07/05/2018	07/05/2020	Cancelled
MC913646	85	TRUST FUND	PACIFIC FINANCIAL ASSOCIATION, INC.	NONE	\$0k	\$0k	05/08/2015	01/01/2017	Cancelled

FHWA Authorities (as of 07/07/2024) ToC								
Docket#	L&I Name	Active Authority	Inactive Authority	Pending Authority	Revocation Pending Authority	Freight	Passenger	Household Goods
MC913646	PACIFIC COASTAL BROKERAGE LLC	Broker /				Yes	No	No

Authority History (as of 07/07/2024)				
Docket Number	Sub	Auth Type	Original Action	Disposition
MC913646		BROKER	INVOLUNTARY REVOCATION 6/10/2024 12:00:00 AM	DISCONTINUED REVOCATION 6/24/2024 12:00:00 AM
MC913646		BROKER	INVOLUNTARY REVOCATION 6/8/2020 12:00:00 AM	DISCONTINUED REVOCATION 7/6/2020 12:00:00 AM
MC913646		BROKER	REINSTATED 7/16/2018 12:00:00 AM	
MC913646		BROKER	GRANTED 5/14/2015 12:00:00 AM	REVOKED 1/9/2017 12:00:00 AM

Severe Violations (i.e. those with >= 8 points) - Chart [ToC](#)

No Data

Severe Violations (i.e. those with >= 8 points) - Table

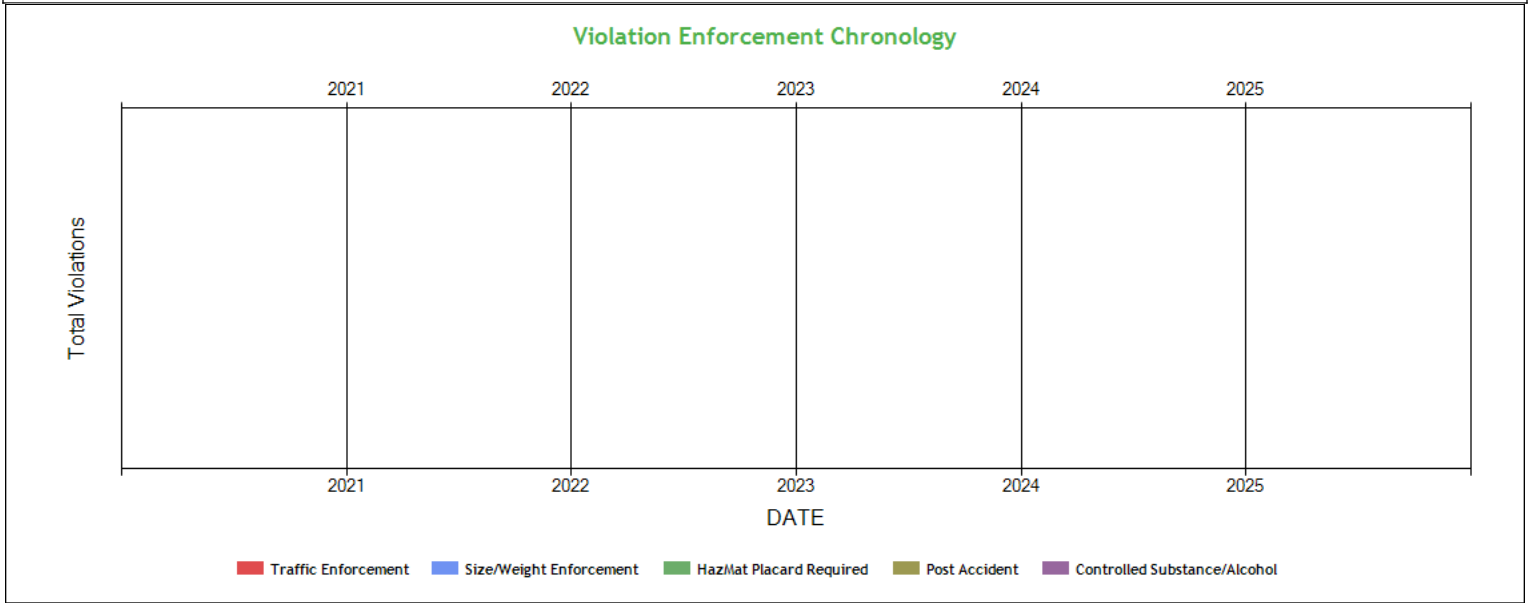
No Data

No data for Violation Report [ToC](#)

No data for Violation Summary



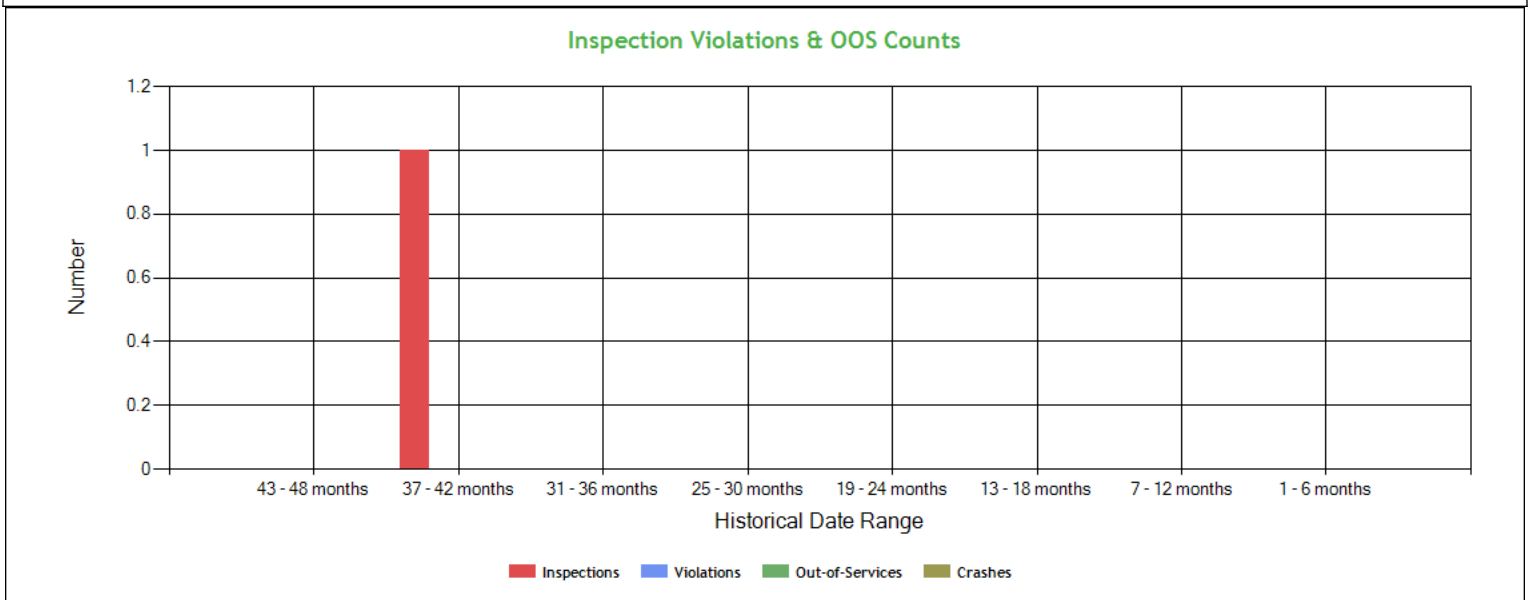
Violation Enforcement Chronology - Chart ToC



Violation Enforcement Chronology - Table ToC

	2021	2022	2023	2024	2025
Traffic Enforcement	0	0	0	0	0
Size/Weight Enforcement	0	0	0	0	0
HazMat Placard Required	0	0	0	0	0
Post Accident	0	0	0	0	0
Controlled Substance/Alcohol	0	0	0	0	0

Inspection Violations & OOS Counts - Chart ToC





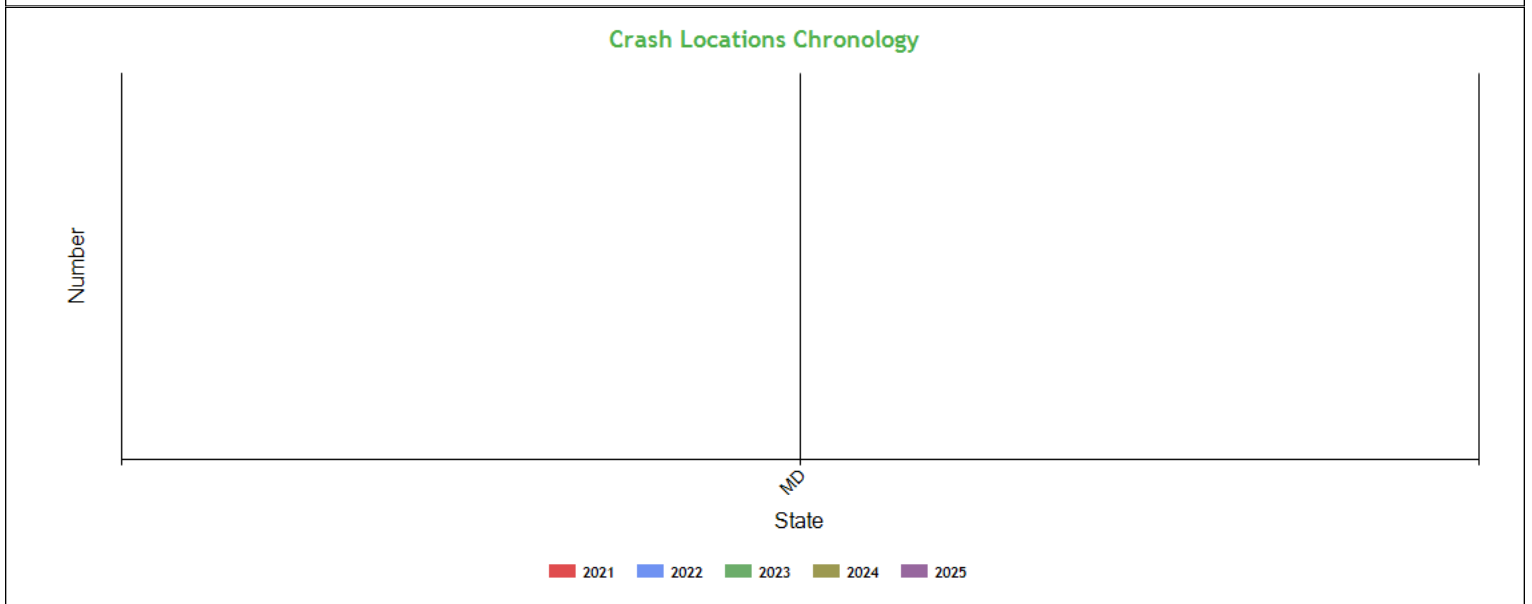
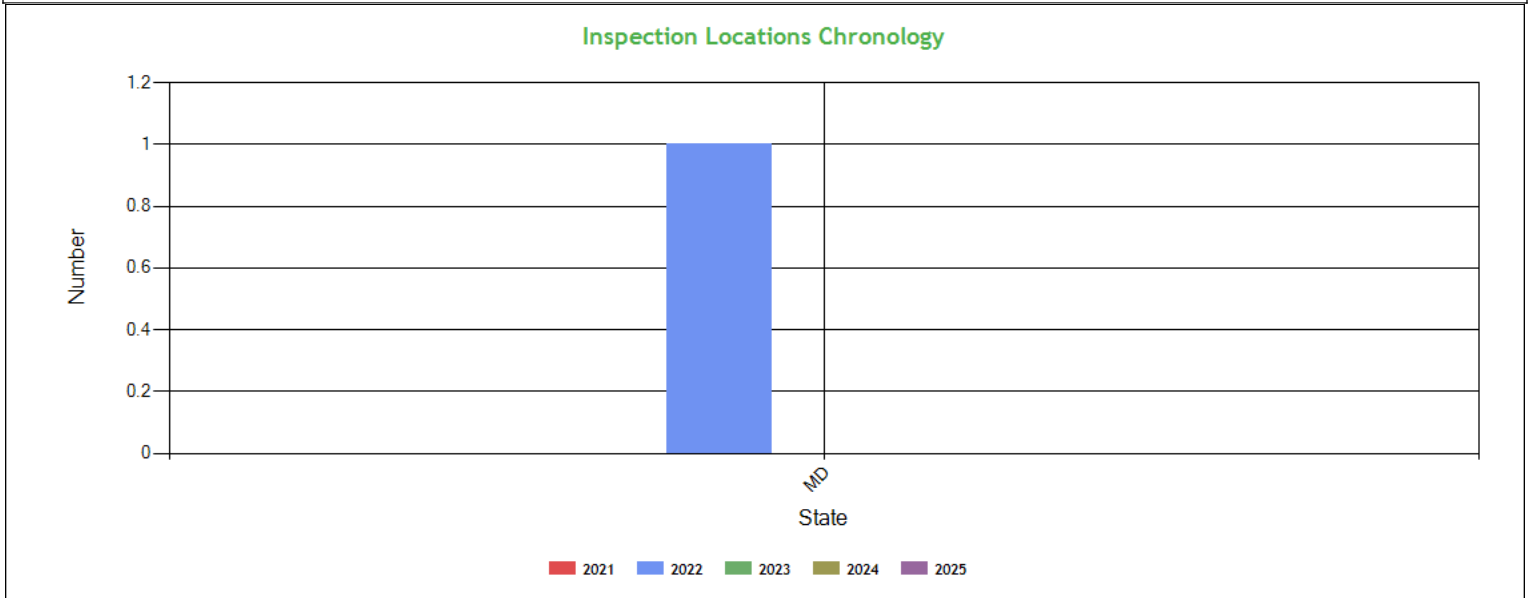
Inspection Violations & OOS Counts - Table ToC				
Date Range	Inspections	Violations	Out-of-Services	Crashes
TOTAL	1	0	0	0
1 - 6 months	0	0	0	0
7 - 12 months	0	0	0	0
13 - 18 months	0	0	0	0
19 - 24 months	0	0	0	0
25 - 30 months	0	0	0	0
31 - 36 months	0	0	0	0
37 - 42 months	1	0	0	0
43 - 48 months	0	0	0	0

Radius of Operation (based on Inspections and Crashes during the past 3 years) ToC

No Data



Inspection & Crash Locations - Chart ToC



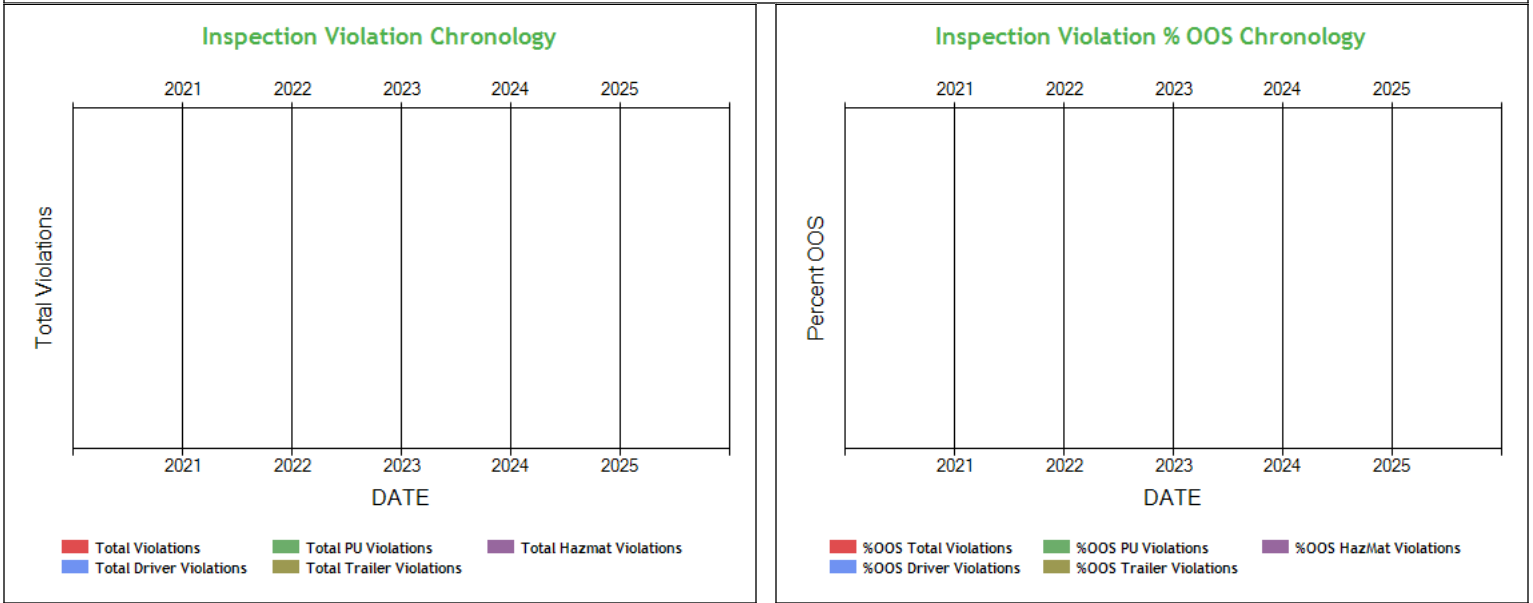
Inspection & Crash Locations - Table ToC

State	Inspections					Violations					Out-of-Services					Crashes				
	2021	2022	2023	2024	2025	2021	2022	2023	2024	2025	2021	2022	2023	2024	2025	2021	2022	2023	2024	2025
TOTAL	0	1	0	0	0	0	0	0	0	0	0	0	0	0	0	0	0	0	0	0
MD	0	1	0	0	0	0	0	0	0	0	0	0	0	0	0	0	0	0	0	0

No hot spot data in the last 12 months



Inspection Violation % OOS Chronology - Chart ToC

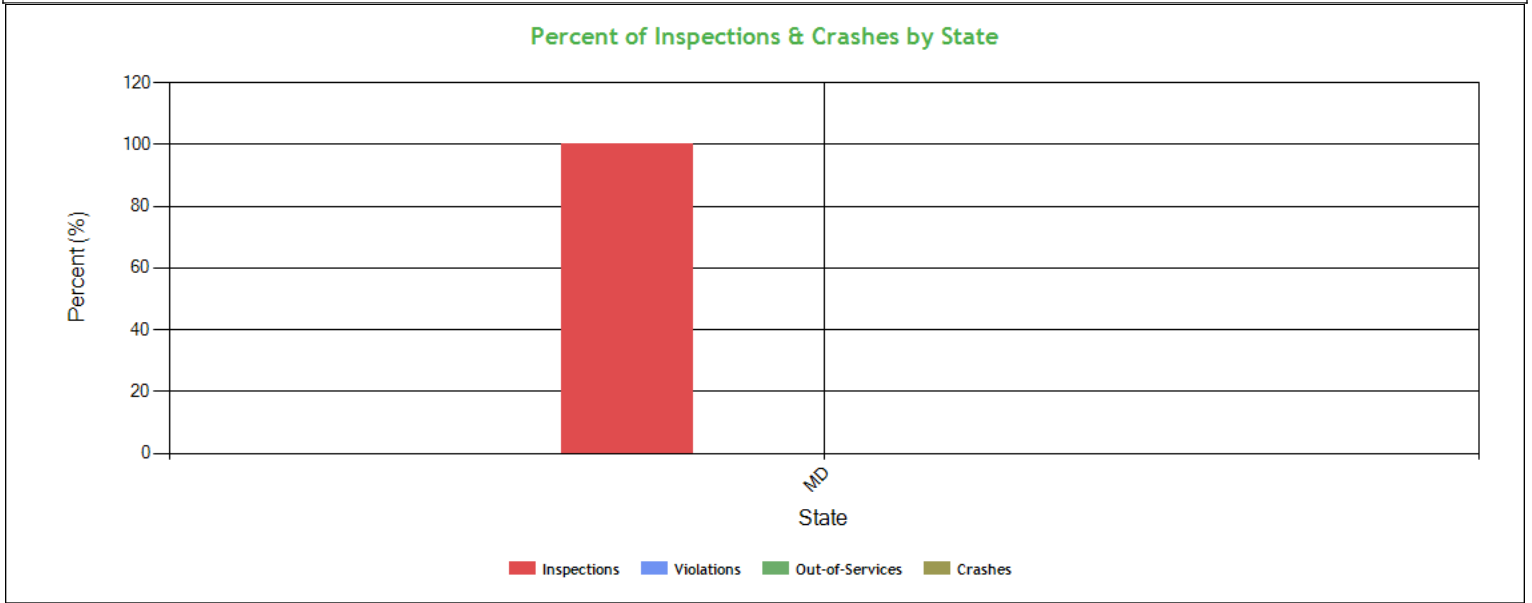


Inspection Violation % OOS Chronology - Table ToC

	2021	2022	2023	2024	2025
Total Violations	0	0	0	0	0
Total Out Of Services	0	0	0	0	0
%OOS Total Violations	0	0	0	0	0
Total Driver Violations	0	0	0	0	0
Total Driver Out Of Services	0	0	0	0	0
%OOS Driver Violations	0	0	0	0	0
Total PU Violations	0	0	0	0	0
Total PU Out Of Services	0	0	0	0	0
%OOS PU Violations	0	0	0	0	0
Total Trailer Violations	0	0	0	0	0
Total Trailer Out Of Services	0	0	0	0	0
%OOS Trailer Violations	0	0	0	0	0
Total Hazmat Violations	0	0	0	0	0
Total Hazmat Out Of Services	0	0	0	0	0
%OOS HazMat Violations	0	0	0	0	0



Percent of Insp & Crash by State - Chart ToC



Percent of Insp & Crash by State - Table (based on Inspection data from the last 4 years) ToC

State	Inspections		Violations		Out-of-Services		Crashes	
	Total	Percent	Total	Percent	Total	Percent	Total	Percent
	1	100	0	100	0	100	0	100
MD	1	100	0	0	0	0	0	0

VIN Insp Summary by State (based on inspection from the last 2 years) ToC

VIN	Insp	Viol Pts	Counts in each State	
			MD	
			Insp	Viol Pts
TOTALS	1/0*	1/0**	1	0
1FVACWDT2CHB R7642	1	0	1	0

*<Total number of inspections for these 1 VIN(s)>/n<Total number of inspections for these 1 state(s)>

**<Total severity sum for these 1 VIN(s)>/n<Total severity sum for these 1 state(s)>

Violations By Unit Type ToC

of Violations: 0 Total Severity: 0

Equipment Ownership ToC Equipment Ownership (based on MCS-150 dated 1/1/0001)

	Trucks	Tractors	Trailers	Motor Coaches	Vans
Owned	0	0	0	0	0
Term Leased	0	0	0	0	0
Trip Leased	0	0	0	0	0
Total No.	0	0	0	0	0



Equipment Details Power Units ToC

VIN	Latest Insp Date	Year	Make	Model	Body Class	Body Type	Axles	Len	Fuel Type
1FVACWDT2CH BR7642	01/12/2022	2012	FREIGHTLINER	M2	Truck	-	-	-	Diesel

No Equipment Details for Trailers

No Vehicle Age data

States of Power Unit Registrations ToC

State	MD
Number of Power Units	1

Equipment Acquisitions - Table ToC

	Power Units inspected for 1st time in past 12 months	Power Units inspected for 1st time in past 24 months	Power Units inspected during entire date range	Trailers inspected for 1st time in past 12 months	Trailers inspected for 1st time in past 24 months	Trailers inspected during entire date range
Unique VINs	0	0	1	0	0	0
Unique License Plates	0	0	1	0	0	0
License Plate States	0	0	1	0	0	0

Driver Details ToC Driver Details (based on MCS-150 dated 1/1/0001)

	Within 100 mi	Beyond 100 mi	TOTAL
# Drivers Interstate	0	0	0
# Drivers Intrastate	0	0	0
TOTAL	0	0	/

Avg. # Trip Lease Drivers/Mo: 0 # Drivers Grand Total: 0 # Drivers Commercially Licensed: 0

Shared VIN Summary ToC

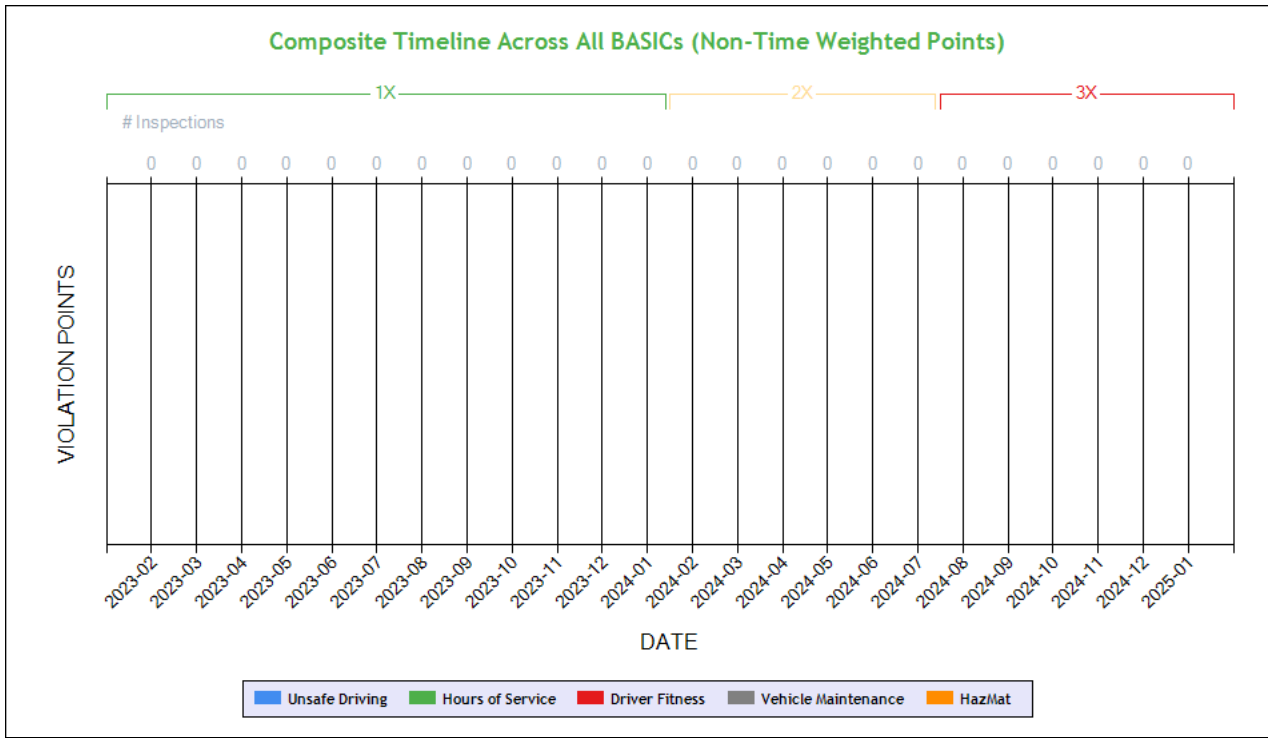
No Data

SHIPPERS DETAIL ToC based on Inspection results for the last 4 years

Shipper Name	Number of Inspections
SAME	1



Carrier Underwriting Report Safety Summary ToC



Time-Weighted Violation Points - no data available to draw a chart

Time-Weighted Violation Points by Vehicle - no data available to draw a chart

See the Excel file for the complete analysis

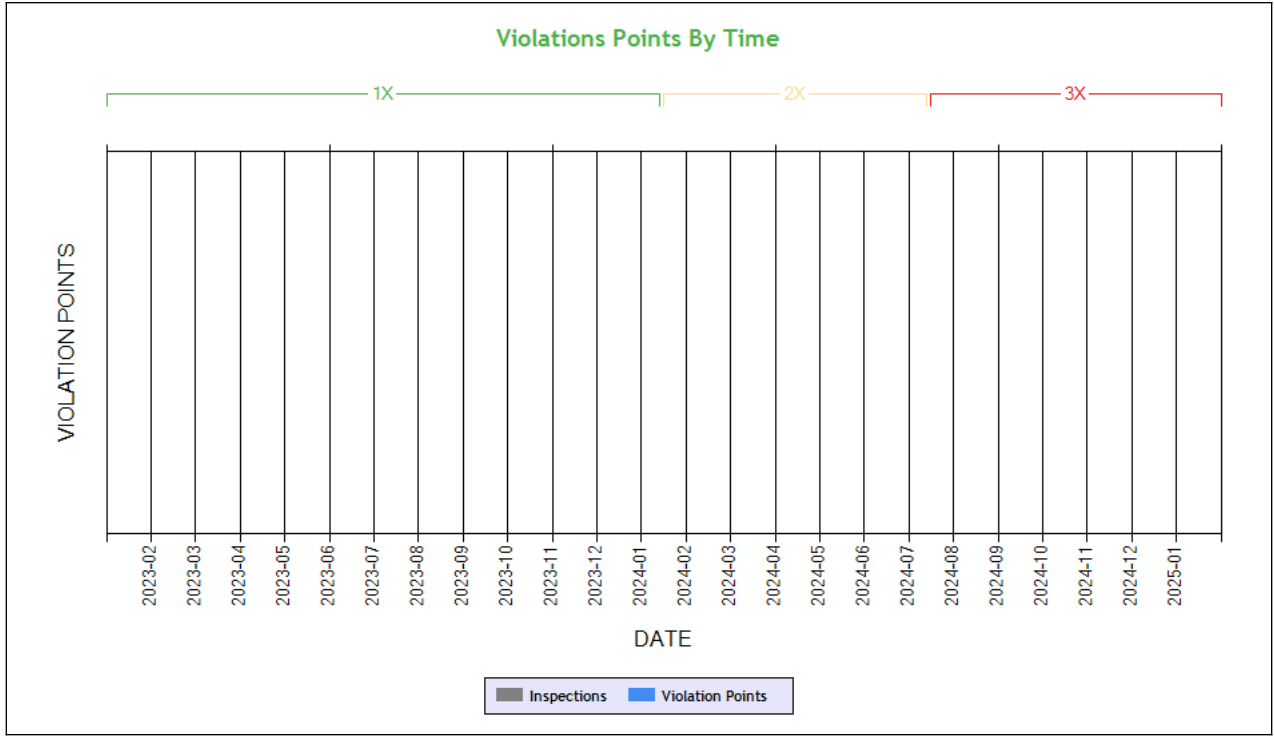
Violations is in (1-6/7-12/13-24mo)

Shaded = Out Of Service Violation		
Violation Group		
Violation Description	Total Time-weighted Points by VIN	% of Total Time-weighted Points by VIN
Driver Resp		
Total Time-weighted Points		
% Total Time-Wt Pts		



SAFETY ANALYSIS ToC

Unsafe Driving



Time-Weighted Violation Points - no data available to draw a chart

Time-Weighted Severity Points by Vehicle - no data available to draw a chart

See the Excel file for the complete analysis

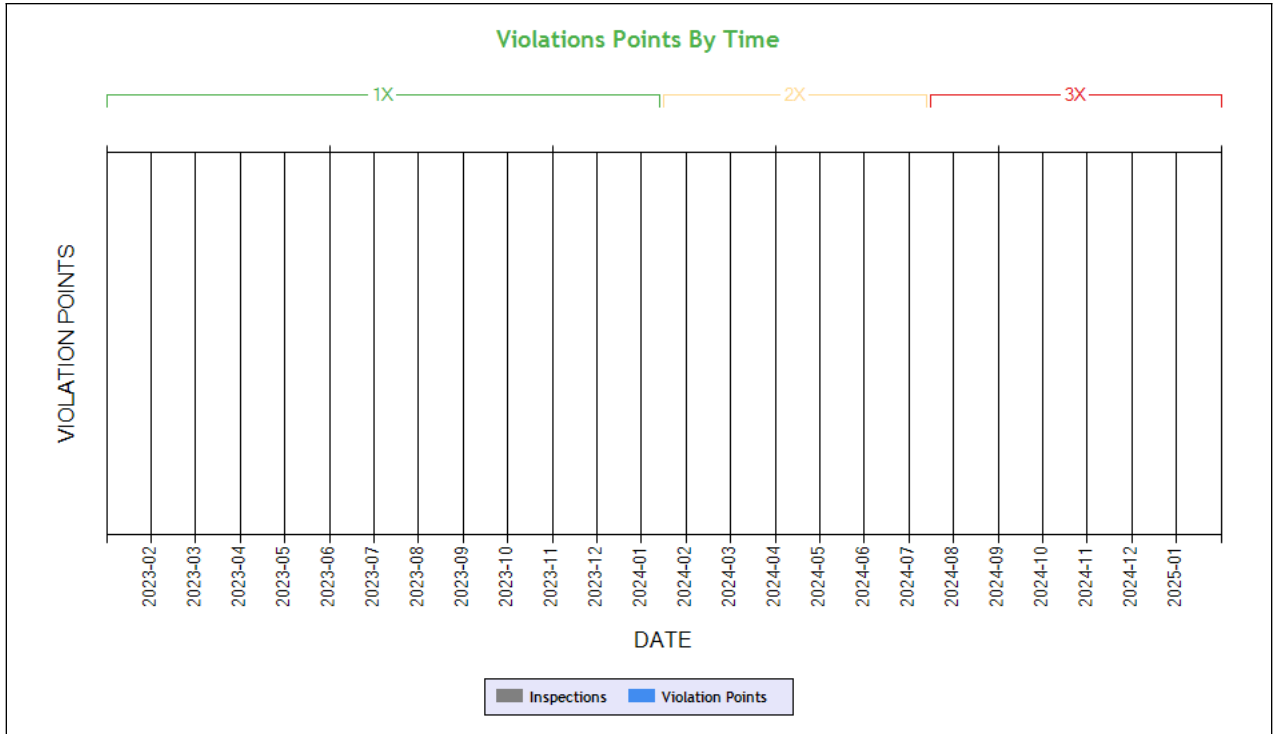
Violations is in (1-6/7-12/13-24mo)

Shaded = Out Of Service Violation		
Violation Group		
Violation Description	Total Time-weighted Points by VIN	% of Total Time-weighted Points by VIN
Driver Resp		
Total Time-weighted Points		
% Total Time-Wt Pts		

HOS Compliance

Time-Weighted Violation Points - no data available to draw a chart

Time-Weighted Severity Points by Vehicle - no data available to draw a chart



Carrier Software
 1-800-646-5152
 info@CarrierSoftware.com

CONFIDENTIAL - Intended for use by Amerigo Insurance Agency - Date: 3/1/2025
 PACIFIC COASTAL BROKERAGE LLC - DOT# 2633920 / MC913646

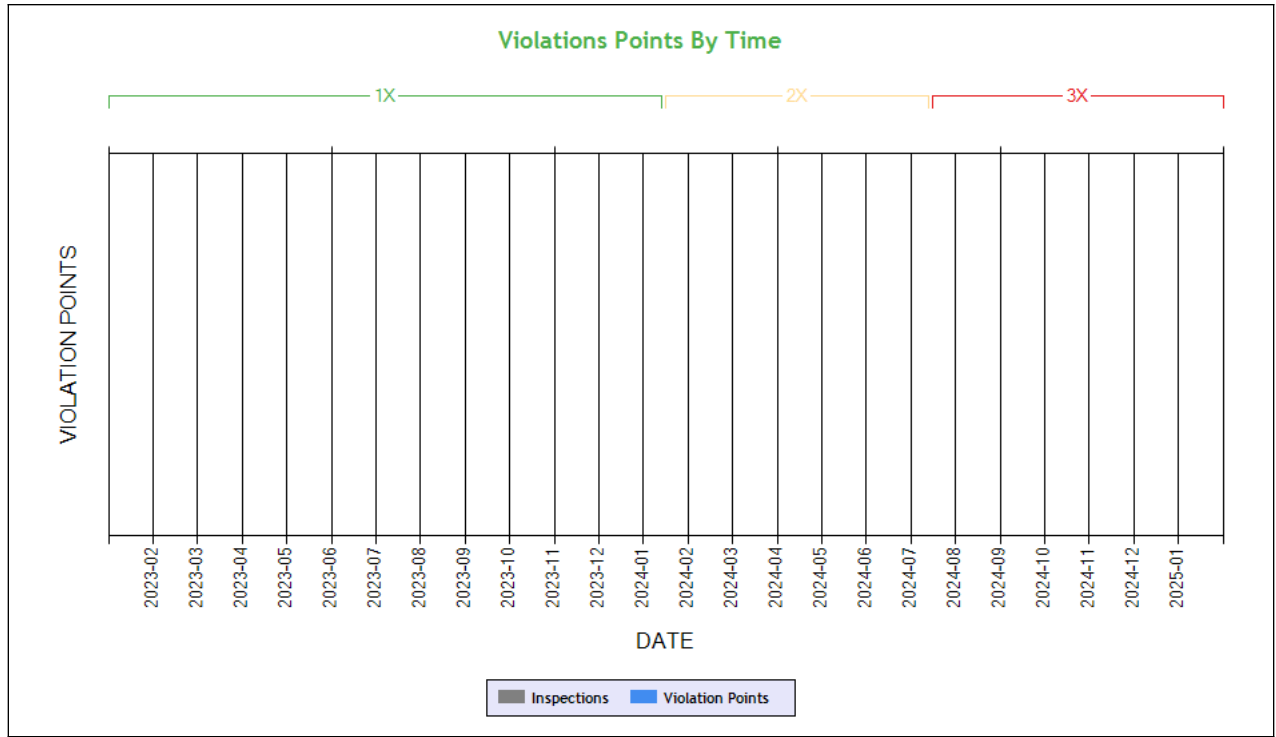
See the Excel file for the complete analysis

Violations is in (1-6/7-12/13-24mo)

Shaded = Out Of Service Violation		
Violation Group		
Violation Description	Total Time-weighted Points by VIN	% of Total Time-weighted Points by VIN
Driver Resp		
Total Time-weighted Points		
% Total Time-Wt Pts		



Vehicle Maintenance



Time-Weighted Violation Points - no data available to draw a chart

Time-Weighted Severity Points by Vehicle - no data available to draw a chart

See the Excel file for the complete analysis

Violations is in (1-6/7-12/13-24mo)

Shaded = Out Of Service Violation		
Violation Group		
Violation Description	Total Time-weighted Points by VIN	% of Total Time-weighted Points by VIN
Driver Resp		
Total Time-weighted Points		
% Total Time-Wt Pts		

COLOR CODED CRASH TABLE ToC

No crashes have been reported by the DOT on this Motor Carrier

INSPECTIONS WITH SHARED EQUIPMENT:

No Data



LEGEND
Vehicle Information
Inspection for DOT # being analyzed
Inspection for Different DOT #
Crash Information for specific VIN

INSPECTION DETAILS for ALL Inspections

PDF shows the first 100 Power Unit & Trailer VINs with most recent inspections using data from the last 4 years

POWER UNIT Inspections Section

VIN: 1FVACWDT2CHBR7642		Unit: Straight Truck		Year: 2012	Make: FREIGHTLINER		
DOT No: 2633920		Docket No:		Name: DAYCON PRODUCTS INC		Interstate: Yes	
Date	Unit License	Unit Lic State	Violation Unit	Violation Description	Severity	OOS	Citation
05/10/2022	2DE7716	MD	-	-	-	-	-
DOT No: 2633920		Docket No: MC913646		Name: PACIFIC COASTAL BROKERAGE LLC		Interstate: No	
Date	Unit License	Unit Lic State	Violation Unit	Violation Description	Severity	OOS	Citation
01/12/2022	2DE7716	MD	-	-	-	-	-
DOT No: 2633920		Docket No:		Name: DAYCON PRODUCTS INC		Interstate: Yes	
Date	Unit License	Unit Lic State	Violation Unit	Violation Description	Severity	OOS	Citation
11/11/2020	2DE7716	MD	D	392.2C - Failure to obey traffic control device	5	No	
10/21/2019	2DE7716	MD	-	-	-	-	-
02/19/2019	2DE7716	MD	-	-	-	-	-
DOT No: 952319		Docket No: MC683993		Name: DNF TRUCKING COMPANY LLC		Interstate: Yes	
Date	Unit License	Unit Lic State	Violation Unit	Violation Description	Severity	OOS	Citation
10/25/2017	ZGE0083	PA	D	392.2C - Failure to obey traffic control device	5	No	
01/12/2017	ZGE0083	PA	1	396.3A1 - Inspection/repair and maintenance parts and accessories	2	Yes	TT1805285
12/22/2016	ZGE0083	PA	-	-	-	-	-
12/01/2015	ZGE0083	PA	D	391.45B - Expired medical examiner's certificate	1	No	
12/01/2015	ZGE0083	PA	D	392.16 - Failing to use seat belt while operating CMV	7	No	AA137155-5
DOT No: 652332		Docket No: MC302779		Name: NORDOL INC		Interstate: Yes	
Date	Unit License	Unit Lic State	Violation Unit	Violation Description	Severity	OOS	Citation
11/06/2013	XX394C	NJ	D	391.41A - Driver not in possession of medical certificate	1	No	C1088859-2

TRAILER Inspections Section

VIN: 1FVACWDT2CHBR7642		Unit: Straight Truck		Year: 2012	Make: FREIGHTLINER		
DOT No: 2633920		Docket No:		Name: DAYCON PRODUCTS INC		Interstate: Yes	
Date	Unit License	Unit Lic State	Violation Unit	Violation Description	Severity	OOS	Citation
05/10/2022	2DE7716	MD	-	-	-	-	-
DOT No: 2633920		Docket No: MC913646		Name: PACIFIC COASTAL BROKERAGE LLC		Interstate: No	
Date	Unit License	Unit Lic State	Violation Unit	Violation Description	Severity	OOS	Citation
01/12/2022	2DE7716	MD	-	-	-	-	-



DOT No: 263920		Docket No:		Name: DAYCON PRODUCTS INC		Interstate: Yes	
Date	Unit License	Unit Lic State	Violation Unit	Violation Description	Severity	OOS	Citation
11/11/2020	2DE7716	MD	D	392.2C - Failure to obey traffic control device	5	No	
10/21/2019	2DE7716	MD	-	-	-	-	-
02/19/2019	2DE7716	MD	-	-	-	-	-

DOT No: 952319		Docket No: MC683993		Name: DNF TRUCKING COMPANY LLC		Interstate: Yes	
Date	Unit License	Unit Lic State	Violation Unit	Violation Description	Severity	OOS	Citation
10/25/2017	ZGE0083	PA	D	392.2C - Failure to obey traffic control device	5	No	
01/12/2017	ZGE0083	PA	1	396.3A1 - Inspection/repair and maintenance parts and accessories	2	Yes	TT1805285
12/22/2016	ZGE0083	PA	-	-	-	-	-
12/01/2015	ZGE0083	PA	D	391.45B - Expired medical examiner's certificate	1	No	
12/01/2015	ZGE0083	PA	D	392.16 - Failing to use seat belt while operating CMV	7	No	AA137155-5

DOT No: 652332		Docket No: MC302779		Name: NORDOL INC		Interstate: Yes	
Date	Unit License	Unit Lic State	Violation Unit	Violation Description	Severity	OOS	Citation
11/06/2013	XX394C	NJ	D	391.41A - Driver not in possession of medical certificate	1	No	C1088859-2

Inspection Summary By Month (based on inspections from the last 4 years) ToC						
Year-Month	Number of Inspections	Number of Power Units	Total Violations	Total OOS Inspections	Total Severity Points	Number of Crashes
2022-01	1	1	0	0	0	0

Note: The most recent month's counts may not include all the inspections for that month.

No data for Inspection Summary By Month

Inspection History ToC							
Inspection Date	Report Number	Report State	Plate Number	Plate State	Type	Severity Weight	Time Weight
01/12/2022	0278003958	MD	2DE7716	MD	Straight Truck		0

Only the first 20 inspections are shown. See the live report for more data.