



Table of Contents

1. Overview	2. BASIC Scores History
3. BASIC Measures	4. KPI: BASIC Measures by Cargo Group
5. Estimated ISS Score	6. Investigation Results
7. Penalties History	8. Acute Critical Violations
9. Red Flag Violation Details	10. DOT Registration Information
11. DOT MCS-150 History	12. Crash Summary
13. Inspection Summary	14. KPI: Inspection Viol OOS Rates by Cargo Group
15. FHWA Registration Information	16. FHWA Insurance Information
17. FHWA Authorities	18. Severe Violations
19. Violation Report	20. Violation Summary
21. Violation Enforcement Chronology	22. Inspection Violations & OOS Counts
23. Radius Of Operation	24. Inspection & Crash Locations
25. Cargo Hot Spots	26. Inspection Violations & OOS Chronology
27. Percent of Insp & Crash by State	28. VIN Insp Summary by State
29. Violations By Unit Type	30. Equipment Ownership
31. Equipment Details	32. Vehicle Age
33. States of Power Unit Registrations	34. Equipment Acquisitions
35. Driver Details	36. Shared VIN Summary
37. Shipper Table	38. Safety Summary
39. Safety Details	40. Crash Detail Color Coded
41. Inspections with Shared Equipment	42. Inspection Tabular Details
43. Inspection Summary By Month	44. VIN Inspection Violation Details
45. Inspection History	



Business Address

198 NORTHGATE DRIVE APT-111
MANTECA, CA
95336

Contact Info

(559)-691-7845

USCALICARGO@GMAIL.COM

FHWA Address

198 NORTHGATE DRIVE APT-111
MANTECA,CA,95336
Phone:(559)-691-7845

Mailing Address

198 NORTHGATE DRIVE APT-111
MANTECA, CA
95336

Overview [ToC](#)

Operating Status: AUTHORIZED FOR Property
3 other companies viewed this DOT in the past two months
Crash/PU ratio: 0.0%
Clean Inspection ratio: 88.89%

Estimated BASIC Scores (as of 12/27/2024)

	Unsafe Driving	Hours of Service	Driver Fitness	Controlled Sub. and Alcohol	Vehicle Maintenance	HM Compliance	Crash
Relative Scores	0%	0%	0%	0%	0%	0%	0%
Alert Status	No	No	No	No	No	No	No



Estimated Inspection Selection System (ISS) Score: 1
Category: Pass

BASIC Scores History - Unsafe Driving [ToC](#)

There are no Scores for this BASIC

BASIC Scores History - Hours of Service [ToC](#)

There are no Scores for this BASIC

BASIC Scores History - Driver Fitness [ToC](#)

There are no Scores for this BASIC

BASIC Scores History - Controlled Substance [ToC](#)

There are no Scores for this BASIC



BASIC Scores History - Vehicle Maintenance ToC

There are no Scores for this BASIC

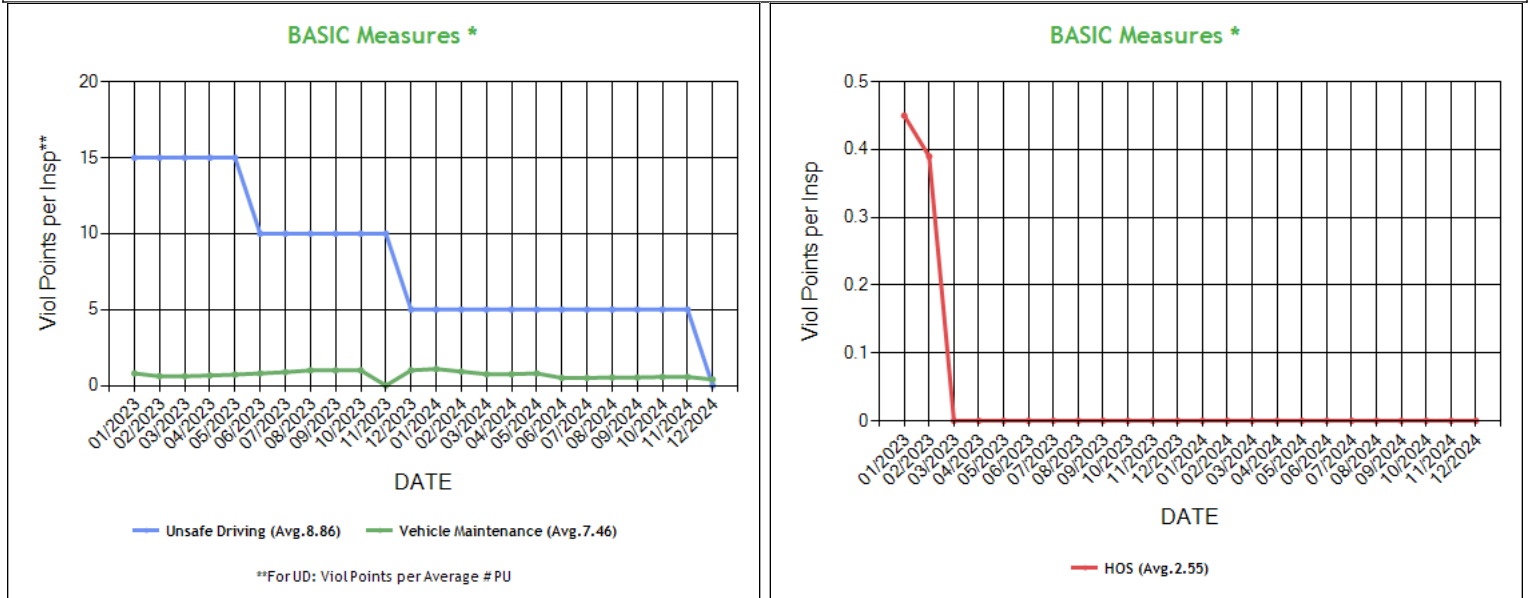
BASIC Scores History - Crash ToC

There are no Scores for this BASIC

BASIC Scores History - Hazmat ToC

There are no Scores for this BASIC

BASIC Measures: Violation Points per Inspection Trends ToC



* BASIC Measures are the absolute SMS scores that are compared within each Safety Event Group to determine the BASIC Score percentiles. Averages based on fleets with 1-5 power units.



BASIC Measures * - Table ToC

UD-Unsafe Driving, HOS-Hours of Service, DF-Driver Fitness, CS-Controlled Substances, VM-Vehicle Maintenance

Date	UD Measure	UD AC	UD with Viol	HOS Measure	HOS AC	HOS with Viol	DF Measure	DF AC	DF with Viol	CS Measure	CS AC	CS with Viol	VM Measure	VM AC	VM with Viol
12/2024	0.00	N	0	0.00	N	0	0.00	N	0	0.00	N	0	0.40	N	1
11/2024	5.00	N	1	0.00	N	0	0.00	N	0	0.00	N	0	0.57	N	1
10/2024	5.00	N	1	0.00	N	0	0.00	N	0	0.00	N	0	0.57	N	1
09/2024	5.00	N	1	0.00	N	0	0.00	N	0	0.00	N	0	0.53	N	1
08/2024	5.00	N	1	0.00	N	0	0.00	N	0	0.00	N	0	0.53	N	1
07/2024	5.00	N	1	0.00	N	0	0.00	N	0	0.00	N	0	0.50	N	1
06/2024	5.00	N	1	0.00	N	0	0.00	N	0	0.00	N	0	0.50	N	1
05/2024	5.00	N	1	0.00	N	0	0.00	N	0	0.00	N	0	0.80	N	1
04/2024	5.00	N	1	0.00	N	0	0.00	N	0	0.00	N	0	0.75	N	1
03/2024	5.00	N	1	0.00	N	0	0.00	N	0	0.00	N	0	0.75	N	1
02/2024	5.00	N	1	0.00	N	0	0.00	N	0	0.00	N	0	0.92	N	1
01/2024	5.00	N	1	0.00	N	0	0.00	N	0	0.00	N	0	1.09	N	1
12/2023	5.00	N	1	0.00	N	0	0.00	N	0	0.00	N	0	1.00	N	1
11/2023	10.00	N	1	0.00	N	0	0.00	N	0	0.00	N	0	0.00	N	0
10/2023	10.00	N	1	0.00	N	0	0.00	N	0	0.00	N	0	1.00	N	1
09/2023	10.00	N	1	0.00	N	0	0.00	N	0	0.00	N	0	1.00	N	1
08/2023	10.00	N	1	0.00	N	0	0.00	N	0	0.00	N	0	1.00	N	1
07/2023	10.00	N	1	0.00	N	0	0.00	N	0	0.00	N	0	0.88	N	1
06/2023	10.00	N	1	0.00	N	0	0.00	N	0	0.00	N	0	0.80	N	1
05/2023	15.00	N	1	0.00	N	0	0.00	N	0	0.00	N	0	0.72	N	1
04/2023	15.00	N	1	0.00	N	0	0.00	N	0	0.00	N	0	0.66	N	1
03/2023	15.00	N	1	0.00	N	0	0.00	N	0	0.00	N	0	0.61	N	1
02/2023	15.00	N	1	0.39	N	1	0.00	N	0	0.00	N	0	0.61	N	1
01/2023	15.00	N	1	0.45	N	1	0.00	N	0	0.00	N	0	0.80	N	1
12/2022	15.00	N	1	0.52	N	1	0.00	N	0	0.00	N	0	1.13	N	1
11/2022	0.00	N	0	0.81	N	1	0.00	N	0	0.00	N	0	2.00	N	1
10/2022	0.00	N	0	0.69	N	1	0.00	N	0	0.00	N	0	2.66	N	1
09/2022	0.00	N	0	0.90	N	1	0.00	N	0	0.00	N	0	2.66	N	1
08/2022	0.00	N	0	1.28	N	1	0.00	N	0	0.00	N	0	2.66	N	1
07/2022	0.00	N	0	1.28	N	1	0.00	N	0	0.00	N	0	2.66	N	1
06/2022	0.00	N	0	1.12	N	1	0.00	N	0	0.00	N	0	2.27	N	1
05/2022	0.00	N	0	1.12	N	1	0.00	N	0	0.00	N	0	2.27	N	1
04/2022	0.00	N	0	1.50	N	1	0.00	N	0	0.00	N	0	4.79	N	1
03/2022	0.00	N	0	1.28	N	1	0.00	N	0	0.00	N	0	4.00	N	1
02/2022	0.00	N	0	2.25	N	1	0.00	N	0	0.00	N	0	4.00	N	1
01/2022	0.00	N	0	2.25	N	1	0.00	N	0	0.00	N	0	4.00	N	1
12/2021	0.00	N	0	2.25	N	1	0.00	N	0	0.00	N	0	4.00	N	1
11/2021	0.00	N	0	2.25	N	1	0.00	N	0	0.00	N	0	4.00	N	1
10/2021	0.00	N	0	3.60	N	1	0.00	N	0	0.00	N	0	0.00	N	0
09/2021	0.00	N	0	3.00	N	1	0.00	N	0	0.00	N	0	0.00	N	0
08/2021	0.00	N	0	3.85	N	1	0.00	N	0	0.00	N	0	0.00	N	0
07/2021	0.00	N	0	3.85	N	1	0.00	N	0	0.00	N	0	0.00	N	0
06/2021	0.00	N	0	3.37	N	1	0.00	N	0	0.00	N	0	0.00	N	0
05/2021	0.00	N	0	3.37	N	1	0.00	N	0	0.00	N	0	0.00	N	0
04/2021	0.00	N	0	3.00	N	1	0.00	N	0	0.00	N	0	1.33	N	1
03/2021	0.00	N	0	4.50	N	1	0.00	N	0	0.00	N	0	2.66	N	1
02/2021	0.00	N	0	0.00	N	0	0.00	N	0	0.00	N	0	2.66	N	1
01/2021	0.00	N	0	0.00	N	0	0.00	N	0	0.00	N	0	2.66	N	1
12/2020	0.00	N	0	0.00	N	0	0.00	N	0	0.00	N	0	1.60	N	1
11/2020	0.00	N	0	0.00	N	0	0.00	N	0	0.00	N	0	1.60	N	1
10/2020	0.00	N	0	0.00	N	0	0.00	N	0	0.00	N	0	1.60	N	1
09/2020	0.00	N	0	0.00	N	0	0.00	N	0	0.00	N	0	1.60	N	1
08/2020	0.00	N	0	0.00	N	0	0.00	N	0	0.00	N	0	1.60	N	1
07/2020	0.00	N	0	0.00	N	0	0.00	N	0	0.00	N	0	1.60	N	1
06/2020	0.00	N	0	0.00	N	0	0.00	N	0	0.00	N	0	2.66	N	1
05/2020	0.00	N	0	0.00	N	0	0.00	N	0	0.00	N	0	2.66	N	1
04/2020	0.00	N	0	0.00	N	0	0.00	N	0	0.00	N	0	3.60	N	2



03/2020	0.00	N	0	0.00	N	0	0.00	N	0	0.00	N	0	3.60	N	2
02/2020	0.00	N	0	0.00	N	0	0.00	N	0	0.00	N	0	3.60	N	2
01/2020	0.00	N	0	0.00	N	0	0.72	N	1	0.00	N	0	3.60	N	2
12/2019	0.00	N	0	0.00	N	0	0.66	N	1	0.00	N	0	3.00	N	2
11/2019	0.00	N	0	0.00	N	0	0.61	N	1	0.00	N	0	2.56	N	2
10/2019	0.00	N	0	0.00	N	0	0.57	N	1	0.00	N	0	3.25	N	2
09/2019	0.00	N	0	0.00	N	0	0.57	N	1	0.00	N	0	3.25	N	2
08/2019	0.00	N	0	0.00	N	0	0.53	N	1	0.00	N	0	3.25	N	2
07/2019	0.00	N	0	0.00	N	0	0.50	N	1	0.00	N	0	3.25	N	2
06/2019	0.00	N	0	0.00	N	0	0.44	N	1	0.00	N	0	2.60	N	2
05/2019	0.00	N	0	0.00	N	0	0.44	N	1	0.00	N	0	2.60	N	2
04/2019	0.00	N	0	0.00	N	0	0.44	N	1	0.00	N	0	0.50	N	1
03/2019	0.00	N	0	0.00	N	0	0.44	N	1	0.00	N	0	0.50	N	1
02/2019	0.00	N	0	0.00	N	0	0.76	N	1	0.00	N	0	0.50	N	1
01/2019	0.00	N	0	0.00	N	0	0.72	N	1	0.00	N	0	0.50	N	1
12/2018	0.00	N	0	0.00	N	0	0.80	N	1	0.00	N	0	0.66	N	1
11/2018	0.00	N	0	0.00	N	0	0.76	N	1	0.00	N	0	0.57	N	1
10/2018	0.00	N	0	0.00	N	0	0.66	N	1	0.00	N	0	0.75	N	1
09/2018	0.00	N	0	0.00	N	0	0.76	N	1	0.00	N	0	0.75	N	1
08/2018	0.00	N	0	0.00	N	0	0.72	N	1	0.00	N	0	0.75	N	1
07/2018	0.00	N	0	0.00	N	0	1.20	N	1	0.00	N	0	0.75	N	1
06/2018	0.00	N	0	0.00	N	0	1.41	N	1	0.00	N	0	1.20	N	1
05/2018	0.00	N	0	0.00	N	0	1.33	N	1	0.00	N	0	1.00	N	1
04/2018	0.00	N	0	0.00	N	0	2.66	N	1	0.00	N	0	0.00	N	0
03/2018	0.00	N	0	0.00	N	0	2.66	N	1	0.00	N	0	0.00	N	0
02/2018	0.00	N	0	0.00	N	0	0.00	N	0	0.00	N	0	0.00	N	0
01/2018	0.00	N	0	0.00	N	0	0.00	N	0	0.00	N	0	0.00	N	0
12/2017	0.00	N	0	0.00	N	0	0.00	N	0	0.00	N	0	0.00	N	0
11/2017	0.00	N	0	0.00	N	0	0.00	N	0	0.00	N	0	0.00	N	0
10/2017	0.00	N	0	0.00	N	0	0.00	N	0	0.00	N	0	0.00	N	0
09/2017	0.00	N	0	0.00	N	0	0.00	N	0	0.00	N	0	0.00	N	0
08/2017	0.00	N	0	0.00	N	0	0.00	N	0	0.00	N	0	0.00	N	0
07/2017	0.00	N	0	0.00	N	0	0.00	N	0	0.00	N	0	0.00	N	0
06/2017	0.00	N	0	0.00	N	0	0.00	N	0	0.00	N	0	0.00	N	0
05/2017	0.00	N	0	0.00	N	0	0.00	N	0	0.00	N	0	0.00	N	0
04/2017	0.00	N	0	0.00	N	0	0.00	N	0	0.00	N	0	0.00	N	0

* BASIC Measures are the absolute SMS scores that are compared within each Safety Event Group to determine the BASIC Score percentiles.

KPI: BASIC Measures by Fleet Size and Cargo Group ToC														
Fleet Size: 1-5 PUs														
	Unsafe Driving		Hours of Service		Driver Fitness		Controlled Substance		Vehicle Maintenance		HM Compliance		Crash	
Cargo Group (Companies)	Avg.	Comp. to Avg.	Avg.	Comp. to Avg.	Avg.	Comp. to Avg.	Avg.	Comp. to Avg.	Avg.	Comp. to Avg.	Avg.	Comp. to Avg.	Avg.	Comp. to Avg.
General Freight (487017)	0.79	Better	0.23	Better	0.20	Better	0.02	Better	1.90	Better	0.01	Better	0.06	Better
US CALI CARGO INC	0.00		0.00		0.00		0.00		0.40		0.00		0.00	

Estimated ISS Score: **1 Pass** **ToC** [About the Inspection Selection System](#)



Estimated ISS Score History - Table ToC

Date	Estimated ISS Score	Recommendation	Algorithm
12/27/2024	1	Pass	Safety Algorithm
11/29/2024	1	Pass	Safety Algorithm
10/25/2024	1	Pass	Safety Algorithm
09/27/2024	1	Pass	Safety Algorithm
08/30/2024	1	Pass	Safety Algorithm
07/26/2024	1	Pass	Safety Algorithm
06/28/2024	1	Pass	Safety Algorithm
05/31/2024	1	Pass	Safety Algorithm
04/26/2024	1	Pass	Safety Algorithm
03/29/2024	1	Pass	Safety Algorithm
02/23/2024	1	Pass	Safety Algorithm
01/26/2024	1	Pass	Safety Algorithm
12/29/2023	1	Pass	Safety Algorithm
11/24/2023	1	Pass	Safety Algorithm
10/27/2023	1	Pass	Safety Algorithm
09/29/2023	1	Pass	Safety Algorithm
08/25/2023	1	Pass	Safety Algorithm
07/28/2023	1	Pass	Safety Algorithm
06/30/2023	1	Pass	Safety Algorithm
05/26/2023	1	Pass	Safety Algorithm
04/28/2023	1	Pass	Safety Algorithm
03/31/2023	1	Pass	Safety Algorithm
02/24/2023	2	Pass	Safety Algorithm
01/27/2023	2	Pass	Safety Algorithm
12/30/2022	1	Pass	Safety Algorithm
11/25/2022	2	Pass	Safety Algorithm
10/28/2022	2	Pass	Safety Algorithm
09/30/2022	2	Pass	Safety Algorithm
08/26/2022	2	Pass	Safety Algorithm
07/29/2022	28	Pass	Safety Algorithm
06/24/2022	28	Pass	Safety Algorithm
05/27/2022	2	Pass	Safety Algorithm
04/29/2022	2	Pass	Safety Algorithm
03/25/2022	2	Pass	Safety Algorithm
02/25/2022	3	Pass	Safety Algorithm
01/28/2022	1	Pass	Safety Algorithm
12/31/2021	1	Pass	Safety Algorithm
11/26/2021	1	Pass	Safety Algorithm
10/29/2021	1	Pass	Safety Algorithm
09/24/2021	1	Pass	Safety Algorithm
08/27/2021	1	Pass	Safety Algorithm
07/30/2021	1	Pass	Safety Algorithm
06/25/2021	1	Pass	Safety Algorithm
05/28/2021	1	Pass	Safety Algorithm
04/30/2021	1	Pass	Safety Algorithm
03/26/2021	1	Pass	Safety Algorithm
02/26/2021	71	Optional Inspect	Insufficient Data Algorithm
01/29/2021	71	Optional Inspect	Insufficient Data Algorithm
12/18/2020	1	Pass	Safety Algorithm
11/27/2020	1	Pass	Safety Algorithm
10/30/2020	1	Pass	Safety Algorithm
09/25/2020	1	Pass	Safety Algorithm
08/28/2020	1	Pass	Safety Algorithm
07/31/2020	1	Pass	Safety Algorithm
06/26/2020	1	Pass	Safety Algorithm
05/29/2020	1	Pass	Safety Algorithm
04/24/2020	1	Pass	Safety Algorithm
03/27/2020	1	Pass	Safety Algorithm



02/28/2020	1	Pass	Safety Algorithm
01/31/2020	1	Pass	Safety Algorithm
12/27/2019	1	Pass	Safety Algorithm
11/29/2019	1	Pass	Safety Algorithm
10/25/2019	1	Pass	Safety Algorithm
09/27/2019	1	Pass	Safety Algorithm
08/30/2019	1	Pass	Safety Algorithm
07/26/2019	1	Pass	Safety Algorithm
06/28/2019	1	Pass	Safety Algorithm
05/31/2019	1	Pass	Safety Algorithm
04/26/2019	1	Pass	Safety Algorithm
03/29/2019	1	Pass	Safety Algorithm
02/22/2019	1	Pass	Safety Algorithm
01/25/2019	1	Pass	Safety Algorithm
12/28/2018	1	Pass	Safety Algorithm
11/30/2018	1	Pass	Safety Algorithm
10/26/2018	1	Pass	Safety Algorithm
09/28/2018	1	Pass	Safety Algorithm
08/31/2018	1	Pass	Safety Algorithm
07/27/2018	1	Pass	Safety Algorithm
06/29/2018	1	Pass	Safety Algorithm
05/25/2018	1	Pass	Safety Algorithm
04/27/2018	1	Pass	Safety Algorithm
03/30/2018	1	Pass	Safety Algorithm
02/23/2018	60	Optional Inspect	Insufficient Data Algorithm
11/17/2017	63	Optional Inspect	Insufficient Data Algorithm
10/27/2017	63	Optional Inspect	Insufficient Data Algorithm
09/29/2017	63	Optional Inspect	Insufficient Data Algorithm
08/25/2017	63	Optional Inspect	Insufficient Data Algorithm
07/28/2017	63	Optional Inspect	Insufficient Data Algorithm
06/30/2017	63	Optional Inspect	Insufficient Data Algorithm
05/26/2017	63	Optional Inspect	Insufficient Data Algorithm
04/28/2017	63	Optional Inspect	Insufficient Data Algorithm

Investigation Results [ToC](#)

No Investigations reported on FMCSA website

Penalties History [ToC](#)

There is a problem with the Penalties data on FMCSA website.

Acute Critical Violations (Based on Investigations as per CSA Methodology Appendix A) [ToC](#)

No Data

No red flag violations in the last 24 months

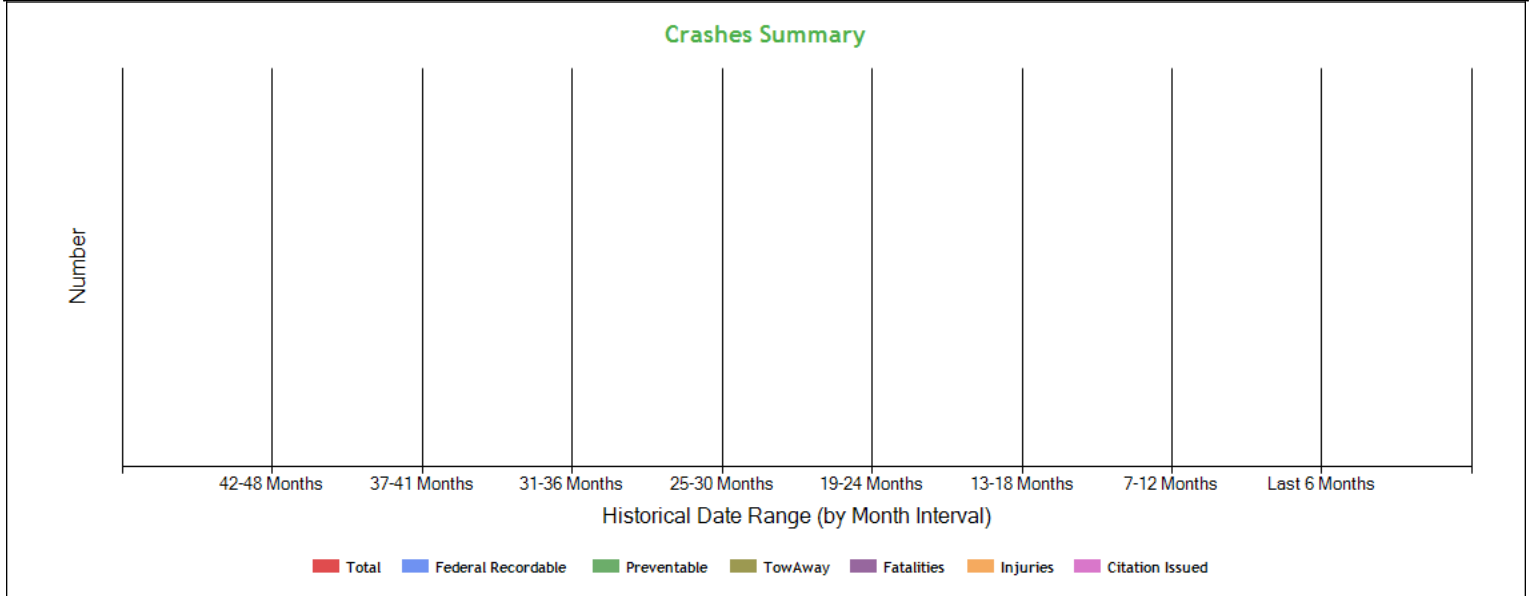


DOT Registration Information: The following information on this specific DOT # is from the Federal DOT (as of Operating Authority

DOT Registration: 04/04/2017		Total Power Units: 1		Total Trucks: 1		Total Trailers: 0		Total Passenger Vehicles: 0	
Status	Entity Type	Organization Type	Nation		Total Cars		Drivers / CDL Drivers		
A	C	-	US		0		1 / 1		
MCS-150 Date	Op Codes	Shipper Op Codes	Shipper HazMat Op Codes		Latest Review Type		Latest Review Document Number(Date)		
04/22/2024	A						- (01/01/1900)		
MCS-150 Mileage (Year)	Record Update Date	Transports Hazmats	DOT Census Date		Recordable Accident Rate		Preventable Accident Rate		
45,707 (2023)	04/22/2024	N	04/04/2017		0%		0%		
MCS-151 Mileage	Safety Rating (Date)	SEA Accident	SEA Driver		SEA Vehicle		SEA Management		
0	None (None)	0%	0%		0%		0%		
Classification Codes		Cargo Carried (per MCS-150)							
Authorized-For-Hire		General Freight							

DOT MCS-150 History ToC			(as of 05/09/2023 DOT census)						
Census Date	MCS-150 Date	MCS-150 Mileage	VMT Year	Power Units	Drivers	Trailers	Company Rep1	Company Rep2	Email
5/9/2023	4/18/2023	44177	2022	1	1	1	DAVINDER SINGH		rajtransport23@gmail.com
2/9/2023	2/7/2023	44177	2022	1	1	1	DAVINDER SINGH		rajtransport23@gmail.com
8/9/2022	7/15/2022	41432	2021	1	1	1	DAVINDER SINGH		rajtransport23@gmail.com
7/9/2022	7/5/2022	41432	2021	1	1	1	DAVINDER SINGH		rajtransport23@gmail.com
2/9/2022	2/3/2022	102558	2020	1	1	1	DAVINDER SINGH		rajtransport23@gmail.com
3/9/2021	2/12/2021	102558	2020	1	1	1	DAVINDER SINGH		rajtransport23@gmail.com
3/9/2020	2/18/2020	95788	2019	1	1	1	DAVINDER SINGH		rajtransport23@gmail.com
6/9/2019	5/29/2019	95788	2018	1	1	1	DAVINDER SINGH		rajtransport23@gmail.com
8/9/2018	6/29/2018	5619	2017	1	1	1	DAVINDER SINGH		DAVINDERSRAN1984@GMAIL.COM
4/11/2017	4/4/2017	0		1	1	0	DAVINDER SINGH		DAVINDERSRAN1984@GMAIL.COM

Crash Summary Chart ToCCrashes Summary - Chart (based on all available crash data)





Crashes Summary - Table (based on all available crash data) ToC

	TOTAL	Last 6 months	7-12 months	13-18 months	19-24 months	25-30 months	30-36 months	37-41 months	42-48 months	Over 49 months
Total Reportable	1	0	0	0	0	0	0	0	0	1
Fatalities	0	0	0	0	0	0	0	0	0	0
Injuries	1	0	0	0	0	0	0	0	0	1
Tow Away	1	0	0	0	0	0	0	0	0	1
With Citations	0	0	0	0	0	0	0	0	0	0
Federal Recordable	1	0	0	0	0	0	0	0	0	1
Preventable	1	0	0	0	0	0	0	0	0	1
Crash per Pwr Unit	-	0.0%	0.0%	0.0%	0.0%	0.0%	0.0%	0.0%	0.0%	-

Inspection Summary ToC

The following inspection information is based on results for 24 months prior to: 01/19/2025. Please note that the total inspections number is not necessarily the total of the vehicle, driver and hazmat inspections, as one inspection may have included any combination of the below inspections.

Overall	Vehicle	Driver	Hazmat
<i>(Please note that the total inspections number is not necessarily the total of the vehicle, driver and hazmat inspections, as one inspection may have included any combination of the below inspections)</i> Total Inspections: 9 Total Out of Service: 0 Out of Service: 0% National Average: 20.82% Difference: -20.82%	Total Inspections: 7 Total Out of Service: 0 Out of Service: 0.00% National Average: 24.68% Difference: -24.68%	Total Inspections: 9 Total Out of Service: 0 Out of Service: 0.00% National Average: 6.67% Difference: -6.67%	Total Inspections: 0 Total Out of Service: 0 Out of Service: 0.00% National Average: 2.97% Difference: -2.97%

KPI: Inspection Viol OOS Rates by Cargo Group ToC

Cargo Group	OVERALL		VEHICLE		DRIVER		HAZMAT	
	Average	Compared to Average	Average	Compared to Average	Average	Compared to Average	Average	Compared to Average
General Freight	28.74%	Better	24.98%	Better	12.59%	Better	0.22%	Better
US CALI CARGO INC	0%		0%		0%		0%	

FHWA Registration Information: The following data on this Motor Carrier is from the Federal Hwy Administration (as of 1/3/2025)

Docket Number	DOT Number	Company Name	DBA Name	Address	City	State	Country	ZIP Code
MC020121	2993267	US CALI CARGO INC		198 NORTHGATE DRIVE APT-111	MANTECA	CA	US	95336
Phone Number	Fax Number	Mail Address	Mail City	Mail State	Mail Contry	Mail ZIP Code	Mail Phone Number	Mail Fax Number
(559)-691-7845								
Date of Last Change	Freight	Passenger	Household Goods	Active Authority	Pending Authority	Revocation Pending Authority		
1/3/2025	Y	N	N	/ Contract /	/	/ Contract /		

Insurance Required (as of 01/03/2025) ToC

Docket Number	Insurance Type	Insurance Required	Insurance on File
MC020121	BIPD	\$750k	\$750k
MC020121	Cargo	No	No
MC020121	Bond	No	No



Active / Pending Insurance (as of 01/03/2025)

Docket Number	Form	Type	Insurance Carrier	Policy/Surety	Coverage From	Coverage To	Required	On File	Effective Date	Cancel Date
MC020121	91X	BIPD/Primary	NORTHLAND INSURANCE COMPANY	WN361909	\$0k	\$750k	\$750k	\$750k	01/25/2024	01/28/2025

Insurance History (as of 01/03/2025)

Docket Number	Form	Type	Insurance Carrier	Policy/Surety	Coverage From	Coverage To	Effective Date From	Effective Date To
MC020121	91X	BIPD/Primary	NORTHLAND INSURANCE COMPANY	WN341103	\$0k	\$750k	03/01/2023	03/04/2024 Name Changed
MC020121	91X	BIPD/Primary	NORTHLAND INSURANCE COMPANY	WN341103	\$0k	\$750k	03/01/2023	01/25/2024 Replaced
MC020121	91X	BIPD/Primary	NORTHLAND INSURANCE COMPANY	WN296883	\$0k	\$750k	11/15/2020	03/01/2023 Replaced
MC020121	91X	BIPD/Primary	UNITED SPECIALTY INSURANCE COMPANY	KYL-0000456-00	\$0k	\$750k	11/15/2019	11/15/2020 Cancelled
MC020121	91X	BIPD/Primary	WESCO INSURANCE COMPANY	WMC1596166	\$0k	\$750k	11/15/2018	11/15/2019 Cancelled
MC020121	91X	BIPD/Primary	WESCO INSURANCE COMPANY	WMC1596166	\$0k	\$750k	11/15/2018	03/08/2019 Cancelled
MC020121	91X	BIPD/Primary	WESCO INSURANCE COMPANY	WMC1596166	\$0k	\$750k	11/15/2018	11/15/2018 Replaced
MC020121	91X	BIPD/Primary	WESCO INSURANCE COMPANY	WMC1596166	\$0k	\$750k	11/15/2017	11/15/2018 Cancelled

FHWA Authorities (as of 01/03/2025) ToC

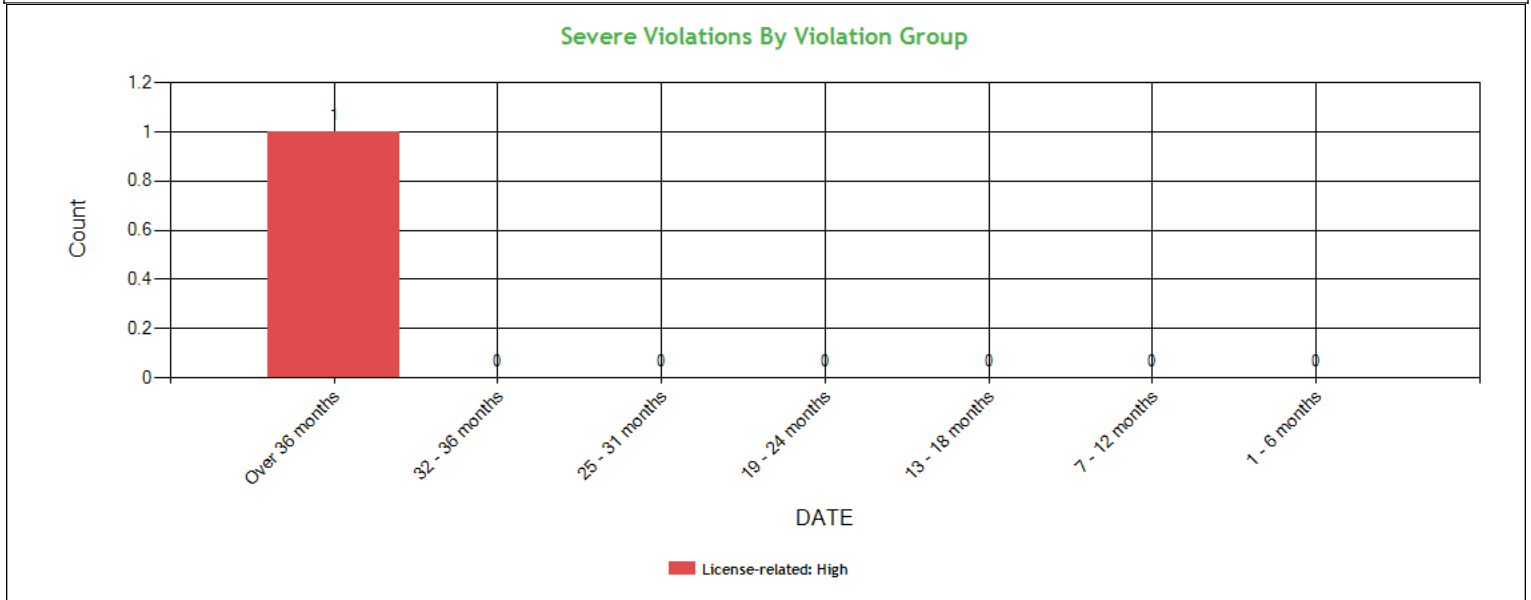
Docket#	L&I Name	Active Authority	Inactive Authority	Pending Authority	Revocation Pending Authority	Freight	Passenger	Household Goods
MC020121	US CALI CARGO INC	Contract /			Contract /	Yes	No	No

Authority History (as of 01/03/2025)

Docket Number	Sub	Auth Type	Original Action	Disposition
MC020121		CONTRACT	INVOLUNTARY REVOCATION 1/29/2024 12:00:00 AM	DISCONTINUED REVOCATION 1/31/2024 12:00:00 AM
MC020121		CONTRACT	INVOLUNTARY REVOCATION 10/19/2020 12:00:00 AM	DISCONTINUED REVOCATION 11/12/2020 12:00:00 AM
MC020121		CONTRACT	INVOLUNTARY REVOCATION 10/21/2019 12:00:00 AM	DISCONTINUED REVOCATION 11/18/2019 12:00:00 AM
MC020121		CONTRACT	INVOLUNTARY REVOCATION 10/19/2018 12:00:00 AM	DISCONTINUED REVOCATION 11/16/2018 12:00:00 AM
MC020121		CONTRACT	GRANTED 11/28/2017 12:00:00 AM	



Severe Violations (i.e. those with >= 8 points) - Chart : 1 Violations 1 occurrences ToC



Severe Violations (i.e. those with >= 8 points) - Table : 1 Violations 1 occurrences ToC

Code	Description	Category	BASIC Weight	Total count	Last 6 month s	7-12 month s	13-18 month s	19-24 month s	25-31 month s	32-36 month s	Over 36 month s
383.21	Operating a CMV with more than one driver license	License-related: High	8	1	0	0	0	0	0	0	1

Violation Report ToC

Inspection Date	Inspection State	BASIC	Violation Description	OOS	VIN	Severity Points
12/08/2023	CA	Vehicle Maintenance	393.45B2 - Failing to secure brake hose/tubing against mechanical damage	No	3AKJGLDR3ESFJ7728	4
02/13/2023	CA	-	392.2AU - State Operating Authority Violation	No	3AKJGLDR3ESFJ7728	0
12/09/2022	CA	Unsafe Driving	392.2C - Failure to obey traffic control device	No	3AKJGLDR3ESFJ7728	5
11/17/2021	CA	Vehicle Maintenance	393.47A - Inadequate brakes for safe stopping	No	3H3V532C6KR005807	4
11/17/2021	CA	Vehicle Maintenance	396.5BHWSLIW - Hubs - Wheel seal leaking - inner wheel	Yes	3H3V532C6KR005807	2
03/05/2021	OR	Hours-Of-Service	395.8E - False report of drivers record of duty status	Yes	3AKJGLDR3ESFJ7728	7
05/11/2019	CA	Vehicle Maintenance	393.47E - Clamp/Roto-Chamber type brake(s) out of adjustment	No	3H3V532C6KR005807	4
05/11/2019	CA	Vehicle Maintenance	393.53B - Automatic brake adjuster CMV manufactured on or after 10/20/1994 - air brake	No	3H3V532C6KR005807	4
04/28/2018	WA	Vehicle Maintenance	396.3A1 - Inspection/repair and maintenance parts and accessories	No	3AKJGLDR3ESFJ7728	2
02/23/2018	WA	Driver Fitness	383.21 - Operating a CMV with more than one driver license	No	3AKJGLDR3ESFJ7728	8

No filters were applied when generating this report, see the live report for more options.

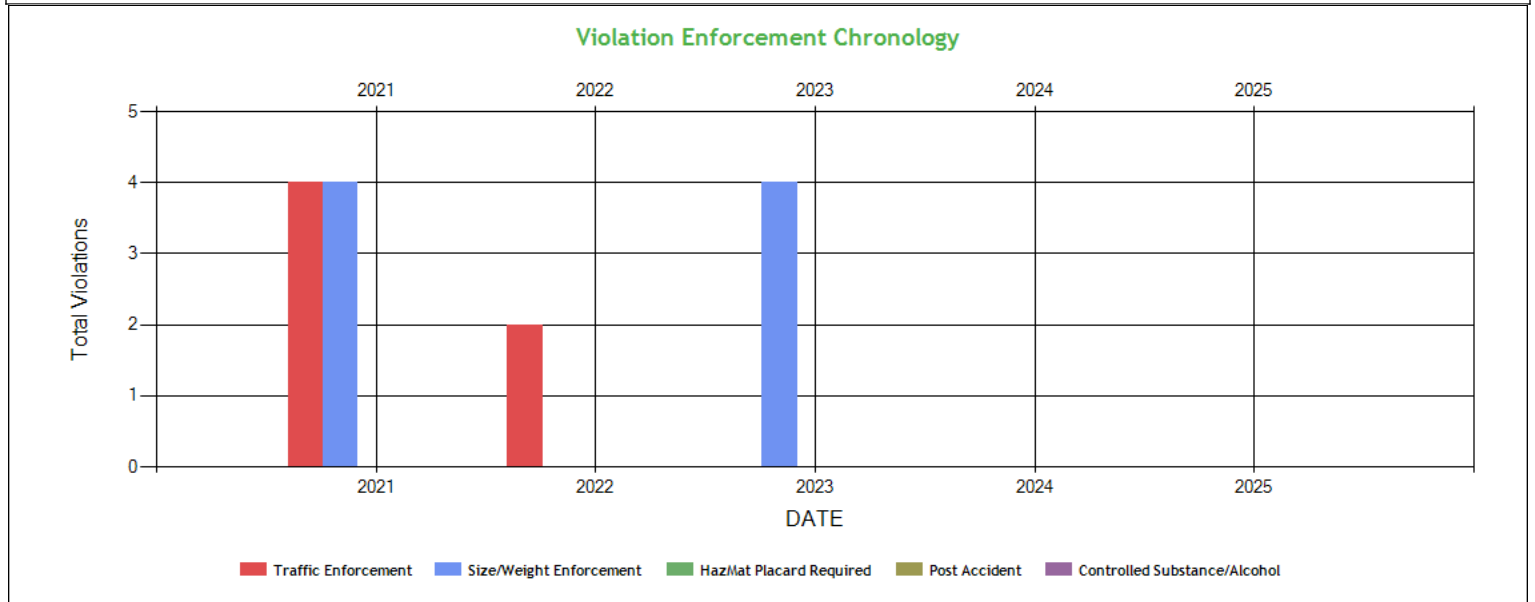


Violation Summary [ToC](#)

BASIC	Violation Group	Code	Description	# of Violations	# of OOS Violations	Severity Points
Vehicle Maintenance	Brakes, All Others	393.45B2	Failing to secure brake hose/tubing against mechanical damage	1	0	4
	Not used in SMS Calculation	392.2AU	State Operating Authority Violation	1	0	0

No filters were applied when generating this report, see the live report for more options.

Violation Enforcement Chronology - Chart [ToC](#)

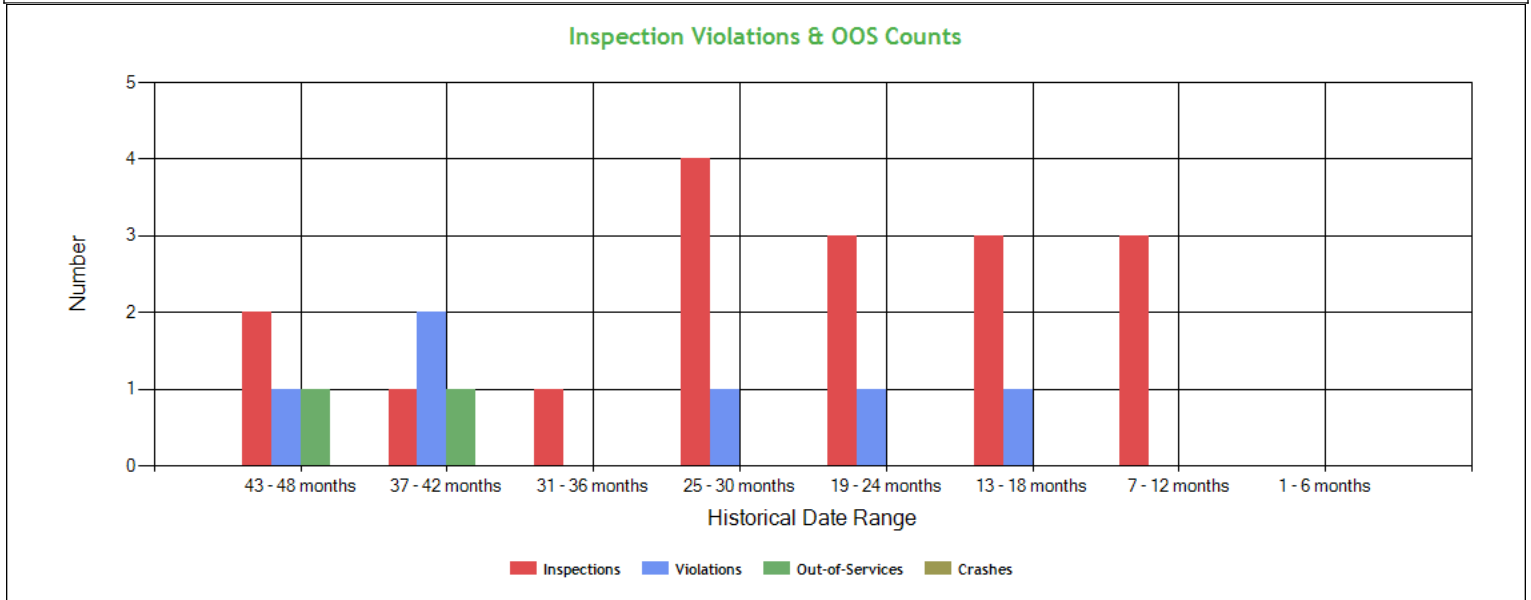


Violation Enforcement Chronology - Table [ToC](#)

	2021	2022	2023	2024	2025
Traffic Enforcement	4	2	0	0	0
Size/Weight Enforcement	4	0	4	0	0
HazMat Placard Required	0	0	0	0	0
Post Accident	0	0	0	0	0
Controlled Substance/Alcohol	0	0	0	0	0



Inspection Violations & OOS Counts - Chart [ToC](#)



Inspection Violations & OOS Counts - Table [ToC](#)

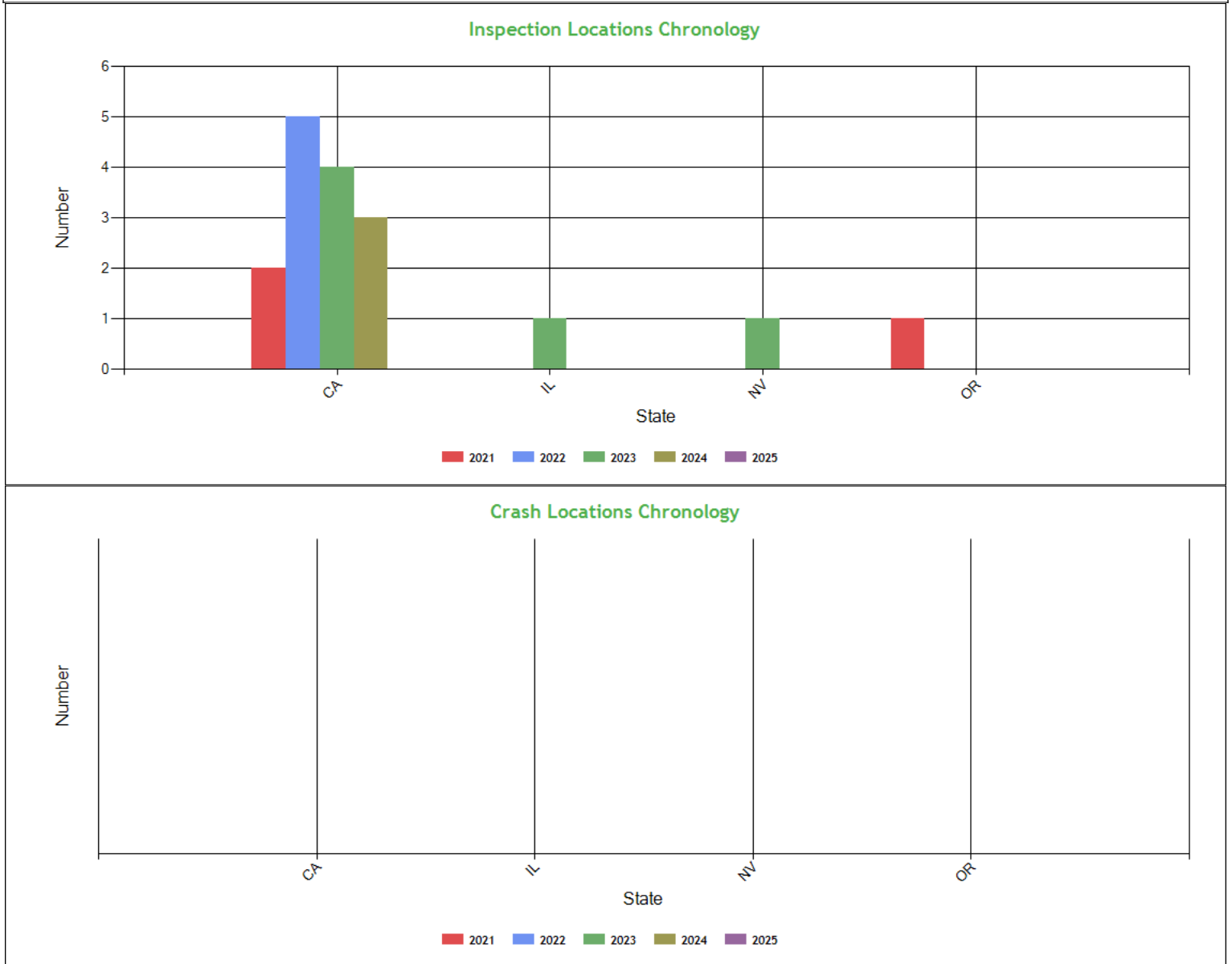
Date Range	Inspections	Violations	Out-of-Services	Crashes
TOTAL	17	6	2	0
1 - 6 months	0	0	0	0
7 - 12 months	3	0	0	0
13 - 18 months	3	1	0	0
19 - 24 months	3	1	0	0
25 - 30 months	4	1	0	0
31 - 36 months	1	0	0	0
37 - 42 months	1	2	1	0
43 - 48 months	2	1	1	0

Radius of Operation (based on Inspections and Crashes during the past 3 years) [ToC](#)

	Total	Drive between 0 and 50 miles radius	Drive between 51 and 200 miles radius	Drive between 201 and 300 miles radius	Drive between 301 and 400 miles radius	Drive between 401 and 500 miles radius	Drive between 501 and 600 miles radius	Drive beyond 600 miles radius
Power Units (i.e. unique VINs)	2	0	0	0	1	0	0	1
Percent	100%	0%	0%	0%	50%	0%	0%	50%



Inspection & Crash Locations - Chart [ToC](#)



Inspection & Crash Locations - Table [ToC](#)

State	Inspections					Violations					Out-of-Services					Crashes				
	2021	2022	2023	2024	2025	2021	2022	2023	2024	2025	2021	2022	2023	2024	2025	2021	2022	2023	2024	2025
TOTAL	3	5	6	3	0	3	1	2	0	0	2	0	0	0	0	0	0	0	0	0
CA	2	5	4	3	0	2	1	2	0	0	1	0	0	0	0	0	0	0	0	0
IL	0	0	1	0	0	0	0	0	0	0	0	0	0	0	0	0	0	0	0	0
NV	0	0	1	0	0	0	0	0	0	0	0	0	0	0	0	0	0	0	0	0
OR	1	0	0	0	0	1	0	0	0	0	1	0	0	0	0	0	0	0	0	0

Hot Spot Summary [ToC](#)

Year	Month	Level 5	Level 5 %	Level 4	Level 4 %	Level 3	Level 3 %	Level 2	Level 2 %	Level 1	Level 1 %	Level 0	Level 0 %	Levels 1 - 5	Levels 1 - 5 %
------	-------	---------	-----------	---------	-----------	---------	-----------	---------	-----------	---------	-----------	---------	-----------	--------------	----------------



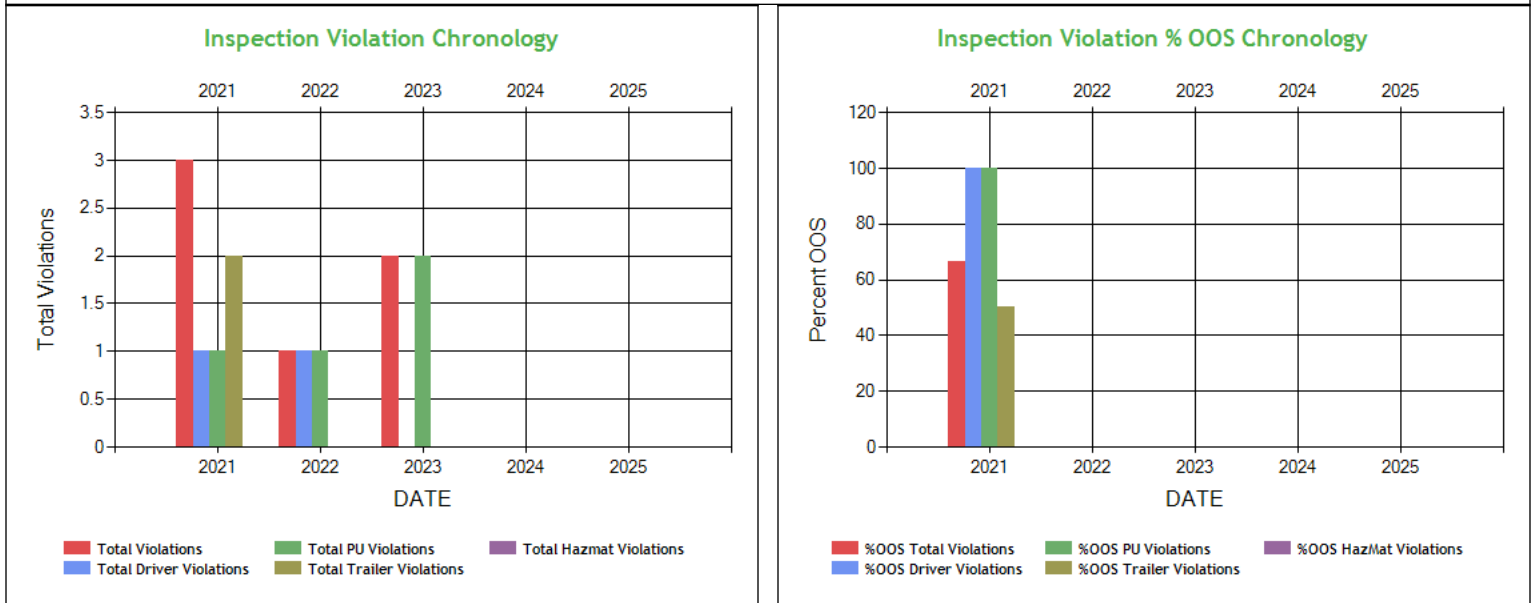
2024	June (Partial)	1	33.33%	0	0.00%	0	0.00%	0	0.00%	0	0.00%	0	0.00%	1	33.33%
2024	March	0	0.00%	0	0.00%	1	33.33%	0	0.00%	0	0.00%	0	0.00%	1	33.33%
2024	January	1	33.33%	0	0.00%	0	0.00%	0	0.00%	0	0.00%	0	0.00%	1	33.33%
Totals		2	66.66%	0	0.00%	1	33.33%	0	0.00%	0	0.00%	0	0.00%	3	99.99%

Hot Spot Analysis

State	County	Level	Count	Percentage
CA	Kern	5	2	66.67%
CA	Merced	3	1	33.33%

Report generated using the last 12 full months of inspection data

Inspection Violation % OOS Chronology - Chart ToC

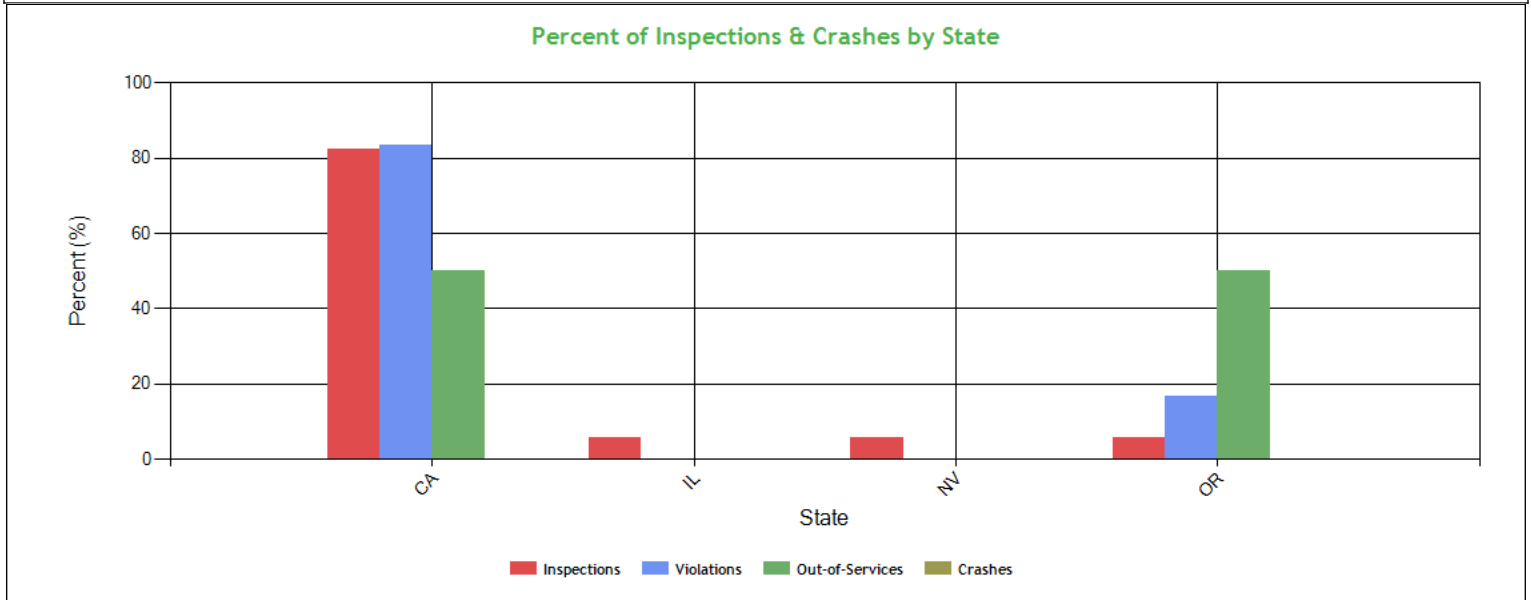


Inspection Violation % OOS Chronology - Table ToC

	2021	2022	2023	2024	2025
Total Violations	3	1	2	0	0
Total Out Of Services	2	0	0	0	0
%OOS Total Violations	66.67	0	0	0	0
Total Driver Violations	1	1	0	0	0
Total Driver Out Of Services	1	0	0	0	0
%OOS Driver Violations	100	0	0	0	0
Total PU Violations	1	1	2	0	0
Total PU Out Of Services	1	0	0	0	0
%OOS PU Violations	100	0	0	0	0
Total Trailer Violations	2	0	0	0	0
Total Trailer Out Of Services	1	0	0	0	0
%OOS Trailer Violations	50.0	0	0	0	0
Total Hazmat Violations	0	0	0	0	0
Total Hazmat Out Of Services	0	0	0	0	0
%OOS HazMat Violations	0	0	0	0	0



Percent of Insp & Crash by State - Chart **ToC**



Percent of Insp & Crash by State - Table (based on Inspection data from the last 4 years) **ToC**

State	Inspections		Violations		Out-of-Services		Crashes	
	Total	Percent	Total	Percent	Total	Percent	Total	Percent
	17	100	6	100	2	100	0	100
CA	14	82.4	5	83.3	1	50	0	0
IL	1	5.9	0	0	0	0	0	0
NV	1	5.9	0	0	0	0	0	0
OR	1	5.9	1	16.7	1	50	0	0

VIN Insp Summary by State (based on inspection from the last 2 years) **ToC**

VIN	Insp	Viol Pts	Counts in each State							
			CA		IL		NV		OR	
			Insp	Viol Pts	Insp	Viol Pts	Insp	Viol Pts	Insp	Viol Pts
TOTALS	45/ 48*	17/ 22**	14	15	1	0	1	0	1	7
3AKJGLDR3ESFJ7728	15	16	13	9	0	0	1	0	1	7
3H3V532C6KR005807	12	6	11	6	0	0	1	0	0	0
3AKJHHDR5RSVD6497	1	0	0	0	1	0	0	0	0	0

*<Total number of inspections for these 3 VIN(s)>/n<Total number of inspections for these 4 state(s)>

**<Total severity sum for these 3 VIN(s)>/n<Total severity sum for these 4 state(s)>

Violations By Unit Type **ToC**

of Violations: 2 Total Severity: 4 based on inspections in the last 2 years

Violation Unit: Power Unit	# of Violations: 2	Total Severity: 4	% of Total: 100%
Viol. Group: Brakes All Others	# of Violations: 1	Total Severity: 4	% of Total: 100%
Violation	Number of Occurrences	Viol. Severity	Total Severity
393.45B2:Failing to secure brake hose/tubing against mechan	1	4	4
Viol. Group: Not used in SMS Calculation	# of Violations: 1	Total Severity: 0	% of Total: 0%
392.2AU:State Operating Authority Violation	1	0	0



Equipment Ownership [ToC](#)Equipment Ownership (based on MCS-150 dated 4/22/2024)

	Trucks	Tractors	Trailers	Motor Coaches	Vans
Owned	0	1	0	0	0
Term Leased	0	0	0	0	0
Trip Leased	0	0	0	0	0
Total No.	0	1	0	0	0

Equipment Details Power Units [ToC](#)

VIN	Latest Insp Date	Year	Make	Model	Body Class	Body Type	Axles	Len	Fuel Type
3AKJGLDR3ES FJ7728	06/21/2024	2014	FREIGHTLINER	Cascadia	Truck-Tractor	-	-	-	Diesel
3AKJHHDR5RS VD6497	10/19/2023	2024	FREIGHTLINER	-	-	-	-	-	-

Equipment Details Trailers

VIN	Latest Insp Date	Year	Make	Model	Body Class	Body Type	Axles	Len	Fuel Type
3H3V532C6KR0 05807	06/21/2024	2019	HYUNDAI OF MEXICO	HYUNDAI TRANSEAD	Trailer	Van Trailer	2	53	-

Vehicle Age [ToC](#)

Year	# Power Units	PU Percentage	# Trailers	Trailres Percentage
2024	1	50.00%	0	0.00%
2019	0	0.00%	1	100.00%
2014	1	50.00%	0	0.00%

Based on 24 months of inspection data, see the live report for more options

States of Power Unit Registrations [ToC](#)

State	CA	IL	NV	OR
Number of Power Units	1	1	1	1

Equipment Acquisitions - Table [ToC](#)

	Power Units inspected for 1st time in past 12 months	Power Units inspected for 1st time in past 24 months	Power Units inspected during entire date range	Trailers inspected for 1st time in past 12 months	Trailers inspected for 1st time in past 24 months	Trailers inspected during entire date range
Unique VINs	1	2	2	1	1	4
Unique License Plates	1	2	2	1	1	4
License Plate States	1	1	1	1	1	3

Driver Details [ToC](#)Driver Details (based on MCS-150 dated 4/22/2024)

	Within 100 mi	Beyond 100 mi	TOTAL
# Drivers Interstate	0	1	1
# Drivers Intrastate	0	0	0
TOTAL	0	1	/

Avg. # Trip Lease Drivers/Mo: 0 # Drivers Grand Total: 1 # Drivers Commercially Licensed: 1



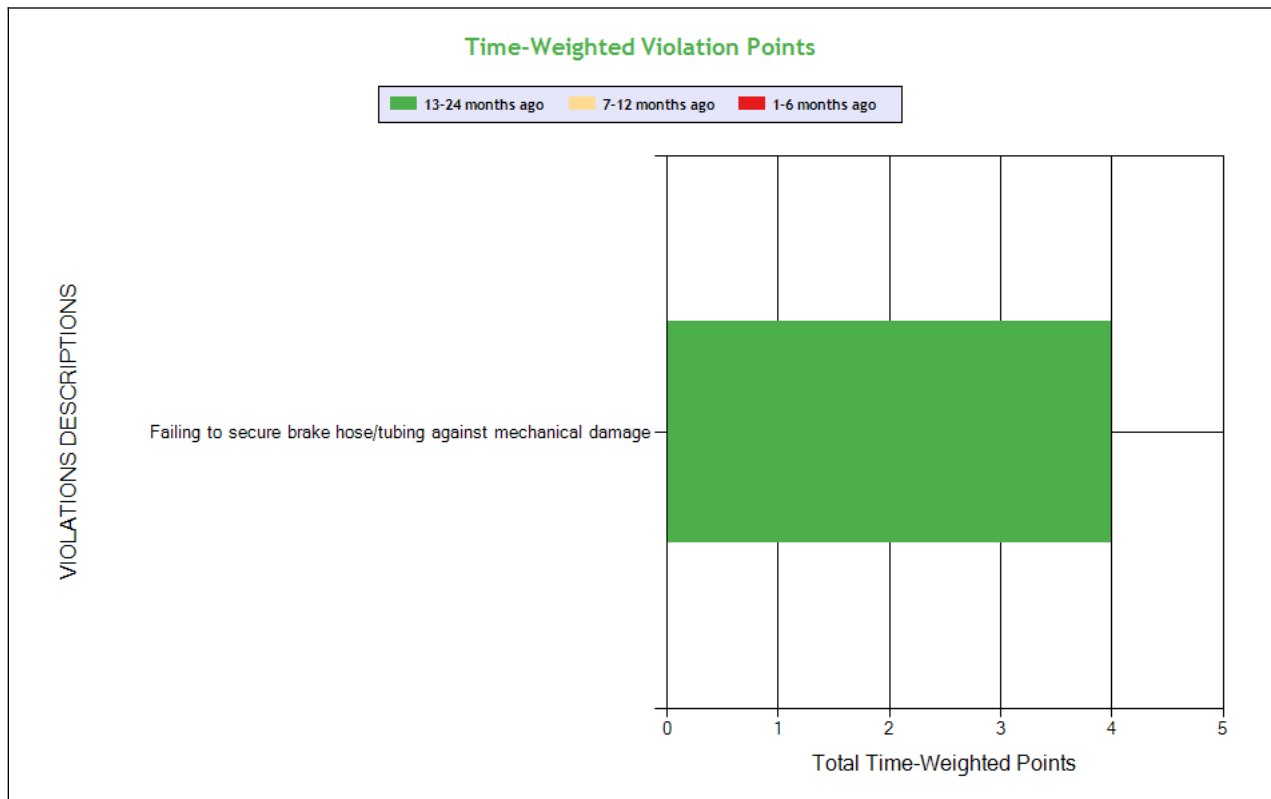
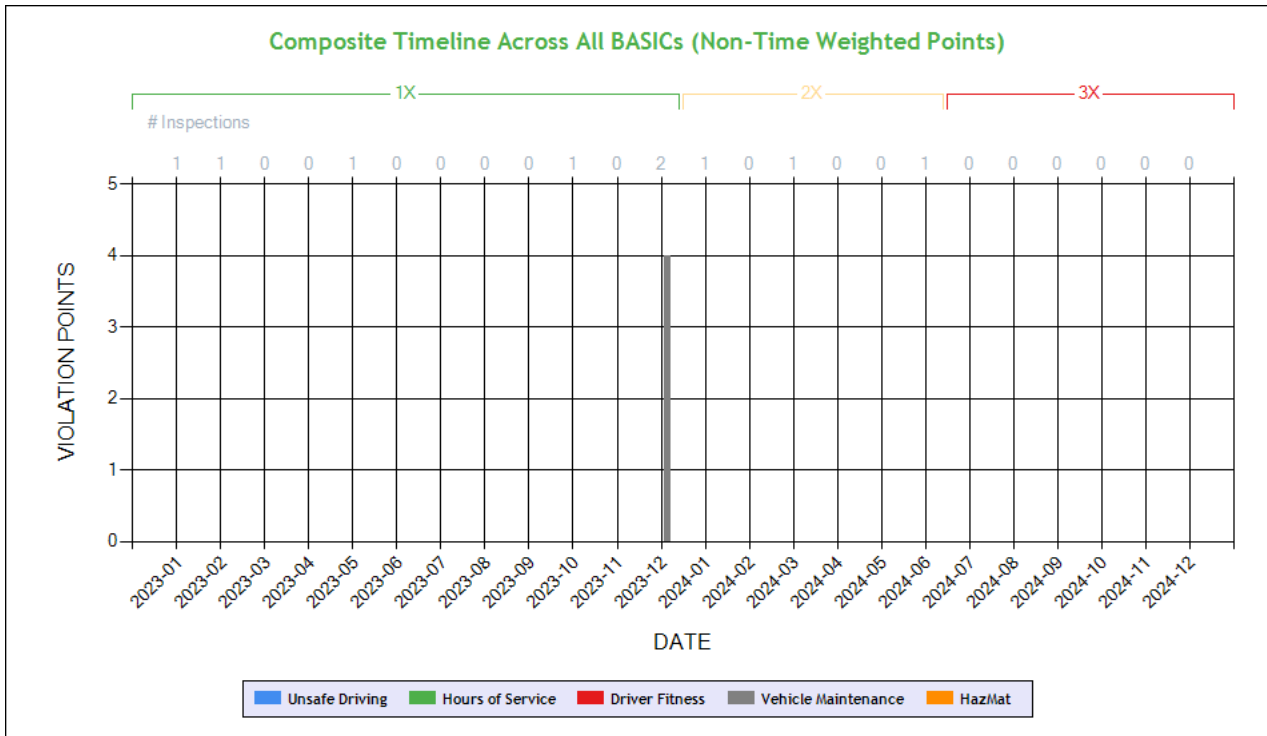
Shared VIN Summary ToC										
Dot No	Company Name	City	State	PU Owned	PU Leased	Trailers Owned	Trailers Leased	VIN	Unit Type	Most recent Insp Date
2576211	GILLSON EXPRESS LLC	LYNDEN	WA	5	0	5	0	3H3V532C6KR005807	Trailer	03/2019

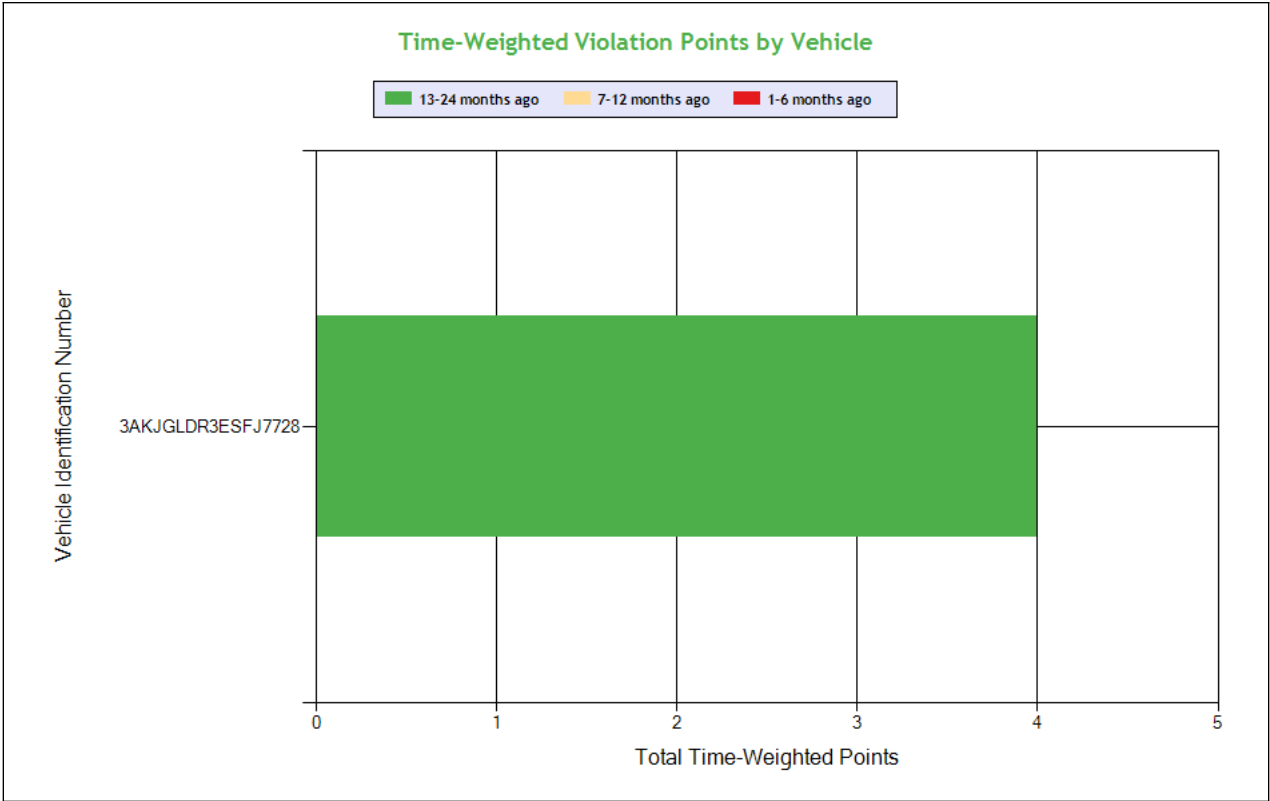
SHIPPERS DETAIL ToC based on Inspection results for the last 4 years

Shipper Name	Number of Inspections	Shipper Name	Number of Inspections
No Shipper listed	9	ANIMAL SUPPLY CO	1
ARDAGH GLASS INC	1	GREIF	1
KIK SOCAL INC.	1	OAK HARBOR FREIGHT	1
UNFI	1	UPS	1
WESTROCK	1		



Carrier Underwriting Report Safety Summary ToC





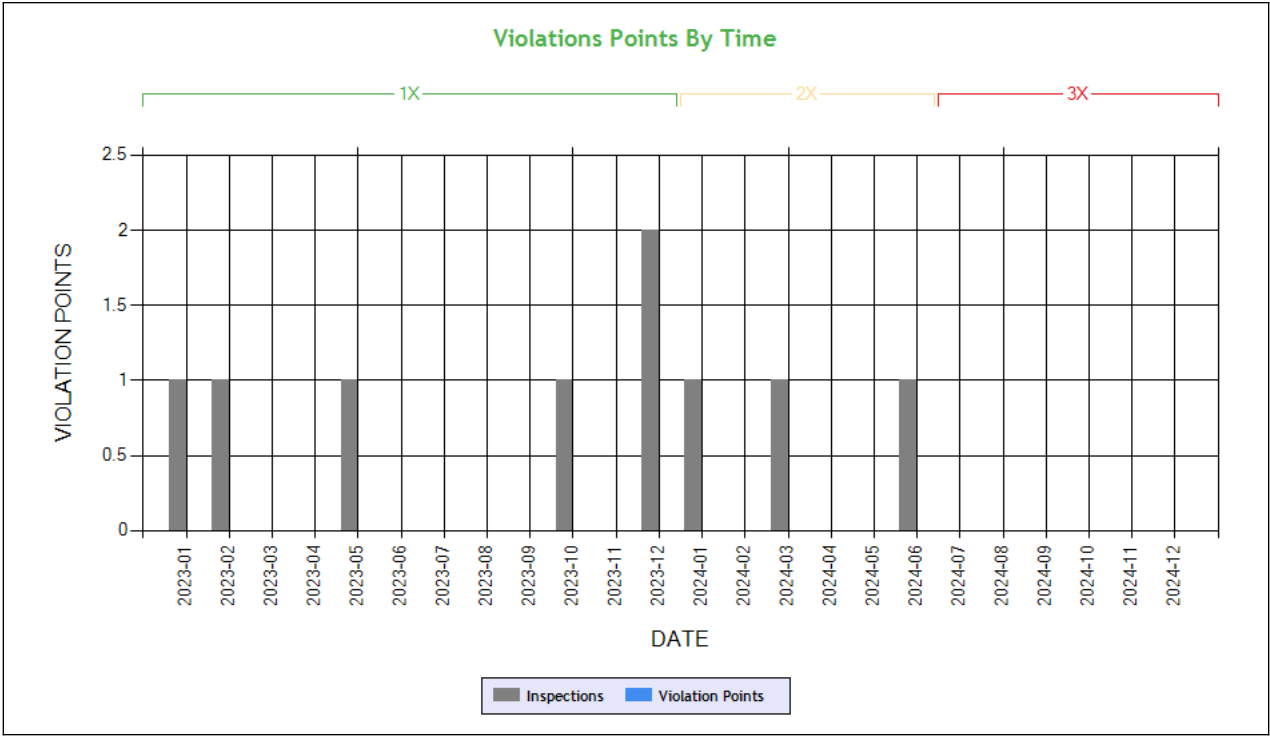
See the Excel file for the complete analysis # Violations is in (1-6/7-12/13-24mo)

Shaded = Out Of Service Violation			
Violation Group			Brakes, All Others
Violation Description	Total Time-weighted Points by VIN	% of Total Time-weighted Points by VIN	Failing to secure brake hose/tubing against mechanical damage
Driver Resp			Yes
Total Time-weighted Points			4
% Total Time-Wt Pts			100
3AKJGLDR3ESFJ7728	4	100	4 (0/0/1)



SAFETY ANALYSIS ToC

Unsafe Driving



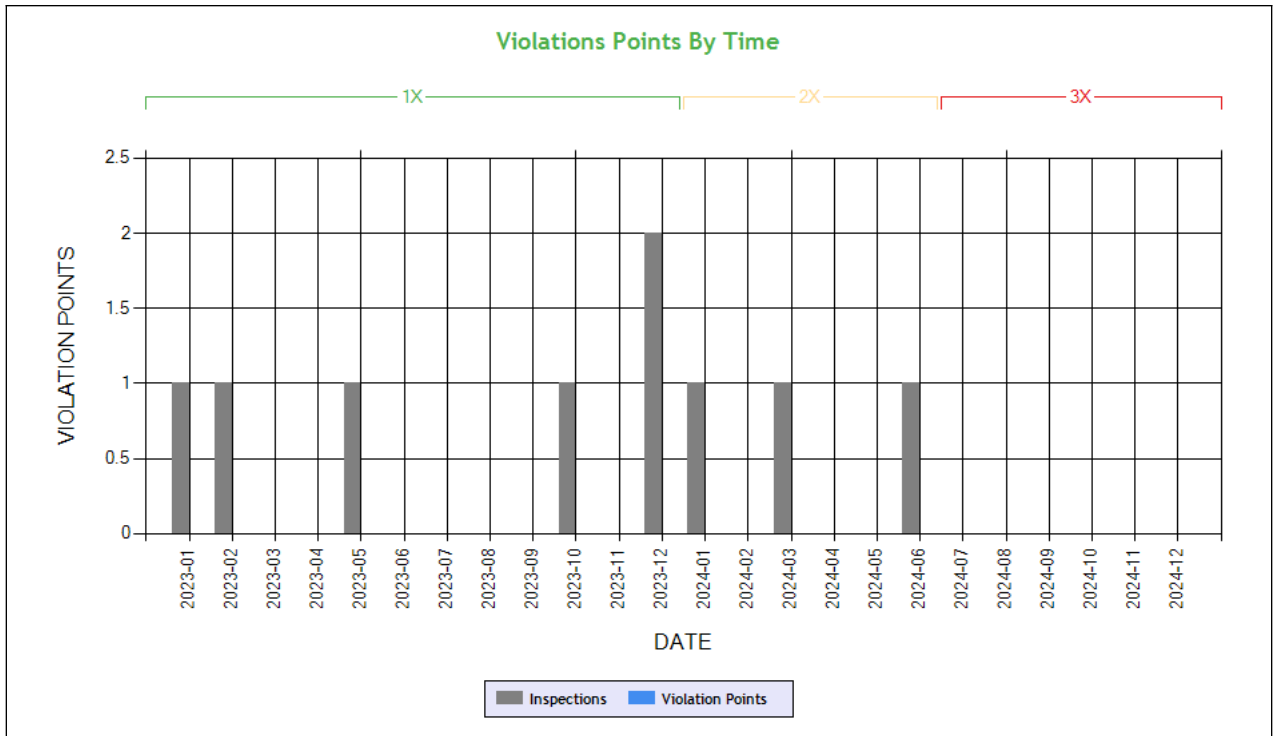
Time-Weighted Violation Points - no data available to draw a chart
Time-Weighted Severity Points by Vehicle - no data available to draw a chart

See the Excel file for the complete analysis # Violations is in (1-6/7-12/13-24mo)

Shaded = Out Of Service Violation		
Violation Group		
Violation Description	Total Time-weighted Points by VIN	% of Total Time-weighted Points by VIN
Driver Resp		
Total Time-weighted Points		
% Total Time-Wt Pts		

HOS Compliance

Time-Weighted Violation Points - no data available to draw a chart
Time-Weighted Severity Points by Vehicle - no data available to draw a chart



Carrier Software
 1-800-646-5152
 info@CarrierSoftware.com

CONFIDENTIAL - Intended for use by Amerigo Insurance Agency - Date: 1/20/2025

US CALI CARGO INC - DOT# 2993267 / MC20121

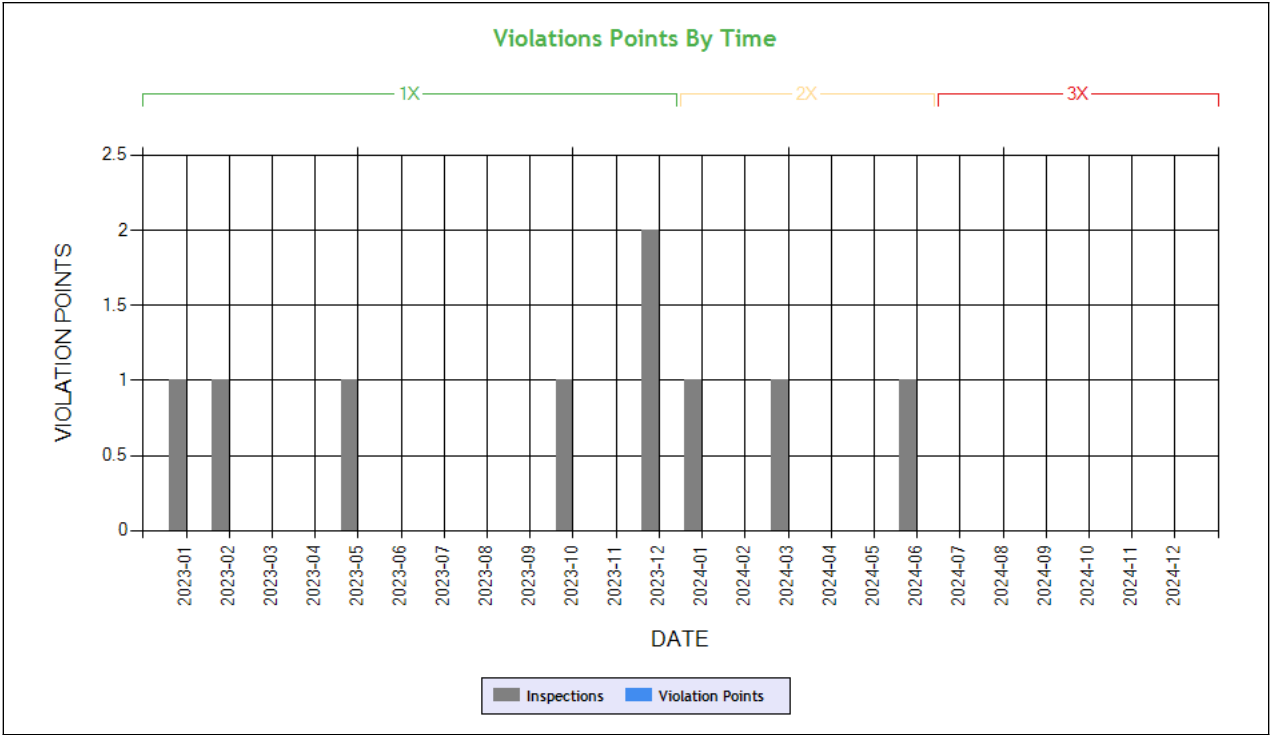
See the Excel file for the complete analysis

Violations is in (1-6/7-12/13-24mo)

Shaded = Out Of Service Violation		
Violation Group		
Violation Description	Total Time-weighted Points by VIN	% of Total Time-weighted Points by VIN
Driver Resp		
Total Time-weighted Points		
% Total Time-Wt Pts		



Driver Fitness



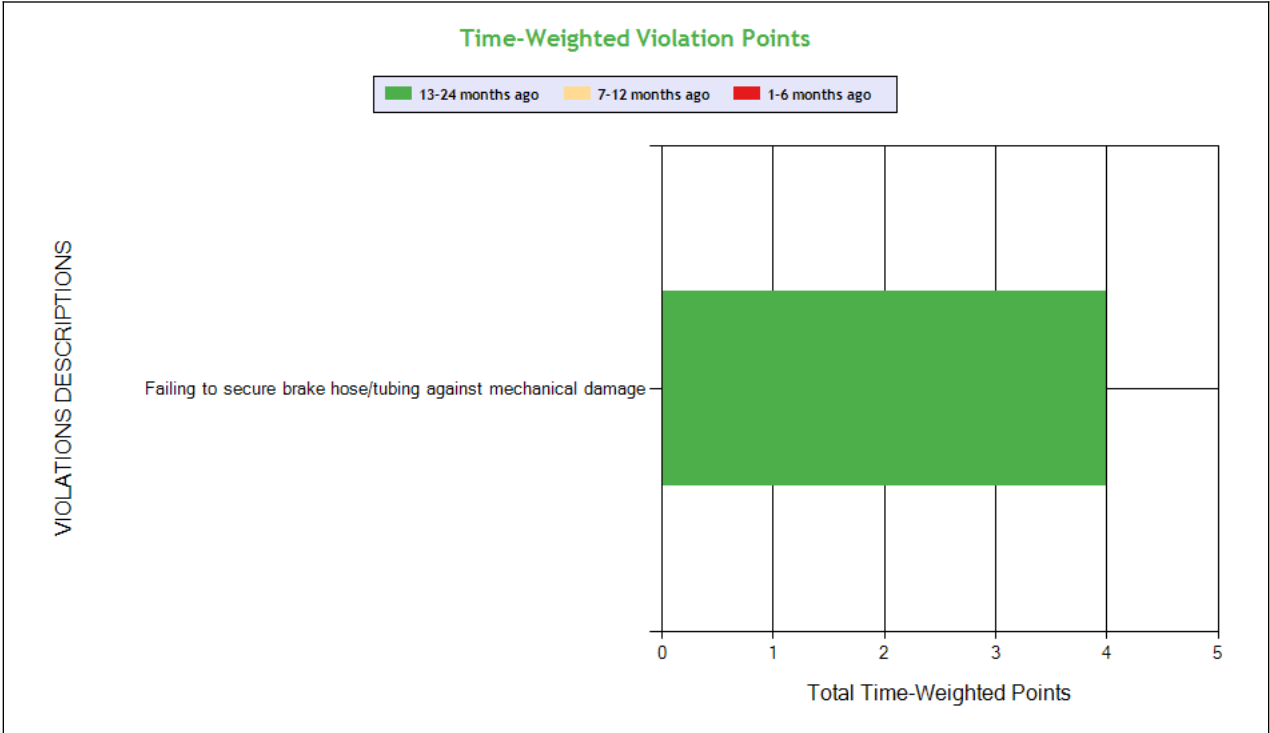
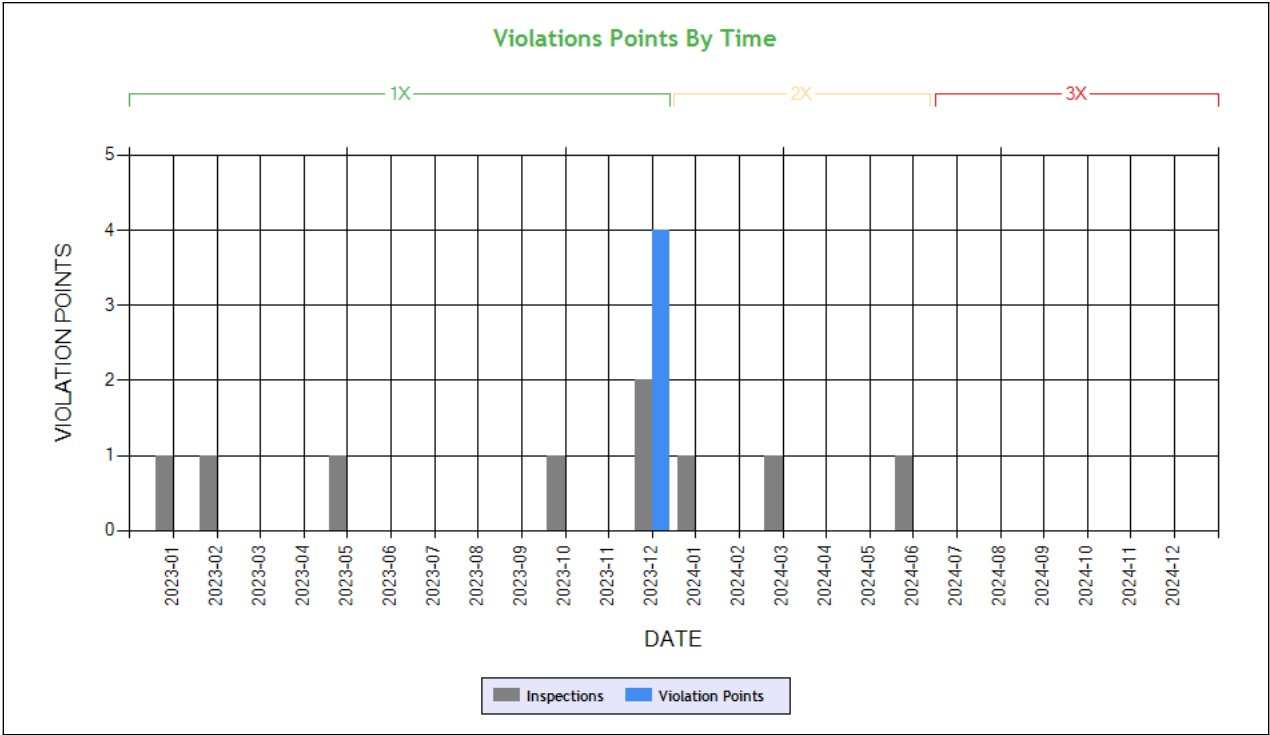
Time-Weighted Violation Points - no data available to draw a chart
Time-Weighted Severity Points by Vehicle - no data available to draw a chart

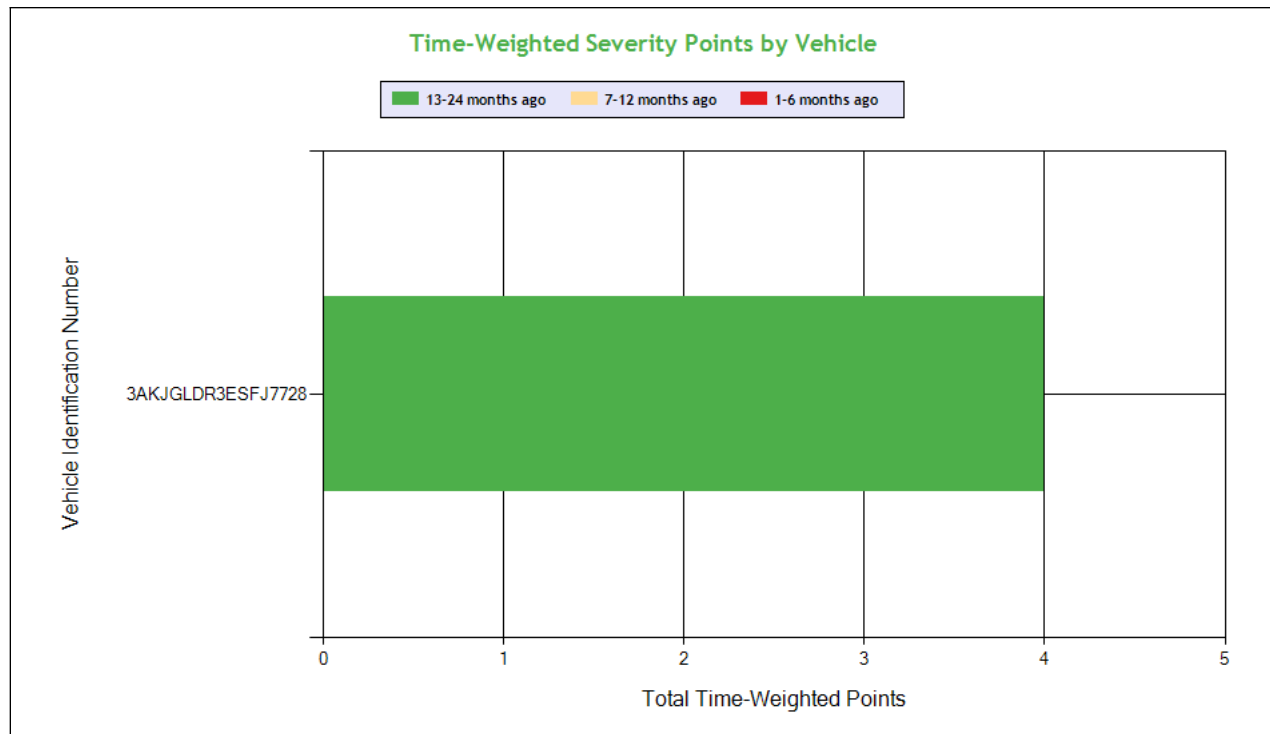
See the Excel file for the complete analysis # Violations is in (1-6/7-12/13-24mo)

Shaded = Out Of Service Violation		
Violation Group		
Violation Description	Total Time-weighted Points by VIN	% of Total Time-weighted Points by VIN
Driver Resp		
Total Time-weighted Points		
% Total Time-Wt Pts		



Vehicle Maintenance





Carrier Software
 1-800-646-5152
 info@CarrierSoftware.com

CONFIDENTIAL - Intended for use by Amerigo Insurance Agency - Date: 1/20/2025

US CALI CARGO INC - DOT# 2993267 / MC20121

See the Excel file for the complete analysis

Violations is in (1-6/7-12/13-24mo)

Shaded = Out Of Service Violation			
Violation Group			Brakes, All Others
Violation Description	Total Time-weighted Points by VIN	% of Total Time-weighted Points by VIN	Failing to secure brake hose/tubing against mechanical damage
Driver Resp			Yes
Total Time-weighted Points			4
% Total Time-Wt Pts			100
3AKJGLDR3ESFJ7728	4	100	4 (0/0/1)

COLOR CODED CRASH TABLE ToC

Color KEY	Color Code		
	Green	Orange	Red
Citation	No	Unknown	Yes
HazMat Release	No		Yes
Tow Away	No	Yes	
Time Weight	1	2	3
Severity Weight	1		2-3
Injuries	0	1-2	3 or more
Fatalities	0		1 or more
Vehicles in Crash	0-1	2	3 or more
Light Condition	Daylight	Dawn; Dusk	Dark- Not Lighted; Dark-Lighted; Dark- Unknown Roadway Lighting
Road Surface	Dry	Wet; Water(Standing, Moving); Slush	Snow; Ice; Sand; Mud; Dirt; Oil or Gravel
Weather Condition	No Adverse Conditions	Rain; Sleet; Blowing Sand; Soil, Dirt Or Snow	Snow; Fog; Severe Crosswinds



	Driver Name
1FUJGLDR8BSAZ2486	VIN
0	Time Weight
2	Severity Weight
0	Fatalities
1	Injuries
Yes	Citation
Dry	Road Surface Condition
No Adverse Condition	Weather Condition
Daylight	Light Condition
Y	Tow-Away
	HM Released
2	Vehicles In Crash
Seq. #1: Collision involving motor vehicle in transport;	Sequence of Events
CA	Crash State
CA0008383334	Report Number
5/17/2017	Date
Tractor/Semitrailer	Vehicle Configuration
Other	Cargo Body Type
37	Driver Age
CA	Driver License State



LEGEND

Vehicle Information

Inspection for DOT # being analyzed

Inspection for Different DOT #

Crash Information for specific VIN

INSPECTIONS WITH SHARED EQUIPMENT: **ToC** This section only contains inspection data on VINs where the vehicle was inspected under the DOT number being analyzed, then a different DOT number and then subsequently under the DOT number being analyzed.

POWER UNIT Inspections Section

No data

TRAILER Inspections Section

VIN: 3H3V532C6KR005807				Unit: Semi Trailer		Year: 2019	Make: HYUNDAI OF MEXICO	
DOT No: 2993267		Docket No: MC20121		Name: US CALI CARGO INC			Interstate: Yes	
Date	Unit License	Unit Lic State	Violation Unit	Violation Description		Severity	OOS	Citation
06/21/2024	4SD7877	CA	-	-		-	-	-
03/27/2024	4SD7877	CA	-	-		-	-	-
01/26/2024	4SD7877	CA	-	-		-	-	-
12/12/2023	4SD7877	CA	-	-		-	-	-
12/08/2023	4SD7877	CA	-	-		-	-	-
05/24/2023	4SD7877	CA	-	-		-	-	-
02/13/2023	4SD7877	CA	-	-		-	-	-
01/19/2023	4SD7877	CA	-	-		-	-	-
12/09/2022	4SD7877	CA	-	-		-	-	-
11/30/2022	4SD7877	CA	-	-		-	-	-
10/26/2022	4SD7877	CA	-	-		-	-	-
09/18/2022	4SD7877	CA	-	-		-	-	-
04/28/2022	4SD7877	CA	-	-		-	-	-
11/17/2021	4SD7877	CA	2	393.47A - Inadequate brakes for safe stopping		4	No	
11/17/2021	4SD7877	CA	2	396.5BHWSLIW - Hubs - Wheel seal leaking - inner wheel		2	Yes	
04/06/2021	4SD7877	CA	-	-		-	-	-
03/05/2021	4SD7877	CA	-	-		-	-	-
07/19/2020	4SD7877	CA	-	-		-	-	-
05/11/2019	4SD7877	CA	2	393.47E - Clamp/Roto-Chamber type brake(s) out of adjustment		4	No	CW776340
05/11/2019	4SD7877	CA	2	393.53B - Automatic brake adjuster CMV manufactured on or after 10/20/1994 - air brake		4	No	
DOT No: 2576211		Docket No: MC901148		Name: GILLSON EXPRESS LLC			Interstate: Yes	
Date	Unit License	Unit Lic State	Violation Unit	Violation Description		Severity	OOS	Citation
03/06/2019	4SD7877	CA	-	-		-	-	-
DOT No: 2993267		Docket No: MC20121		Name: US CALI CARGO INC			Interstate: Yes	
Date	Unit License	Unit Lic State	Violation Unit	Violation Description		Severity	OOS	Citation
01/09/2019	4SD7877	CA	-	-		-	-	-



LEGEND

Vehicle Information

Inspection for DOT # being analyzed

Inspection for Different DOT #

Crash Information for specific VIN

INSPECTION DETAILS for ALL Inspections

PDF shows the first 100 Power Unit & Trailer VINs with most recent inspections using data from the last 4 years

POWER UNIT Inspections Section

VIN: 3AKJGLDR3ESFJ7728				Unit: Truck Tractor		Year: 2014	Make: FREIGHTLINER	
Crash Report No.	DOT	Date	State	Fatalities	Injuries	Tow Away	Vehicles Involved	
KS2014E09146	1075604	12/05/2014	KS	0	0	Yes	2	
DOT No: 2993267		Docket No: MC20121		Name: US CALI CARGO INC			Interstate: Yes	
Date	Unit License	Unit Lic State	Violation Unit	Violation Description		Severity	OOS	Citation
06/21/2024	XP04997	CA	-	-		-	-	-
03/27/2024	XP04997	CA	-	-		-	-	-
01/26/2024	XP04997	CA	-	-		-	-	-
12/12/2023	XP04997	CA	-	-		-	-	-
12/08/2023	XP04997	CA	1	393.45B2 - Failing to secure brake hose/tubing against mechanical damage		4	No	WARNING
05/24/2023	XP04997	CA	-	-		-	-	-
02/13/2023	XP04997	CA	1	392.2AU - State Operating Authority Violation		0	No	KR27896
01/19/2023	XP04997	CA	-	-		-	-	-
12/09/2022	XP04997	CA	D	392.2C - Failure to obey traffic control device		5	No	HB07804
11/30/2022	XP04997	CA	-	-		-	-	-
10/26/2022	XP04997	CA	-	-		-	-	-
09/18/2022	XP04997	CA	-	-		-	-	-
04/28/2022	XP04997	CA	-	-		-	-	-
11/17/2021	XP04997	CA	-	-		-	-	-
04/06/2021	XP04997	CA	-	-		-	-	-
03/05/2021	XP04997	CA	D	395.8E - False report of drivers record of duty status		7	Yes	
07/19/2020	XP04997	CA	-	-		-	-	-
05/11/2019	XP04997	CA	-	-		-	-	-
01/09/2019	XP04997	CA	-	-		-	-	-
09/26/2018	XP04997	CA	-	-		-	-	-
07/27/2018	XP04997	CA	-	-		-	-	-
07/17/2018	XP04997	CA	-	-		-	-	-
05/04/2018	XP04997	CA	-	-		-	-	-
04/28/2018	XP04997	CA	1	396.3A1 - Inspection/repair and maintenance parts and accessories		2	No	
04/27/2018	XP04997	CA	-	-		-	-	-
03/07/2018	XP04997	CA	-	-		-	-	-
02/23/2018	XP04997	CA	D	383.21 - Operating a CMV with more than one driver license		8	No	8Z0318241
12/04/2017	XP04997	CA	-	-		-	-	-
DOT No: 2623979		Docket No: MC913614		Name: ESSAR LOGISTICS LLC			Interstate: Yes	
Date	Unit License	Unit Lic State	Violation Unit	Violation Description		Severity	OOS	Citation
09/12/2017	XP04997	CA	-	-		-	-	-
08/08/2017	XP04997	CA	D	392.2C - Failure to obey traffic control device		5	No	2616192
07/15/2017	XP04997	CA	-	-		-	-	-
06/26/2017	XP04997	CA	-	-		-	-	-
DOT No: 1075604		Docket No: MC446291		Name: TRIUS TRUCKING INC			Interstate: Yes	



Date	Unit License	Unit Lic State	Violation Unit	Violation Description	Severity	OOS	Citation
03/08/2016	WP09916	CA	-	-	-	-	-
08/12/2015	WP09916	CA	-	-	-	-	-
12/05/2014	WP09916	CA	-	-	-	-	-
11/05/2014	WP09916	CA	1	393.47A - Inadequate brakes for safe stopping	4	Yes	
11/05/2014	WP09916	CA	1	393.78 - Windshield wipers inoperative/defective	1	No	
11/05/2014	WP09916	CA	1	396.5B - Oil and/or grease leak	3	No	
11/05/2014	WP09916	CA	C	395.8K2 - Driver failing to retain previous 7 days' logs	5	No	
11/05/2014	WP09916	CA	D	395.8 - Driver record of duty status (general/form and manner)	1	No	
08/27/2014	WP09916	CA	-	-	-	-	-
07/15/2014	WP09916	CA	-	-	-	-	-
08/02/2013	WP09916	CA	-	-	-	-	-
04/22/2013	WP09916	CA	-	-	-	-	-

VIN: 3AKJHHDR5RSVD6497		Unit: Truck Tractor		Year: 2024		Make: FREIGHTLINER	
DOT No: 3743205		Docket No: MC1325871		Name: FALCON FREIGHT CARGO INC		Interstate: Yes	
Date	Unit License	Unit Lic State	Violation Unit	Violation Description	Severity	OOS	Citation
11/26/2024	ZP06497	CA	1	392.2SLLEQP	0	No	
DOT No: 2481180		Docket No: MC858657		Name: RAJ TRANSPORT INC		Interstate: Yes	
Date	Unit License	Unit Lic State	Violation Unit	Violation Description	Severity	OOS	Citation
10/27/2024	ZP06497	CA	D	392.2SLLTCD - STATE/LOCAL LAWS - FAILED TO OBEY A TRAFFIC CONTROL DEVICE - PERMANENT OR TEMPORARY - E.G. SAFETY OFFICIAL SIGNAL SIGN LIGHT LANE MARKING OTHER.	5	No	RK89253
10/27/2024	ZP06497	CA	D	395.30B1ELDDFR - HOS (ELD) - DRIVER FAILING TO REVIEW RECORDS AND CERTIFY THE ACCURACY OF THE INFORMATION.	1	No	RK89253
DOT No: 3427747		Docket No: MC1109750		Name: GP BROTHERS INC		Interstate: Yes	
Date	Unit License	Unit Lic State	Violation Unit	Violation Description	Severity	OOS	Citation
06/28/2024	ZP06497	CA	-	-	-	-	-
06/04/2024	ZP06497	CA	-	-	-	-	-
DOT No: 2481180		Docket No: MC858657		Name: RAJ TRANSPORT INC		Interstate: Yes	
Date	Unit License	Unit Lic State	Violation Unit	Violation Description	Severity	OOS	Citation
04/20/2024	ZP06497	CA	-	-	-	-	-
DOT No: 2993267		Docket No: MC20121		Name: US CALI CARGO INC		Interstate: Yes	
Date	Unit License	Unit Lic State	Violation Unit	Violation Description	Severity	OOS	Citation
10/19/2023	ZP06497	CA	-	-	-	-	-

TRAILER Inspections Section

VIN: 3AKJGLDR3ESFJ7728		Unit: Truck Tractor		Year: 2014		Make: FREIGHTLINER	
Crash Report No.	DOT	Date	State	Fatalities	Injuries	Tow Away	Vehicles Involved
KS2014E09146	1075604	12/05/2014	KS	0	0	Yes	2
DOT No: 2993267		Docket No: MC20121		Name: US CALI CARGO INC		Interstate: Yes	



Carrier Software
1-800-646-5152
info@CarrierSoftware.com

CONFIDENTIAL - Intended for use by Amerigo Insurance Agency - Date: 1/20/2025

US CALI CARGO INC - DOT# 2993267 / MC20121

Date	Unit License	Unit Lic State	Violation Unit	Violation Description	Severity	OOS	Citation
06/21/2024	XP04997	CA	-	-	-	-	-
03/27/2024	XP04997	CA	-	-	-	-	-
01/26/2024	XP04997	CA	-	-	-	-	-
12/12/2023	XP04997	CA	-	-	-	-	-
12/08/2023	XP04997	CA	1	393.45B2 - Failing to secure brake hose/tubing against mechanical damage	4	No	WARNING
05/24/2023	XP04997	CA	-	-	-	-	-
02/13/2023	XP04997	CA	1	392.2AU - State Operating Authority Violation	0	No	KR27896
01/19/2023	XP04997	CA	-	-	-	-	-
12/09/2022	XP04997	CA	D	392.2C - Failure to obey traffic control device	5	No	HB07804
11/30/2022	XP04997	CA	-	-	-	-	-
10/26/2022	XP04997	CA	-	-	-	-	-
09/18/2022	XP04997	CA	-	-	-	-	-
04/28/2022	XP04997	CA	-	-	-	-	-
11/17/2021	XP04997	CA	-	-	-	-	-
04/06/2021	XP04997	CA	-	-	-	-	-
03/05/2021	XP04997	CA	D	395.8E - False report of drivers record of duty status	7	Yes	
07/19/2020	XP04997	CA	-	-	-	-	-
05/11/2019	XP04997	CA	-	-	-	-	-
01/09/2019	XP04997	CA	-	-	-	-	-
09/26/2018	XP04997	CA	-	-	-	-	-
07/27/2018	XP04997	CA	-	-	-	-	-
07/17/2018	XP04997	CA	-	-	-	-	-
05/04/2018	XP04997	CA	-	-	-	-	-
04/28/2018	XP04997	CA	1	396.3A1 - Inspection/repair and maintenance parts and accessories	2	No	
04/27/2018	XP04997	CA	-	-	-	-	-
03/07/2018	XP04997	CA	-	-	-	-	-
02/23/2018	XP04997	CA	D	383.21 - Operating a CMV with more than one driver license	8	No	8Z0318241
12/04/2017	XP04997	CA	-	-	-	-	-
DOT No: 2623979		Docket No: MC913614		Name: ESSAR LOGISTICS LLC		Interstate: Yes	
Date	Unit License	Unit Lic State	Violation Unit	Violation Description	Severity	OOS	Citation
09/12/2017	XP04997	CA	-	-	-	-	-
08/08/2017	XP04997	CA	D	392.2C - Failure to obey traffic control device	5	No	2616192
07/15/2017	XP04997	CA	-	-	-	-	-
06/26/2017	XP04997	CA	-	-	-	-	-
DOT No: 1075604		Docket No: MC446291		Name: TRIUS TRUCKING INC		Interstate: Yes	
Date	Unit License	Unit Lic State	Violation Unit	Violation Description	Severity	OOS	Citation
03/08/2016	WP09916	CA	-	-	-	-	-
08/12/2015	WP09916	CA	-	-	-	-	-
12/05/2014	WP09916	CA	-	-	-	-	-
11/05/2014	WP09916	CA	1	393.47A - Inadequate brakes for safe stopping	4	Yes	
11/05/2014	WP09916	CA	1	393.78 - Windshield wipers inoperative/defective	1	No	
11/05/2014	WP09916	CA	1	396.5B - Oil and/or grease leak	3	No	
11/05/2014	WP09916	CA	C	395.8K2 - Driver failing to retain previous 7 days' logs	5	No	
11/05/2014	WP09916	CA	D	395.8 - Driver record of duty status (general/form and manner)	1	No	
08/27/2014	WP09916	CA	-	-	-	-	-
07/15/2014	WP09916	CA	-	-	-	-	-
08/02/2013	WP09916	CA	-	-	-	-	-
04/22/2013	WP09916	CA	-	-	-	-	-
VIN: 3AKJHHDR5RSVD6497		Unit: Truck Tractor		Year: 2024		Make: FREIGHTLINER	
DOT No: 3743205		Docket No: MC1325871		Name: FALCON FREIGHT CARGO INC		Interstate: Yes	
Date	Unit License	Unit Lic State	Violation Unit	Violation Description	Severity	OOS	Citation
11/26/2024	ZP06497	CA	1	392.2SLLEQP	0	No	
DOT No: 2481180		Docket No: MC858657		Name: RAJ TRANSPORT INC		Interstate: Yes	



Date	Unit License	Unit Lic State	Violation Unit	Violation Description	Severity	OOS	Citation
10/27/2024	ZP06497	CA	D	392.2SLLTCD - STATE/LOCAL LAWS - FAILED TO OBEY A TRAFFIC CONTROL DEVICE - PERMANENT OR TEMPORARY - E.G. SAFETY OFFICIAL SIGNAL SIGN LIGHT LANE MARKING OTHER.	5	No	RK89253
10/27/2024	ZP06497	CA	D	395.30B1ELDDFR - HOS (ELD) - DRIVER FAILING TO REVIEW RECORDS AND CERTIFY THE ACCURACY OF THE INFORMATION.	1	No	RK89253
DOT No: 3427747		Docket No: MC1109750		Name: GP BROTHERS INC		Interstate: Yes	
Date	Unit License	Unit Lic State	Violation Unit	Violation Description	Severity	OOS	Citation
06/28/2024	ZP06497	CA	-	-	-	-	-
06/04/2024	ZP06497	CA	-	-	-	-	-
DOT No: 2481180		Docket No: MC858657		Name: RAJ TRANSPORT INC		Interstate: Yes	
Date	Unit License	Unit Lic State	Violation Unit	Violation Description	Severity	OOS	Citation
04/20/2024	ZP06497	CA	-	-	-	-	-
DOT No: 2993267		Docket No: MC20121		Name: US CALI CARGO INC		Interstate: Yes	
Date	Unit License	Unit Lic State	Violation Unit	Violation Description	Severity	OOS	Citation
10/19/2023	ZP06497	CA	-	-	-	-	-

Inspection Summary By Month (based on inspections from the last 4 years) ToC						
Year-Month	Number of Inspections	Number of Power Units	Total Violations	Total OOS Inspections	Total Severity Points	Number of Crashes
2024-06	1	1	0	0	0	0
2024-03	1	1	0	0	0	0
2024-01	1	1	0	0	0	0
2023-12	2	2	1	0	4	0
2023-10	1	1	0	0	0	0
2023-05	1	1	0	0	0	0
2023-02	1	1	1	0	0	0
2023-01	1	1	0	0	0	0
2022-12	1	1	1	0	5	0
2022-11	1	1	0	0	0	0
2022-10	1	1	0	0	0	0
2022-09	1	1	0	0	0	0
2022-04	1	1	0	0	0	0
2021-11	1	1	2	1	6	0
2021-04	1	1	0	0	0	0
2021-03	1	1	1	1	7	0
Note: The most recent month's counts may not include all the inspections for that month.						

VIN Inspection Violation Details ToC									
# of VINs: 2 # of Insp: 8 Severity Weight: 39 Avg. Weight/VIN: 4.9 (based on inspections in the last 4 years, showing top 50 VINs inspected most recently)									
VIN 3AKJGLDR3ESFJ7728		# of Inspections: 5		Total Severity: 22		Percentage of Total: 56.41%		Avg. Weight Per Inspection: 4.4	
Inspection Date	Inspection ID	Inspection State	Location Description	Total Severity	# of Violations	Shipper Name	Inspection Level	Post Accident	Out of Service
12/08/2023	80363064	CA	CASTAIC IF	4	1		1	No	No
BASIC		Unit Type		Severity		Description		Out of Service	
Vehicle Maintenance		Truck Tractor		4		393.45B2:Failing to secure brake hose/tubing against mechan		No	
Inspection Date	Inspection ID	Inspection State	Location Description	Total Severity	# of Violations	Shipper Name	Inspection Level	Post Accident	Out of Service
02/13/2023	77881362	CA	GRAPEVINE	0	1	GREIF	1	No	No
BASIC		Unit Type		Severity		Description		Out of Service	
		Truck Tractor		0		392.2AU:State Operating Authority Violation		No	
Inspection Date	Inspection ID	Inspection State	Location Description	Total Severity	# of Violations	Shipper Name	Inspection Level	Post Accident	Out of Service
12/09/2022	77356636	CA	DONNER PASS CVEF, TRUCKEE	5	1		3	No	No
BASIC		Unit Type		Severity		Description		Out of Service	



Unsafe Driving		Truck Tractor		5		392.2C:Failure to obey traffic control device		No	
Inspection Date	Inspection ID	Inspection State	Location Description	Total Severity	# of Violations	Shipper Name	Inspection Level	Post Accident	Out of Service
11/17/2021	74206858	CA	DONNER PASS CVEF	6	2	UPS	1	No	Yes
BASIC		Unit Type		Severity		Description		Out of Service	
Vehicle Maintenance		Truck Tractor		4		393.47A:Inadequate brakes for safe stopping		No	
Vehicle Maintenance		Truck Tractor		2		396.5BHWSLIW:Hubs - Wheel seal leaking - inner wheel		Yes	
Inspection Date	Inspection ID	Inspection State	Location Description	Total Severity	# of Violations	Shipper Name	Inspection Level	Post Accident	Out of Service
03/05/2021	72078281	OR	WOODBURN POE	7	1	ARDAGH GLASS INC	3	No	Yes
BASIC		Unit Type		Severity		Description		Out of Service	
Hours-Of-Servce Compliance		Truck Tractor		7		395.8E:False report of drivers record of duty status		Yes	
VIN 3H3V532C6KR005807		# of Inspections: 3		Total Severity: 17		Percentage of Total: 43.59%		Avg. Weight Per Inspection: 5.7	
Inspection Date	Inspection ID	Inspection State	Location Description	Total Severity	# of Violations	Shipper Name	Inspection Level	Post Accident	Out of Service
12/08/2023	80363064	CA	CASTAIC IF	4	1		1	No	No
BASIC		Unit Type		Severity		Description		Out of Service	
Vehicle Maintenance		Semi Trailer		4		393.45B2:Failing to secure brake hose/tubing against mechan		No	
Inspection Date	Inspection ID	Inspection State	Location Description	Total Severity	# of Violations	Shipper Name	Inspection Level	Post Accident	Out of Service
11/17/2021	74206858	CA	DONNER PASS CVEF	6	2	UPS	1	No	Yes
BASIC		Unit Type		Severity		Description		Out of Service	
Vehicle Maintenance		Semi Trailer		4		393.47A:Inadequate brakes for safe stopping		No	
Vehicle Maintenance		Semi Trailer		2		396.5BHWSLIW:Hubs - Wheel seal leaking - inner wheel		Yes	
Inspection Date	Inspection ID	Inspection State	Location Description	Total Severity	# of Violations	Shipper Name	Inspection Level	Post Accident	Out of Service
03/05/2021	72078281	OR	WOODBURN POE	7	1	ARDAGH GLASS INC	3	No	Yes
BASIC		Unit Type		Severity		Description		Out of Service	
Hours-Of-Servce Compliance		Semi Trailer		7		395.8E:False report of drivers record of duty status		Yes	



Inspection History ToC							
Inspection Date	Report Number	Report State	Plate Number	Plate State	Type	Severity Weight	Time Weight
06/21/2024	UEHJ004817	CA	XP04997	CA	Truck Tractor		2
03/27/2024	NC43007913	CA	XP04997	CA	Truck Tractor		2
01/26/2024	NDHX005554	CA	XP04997	CA	Truck Tractor		2
12/12/2023	UDSS002264	CA	XP04997	CA	Straight Truck		1
12/08/2023	NEVB000417	CA	XP04997	CA	Truck Tractor		1
3AKJGLDR3ESFJ7728 - Power Unit - Vehicle Maintenance Violation: 393.45B2Failing to secure brake hose/tubing against mechanical damage						4	
10/19/2023	4036960250	IL	ZP06497	CA	Truck Tractor		1
05/24/2023	7471181852	NV	XP04997	CA	Truck Tractor		1
02/13/2023	NE3R002061	CA	XP04997	CA	Truck Tractor		1
3AKJGLDR3ESFJ7728 - Power Unit - State/Local Laws Violation: 392.2AUSState Operating Authority Violation						0	
01/19/2023	NE4O002446	CA	XP04997	CA	Truck Tractor		1
12/09/2022	UDPM000231	CA	XP04997	CA	Truck Tractor		0
3AKJGLDR3ESFJ7728 - Power Unit - Unsafe Driving Violation: 392.2CFailure to obey traffic control device						5	
11/30/2022	NBAA004478	CA	XP04997	CA	Truck Tractor		0
10/26/2022	UEAO002950	CA	XP04997	CA	Truck Tractor		0
09/18/2022	UBXK003001	CA	XP04997	CA	Truck Tractor		0
04/28/2022	NDV8001368	CA	XP04997	CA	Truck Tractor		0
11/17/2021	NDLR002207	CA	XP04997	CA	Truck Tractor		0
3AKJGLDR3ESFJ7728 - Power Unit - Vehicle Maintenance Violation: 393.47AInadequate brakes for safe stopping						4	
3AKJGLDR3ESFJ7728 - Power Unit - OOS Vehicle Maintenance Violation: 396.5BHWSLIWHubs - Wheel seal leaking - inner wheel						2	
04/06/2021	NALN003968	CA	XP04997	CA	Truck Tractor		0
03/05/2021	AASN003629	OR	XP04997	CA	Truck Tractor		0
3AKJGLDR3ESFJ7728 - Power Unit - OOS Hours-Of-Service Violation: 395.8EFalse report of drivers record of duty status						7	
07/19/2020	ND5A001645	CA	XP04997	CA	Truck Tractor		0
05/11/2019	A176850494	CA	XP04997	CA	Truck Tractor		0
3AKJGLDR3ESFJ7728 - Power Unit - Vehicle Maintenance Violation: 393.47EClamp/Roto-Chamber type brake(s) out of adjustment						4	
3AKJGLDR3ESFJ7728 - Power Unit - Vehicle Maintenance Violation: 393.53BAutomatic brake adjuster CMV manufactured on or after 10/20/1994 - air brake						4	
01/09/2019	A153193923	CA	XP04997	CA	Truck Tractor		0
Only the first 20 inspections are shown. See the live report for more data.							