



Table of Contents

1. Overview	2. BASIC Scores History
3. BASIC Measures	4. KPI: BASIC Measures by Cargo Group
5. Estimated ISS Score	6. Investigation Results
7. Penalties History	8. Acute Critical Violations
9. Red Flag Violation Details	10. DOT Registration Information
11. DOT MCS-150 History	12. Crash Summary
13. Inspection Summary	14. KPI: Inspection Viol OOS Rates by Cargo Group
15. FHWA Registration Information	16. FHWA Insurance Information
17. FHWA Authorities	18. Severe Violations
19. Violation Report	20. Violation Summary
21. Violation Enforcement Chronology	22. Inspection Violations & OOS Counts
23. Radius Of Operation	24. Inspection & Crash Locations
25. Cargo Hot Spots	26. Inspection Violations & OOS Chronology
27. Percent of Insp & Crash by State	28. VIN Insp Summary by State
29. Violations By Unit Type	30. Equipment Ownership
31. Equipment Details	32. Vehicle Age
33. States of Power Unit Registrations	34. Equipment Acquisitions
35. Driver Details	36. Shared VIN Summary
37. Shipper Table	38. Safety Summary
39. Safety Details	40. Crash Detail Color Coded
41. Inspections with Shared Equipment	42. Inspection Tabular Details
43. Inspection Summary By Month	44. VIN Inspection Violation Details
45. Inspection History	



Business Address

3849 PALMWOOD DR

CONCORD, CA

94521

Contact Info

(925)-408-9322

KAURTRANSPORTATION@GMAIL.COM

FHWA Address

3849 PALMWOOD DR

CONCORD, CA, 94521

Phone: (925)-408-9322

Mailing Address

3849 PALMWOOD DR

CONCORD, CA

94521

Overview [ToC](#)

Operating Status: AUTHORIZED FOR Property

One other company viewed this DOT in the past two months

Crash/PU ratio: 0.0%

Clean Inspection ratio: 25.0%

Estimated BASIC Scores (as of 12/27/2024)

	Unsafe Driving	Hours of Service	Driver Fitness	Controlled Sub. and Alcohol	Vehicle Maintenance	HM Compliance	Crash
Relative Scores	0%	0%	0%	0%	0%	0%	0%
Alert Status	No	No	No	No	No	No	No



Estimated Inspection Selection System (ISS) Score: 1
Category: Pass

BASIC Scores History - Unsafe Driving [ToC](#)

There are no Scores for this BASIC

BASIC Scores History - Hours of Service [ToC](#)

There are no Scores for this BASIC

BASIC Scores History - Driver Fitness [ToC](#)

There are no Scores for this BASIC

BASIC Scores History - Controlled Substance [ToC](#)

There are no Scores for this BASIC



BASIC Scores History - Vehicle Maintenance ToC

There are no Scores for this BASIC

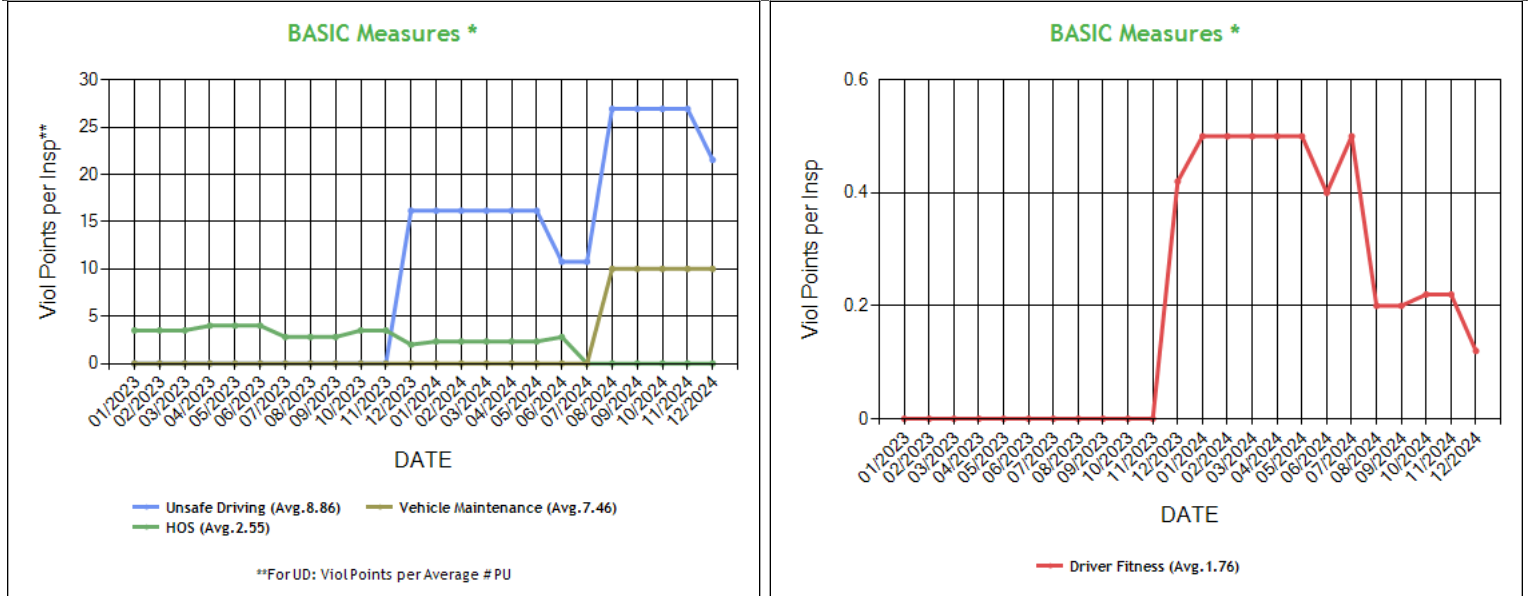
BASIC Scores History - Crash ToC

There are no Scores for this BASIC

BASIC Scores History - Hazmat ToC

There are no Scores for this BASIC

BASIC Measures: Violation Points per Inspection Trends ToC



* BASIC Measures are the absolute SMS scores that are compared within each Safety Event Group to determine the BASIC Score percentiles. Averages based on fleets with 1-5 power units.



BASIC Measures * - Table ToC

UD-Unsafe Driving, HOS-Hours of Service, DF-Driver Fitness, CS-Controlled Substances, VM-Vehicle Maintenance

Date	UD Measure	UD AC	UD with Viol	HOS Measure	HOS AC	HOS with Viol	DF Measure	DF AC	DF with Viol	CS Measure	CS AC	CS with Viol	VM Measure	VM AC	VM with Viol
12/2024	21.53	N	2	0.00	N	0	0.12	N	1	0.00	N	0	10.00	N	1
11/2024	26.92	N	2	0.00	N	0	0.22	N	1	0.00	N	0	10.00	N	1
10/2024	26.92	N	2	0.00	N	0	0.22	N	1	0.00	N	0	10.00	N	1
09/2024	26.92	N	2	0.00	N	0	0.20	N	1	0.00	N	0	10.00	N	1
08/2024	26.92	N	2	0.00	N	0	0.20	N	1	0.00	N	0	10.00	N	1
07/2024	10.76	N	1	0.00	N	0	0.50	N	1	0.00	N	0	0.00	N	0
06/2024	10.76	N	1	2.80	N	1	0.40	N	1	0.00	N	0	0.00	N	0
05/2024	16.15	N	1	2.33	N	1	0.50	N	1	0.00	N	0	0.00	N	0
04/2024	16.15	N	1	2.33	N	1	0.50	N	1	0.00	N	0	0.00	N	0
03/2024	16.15	N	1	2.33	N	1	0.50	N	1	0.00	N	0	0.00	N	0
02/2024	16.15	N	1	2.33	N	1	0.50	N	1	0.00	N	0	0.00	N	0
01/2024	16.15	N	1	2.33	N	1	0.50	N	1	0.00	N	0	0.00	N	0
12/2023	16.15	N	1	2.00	N	1	0.42	N	1	0.00	N	0	0.00	N	0
11/2023	0.00	N	0	3.50	N	1	0.00	N	0	0.00	N	0	0.00	N	0
10/2023	0.00	N	0	3.50	N	1	0.00	N	0	0.00	N	0	0.00	N	0
09/2023	0.00	N	0	2.80	N	1	0.00	N	0	0.00	N	0	0.00	N	0
08/2023	0.00	N	0	2.80	N	1	0.00	N	0	0.00	N	0	0.00	N	0
07/2023	0.00	N	0	2.80	N	1	0.00	N	0	0.00	N	0	0.00	N	0
06/2023	0.00	N	0	4.00	N	1	0.00	N	0	0.00	N	0	0.00	N	0
05/2023	0.00	N	0	4.00	N	1	0.00	N	0	0.00	N	0	0.00	N	0
04/2023	0.00	N	0	4.00	N	1	0.00	N	0	0.00	N	0	0.00	N	0
03/2023	0.00	N	0	3.50	N	1	0.00	N	0	0.00	N	0	0.00	N	0
02/2023	0.00	N	0	3.50	N	1	0.00	N	0	0.00	N	0	0.00	N	0
01/2023	0.00	N	0	3.50	N	1	0.00	N	0	0.00	N	0	0.00	N	0
12/2022	0.00	N	0	7.00	N	1	0.00	N	0	0.00	N	0	0.00	N	0
11/2022	0.00	N	0	7.00	N	1	0.00	N	0	0.00	N	0	0.00	N	0
10/2022	0.00	N	0	7.00	N	1	0.00	N	0	0.00	N	0	0.00	N	0
09/2022	0.00	N	0	14.00	N	1	0.00	N	0	0.00	N	0	0.00	N	0
08/2022	0.00	N	0	14.00	N	1	0.00	N	0	0.00	N	0	0.00	N	0
07/2022	0.00	N	0	14.00	N	1	0.00	N	0	0.00	N	0	0.00	N	0
06/2022	0.00	N	0	0.00	N	0	0.00	N	0	0.00	N	0	0.00	N	0
05/2022	0.00	N	0	0.00	N	0	0.00	N	0	0.00	N	0	0.00	N	0
04/2022	0.00	N	0	0.00	N	0	0.00	N	0	0.00	N	0	0.00	N	0
03/2022	0.00	N	0	0.00	N	0	0.00	N	0	0.00	N	0	0.00	N	0
02/2022	0.00	N	0	0.00	N	0	0.00	N	0	0.00	N	0	0.00	N	0
01/2022	0.00	N	0	0.00	N	0	0.00	N	0	0.00	N	0	0.00	N	0
12/2021	0.00	N	0	0.00	N	0	0.00	N	0	0.00	N	0	0.00	N	0
11/2021	0.00	N	0	0.00	N	0	0.00	N	0	0.00	N	0	0.00	N	0
10/2021	0.00	N	0	0.00	N	0	0.00	N	0	0.00	N	0	0.00	N	0
09/2021	0.00	N	0	0.00	N	0	0.00	N	0	0.00	N	0	0.00	N	0
08/2021	0.00	N	0	0.00	N	0	0.00	N	0	0.00	N	0	0.00	N	0
07/2021	0.00	N	0	0.00	N	0	0.00	N	0	0.00	N	0	0.00	N	0
06/2021	0.00	N	0	0.00	N	0	0.00	N	0	0.00	N	0	0.00	N	0
05/2021	0.00	N	0	0.00	N	0	0.00	N	0	0.00	N	0	0.00	N	0
04/2021	0.00	N	0	0.00	N	0	0.00	N	0	0.00	N	0	0.00	N	0
03/2021	0.00	N	0	0.00	N	0	0.00	N	0	0.00	N	0	0.00	N	0
02/2021	0.00	N	0	0.00	N	0	0.00	N	0	0.00	N	0	0.00	N	0
01/2021	0.00	N	0	0.00	N	0	0.00	N	0	0.00	N	0	0.00	N	0
12/2020	0.00	N	0	0.00	N	0	0.00	N	0	0.00	N	0	0.00	N	0
11/2020	0.00	N	0	0.00	N	0	0.00	N	0	0.00	N	0	0.00	N	0
10/2020	0.00	N	0	0.00	N	0	0.00	N	0	0.00	N	0	0.00	N	0
09/2020	0.00	N	0	0.00	N	0	0.00	N	0	0.00	N	0	0.00	N	0
08/2020	0.00	N	0	0.00	N	0	0.00	N	0	0.00	N	0	0.00	N	0
07/2020	0.00	N	0	0.00	N	0	0.00	N	0	0.00	N	0	0.00	N	0
06/2020	0.00	N	0	0.00	N	0	0.00	N	0	0.00	N	0	0.00	N	0
05/2020	0.00	N	0	0.00	N	0	0.00	N	0	0.00	N	0	0.00	N	0
04/2020	0.00	N	0	0.00	N	0	0.00	N	0	0.00	N	0	0.00	N	0



03/2020	0.00	N	0	0.00	N	0	0.00	N	0	0.00	N	0	0.00	N	0
02/2020	0.00	N	0	0.00	N	0	0.00	N	0	0.00	N	0	0.00	N	0
01/2020	0.00	N	0	0.00	N	0	0.00	N	0	0.00	N	0	0.00	N	0
12/2019	0.00	N	0	0.00	N	0	0.00	N	0	0.00	N	0	0.00	N	0
11/2019	0.00	N	0	0.00	N	0	0.00	N	0	0.00	N	0	0.00	N	0
10/2019	0.00	N	0	0.00	N	0	0.00	N	0	0.00	N	0	0.00	N	0
09/2019	0.00	N	0	0.00	N	0	0.00	N	0	0.00	N	0	0.00	N	0
08/2019	0.00	N	0	0.00	N	0	0.00	N	0	0.00	N	0	0.00	N	0
07/2019	0.00	N	0	0.00	N	0	0.00	N	0	0.00	N	0	0.00	N	0
06/2019	0.00	N	0	0.00	N	0	0.00	N	0	0.00	N	0	0.00	N	0
05/2019	0.00	N	0	0.00	N	0	0.00	N	0	0.00	N	0	0.00	N	0
04/2019	0.00	N	0	0.00	N	0	0.00	N	0	0.00	N	0	0.00	N	0
03/2019	0.00	N	0	0.00	N	0	0.00	N	0	0.00	N	0	0.00	N	0

* BASIC Measures are the absolute SMS scores that are compared within each Safety Event Group to determine the BASIC Score percentiles.

KPI: BASIC Measures by Fleet Size and Cargo Group ToC														
Fleet Size: 1-5 PUs														
	Unsafe Driving		Hours of Service		Driver Fitness		Controlled Substance		Vehicle Maintenance		HM Compliance		Crash	
Cargo Group (Companies)	Avg.	Comp. to Avg.	Avg.	Comp. to Avg.	Avg.	Comp. to Avg.	Avg.	Comp. to Avg.	Avg.	Comp. to Avg.	Avg.	Comp. to Avg.	Avg.	Comp. to Avg.
Bulk Goods (251965)	0.77	Worse	0.23	Better	0.13	Better	0.01	Better	1.72	Worse	0.01	Better	0.06	Better
General Freight (487017)	0.79	Worse	0.23	Better	0.20	Better	0.02	Better	1.90	Worse	0.01	Better	0.06	Better
Refrigerated (65131)	1.52	Worse	0.56	Better	0.16	Better	0.02	Better	2.62	Worse	0.01	Better	0.11	Better
KAUR TRANSPORTATION INC	21.53		0.00		0.12		0.00		10.00		0.00		0.00	

Estimated ISS Score: 1 Pass ToC About the Inspection Selection System
--



Estimated ISS Score History - Table ToC

Date	Estimated ISS Score	Recommendation	Algorithm
12/27/2024	1	Pass	Safety Algorithm
11/29/2024	1	Pass	Safety Algorithm
10/25/2024	1	Pass	Safety Algorithm
09/27/2024	1	Pass	Safety Algorithm
08/30/2024	1	Pass	Safety Algorithm
07/26/2024	1	Pass	Safety Algorithm
06/28/2024	3	Pass	Safety Algorithm
05/31/2024	2	Pass	Safety Algorithm
04/26/2024	2	Pass	Safety Algorithm
03/29/2024	2	Pass	Safety Algorithm
02/23/2024	2	Pass	Safety Algorithm
01/26/2024	2	Pass	Safety Algorithm
12/29/2023	2	Pass	Safety Algorithm
11/24/2023	3	Pass	Safety Algorithm
10/27/2023	3	Pass	Safety Algorithm
09/29/2023	3	Pass	Safety Algorithm
08/25/2023	3	Pass	Safety Algorithm
07/28/2023	3	Pass	Safety Algorithm
06/30/2023	4	Pass	Safety Algorithm
05/26/2023	4	Pass	Safety Algorithm
04/28/2023	4	Pass	Safety Algorithm
03/31/2023	3	Pass	Safety Algorithm
02/24/2023	4	Pass	Safety Algorithm
01/27/2023	4	Pass	Safety Algorithm
12/30/2022	72	Optional Inspect	Insufficient Data Algorithm
11/25/2022	72	Optional Inspect	Insufficient Data Algorithm
09/30/2022	68	Optional Inspect	Insufficient Data Algorithm
08/26/2022	68	Optional Inspect	Insufficient Data Algorithm
07/29/2022	68	Optional Inspect	Insufficient Data Algorithm
06/24/2022	69	Optional Inspect	Insufficient Data Algorithm
05/27/2022	69	Optional Inspect	Insufficient Data Algorithm
04/29/2022	69	Optional Inspect	Insufficient Data Algorithm
03/25/2022	69	Optional Inspect	Insufficient Data Algorithm
02/25/2022	69	Optional Inspect	Insufficient Data Algorithm
01/28/2022	69	Optional Inspect	Insufficient Data Algorithm
12/31/2021	69	Optional Inspect	Insufficient Data Algorithm
11/26/2021	69	Optional Inspect	Insufficient Data Algorithm
10/29/2021	69	Optional Inspect	Insufficient Data Algorithm
09/24/2021	69	Optional Inspect	Insufficient Data Algorithm
08/27/2021	69	Optional Inspect	Insufficient Data Algorithm
07/30/2021	69	Optional Inspect	Insufficient Data Algorithm
06/25/2021	63	Optional Inspect	Insufficient Data Algorithm
05/28/2021	63	Optional Inspect	Insufficient Data Algorithm
04/30/2021	63	Optional Inspect	Insufficient Data Algorithm
03/26/2021	63	Optional Inspect	Insufficient Data Algorithm
02/26/2021	63	Optional Inspect	Insufficient Data Algorithm
01/29/2021	63	Optional Inspect	Insufficient Data Algorithm
12/18/2020	63	Optional Inspect	Insufficient Data Algorithm
11/27/2020	63	Optional Inspect	Insufficient Data Algorithm
10/30/2020	63	Optional Inspect	Insufficient Data Algorithm
09/25/2020	63	Optional Inspect	Insufficient Data Algorithm
08/28/2020	65	Optional Inspect	Insufficient Data Algorithm
07/31/2020	65	Optional Inspect	Insufficient Data Algorithm
06/26/2020	65	Optional Inspect	Insufficient Data Algorithm
05/29/2020	65	Optional Inspect	Insufficient Data Algorithm
04/24/2020	65	Optional Inspect	Insufficient Data Algorithm
03/27/2020	65	Optional Inspect	Insufficient Data Algorithm
02/28/2020	65	Optional Inspect	Insufficient Data Algorithm



01/31/2020	65	Optional Inspect	Insufficient Data Algorithm
12/27/2019	65	Optional Inspect	Insufficient Data Algorithm
11/29/2019	65	Optional Inspect	Insufficient Data Algorithm
10/25/2019	65	Optional Inspect	Insufficient Data Algorithm
09/27/2019	65	Optional Inspect	Insufficient Data Algorithm
08/30/2019	65	Optional Inspect	Insufficient Data Algorithm
07/26/2019	65	Optional Inspect	Insufficient Data Algorithm
06/28/2019	65	Optional Inspect	Insufficient Data Algorithm
05/31/2019	65	Optional Inspect	Insufficient Data Algorithm
04/26/2019	65	Optional Inspect	Insufficient Data Algorithm
03/29/2019	65	Optional Inspect	Insufficient Data Algorithm

Investigation Results ToC

No Investigations reported on FMCSA website

Penalties History ToC

There is a problem with the Penalties data on FMCSA website.

Acute Critical Violations (Based on Investigations as per CSA Methodology Appendix A) ToC

No Data

No red flag violations in the last 24 months

DOT Registration Information: The following information on this specific DOT # is from the Federal DOT (as of Operating Authority

DOT Registration: 02/24/2019		Total Power Units: 1		Total Trucks: 1		Total Trailers: 1		Total Passenger Vehicles: 0	
Status	Entity Type	Organization Type	Nation	Total Cars	Drivers / CDL Drivers				
A	C	-	US	0	1 / 1				
MCS-150 Date	Op Codes	Shipper Op Codes	Shipper HazMat Op Codes	Latest Review Type	Latest Review Document Number(Date)				
07/22/2024	A				()				
MCS-150 Mileage (Year)	Record Update Date	Transports Hazmats	DOT Census Date	Recordable Accident Rate	Preventable Accident Rate				
120,000 (2023)	07/22/2024	N	02/24/2019	0%	0%				
MCS-151 Mileage	Safety Rating (Date)	SEA Accident	SEA Driver	SEA Vehicle	SEA Management				
100000	None (None)	0%	0%	0%	0%				
Classification Codes		Cargo Carried (per MCS-150)							
Authorized-For-Hire		General Freight, Fresh Produce, Meat, Refrigerated foods, Beverages							

DOT MCS-150 History ToC

(as of 09/10/2024 DOT census)

Census Date	MCS-150 Date	MCS-150 Mileage	VMT Year	Power Units	Drivers	Trailers	Company Rep1	Company Rep2	Email
9/10/2024	7/22/2024	120000	2023	1	1	-	RAJWANT KAUR		KAURTRANSPORTATION@GMAIL.COM
7/9/2022	6/13/2022	120000	2021	1	2	1	RAJWANT KAUR		KAURTRANSPORTATION@GMAIL.COM
2/9/2022	1/10/2022	120000	2021	1	1	1	RAJWANT KAUR		kaurtransportation@GMAIL.COM
9/9/2020	8/20/2020	1	2019	1	1	0	RAJWANT KAUR		RAJWANTKAUR0410@GMAIL.COM
3/9/2019	2/24/2019	0		1	6	0	RAJWANT KAUR		RAJWANTKAUR0410@GMAIL.COM



Crash Summary Chart **ToC**Crashes Summary - Chart (based on all available crash data)

No Data

Crashes Summary - Table (based on all available crash data) **ToC**

	TOTAL	Last 6 months	7-12 months	13-18 months	19-24 months	25-30 months	30-36 months	37-41 months	42-48 months	Over 49 months
Total Reportable	0	0	0	0	0	0	0	0	0	0
Fatalities	0	0	0	0	0	0	0	0	0	0
Injuries	0	0	0	0	0	0	0	0	0	0
Tow Away	0	0	0	0	0	0	0	0	0	0
With Citations	0	0	0	0	0	0	0	0	0	0
Federal Recordable	0	0	0	0	0	0	0	0	0	0
Preventable	0	0	0	0	0	0	0	0	0	0
Crash per Pwr Unit	-	0.0%	0.0%	0.0%	0.0%	0.0%	0.0%	0.0%	0.0%	-

Inspection Summary **ToC**

The following inspection information is based on results for 24 months prior to: 01/15/2025. Please note that the total inspections number is not necessarily the total of the vehicle, driver and hazmat inspections, as one inspection may have included any combination of the below inspections.

Overall	Vehicle	Driver	Hazmat
(Please note that the total inspections number is not necessarily the total of the vehicle, driver and hazmat inspections, as one inspection may have included any combination of the below inspections) Total Inspections: 3 Total Out of Service: 0 Out of Service: 0% National Average: 20.82% Difference: -20.82%	Total Inspections: 1 Total Out of Service: 0 Out of Service: 0.00% National Average: 24.68% Difference: -24.68%	Total Inspections: 3 Total Out of Service: 0 Out of Service: 0.00% National Average: 6.67% Difference: -6.67%	Total Inspections: 0 Total Out of Service: 0 Out of Service: 0.00% National Average: 2.97% Difference: -2.97%

KPI: Inspection Viol OOS Rates by Cargo Group **ToC**

Cargo Group	OVERALL		VEHICLE		DRIVER		HAZMAT	
	Average	Compared to Average	Average	Compared to Average	Average	Compared to Average	Average	Compared to Average
Bulk Goods	24.23%	Better	22.30%	Better	9.12%	Better	0.16%	Better
General Freight	28.74%	Better	24.98%	Better	12.59%	Better	0.22%	Better
Refrigerated	22.83%	Better	20.76%	Better	10.37%	Better	0.08%	Better
KAUR TRANSPORTATION INC	0%		0%		0%		0%	

FHWA Registration Information: The following data on this Motor Carrier is from the Federal Hwy Administration (as of 7/23/2024)

Docket Number	DOT Number	Company Name	DBA Name	Address	City	State	Country	ZIP Code
MC1022437	3249705	KAUR TRANSPORTATION INC		3849 PALMWOOD DR	CONCORD	CA	US	94521
Phone Number	Fax Number	Mail Address	Mail City	Mail State	Mail Contry	Mail ZIP Code	Mail Phone Number	Mail Fax Number
(925)-408-9322								
Date of Last Change	Freight	Passenger	Household Goods	Active Authority	Pending Authority	Revocation Pending Authority		
7/23/2024	Y	N	N	/ Common /	/	/		



Insurance Required (as of 07/23/2024) ToC			
Docket Number	Insurance Type	Insurance Required	Insurance on File
MC1022437	BIPD	\$750k	\$750k
MC1022437	Cargo	No	No
MC1022437	Bond	No	No

Active / Pending Insurance (as of 07/23/2024)										
Docket Number	Form	Type	Insurance Carrier	Policy/Surety	Coverage From	Coverage To	Required	On File	Effective Date	Cancel Date
MC1022437	91X	BIPD/Primary	UNITED FINANCIAL CASUALTY COMPANY	CA03206632	\$0k	\$750k	\$750k	\$750k	08/12/2022	-

Insurance History (as of 07/23/2024)									
Docket Number	Form	Type	Insurance Carrier	Policy/Surety	Coverage From	Coverage To	Effective Date From	Effective Date To	
MC1022437	91X	BIPD/Primary	UNITED FINANCIAL CASUALTY COMPANY	CA03206632	\$0k	\$750k	03/08/2022	08/12/2022 Cancelled	
MC1022437	91X	BIPD/Primary	UNITED FINANCIAL CASUALTY COMPANY	CA3206632	\$0k	\$750k	01/28/2021	03/08/2022 Cancelled	

FHWA Authorities (as of 07/23/2024) ToC								
Docket#	L&I Name	Active Authority	Inactive Authority	Pending Authority	Revocation Pending Authority	Freight	Passenger	Household Goods
MC1022437	KAUR TRANSPORTATION INC	Common /				Yes	No	No

Authority History (as of 07/23/2024)				
Docket Number	Sub	Auth Type	Original Action	Disposition
MC1022437		COMMON	INVOLUNTARY REVOCATION 2/9/2022 12:00:00 AM	DISCONTINUED REVOCATION 2/14/2022 12:00:00 AM
MC1022437		COMMON	GRANTED 2/11/2021 12:00:00 AM	

Severe Violations (i.e. those with >= 8 points) - Chart ToC	
No Data	

Severe Violations (i.e. those with >= 8 points) - Table	
No Data	

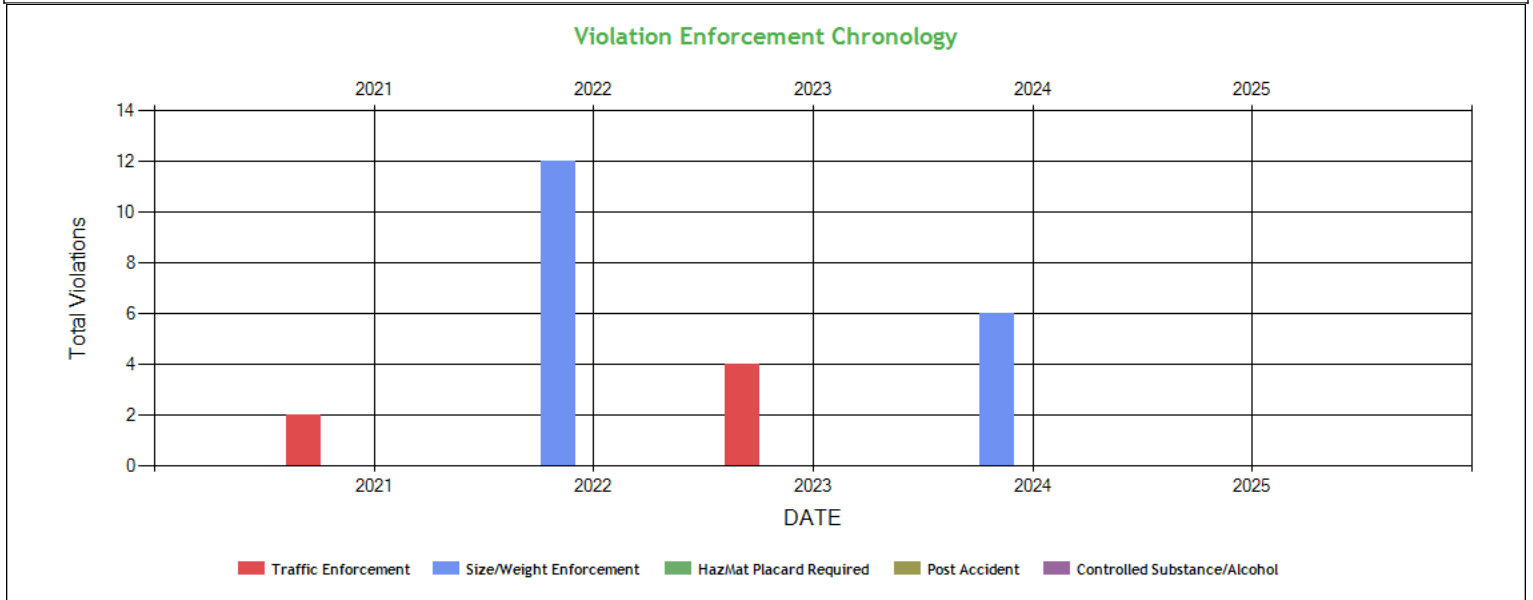


Violation Report ToC						
Inspection Date	Inspection State	BASIC	Violation Description	OOS	VIN	Severity Points
07/29/2024	KS	-	392.2FT - State Or International Fuel Tax (Ifta) Violation	No	3AKJHHDR5LSLW8386	0
07/29/2024	KS	Vehicle Maintenance	393.9TS - Inoperative turn signal	No	3AKJHHDR5LSLW8386	6
07/29/2024	KS	Vehicle Maintenance	396.17C - Operating a CMV without proof of a periodic inspection	No	3AKJHHDR5LSLW8386	4
07/29/2024	KS	Vehicle Maintenance	396.17C - Operating a CMV without proof of a periodic inspection	No	527SR5323HM010432	4
07/23/2024	CA	Vehicle Maintenance	393.60C - Damaged or discolored windshield	No	3AKJHHDR5LSLW8386	1
07/23/2024	CA	Unsafe Driving	392.2 - Operating a commercial motor vehicle not in accordance with the laws, ordinances, and regulations of the jurisdiction in which it is being operated - Unsafe Driving	No	3AKJHHDR5LSLW8386	0
07/23/2024	CA	Unsafe Driving	392.2 - Operating a commercial motor vehicle not in accordance with the laws, ordinances, and regulations of the jurisdiction in which it is being operated - Unsafe Driving	No	527SR5323HM010432	0
12/06/2023	IN	Unsafe Driving	392.2SLLS3 - State/Local Laws - Speeding 11-14 miles per hour over the speed limit	No	3AKJHHDR5LSLW8386	7
12/06/2023	IN	Driver Fitness	391.41A - Driver not in possession of medical certificate	No	3AKJHHDR5LSLW8386	1
07/14/2022	CO	Hours-Of-Service	395.34A1 - Failing to note malfunction that requires use of paper log	No	3AKJHHDR5LSLW8386	5
07/14/2022	CO	Hours-Of-Service	395.32B - Driver failed to assume or decline unassigned driving time	No	3AKJHHDR5LSLW8386	5
07/14/2022	CO	Hours-Of-Service	395.30B1 - Driver failed to certify the accuracy of the information gathered by the ELD	No	3AKJHHDR5LSLW8386	1
07/14/2022	CO	Hours-Of-Service	395.26B - Motor carrier failed to ensure that the ELD automatically recorded the required data elements.	No	3AKJHHDR5LSLW8386	1
07/14/2022	CO	Hours-Of-Service	395.24C2III - Driver failed to manually add shipping document number	No	3AKJHHDR5LSLW8386	1
07/14/2022	CO	Hours-Of-Service	395.24C2II - Driver failed to manually add the trailer number	No	3AKJHHDR5LSLW8386	1
07/10/2021	TX	Unsafe Driving	392.2SLLS2 - State/Local Laws - Speeding 6-10 miles per hour over the speed limit	No	3AKJHHDR5LSLW8386	4
No filters were applied when generating this report, see the live report for more options.						

Violation Summary ToC						
BASIC	Violation Group	Code	Description	# of Violations	# of OOS Violations	Severity Points
Unsafe Driving	Speeding 3	392.2SLLS3	State/Local Laws - Speeding 11-14 miles per hour over the speed limit	1	0	7
Vehicle Maintenance	Lighting	393.9TS	Inoperative turn signal	1	0	6
Vehicle Maintenance	Inspection Reports	396.17C	Operating a CMV without proof of a periodic inspection	2	0	4
Vehicle Maintenance	Windshield/ Glass/ Markings	393.60C	Damaged or discolored windshield	1	0	1
Driver Fitness	Medical Certificate	391.41A	Driver not in possession of medical certificate	1	0	1
Unsafe Driving	Not used in SMS Calculation	392.2	Operating a commercial motor vehicle not in accordance with the laws, ordinances, and regulations of the jurisdiction in which it is being operated - Unsafe Driving	2	0	0
	Not used in SMS Calculation	392.2FT	State Or International Fuel Tax (Ifta) Violation	1	0	0
No filters were applied when generating this report, see the live report for more options.						



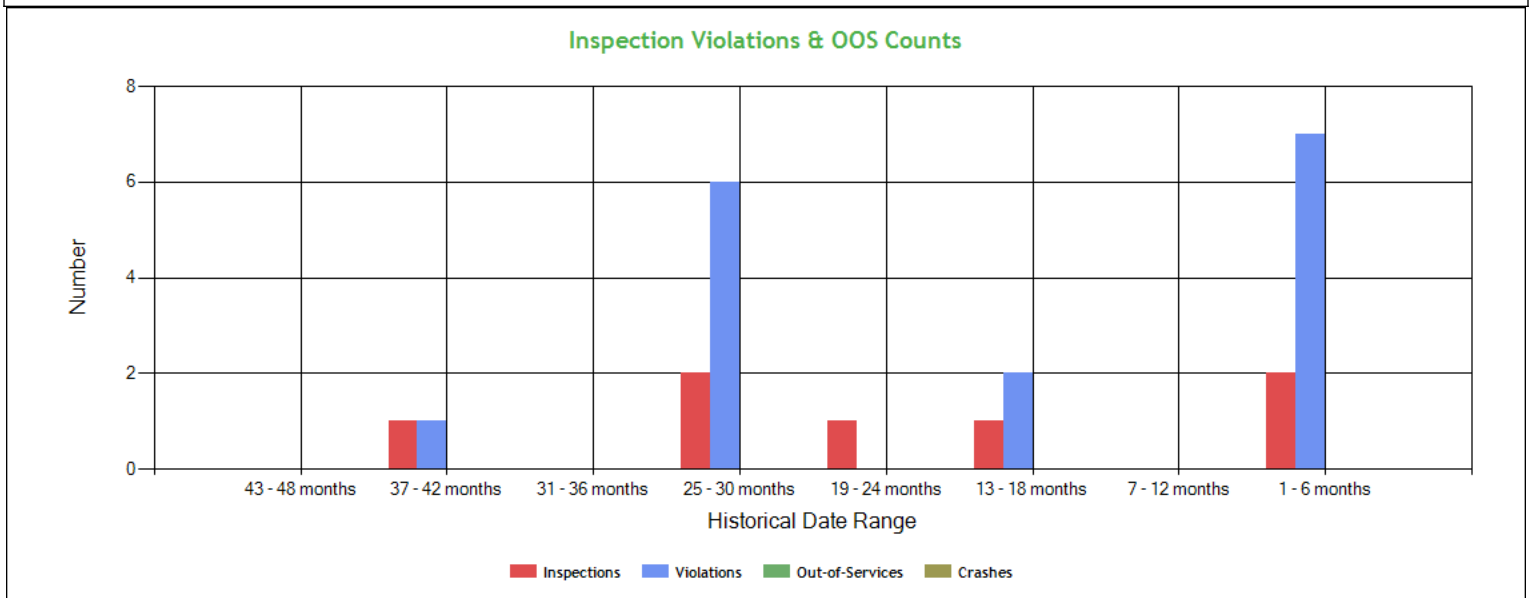
Violation Enforcement Chronology - Chart ToC



Violation Enforcement Chronology - Table ToC

	2021	2022	2023	2024	2025
Traffic Enforcement	2	0	4	0	0
Size/Weight Enforcement	0	12	0	6	0
HazMat Placard Required	0	0	0	0	0
Post Accident	0	0	0	0	0
Controlled Substance/Alcohol	0	0	0	0	0

Inspection Violations & OOS Counts - Chart ToC





Inspection Violations & OOS Counts - Table [ToC](#)

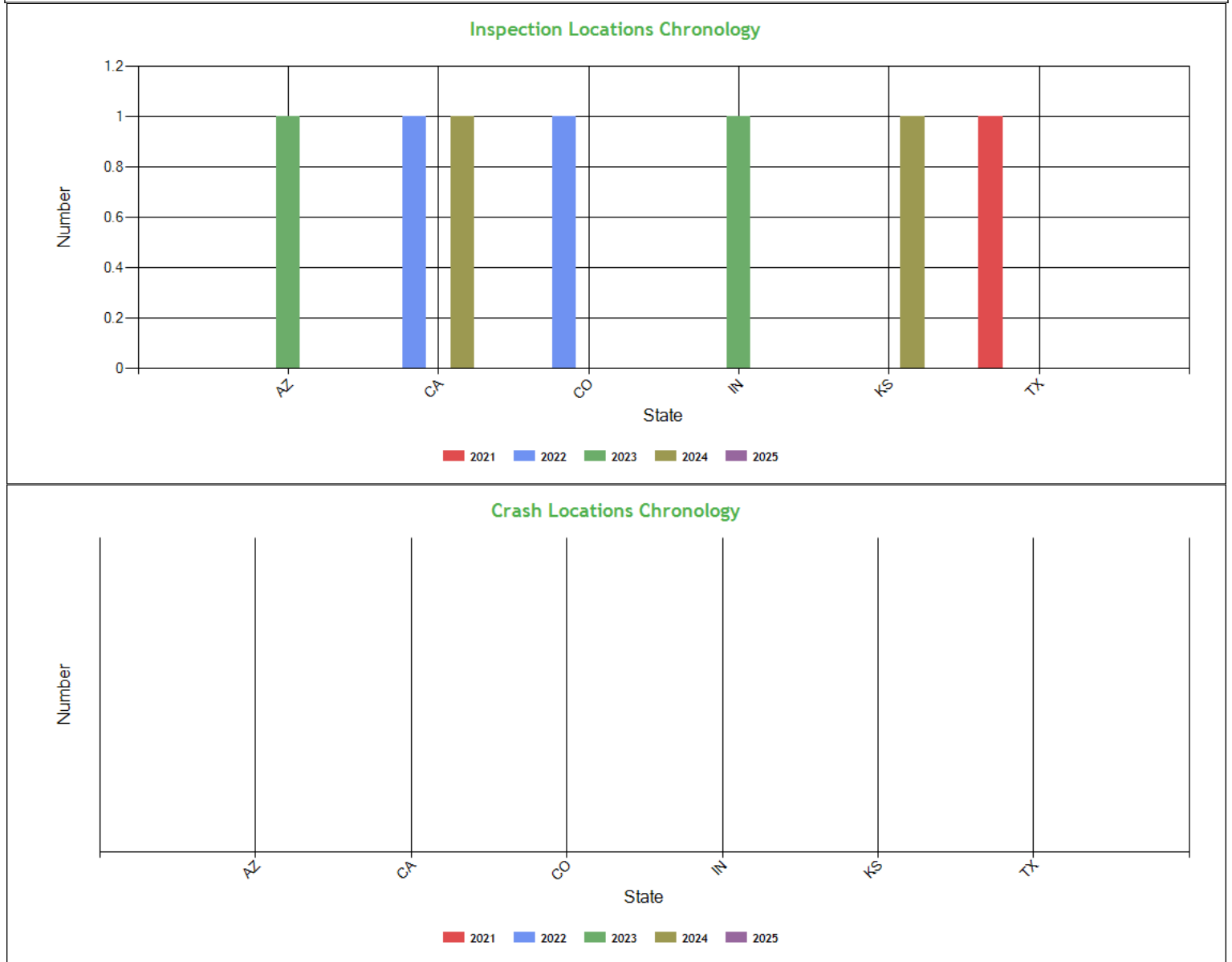
Date Range	Inspections	Violations	Out-of-Services	Crashes
TOTAL	7	16	0	0
1 - 6 months	2	7	0	0
7 - 12 months	0	0	0	0
13 - 18 months	1	2	0	0
19 - 24 months	1	0	0	0
25 - 30 months	2	6	0	0
31 - 36 months	0	0	0	0
37 - 42 months	1	1	0	0
43 - 48 months	0	0	0	0

Radius of Operation (based on Inspections and Crashes during the past 3 years) [ToC](#)

	Total	Drive between 0 and 50 miles radius	Drive between 51 and 200 miles radius	Drive between 201 and 300 miles radius	Drive between 301 and 400 miles radius	Drive between 401 and 500 miles radius	Drive between 501 and 600 miles radius	Drive beyond 600 miles radius
Power Units (i.e. unique VINs)	1	0	0	0	0	0	0	1
Percent	100%	0%	0%	0%	0%	0%	0%	100%



Inspection & Crash Locations - Chart [ToC](#)



Inspection & Crash Locations - Table [ToC](#)

State	Inspections					Violations					Out-of-Services					Crashes				
	2021	2022	2023	2024	2025	2021	2022	2023	2024	2025	2021	2022	2023	2024	2025	2021	2022	2023	2024	2025
TOTAL	1	2	2	2	0	1	6	2	7	0	0	0	0	0	0	0	0	0	0	0
AZ	0	0	1	0	0	0	0	0	0	0	0	0	0	0	0	0	0	0	0	0
CA	0	1	0	1	0	0	0	0	3	0	0	0	0	0	0	0	0	0	0	0
CO	0	1	0	0	0	0	6	0	0	0	0	0	0	0	0	0	0	0	0	0
IN	0	0	1	0	0	0	0	2	0	0	0	0	0	0	0	0	0	0	0	0
KS	0	0	0	1	0	0	0	0	4	0	0	0	0	0	0	0	0	0	0	0
TX	1	0	0	0	0	1	0	0	0	0	0	0	0	0	0	0	0	0	0	0



Hot Spot Summary [ToC](#)

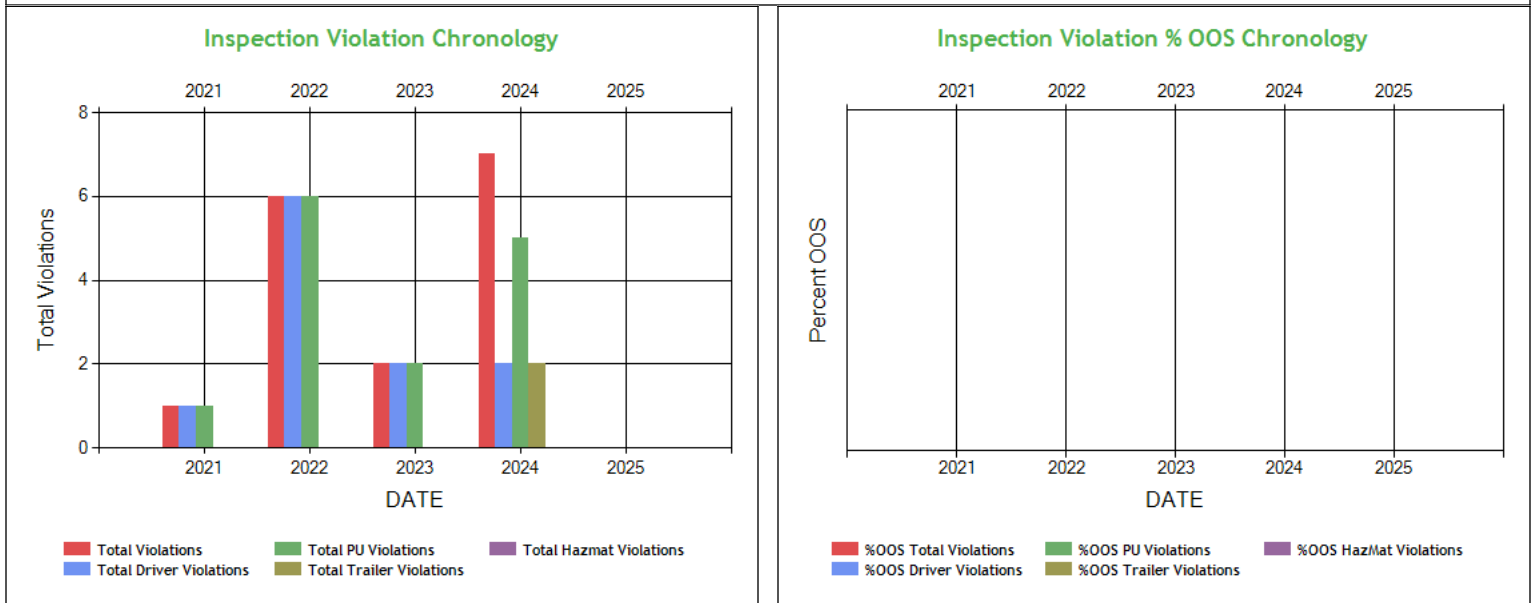
Year	Month	Level 5	Level 5 %	Level 4	Level 4 %	Level 3	Level 3 %	Level 2	Level 2 %	Level 1	Level 1 %	Level 0	Level 0 %	Levels 1 - 5	Levels 1 - 5 %
2024	July (Partial)	0	0.00%	0	0.00%	1	50.00%	0	0.00%	0	0.00%	1	50.00%	1	50.00%
Totals		0	0.00%	0	0.00%	1	50.00%	0	0.00%	0	0.00%	1	50.00%	1	50.00%

Hot Spot Analysis

State	County	Level	Count	Percentage
CA	Monterey	3	1	50.00%

Report generated using the last 12 full months of inspection data

Inspection Violation % OOS Chronology - Chart [ToC](#)

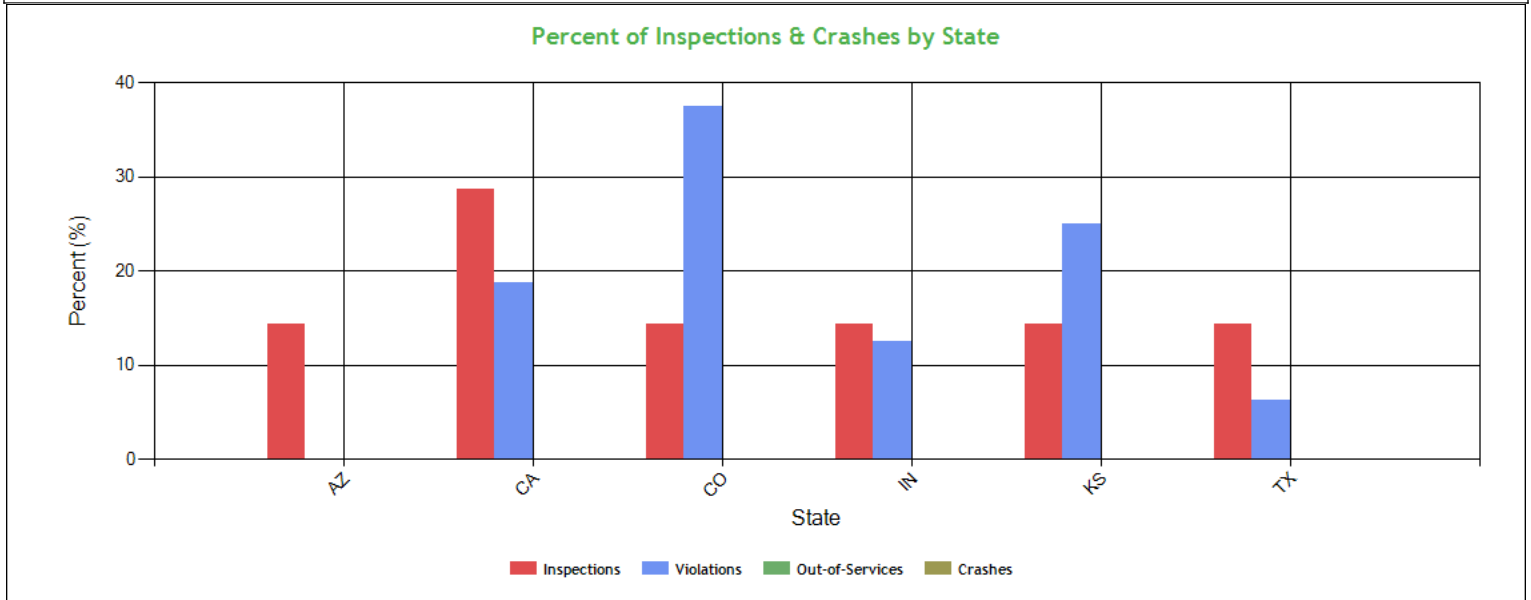


Inspection Violation % OOS Chronology - Table [ToC](#)

	2021	2022	2023	2024	2025
Total Violations	1	6	2	7	0
Total Out Of Services	0	0	0	0	0
%OOS Total Violations	0	0	0	0	0
Total Driver Violations	1	6	2	2	0
Total Driver Out Of Services	0	0	0	0	0
%OOS Driver Violations	0	0	0	0	0
Total PU Violations	1	6	2	5	0
Total PU Out Of Services	0	0	0	0	0
%OOS PU Violations	0	0	0	0	0
Total Trailer Violations	0	0	0	2	0
Total Trailer Out Of Services	0	0	0	0	0
%OOS Trailer Violations	0	0	0	0	0
Total Hazmat Violations	0	0	0	0	0
Total Hazmat Out Of Services	0	0	0	0	0
%OOS HazMat Violations	0	0	0	0	0



Percent of Insp & Crash by State - Chart ToC



Percent of Insp & Crash by State - Table (based on Inspection data from the last 4 years) ToC

State	Inspections		Violations		Out-of-Services		Crashes	
	Total	Percent	Total	Percent	Total	Percent	Total	Percent
	7	100	16	100	0	100	0	100
AZ	1	14.3	0	0	0	0	0	0
CA	2	28.6	3	18.8	0	0	0	0
CO	1	14.3	6	37.5	0	0	0	0
IN	1	14.3	2	12.5	0	0	0	0
KS	1	14.3	4	25	0	0	0	0
TX	1	14.3	1	6.3	0	0	0	0

VIN Insp Summary by State (based on inspection from the last 2 years) ToC

VIN	Insp	Viol Pts	Counts in each State											
			CA		AZ		CO		IN		KS		TX	
			Insp	Viol Pts	Insp	Viol Pts	Insp	Viol Pts	Insp	Viol Pts	Insp	Viol Pts	Insp	Viol Pts
TOTALS	14/74*	7/41**	2	1	1	0	1	14	1	8	1	14	1	4
3AKJHHDR5LSLW8386	7	37	2	1	1	0	1	14	1	8	1	10	1	4
527SR5323HM010432	4	4	2	0	1	0	0	0	0	0	1	4	0	0

*<Total number of inspections for these 2 VIN(s)>/n<Total number of inspections for these 6 state(s)>

**<Total severity sum for these 2 VIN(s)>/n<Total severity sum for these 6 state(s)>

Violations By Unit Type ToC

of Violations: 9 Total Severity: 23 based on inspections in the last 2 years

Violation Unit: Driver	# of Violations: 4	Total Severity: 8	% of Total: 34.78%
Viol. Group: Speeding 3	# of Violations: 1	Total Severity: 7	% of Total: 30.43%
Violation	Number of Occurrences	Viol. Severity	Total Severity
392.2SLLS3:State/Local Laws - Speeding 11-14 miles per hour o	1	7	7
Viol. Group: Medical Certificate	# of Violations: 1	Total Severity: 1	% of Total: 4.35%
391.41A:Driver not in possession of medical certificate	1	1	1
Viol. Group: Not used in SMS Calculation	# of Violations: 2	Total Severity: 0	% of Total: 0%



392.2:Operating a commercial motor vehicle not in accord	1	0	0
392.2FT:State Or International Fuel Tax (lfta) Violation	1	0	0
Violation Unit: Power Unit	# of Violations: 3	Total Severity: 11	% of Total: 47.83%
Viol. Group: Lighting	# of Violations: 1	Total Severity: 6	% of Total: 26.09%
Violation	Number of Occurrences	Viol. Severity	Total Severity
393.9TS:Inoperative turn signal	1	6	6
Viol. Group: Inspection Reports	# of Violations: 1	Total Severity: 4	% of Total: 17.39%
396.17C:Operating a CMV without proof of a periodic inspec	1	4	4
Viol. Group: Windshield/ Glass/ Markings	# of Violations: 1	Total Severity: 1	% of Total: 4.35%
393.60C:Damaged or discolored windshield	1	1	1
Violation Unit: Trailer	# of Violations: 2	Total Severity: 4	% of Total: 17.39%
Viol. Group: Inspection Reports	# of Violations: 1	Total Severity: 4	% of Total: 17.39%
Violation	Number of Occurrences	Viol. Severity	Total Severity
396.17C:Operating a CMV without proof of a periodic inspec	1	4	4
Viol. Group: Not used in SMS Calculation	# of Violations: 1	Total Severity: 0	% of Total: 0%
392.2:Operating a commercial motor vehicle not in accord	1	0	0

Equipment Ownership **ToC**Equipment Ownership (based on MCS-150 dated 7/22/2024)

	Trucks	Tractors	Trailers	Motor Coaches	Vans
Owned	0	1	1	0	0
Term Leased	0	0	0	0	0
Trip Leased	0	0	0	0	0
Total No.	0	1	1	0	0

Equipment Details Power Units **ToC**

VIN	Latest Insp Date	Year	Make	Model	Body Class	Body Type	Axles	Len	Fuel Type
3AKJHHR5LS LW8386	07/29/2024	2020	FREIGHTLINER	New Cascadia 126" Sleepercab	Truck-Tractor	-	-	-	Diesel

Equipment Details Trailers

VIN	Latest Insp Date	Year	Make	Model	Body Class	Body Type	Axles	Len	Fuel Type
527SR5323HM0 10432	07/29/2024	2017	CIMC REEFER TRAILER INC	CIMC REEFER TRAILER,INC.	Trailer	Van Trailer	2	53	-
1UYVS2535EU8 12801	07/10/2021	2014	UTILITY	Utility Trailer Manufacturer	Trailer	Van Trailer	2	53	-

Vehicle Age **ToC**

Year	# Power Units	PU Percentage	# Trailers	Trailres Percentage
2020	1	100.00%	0	0.00%
2017	0	0.00%	1	100.00%

Based on 24 months of inspection data, see the live report for more options

States of Power Unit Registrations **ToC**

State	AZ	CA	CO	IN	KS	TX
Number of Power Units	1	1	1	1	1	1



Equipment Acquisitions - Table [ToC](#)

	Power Units inspected for 1st time in past 12 months	Power Units inspected for 1st time in past 24 months	Power Units inspected during entire date range		Trailers inspected for 1st time in past 12 months	Trailers inspected for 1st time in past 24 months	Trailers inspected during entire date range
Unique VINs	1	1	1		1	1	2
Unique License Plates	1	1	1		1	1	2
License Plate States	1	1	1		1	1	1

Driver Details [ToC](#)**Driver Details** (based on MCS-150 dated 7/22/2024)

	Within 100 mi	Beyond 100 mi	TOTAL
# Drivers Interstate	0	1	1
# Drivers Intrastate	0	0	0
TOTAL	0	1	/
Avg. # Trip Lease Drivers/Mo: 0 # Drivers Grand Total: 1 # Drivers Commercially Licensed: 1			

Shared VIN Summary [ToC](#)

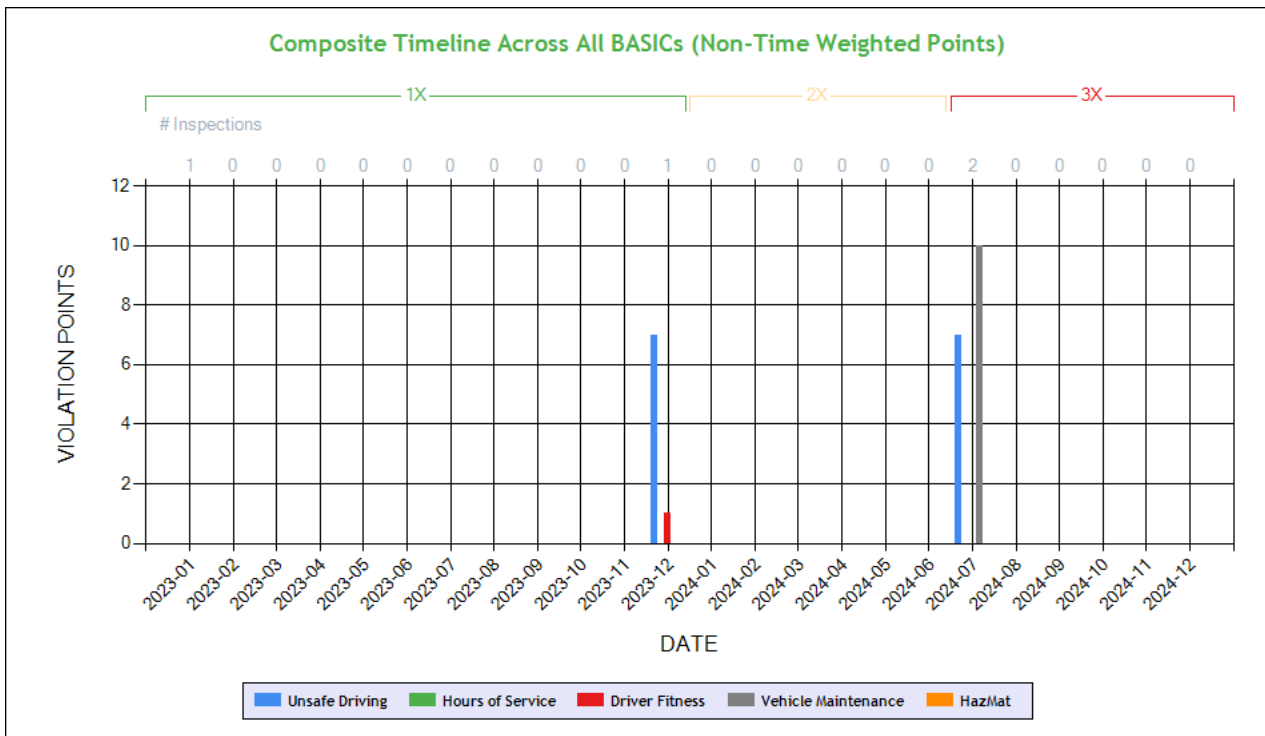
No Data

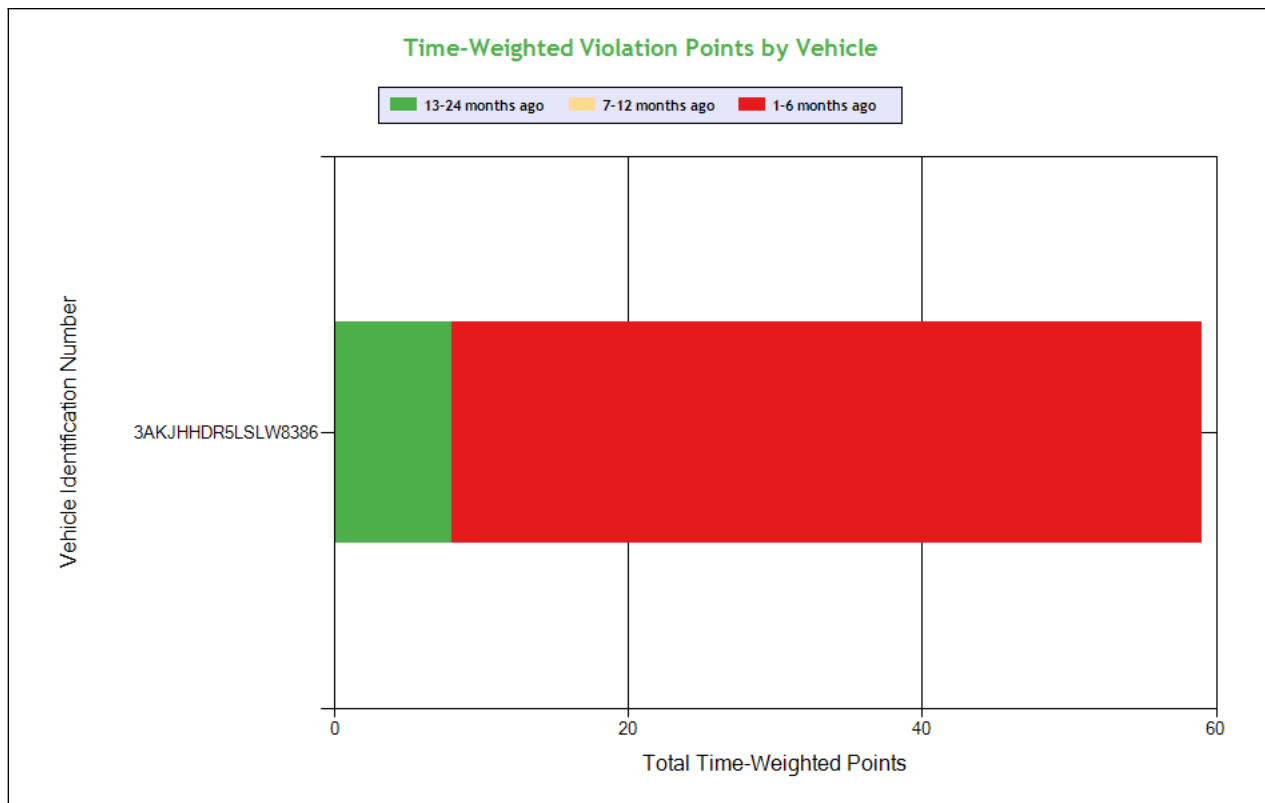
SHIPPERS DETAIL [ToC](#) based on Inspection results for the last 4 years

Shipper Name	Number of Inspections	Shipper Name	Number of Inspections
No Shipper listed	3	BAY VALLEY FOODS LLC	1
FRESH EXPRESS	1	KAUR TRANSPORTATION INC	1
SAFEWAY SALINAS	1		



Carrier Underwriting Report Safety Summary ToC





See the Excel file for the complete analysis

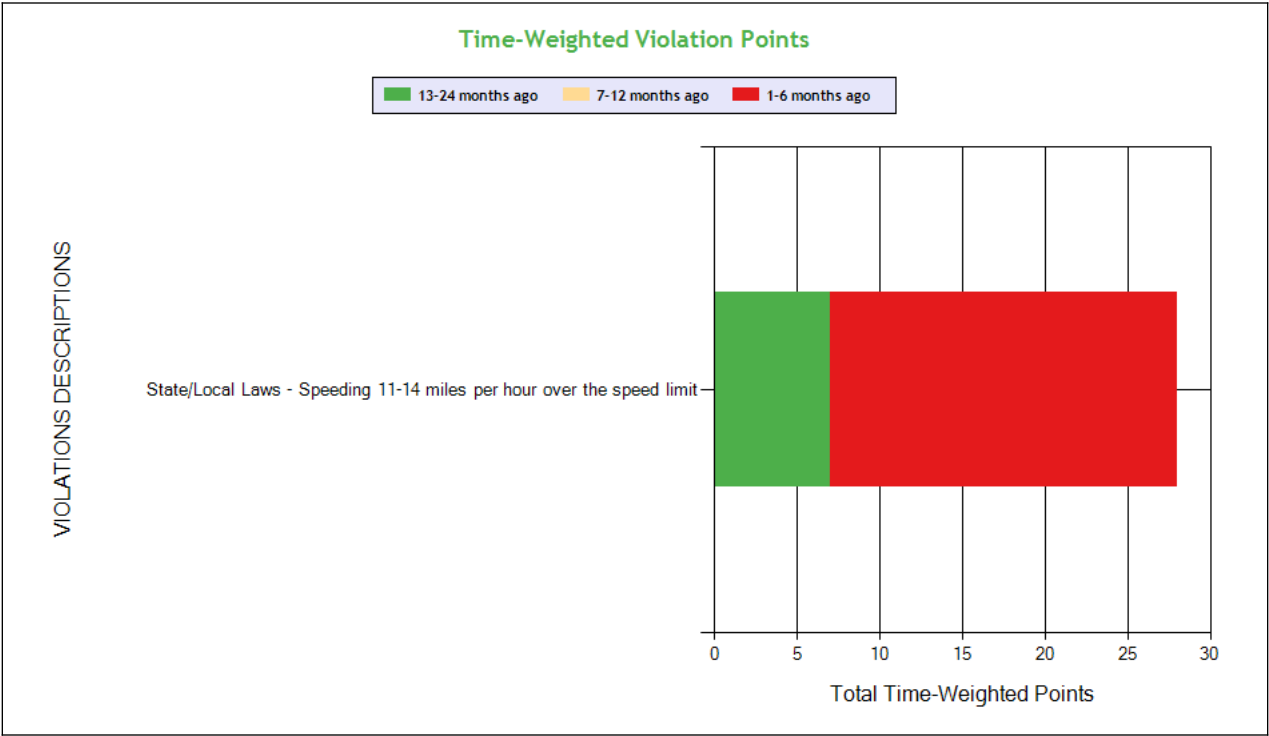
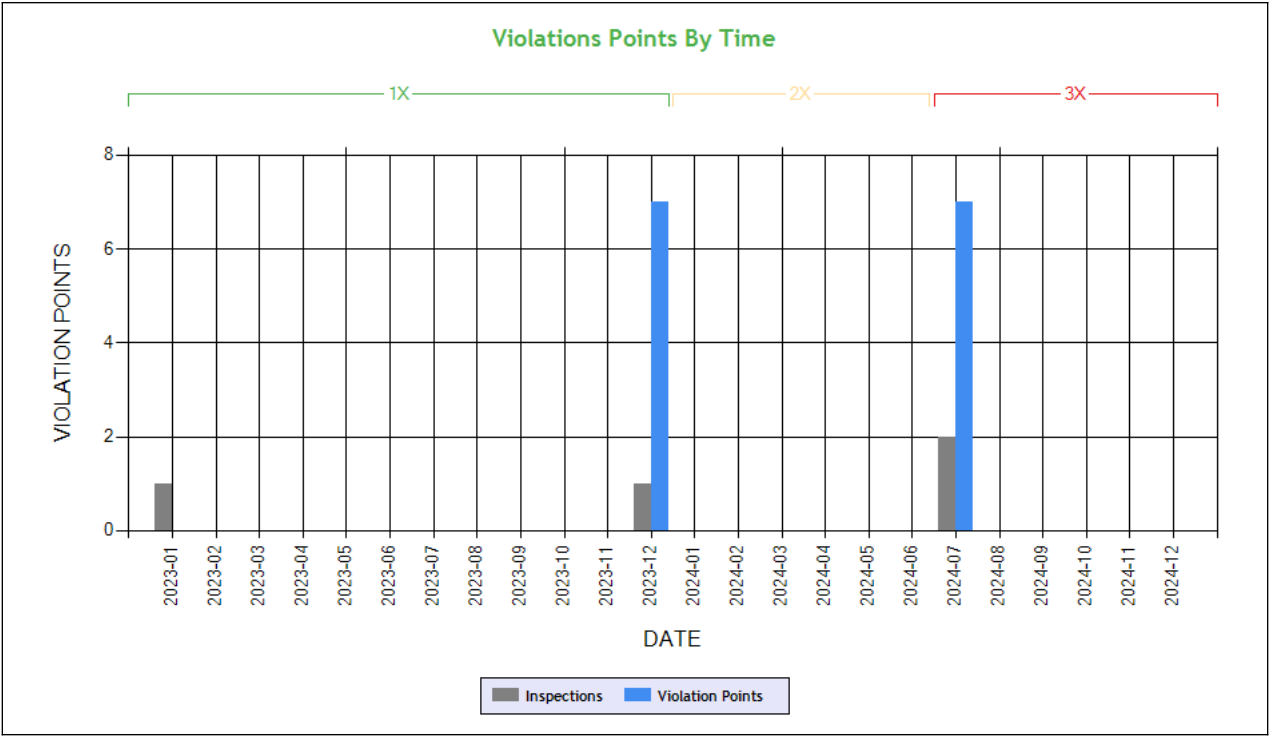
Violations is in (1-6/7-12/13-24mo)

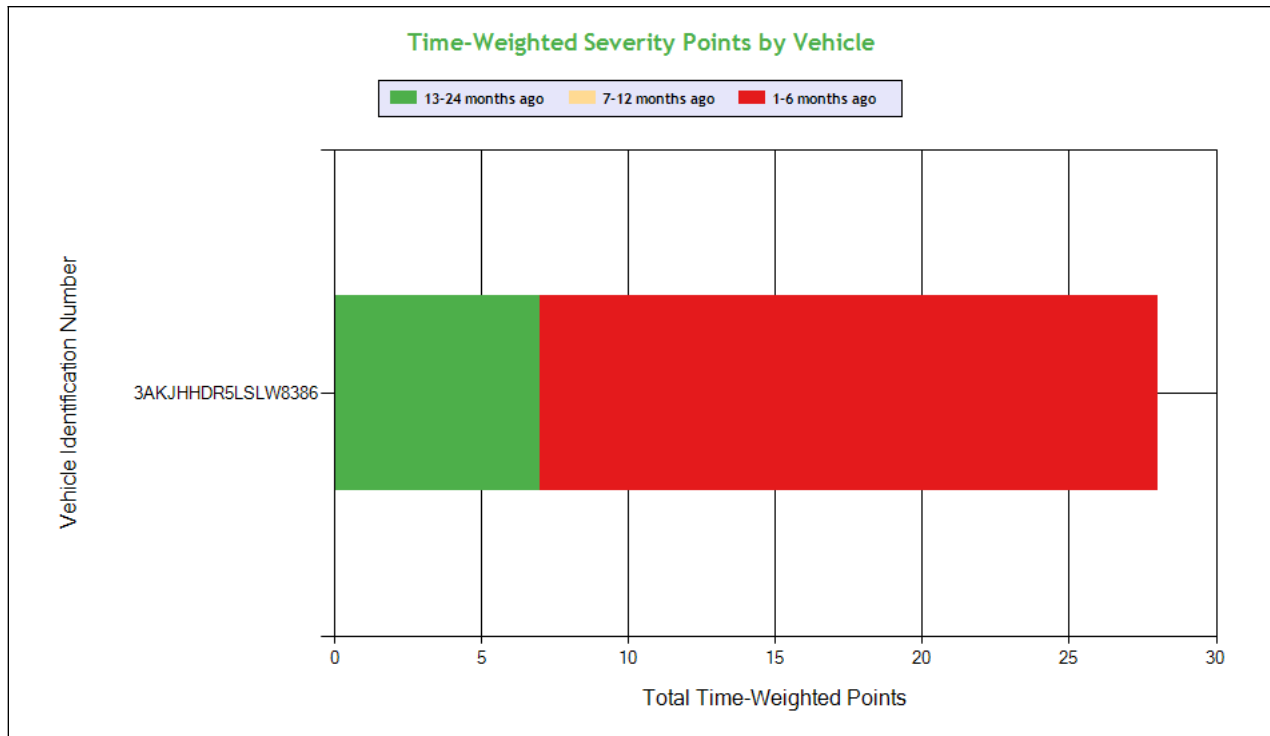
Shaded = Out Of Service Violation						
Violation Group			Speeding 3	Lighting	Inspection Reports	Medical Certificate
Violation Description	Total Time-weighted Points by VIN	% of Total Time-weighted Points by VIN	State/Local Laws - Speeding 11-14 miles per hour over the speed limit	Inoperative turn signal	Operating a CMV without proof of a periodic inspection	Driver not in possession of medical certificate
Driver Resp			Yes	Yes	No	Yes
Total Time-weighted Points			28	18	12	1
% Total Time-Wt Pts			47.46	30.51	20.34	1.69
3AKJHHDR5LSLW8386	59	100	28 (1/0/1)	18 (1/0/0)	12 (1/0/0)	1 (0/0/1)



SAFETY ANALYSIS ToC

Unsafe Driving





See the Excel file for the complete analysis

Violations is in (1-6/7-12/13-24mo)

Shaded = Out Of Service Violation			
Violation Group			Speeding 3
Violation Description	Total Time-weighted Points by VIN	% of Total Time-weighted Points by VIN	State/Local Laws - Speeding 11-14 miles per hour over the speed limit
Driver Resp			Yes
Total Time-weighted Points			28
% Total Time-Wt Pts			100
3AKJHHDR5LSLW8386	28	100	28 (1/0/1)

HOS Compliance

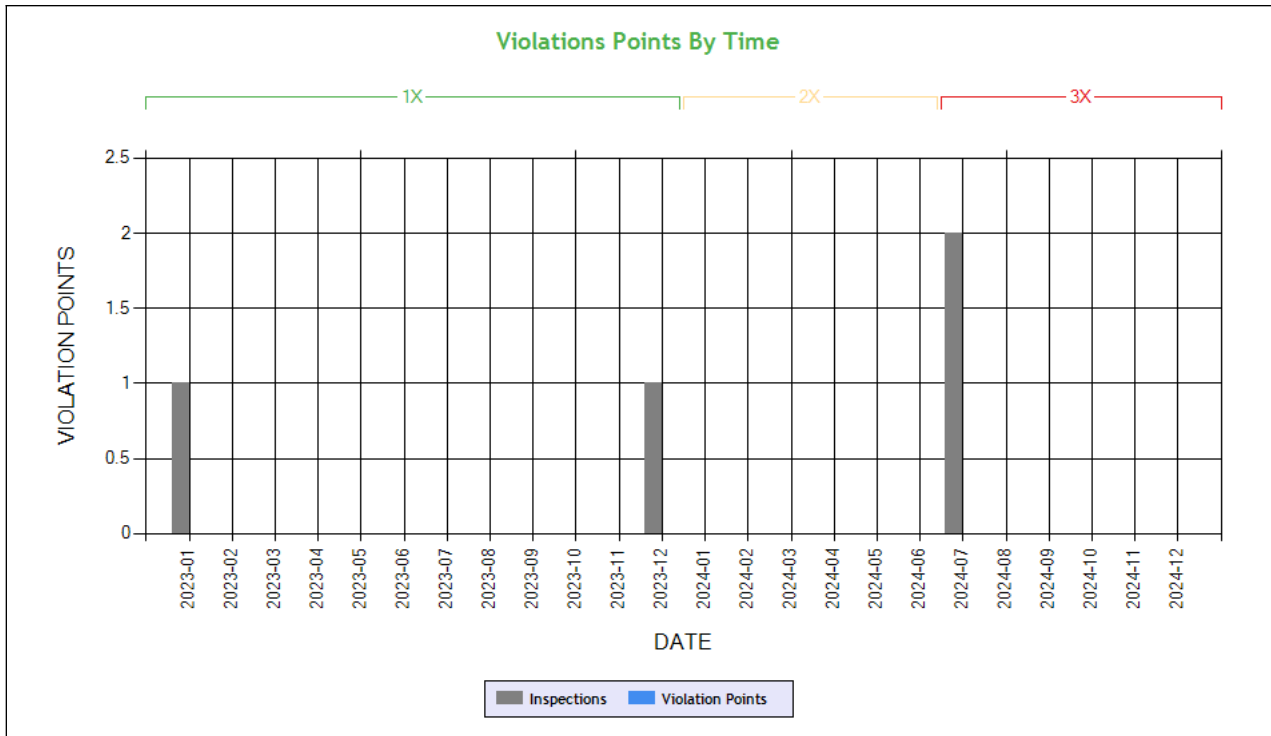
Time-Weighted Violation Points - no data available to draw a chart

Time-Weighted Severity Points by Vehicle - no data available to draw a chart

See the Excel file for the complete analysis

Violations is in (1-6/7-12/13-24mo)

Shaded = Out Of Service Violation		
Violation Group		
Violation Description	Total Time-weighted Points by VIN	% of Total Time-weighted Points by VIN



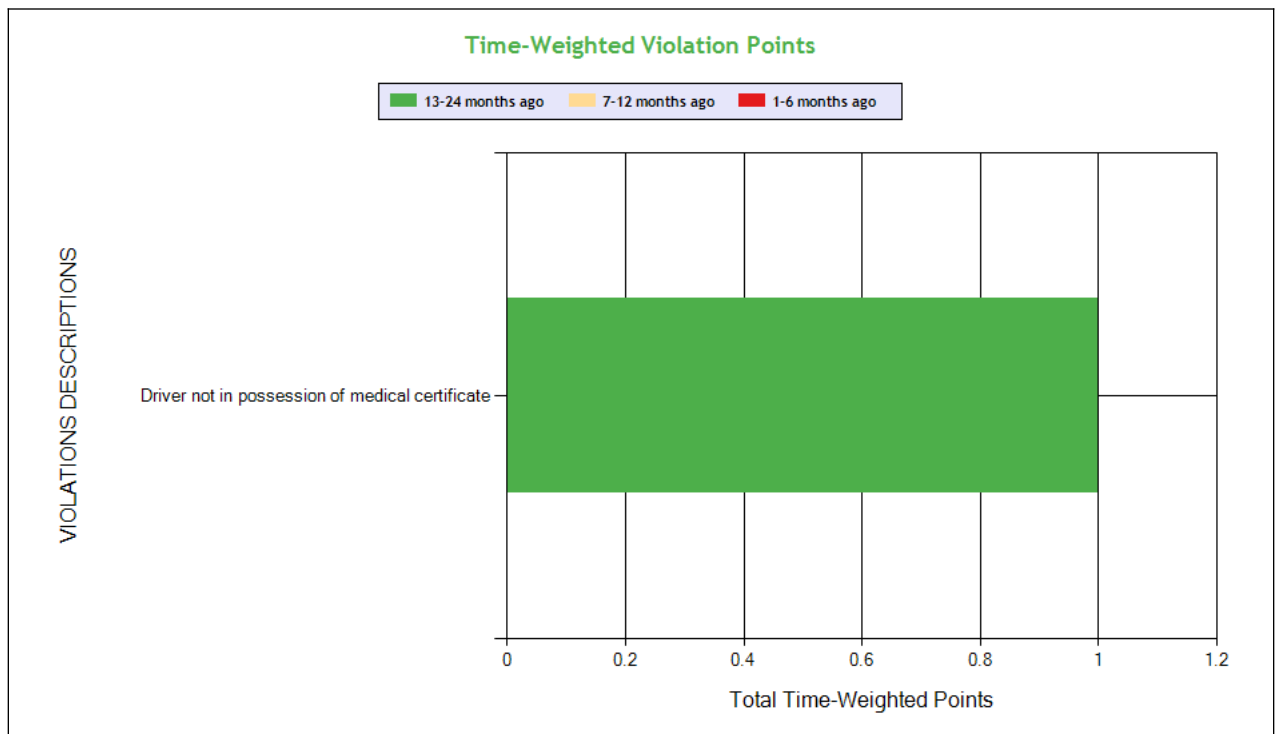
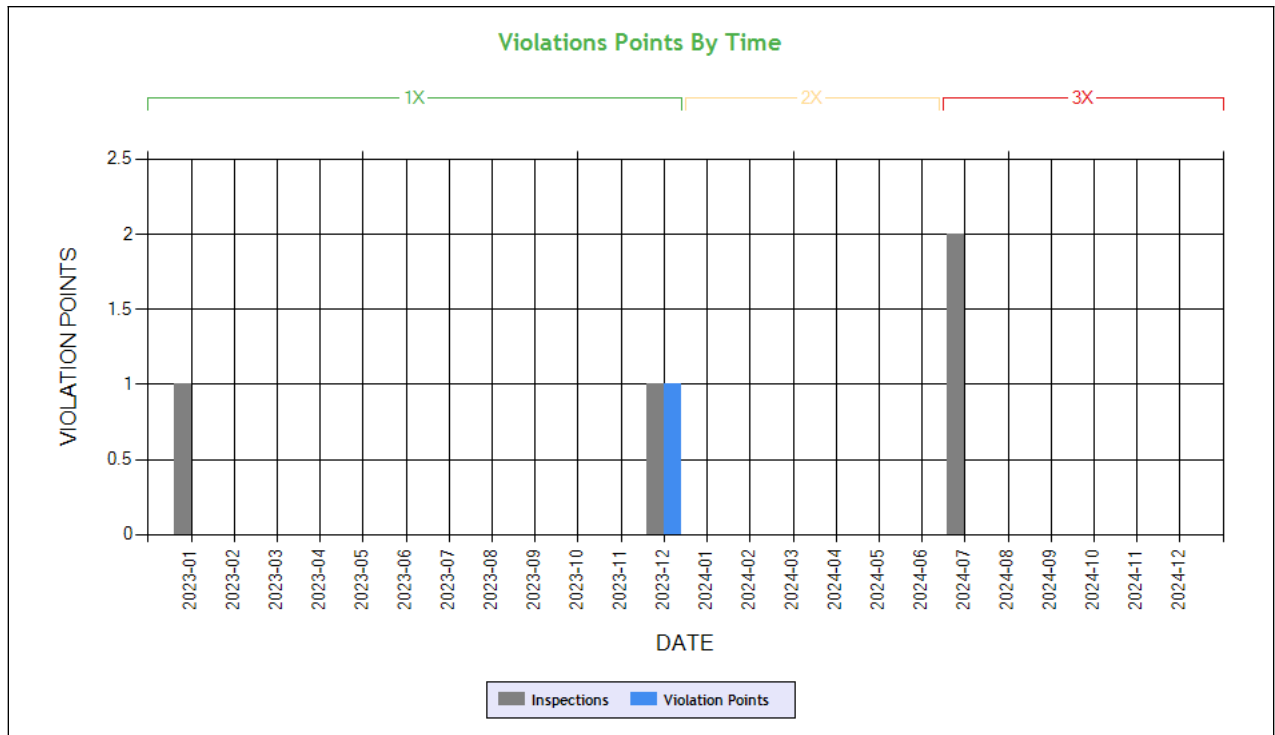
Carrier Software
 1-800-646-5152
 info@CarrierSoftware.com

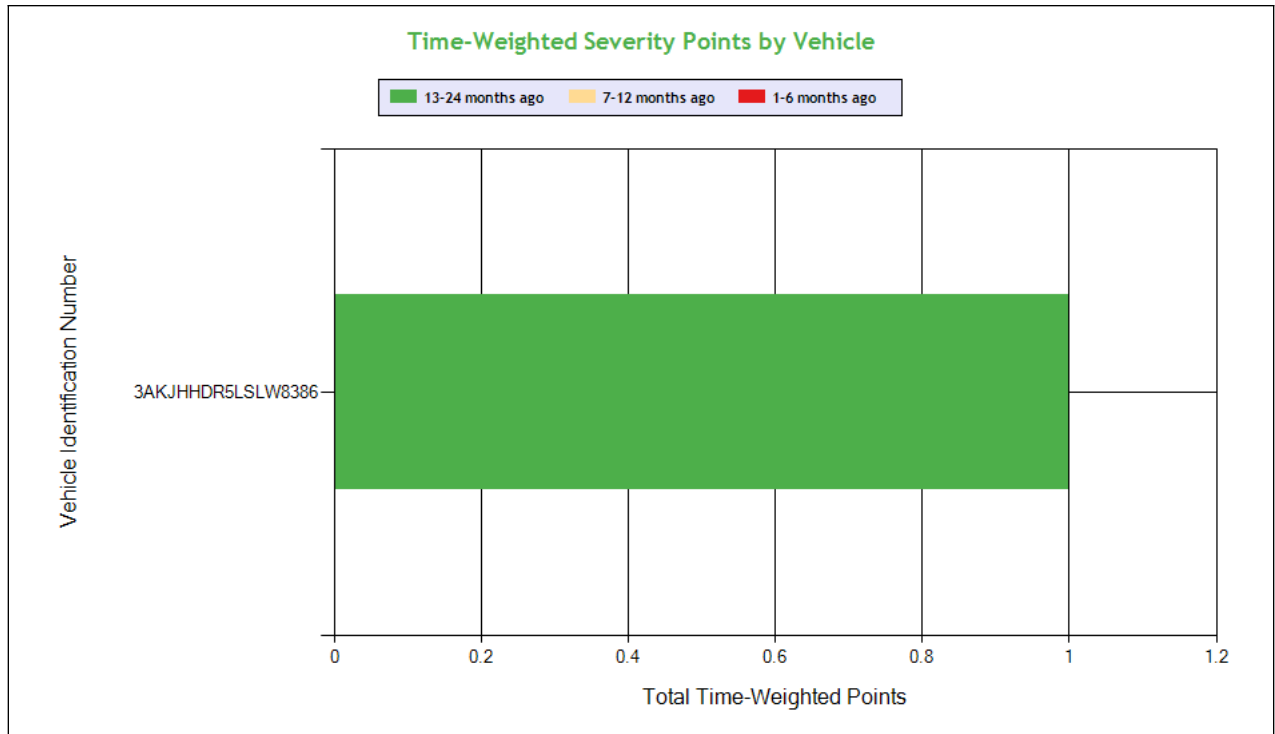
CONFIDENTIAL - Intended for use by Amerigo Insurance Agency - Date: 1/16/2025
KAUR TRANSPORTATION INC - DOT# 3249705 / MC1022437

Driver Resp		
Total Time-weighted Points		
% Total Time-Wt Pts		



Driver Fitness





Carrier Software
 1-800-646-5152
 info@CarrierSoftware.com

CONFIDENTIAL - Intended for use by Amerigo Insurance Agency - Date: 1/16/2025
KAUR TRANSPORTATION INC - DOT# 3249705 / MC1022437

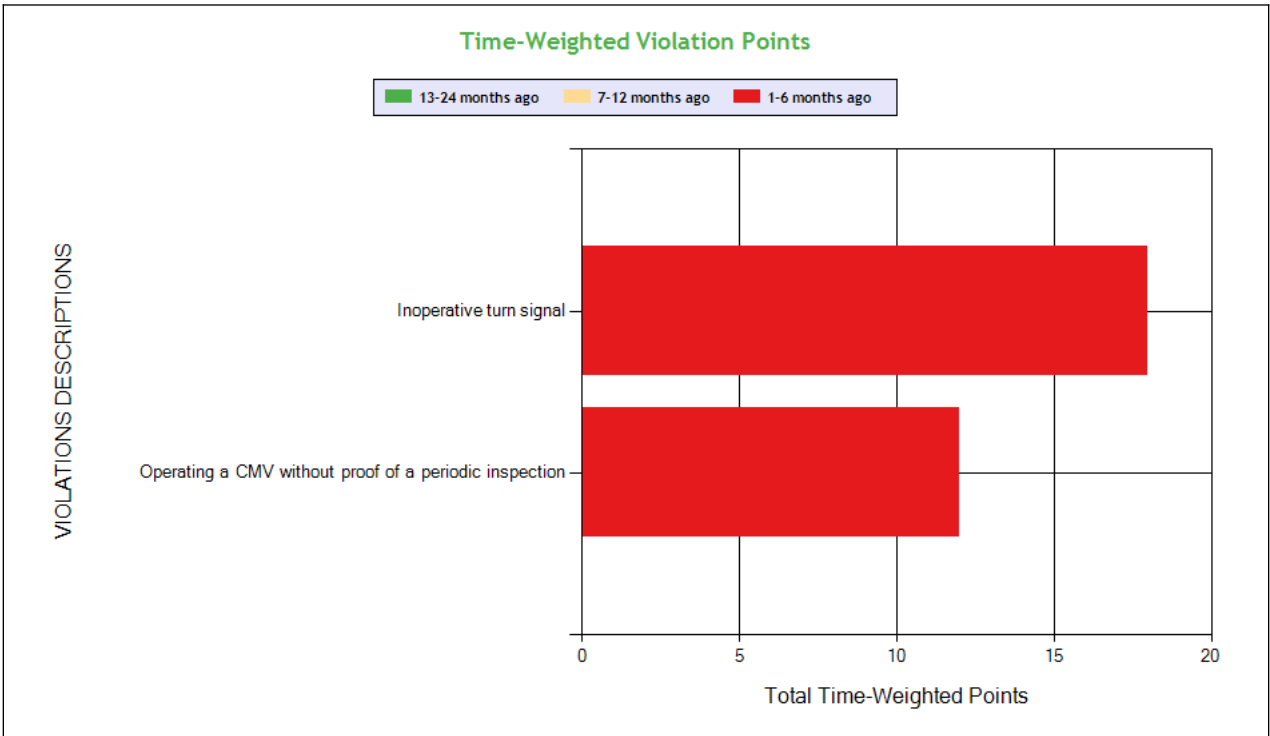
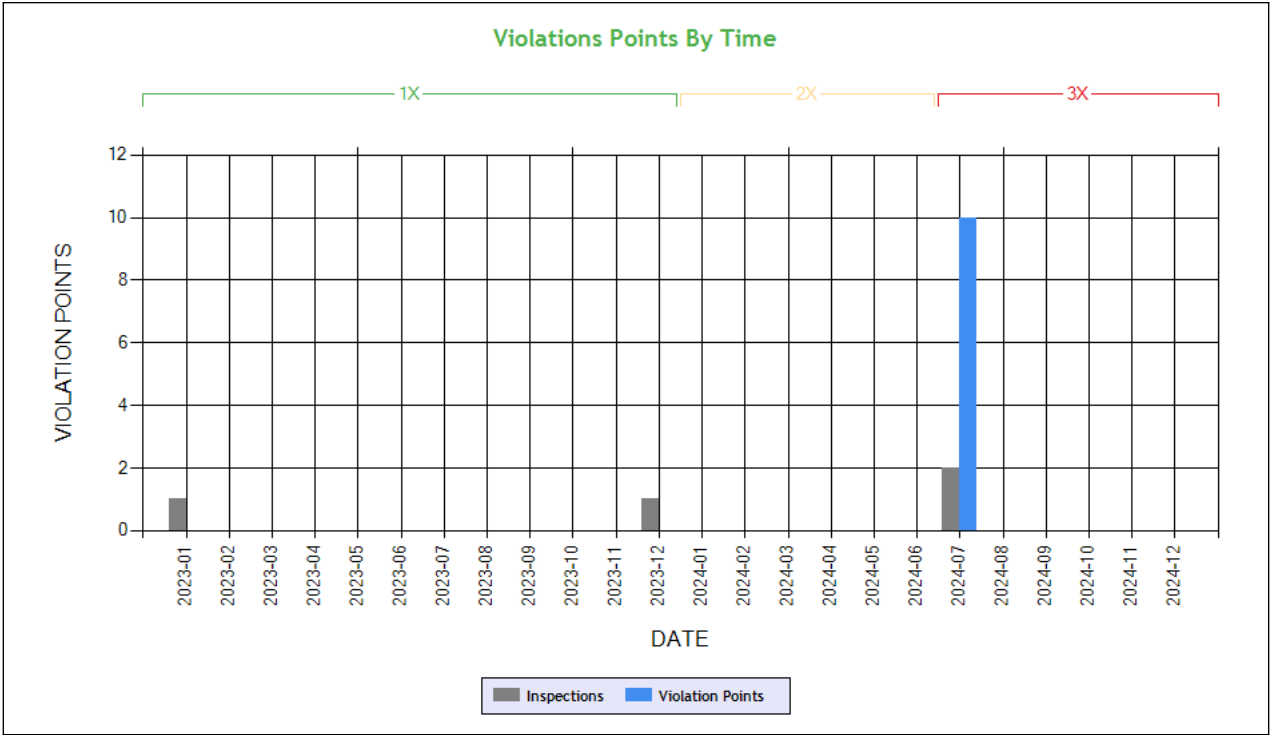
See the Excel file for the complete analysis

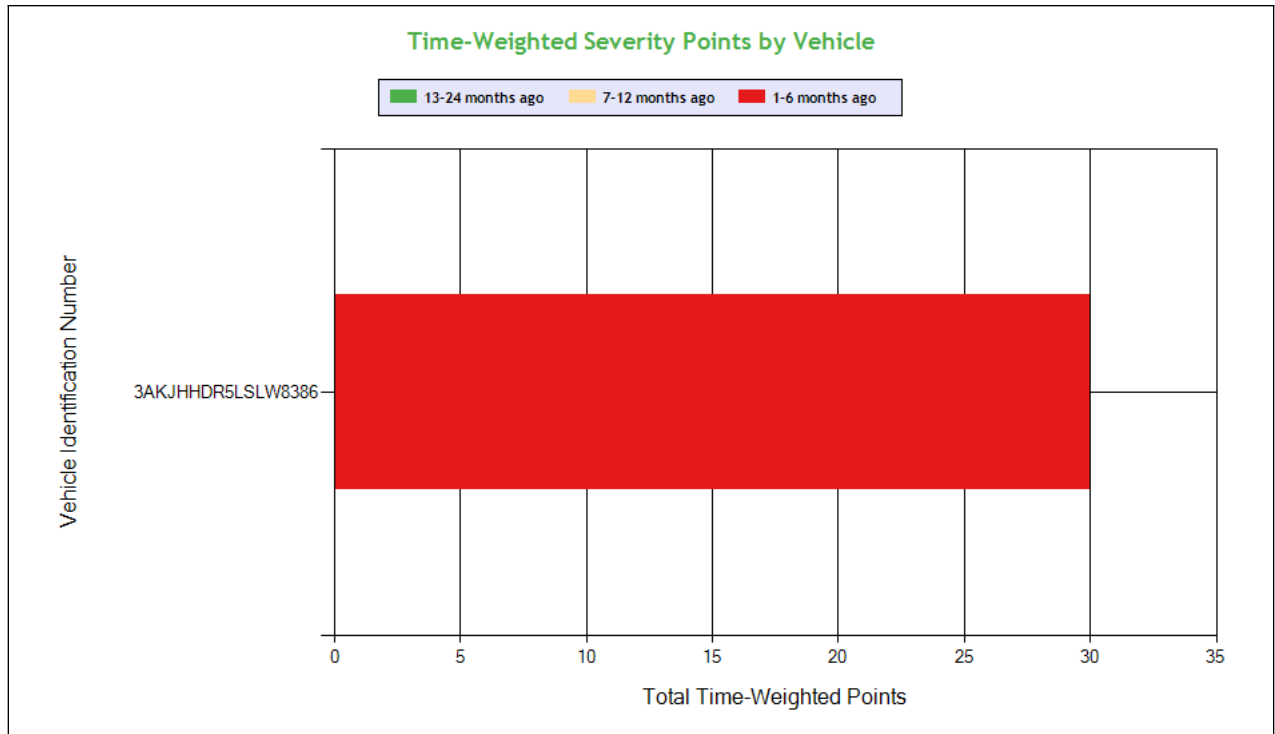
Violations is in (1-6/7-12/13-24mo)

Shaded = Out Of Service Violation			
Violation Group			Medical Certificate
Violation Description	Total Time-weighted Points by VIN	% of Total Time-weighted Points by VIN	Driver not in possession of medical certificate
Driver Resp			Yes
Total Time-weighted Points			1
% Total Time-Wt Pts			100
3AKJHHDR5LSLW8386	1	100	1 (0/0/1)



Vehicle Maintenance





Carrier Software
 1-800-646-5152
 info@CarrierSoftware.com

CONFIDENTIAL - Intended for use by Amerigo Insurance Agency - Date: 1/16/2025

KAUR TRANSPORTATION INC - DOT# 3249705 / MC1022437

See the Excel file for the complete analysis

Violations is in (1-6/7-12/13-24mo)

Shaded = Out Of Service Violation				
Violation Group			Lighting	Inspection Reports
Violation Description	Total Time-weighted Points by VIN	% of Total Time-weighted Points by VIN	Inoperative turn signal	Operating a CMV without proof of a periodic inspection
Driver Resp			Yes	No
Total Time-weighted Points			18	12
% Total Time-Wt Pts			60.0	40.0
3AKJHHDR5LSLW8386	30	100	18 (1/0/0)	12 (1/0/0)

COLOR CODED CRASH TABLE ToC

No crashes have been reported by the DOT on this Motor Carrier

INSPECTIONS WITH SHARED EQUIPMENT:

No Data



LEGEND

Vehicle Information

Inspection for DOT # being analyzed

Inspection for Different DOT #

Crash Information for specific VIN

INSPECTION DETAILS for ALL Inspections

PDF shows the first 100 Power Unit & Trailer VINs with most recent inspections using data from the last 4 years

POWER UNIT Inspections Section

VIN: 3AKJHHDR5LSLW8386			Unit: Truck Tractor		Year: 2020	Make: FREIGHTLINER	
DOT No: 3249705		Docket No: MC1022437		Name: KAUR TRANSPORTATION INC		Interstate: Yes	
Date	Unit License	Unit Lic State	Violation Unit	Violation Description	Severity	OOS	Citation
07/29/2024	YP01438	CA	1	393.9TS - Inoperative turn signal	6	No	
07/29/2024	YP01438	CA	1	396.17C - Operating a CMV without proof of a periodic inspection	4	No	
07/29/2024	YP01438	CA	D	392.2FT - State Or International Fuel Tax (Ifta) Violation	0	No	
07/23/2024	YP01438	CA	1	393.60C - Damaged or discolored windshield	1	No	
07/23/2024	YP01438	CA	D	392.2 - Operating a commercial motor vehicle not in accordance with the laws, ordinances, and regulations of the jurisdiction in which it is being operated - Unsafe Driving	0	No	RQ00530
12/06/2023	YP01438	CA	D	391.41A - Driver not in possession of medical certificate	1	No	
12/06/2023	YP01438	CA	D	392.2SLLS3 - State/Local Laws - Speeding 11-14 miles per hour over the speed limit	7	No	
01/10/2023	YP01438	CA	-	-	-	-	-
10/07/2022	YP01438	CA	-	-	-	-	-
07/14/2022	YP01438	CA	D	395.24C2II - Driver failed to manually add the trailer number	1	No	
07/14/2022	YP01438	CA	D	395.24C2III - Driver failed to manually add shipping document number	1	No	
07/14/2022	YP01438	CA	D	395.26B - Motor carrier failed to ensure that the ELD automatically recorded the required data elements.	1	No	
07/14/2022	YP01438	CA	D	395.30B1 - Driver failed to certify the accuracy of the information gathered by the ELD	1	No	
07/14/2022	YP01438	CA	D	395.32B - Driver failed to assume or decline unassigned driving time	5	No	
07/14/2022	YP01438	CA	D	395.34A1 - Failing to note malfunction that requires use of paper log	5	No	
07/10/2021	YP01438	CA	D	392.2SLLS2 - State/Local Laws - Speeding 6-10 miles per hour over the speed limit	4	No	

TRAILER Inspections Section

VIN: 3AKJHHDR5LSLW8386			Unit: Truck Tractor		Year: 2020	Make: FREIGHTLINER	
DOT No: 3249705		Docket No: MC1022437		Name: KAUR TRANSPORTATION INC		Interstate: Yes	



Date	Unit License	Unit Lic State	Violation Unit	Violation Description	Severity	OOS	Citation
07/29/2024	YP01438	CA	1	393.9TS - Inoperative turn signal	6	No	
07/29/2024	YP01438	CA	1	396.17C - Operating a CMV without proof of a periodic inspection	4	No	
07/29/2024	YP01438	CA	D	392.2FT - State Or International Fuel Tax (Ifta) Violation	0	No	
07/23/2024	YP01438	CA	1	393.60C - Damaged or discolored windshield	1	No	
07/23/2024	YP01438	CA	D	392.2 - Operating a commercial motor vehicle not in accordance with the laws, ordinances, and regulations of the jurisdiction in which it is being operated - Unsafe Driving	0	No	RQ00530
12/06/2023	YP01438	CA	D	391.41A - Driver not in possession of medical certificate	1	No	
12/06/2023	YP01438	CA	D	392.2SLLS3 - State/Local Laws - Speeding 11-14 miles per hour over the speed limit	7	No	
01/10/2023	YP01438	CA	-	-	-	-	-
10/07/2022	YP01438	CA	-	-	-	-	-
07/14/2022	YP01438	CA	D	395.24C2II - Driver failed to manually add the trailer number	1	No	
07/14/2022	YP01438	CA	D	395.24C2III - Driver failed to manually add shipping document number	1	No	
07/14/2022	YP01438	CA	D	395.26B - Motor carrier failed to ensure that the ELD automatically recorded the required data elements.	1	No	
07/14/2022	YP01438	CA	D	395.30B1 - Driver failed to certify the accuracy of the information gathered by the ELD	1	No	
07/14/2022	YP01438	CA	D	395.32B - Driver failed to assume or decline unassigned driving time	5	No	
07/14/2022	YP01438	CA	D	395.34A1 - Failing to note malfunction that requires use of paper log	5	No	
07/10/2021	YP01438	CA	D	392.2SLLS2 - State/Local Laws - Speeding 6-10 miles per hour over the speed limit	4	No	

Inspection Summary By Month (based on inspections from the last 4 years) ToC						
Year-Month	Number of Inspections	Number of Power Units	Total Violations	Total OOS Inspections	Total Severity Points	Number of Crashes
2024-07	2	2	7	0	15	0
2023-12	1	1	2	0	8	0
2023-01	1	1	0	0	0	0
2022-10	1	1	0	0	0	0
2022-07	1	1	8	0	14	0
2021-07	1	1	1	0	4	0
Note: The most recent month's counts may not include all the inspections for that month.						

VIN Inspection Violation Details ToC									
# of VINs: 2 # of Insp: 9 Severity Weight: 63 Avg. Weight/VIN: 7.0 (based on inspections in the last 4 years, showing top 50 VINs inspected most recently)									
VIN 3AKJHHR5LSLW8386		# of Inspections: 5		Total Severity: 37		Percentage of Total: 58.73%		Avg. Weight Per Inspection: 7.4	
Inspection Date	Inspection ID	Inspection State	Location Description	Total Severity	# of Violations	Shipper Name	Inspection Level	Post Accident	Out of Service
07/29/2024	82257042	KS	BELLEVILLE M.C.I.S. #58	10	3	BAY VALLEY FOODS LLC	2	No	No
BASIC		Unit Type		Severity		Description		Out of Service	
Vehicle Maintenance		Truck Tractor		6		393.9TS:Inoperative turn signal		No	
Vehicle Maintenance		Truck Tractor		4		396.17C:Operating a CMV without proof of a periodic inspec		No	
		Truck Tractor		0		392.2FT:State Or International Fuel Tax (Ifta) Violation		No	
Inspection Date	Inspection ID	Inspection State	Location Description	Total Severity	# of Violations	Shipper Name	Inspection Level	Post Accident	Out of Service
07/23/2024	82489348	CA	UA 101 NB S/OF MALLORY	1	2	SAFEWAY SALINAS	3	No	No
BASIC		Unit Type		Severity		Description		Out of Service	
Vehicle Maintenance		Truck Tractor		1		393.60C:Damaged or discolored windshield		No	
Unsafe Driving		Truck Tractor		0		392.2:Operating a commercial motor vehicle not in accord		No	
Inspection Date	Inspection ID	Inspection State	Location Description	Total Severity	# of Violations	Shipper Name	Inspection Level	Post Accident	Out of Service
12/06/2023	80350867	IN	KNIGHTSTOWN IN	8	2		3	No	No
BASIC		Unit Type		Severity		Description		Out of Service	



Unsafe Driving		Truck Tractor		7		392.2SLLS3:State/Local Laws - Speeding 11-14 miles per hour o		No	
Driver Fitness		Truck Tractor		1		391.41A:Driver not in possession of medical certificate		No	
Inspection Date	Inspection ID	Inspection State	Location Description	Total Severity	# of Violations	Shipper Name	Inspection Level	Post Accident	Out of Service
07/14/2022	76067282	CO	MONUMENT POE SB	14	6		3	No	No
BASIC		Unit Type		Severity		Description		Out of Service	
Hours-Of-Servce Compliance		Truck Tractor		5		395.32B:Driver failed to assume or decline unassigned driv		No	
Hours-Of-Servce Compliance		Truck Tractor		5		395.34A1:Failing to note malfunction that requires use of p		No	
Hours-Of-Servce Compliance		Truck Tractor		1		395.24C2II:Driver failed to manually add the trailer number		No	
Hours-Of-Servce Compliance		Truck Tractor		1		395.24C2III:Driver failed to manually add shipping document nu		No	
Hours-Of-Servce Compliance		Truck Tractor		1		395.26B:Motor carrier failed to ensure that the ELD automa		No	
Hours-Of-Servce Compliance		Truck Tractor		1		395.30B1:Driver failed to certify the accuracy of the infor		No	
Inspection Date	Inspection ID	Inspection State	Location Description	Total Severity	# of Violations	Shipper Name	Inspection Level	Post Accident	Out of Service
07/10/2021	73156579	TX	IH-0010 IN HARRIS CO. (742-797	4	1	KAUR TRANSPORTATIO N INC	4	No	No
BASIC		Unit Type		Severity		Description		Out of Service	
Unsafe Driving		Truck Tractor		4		392.2SLLS2:State/Local Laws - Speeding 6-10 miles per hour ov		No	
VIN 527SR5323HM010432		# of Inspections: 4		Total Severity: 26		Percentage of Total: 41.27%		Avg. Weight Per Inspection: 6.5	
Inspection Date	Inspection ID	Inspection State	Location Description	Total Severity	# of Violations	Shipper Name	Inspection Level	Post Accident	Out of Service
07/29/2024	82257042	KS	BELLEVILLE M.C.I.S. #58	10	2	BAY VALLEY FOODS LLC	2	No	No
BASIC		Unit Type		Severity		Description		Out of Service	
Vehicle Maintenance		Semi Trailer		6		393.9TS:Inoperative turn signal		No	
Vehicle Maintenance		Semi Trailer		4		396.17C:Operating a CMV without proof of a periodic inspec		No	
Inspection Date	Inspection ID	Inspection State	Location Description	Total Severity	# of Violations	Shipper Name	Inspection Level	Post Accident	Out of Service
07/23/2024	82489348	CA	UA 101 NB S/OFF MALLORY	1	1	SAFEWAY SALINAS	3	No	No
BASIC		Unit Type		Severity		Description		Out of Service	
Vehicle Maintenance		Semi Trailer		1		393.60C:Damaged or discolored windshield		No	
Inspection Date	Inspection ID	Inspection State	Location Description	Total Severity	# of Violations	Shipper Name	Inspection Level	Post Accident	Out of Service
12/06/2023	80350867	IN	KNIGHTSTOWN IN	1	1		3	No	No
BASIC		Unit Type		Severity		Description		Out of Service	
Driver Fitness		Semi Trailer		1		391.41A:Driver not in possession of medical certificate		No	
Inspection Date	Inspection ID	Inspection State	Location Description	Total Severity	# of Violations	Shipper Name	Inspection Level	Post Accident	Out of Service
07/14/2022	76067282	CO	MONUMENT POE SB	14	6		3	No	No
BASIC		Unit Type		Severity		Description		Out of Service	
Hours-Of-Servce Compliance		Semi Trailer		5		395.32B:Driver failed to assume or decline unassigned driv		No	
Hours-Of-Servce Compliance		Semi Trailer		5		395.34A1:Failing to note malfunction that requires use of p		No	
Hours-Of-Servce Compliance		Semi Trailer		1		395.24C2II:Driver failed to manually add the trailer number		No	
Hours-Of-Servce Compliance		Semi Trailer		1		395.24C2III:Driver failed to manually add shipping document nu		No	
Hours-Of-Servce Compliance		Semi Trailer		1		395.26B:Motor carrier failed to ensure that the ELD automa		No	
Hours-Of-Servce Compliance		Semi Trailer		1		395.30B1:Driver failed to certify the accuracy of the infor		No	



Inspection History ToC							
Inspection Date	Report Number	Report State	Plate Number	Plate State	Type	Severity Weight	Time Weight
07/29/2024	HP93513355	KS	YP01438	CA	Truck Tractor		3
3AKJHHDR5LSLW8386 - Power Unit - State/Local Laws Violation: 392.2FTState Or International Fuel Tax (Ifta) Violation						0	
3AKJHHDR5LSLW8386 - Power Unit - Vehicle Maintenance Violation: 393.9TSInoperative turn signal						6	
3AKJHHDR5LSLW8386 - Power Unit - Vehicle Maintenance Violation: 396.17COperating a CMV without proof of a periodic inspection						4	
07/23/2024	UCBH004644	CA	YP01438	CA	Truck Tractor		3
3AKJHHDR5LSLW8386 - Power Unit - Unsafe Driving Violation: 392.2Operating a commercial motor vehicle not in accordance with the laws, ordinances, and regulations of the jurisdiction in which it is being operated - Unsafe Driving						0	
3AKJHHDR5LSLW8386 - Power Unit - Vehicle Maintenance Violation: 393.60CDamaged or discolored windshield						1	
12/06/2023	7800000548	IN	YP01438	CA	Truck Tractor		1
3AKJHHDR5LSLW8386 - Power Unit - Driver Fitness Violation: 391.41ADriver not in possession of medical certificate						1	
3AKJHHDR5LSLW8386 - Power Unit - Unsafe Driving Violation: 392.2SLLS3State/Local Laws - Speeding 11-14 miles per hour over the speed limit						7	
01/10/2023	OY25000911	AZ	YP01438	CA	Truck Tractor		1
10/07/2022	UDK7001823	CA	YP01438	CA	Truck Tractor		0
07/14/2022	PF11501380	CO	YP01438	CA	Truck Tractor		0
3AKJHHDR5LSLW8386 - Power Unit - Hours-Of-Service Violation: 395.24C2IIDriver failed to manually add the trailer number						1	
3AKJHHDR5LSLW8386 - Power Unit - Hours-Of-Service Violation: 395.24C2IIIDriver failed to manually add shipping document number						1	
3AKJHHDR5LSLW8386 - Power Unit - Hours-Of-Service Violation: 395.26BMotor carrier failed to ensure that the ELD automatically recorded the required data elements.						1	
3AKJHHDR5LSLW8386 - Power Unit - Hours-Of-Service Violation: 395.30B1Driver failed to certify the accuracy of the information gathered by the ELD						1	
3AKJHHDR5LSLW8386 - Power Unit - Hours-Of-Service Violation: 395.32BDriver failed to assume or decline unassigned driving time						5	
3AKJHHDR5LSLW8386 - Power Unit - Hours-Of-Service Violation: 395.34A1Failing to note malfunction that requires use of paper log						5	
07/10/2021	62DA9DBDX0	TX	YP01438	CA	Truck Tractor		0
3AKJHHDR5LSLW8386 - Power Unit - Unsafe Driving Violation: 392.2SLLS2State/Local Laws - Speeding 6-10 miles per hour over the speed limit						4	
Only the first 20 inspections are shown. See the live report for more data.							