



## Table of Contents

1. Overview	2. BASIC Scores History
3. BASIC Measures	4. KPI: BASIC Measures by Cargo Group
5. Estimated ISS Score	6. Investigation Results
7. Penalties History	8. Acute Critical Violations
9. Red Flag Violation Details	10. DOT Registration Information
11. DOT MCS-150 History	12. Crash Summary
13. Inspection Summary	14. KPI: Inspection Viol OOS Rates by Cargo Group
15. FHWA Registration Information	16. FHWA Insurance Information
17. FHWA Authorities	18. Severe Violations
19. Violation Report	20. Violation Summary
21. Violation Enforcement Chronology	22. Inspection Violations & OOS Counts
23. Radius Of Operation	24. Inspection & Crash Locations
25. Cargo Hot Spots	26. Inspection Violations & OOS Chronology
27. Percent of Insp & Crash by State	28. VIN Insp Summary by State
29. Violations By Unit Type	30. Equipment Ownership
31. Equipment Details	32. Vehicle Age
33. States of Power Unit Registrations	34. Equipment Acquisitions
35. Driver Details	36. Shared VIN Summary
37. Shipper Table	38. Safety Summary
39. Safety Details	40. Crash Detail Color Coded
41. Inspections with Shared Equipment	42. Inspection Tabular Details
43. Inspection Summary By Month	44. VIN Inspection Violation Details
45. Inspection History	



**Business Address**

3525 VOGT CT  
YUBA CITY, CA  
95993

**Contact Info**

(530)-755-7328  
  
NEWHAWKTRANS@GMAIL.COM

**FHWA Address**

3525 VOGT CT  
YUBA CITY, CA, 95993  
**Phone:** (530)-755-7328

**Mailing Address**

3525 VOGT CT  
YUBA CITY, CA  
95993-9111

**Overview ToC**

**Operating Status:** AUTHORIZED FOR Property  
4 other companies viewed this DOT in the past two months  
**Crash/PU ratio:** 0.0%  
**Clean Inspection ratio:** 100.0%

**Estimated BASIC Scores (as of 12/27/2024)**

	Unsafe Driving	Hours of Service	Driver Fitness	Controlled Sub. and Alcohol	Vehicle Maintenance	HM Compliance	Crash
<b>Relative Scores</b>	0% ○	0% ○	0% ○	0% ○	0% ○	0% ○	0% ○
<b>Alert Status</b>	No	No	No	No	No	No	No



**Estimated Inspection Selection System (ISS) Score: 65**  
**Category: Optional Inspect**

\* The Estimated ISS score is based on Insufficient Data Algorithm \*

**BASIC Scores History - Unsafe Driving ToC**

There are no Scores for this BASIC

**BASIC Scores History - Hours of Service ToC**

There are no Scores for this BASIC

**BASIC Scores History - Driver Fitness ToC**

There are no Scores for this BASIC

**BASIC Scores History - Controlled Substance ToC**

There are no Scores for this BASIC



**BASIC Scores History - Vehicle Maintenance ToC**

There are no Scores for this BASIC

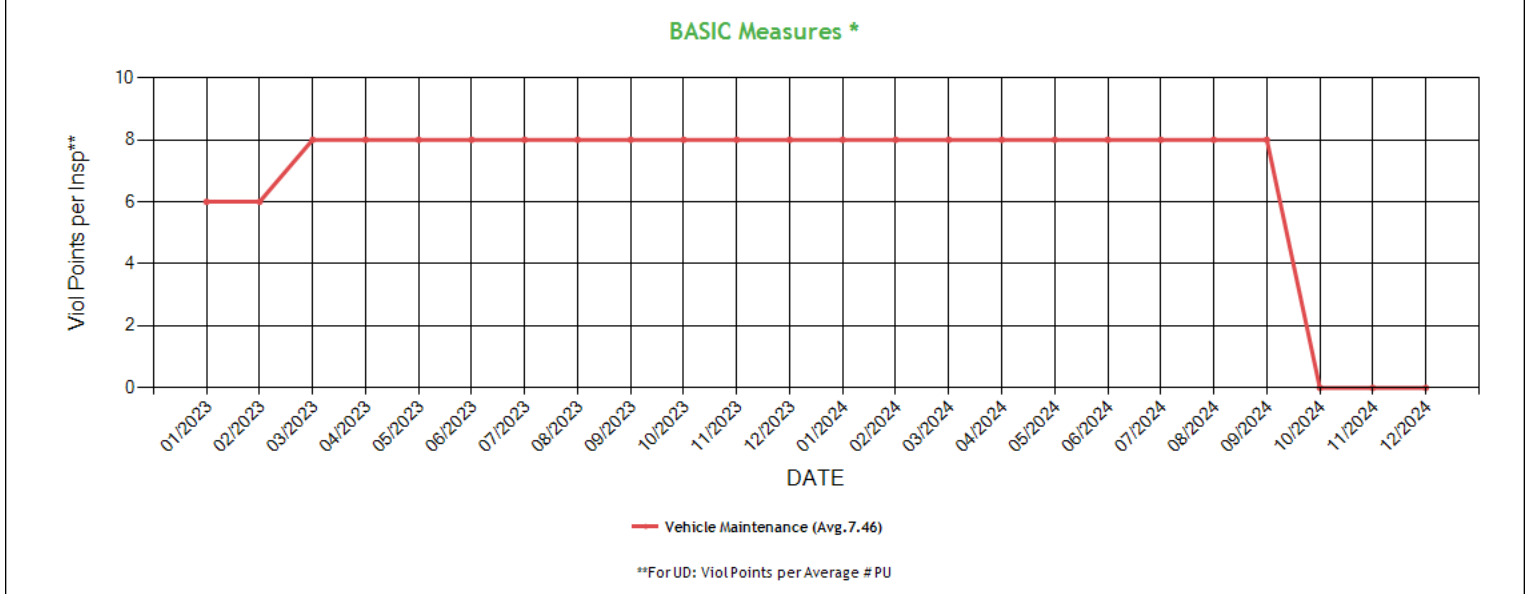
**BASIC Scores History - Crash ToC**

There are no Scores for this BASIC

**BASIC Scores History - Hazmat ToC**

There are no Scores for this BASIC

**BASIC Measures: Violation Points per Inspection Trends ToC**



\* BASIC Measures are the absolute SMS scores that are compared within each Safety Event Group to determine the BASIC Score percentiles. Averages based on fleets with 1-5 power units.



**BASIC Measures \* - Table ToC**

UD-Unsafe Driving, HOS-Hours of Service, DF-Driver Fitness, CS-Controlled Substances, VM-Vehicle Maintenance

Date	UD Measure	UD AC	UD with Viol	HOS Measure	HOS AC	HOS with Viol	DF Measure	DF AC	DF with Viol	CS Measure	CS AC	CS with Viol	VM Measure	VM AC	VM with Viol
12/2024	0.00	N	0	0.00	N	0	0.00	N	0	0.00	N	0	0.00	N	0
11/2024	0.00	N	0	0.00	N	0	0.00	N	0	0.00	N	0	0.00	N	0
10/2024	0.00	N	0	0.00	N	0	0.00	N	0	0.00	N	0	0.00	N	0
09/2024	0.00	N	0	0.00	N	0	0.00	N	0	0.00	N	0	8.00	N	1
08/2024	0.00	N	0	0.00	N	0	0.00	N	0	0.00	N	0	8.00	N	1
07/2024	0.00	N	0	0.00	N	0	0.00	N	0	0.00	N	0	8.00	N	1
06/2024	0.00	N	0	0.00	N	0	0.00	N	0	0.00	N	0	8.00	N	1
05/2024	0.00	N	0	0.00	N	0	0.00	N	0	0.00	N	0	8.00	N	1
04/2024	0.00	N	0	0.00	N	0	0.00	N	0	0.00	N	0	8.00	N	1
03/2024	0.00	N	0	0.00	N	0	0.00	N	0	0.00	N	0	8.00	N	1
02/2024	0.00	N	0	0.00	N	0	0.00	N	0	0.00	N	0	8.00	N	1
01/2024	0.00	N	0	0.00	N	0	0.00	N	0	0.00	N	0	8.00	N	1
12/2023	0.00	N	0	0.00	N	0	0.00	N	0	0.00	N	0	8.00	N	1
11/2023	0.00	N	0	0.00	N	0	0.00	N	0	0.00	N	0	8.00	N	1
10/2023	0.00	N	0	0.00	N	0	0.00	N	0	0.00	N	0	8.00	N	1
09/2023	0.00	N	0	0.00	N	0	0.00	N	0	0.00	N	0	8.00	N	1
08/2023	0.00	N	0	0.00	N	0	0.00	N	0	0.00	N	0	8.00	N	1
07/2023	0.00	N	0	0.00	N	0	0.00	N	0	0.00	N	0	8.00	N	1
06/2023	0.00	N	0	0.00	N	0	0.00	N	0	0.00	N	0	8.00	N	1
05/2023	0.00	N	0	0.00	N	0	0.00	N	0	0.00	N	0	8.00	N	1
04/2023	0.00	N	0	0.00	N	0	0.00	N	0	0.00	N	0	8.00	N	1
03/2023	0.00	N	0	0.00	N	0	0.00	N	0	0.00	N	0	8.00	N	1
02/2023	0.00	N	0	0.00	N	0	0.00	N	0	0.00	N	0	6.00	N	1
01/2023	0.00	N	0	0.00	N	0	0.00	N	0	0.00	N	0	6.00	N	1
12/2022	0.00	N	0	0.00	N	0	0.00	N	0	0.00	N	0	6.00	N	1
11/2022	0.00	N	0	0.00	N	0	0.00	N	0	0.00	N	0	6.00	N	1
10/2022	0.00	N	0	0.00	N	0	0.00	N	0	0.00	N	0	6.00	N	1
09/2022	0.00	N	0	0.00	N	0	0.00	N	0	0.00	N	0	0.00	N	0
08/2022	0.00	N	0	0.00	N	0	0.00	N	0	0.00	N	0	0.00	N	0
07/2022	0.00	N	0	0.00	N	0	0.00	N	0	0.00	N	0	0.00	N	0
06/2022	0.00	N	0	0.00	N	0	0.00	N	0	0.00	N	0	0.00	N	0
05/2022	0.00	N	0	0.00	N	0	0.00	N	0	0.00	N	0	0.00	N	0
04/2022	0.00	N	0	0.00	N	0	0.00	N	0	0.00	N	0	0.00	N	0
03/2022	0.00	N	0	0.00	N	0	0.00	N	0	0.00	N	0	0.00	N	0
02/2022	0.00	N	0	0.00	N	0	0.00	N	0	0.00	N	0	0.00	N	0
01/2022	0.00	N	0	0.00	N	0	0.00	N	0	0.00	N	0	0.00	N	0
12/2021	0.00	N	0	0.00	N	0	0.00	N	0	0.00	N	0	0.00	N	0
11/2021	0.00	N	0	0.00	N	0	0.00	N	0	0.00	N	0	0.00	N	0
10/2021	0.00	N	0	0.00	N	0	0.00	N	0	0.00	N	0	0.00	N	0
09/2021	0.00	N	0	0.00	N	0	0.00	N	0	0.00	N	0	0.00	N	0
08/2021	0.00	N	0	0.00	N	0	0.00	N	0	0.00	N	0	0.00	N	0
07/2021	0.00	N	0	0.00	N	0	0.00	N	0	0.00	N	0	0.00	N	0
06/2021	0.00	N	0	0.00	N	0	0.00	N	0	0.00	N	0	0.00	N	0
05/2021	0.00	N	0	0.00	N	0	0.00	N	0	0.00	N	0	0.00	N	0
04/2021	0.00	N	0	0.00	N	0	0.00	N	0	0.00	N	0	0.00	N	0
03/2021	0.00	N	0	0.00	N	0	0.00	N	0	0.00	N	0	0.00	N	0
02/2021	0.00	N	0	0.00	N	0	0.00	N	0	0.00	N	0	0.00	N	0
01/2021	0.00	N	0	0.00	N	0	0.00	N	0	0.00	N	0	0.00	N	0
12/2020	0.00	N	0	0.00	N	0	0.00	N	0	0.00	N	0	0.00	N	0
11/2020	0.00	N	0	0.00	N	0	0.00	N	0	0.00	N	0	0.00	N	0
10/2020	0.00	N	0	0.00	N	0	0.00	N	0	0.00	N	0	0.00	N	0
09/2020	0.00	N	0	0.00	N	0	0.00	N	0	0.00	N	0	0.00	N	0
08/2020	0.00	N	0	0.00	N	0	0.00	N	0	0.00	N	0	0.00	N	0
07/2020	0.00	N	0	0.00	N	0	0.00	N	0	0.00	N	0	0.00	N	0
06/2020	0.00	N	0	0.00	N	0	0.00	N	0	0.00	N	0	0.00	N	0
05/2020	0.00	N	0	0.00	N	0	0.00	N	0	0.00	N	0	0.00	N	0
04/2020	0.00	N	0	0.00	N	0	0.00	N	0	0.00	N	0	0.00	N	0



03/2020	0.00	N	0	0.00	N	0	0.00	N	0	0.00	N	0	0.00	N	0
02/2020	0.00	N	0	0.00	N	0	0.00	N	0	0.00	N	0	0.00	N	0
01/2020	0.00	N	0	0.00	N	0	0.00	N	0	0.00	N	0	0.00	N	0

\* BASIC Measures are the absolute SMS scores that are compared within each Safety Event Group to determine the BASIC Score percentiles.

KPI: BASIC Measures by Fleet Size and Cargo Group <a href="#">ToC</a>														
Fleet Size: 1-5 PUs														
	Unsafe Driving		Hours of Service		Driver Fitness		Controlled Substance		Vehicle Maintenance		HM Compliance		Crash	
Cargo Group (Companies)	Avg.	Comp. to Avg.	Avg.	Comp. to Avg.	Avg.	Comp. to Avg.	Avg.	Comp. to Avg.	Avg.	Comp. to Avg.	Avg.	Comp. to Avg.	Avg.	Comp. to Avg.
General Freight (487017)	0.79	Better	0.23	Better	0.20	Better	0.02	Better	1.90	Better	0.01	Better	0.06	Better
NEW HAWK TRANS INC	0.00		0.00		0.00		0.00		0.00		0.00		0.00	

Estimated ISS Score: <span>1 Pass</span> <a href="#">ToC</a> <a href="#">About the Inspection Selection System</a>
--



**Estimated ISS Score History - Table ToC**

Date	Estimated ISS Score	Recommendation	Algorithm
12/27/2024	1	Pass	Safety Algorithm
11/29/2024	1	Pass	Safety Algorithm
10/25/2024	1	Pass	Safety Algorithm
09/27/2024	1	Pass	Safety Algorithm
08/30/2024	1	Pass	Safety Algorithm
07/26/2024	1	Pass	Safety Algorithm
06/28/2024	1	Pass	Safety Algorithm
05/31/2024	1	Pass	Safety Algorithm
04/26/2024	1	Pass	Safety Algorithm
03/29/2024	1	Pass	Safety Algorithm
02/23/2024	1	Pass	Safety Algorithm
01/26/2024	72	Optional Inspect	Insufficient Data Algorithm
12/29/2023	72	Optional Inspect	Insufficient Data Algorithm
11/24/2023	72	Optional Inspect	Insufficient Data Algorithm
10/27/2023	72	Optional Inspect	Insufficient Data Algorithm
09/29/2023	72	Optional Inspect	Insufficient Data Algorithm
08/25/2023	72	Optional Inspect	Insufficient Data Algorithm
07/28/2023	72	Optional Inspect	Insufficient Data Algorithm
06/30/2023	72	Optional Inspect	Insufficient Data Algorithm
05/26/2023	72	Optional Inspect	Insufficient Data Algorithm
04/28/2023	72	Optional Inspect	Insufficient Data Algorithm
03/31/2023	72	Optional Inspect	Insufficient Data Algorithm
02/24/2023	1	Pass	Safety Algorithm
01/27/2023	1	Pass	Safety Algorithm
12/30/2022	1	Pass	Safety Algorithm
11/25/2022	1	Pass	Safety Algorithm
10/28/2022	1	Pass	Safety Algorithm
09/30/2022	1	Pass	Safety Algorithm
08/26/2022	70	Optional Inspect	Insufficient Data Algorithm
07/29/2022	70	Optional Inspect	Insufficient Data Algorithm
06/24/2022	70	Optional Inspect	Insufficient Data Algorithm
05/27/2022	1	Pass	Safety Algorithm
04/29/2022	1	Pass	Safety Algorithm
03/25/2022	1	Pass	Safety Algorithm
02/25/2022	1	Pass	Safety Algorithm
01/28/2022	1	Pass	Safety Algorithm
12/31/2021	1	Pass	Safety Algorithm
11/26/2021	1	Pass	Safety Algorithm
10/29/2021	1	Pass	Safety Algorithm
09/24/2021	1	Pass	Safety Algorithm
08/27/2021	1	Pass	Safety Algorithm
07/30/2021	1	Pass	Safety Algorithm
06/25/2021	1	Pass	Safety Algorithm
05/28/2021	1	Pass	Safety Algorithm
04/30/2021	1	Pass	Safety Algorithm
03/26/2021	1	Pass	Safety Algorithm
02/26/2021	1	Pass	Safety Algorithm
01/29/2021	1	Pass	Safety Algorithm
12/18/2020	1	Pass	Safety Algorithm
11/27/2020	71	Optional Inspect	Insufficient Data Algorithm
10/30/2020	71	Optional Inspect	Insufficient Data Algorithm
09/25/2020	71	Optional Inspect	Insufficient Data Algorithm
08/28/2020	71	Optional Inspect	Insufficient Data Algorithm
07/31/2020	71	Optional Inspect	Insufficient Data Algorithm
06/26/2020	71	Optional Inspect	Insufficient Data Algorithm
05/29/2020	66	Optional Inspect	Insufficient Data Algorithm
04/24/2020	66	Optional Inspect	Insufficient Data Algorithm
03/27/2020	66	Optional Inspect	Insufficient Data Algorithm



02/28/2020	63	Optional Inspect	Insufficient Data Algorithm
01/31/2020	63	Optional Inspect	Insufficient Data Algorithm

### Investigation Results **ToC**

No Investigations reported on FMCSA website

### Penalties History **ToC**

There is a problem with the Penalties data on FMCSA website.

### Acute Critical Violations (Based on Investigations as per CSA Methodology Appendix A) **ToC**

No Data

No red flag violations in the last 24 months

DOT Registration Information: The following information on this specific DOT # is from the Federal DOT (as of Operating Authority)					
DOT Registration: 10/25/2019		Total Power Units: 1	Total Trucks: 1	Total Trailers: 1	Total Passenger Vehicles: 0
Status	Entity Type	Organization Type	Nation	Total Cars	Drivers / CDL Drivers
A	C	-	US	0	1 / 1
MCS-150 Date	Op Codes	Shipper Op Codes	Shipper HazMat Op Codes	Latest Review Type	Latest Review Document Number(Date)
10/15/2024	A				()
MCS-150 Mileage (Year)	Record Update Date	Transports Hazmats	DOT Census Date	Recordable Accident Rate	Preventable Accident Rate
52,234 (2023)	10/15/2024	N	10/25/2019	0%	0%
MCS-151 Mileage	Safety Rating (Date)	SEA Accident	SEA Driver	SEA Vehicle	SEA Management
0	None (None)	0%	0%	0%	0%
Classification Codes		Cargo Carried (per MCS-150)			
Authorized-For-Hire		General Freight			

DOT MCS-150 History <b>ToC</b>			(as of 10/22/2024 DOT census)						
Census Date	MCS-150 Date	MCS-150 Mileage	VMY Year	Power Units	Drivers	Trailers	Company Rep1	Company Rep2	Email
10/22/2024	10/15/2024	52234	2023	1	1	-	SANDEEP SINGH		NEWHAWKTRANS@GMAIL.COM
11/9/2022	10/18/2022	80420	2021	1	1	1	SANDEEP SINGH		NEWHAWKTRANS@GMAIL.COM
11/9/2021	10/11/2021	99105	2020	1	1	1	SANDEEP SINGH		NEWHAWKTRANS@GMAIL.COM
10/9/2020	10/5/2020	10000	2019	1	1	1	SANDEEP SINGH		NEWHAWKTRANS@GMAIL.COM
11/9/2019	10/25/2019	0		1	1	1	SANDEEP SINGH		NEWHAWKTRANS@GMAIL.COM

### Crash Summary Chart **ToC**Crashes Summary - Chart (based on all available crash data)

No Data



Crashes Summary - Table (based on all available crash data) ToC										
	TOTAL	Last 6 months	7-12 months	13-18 months	19-24 months	25-30 months	30-36 months	37-41 months	42-48 months	Over 49 months
Total Reportable	0	0	0	0	0	0	0	0	0	0
Fatalities	0	0	0	0	0	0	0	0	0	0
Injuries	0	0	0	0	0	0	0	0	0	0
Tow Away	0	0	0	0	0	0	0	0	0	0
With Citations	0	0	0	0	0	0	0	0	0	0
Federal Recordable	0	0	0	0	0	0	0	0	0	0
Preventable	0	0	0	0	0	0	0	0	0	0
Crash per Pwr Unit	-	0.0%	0.0%	0.0%	0.0%	0.0%	0.0%	0.0%	0.0%	-

Inspection Summary ToC			
The following inspection information is based on results for 24 months prior to: 02/11/2025. Please note that the total inspections number is not necessarily the total of the vehicle, driver and hazmat inspections, as one inspection may have included any combination of the below inspections.			
Overall	Vehicle	Driver	Hazmat
(Please note that the total inspections number is not necessarily the total of the vehicle, driver and hazmat inspections, as one inspection may have included any combination of the below inspections)  Total Inspections: 3 Total Out of Service: 0  Out of Service: 0% National Average: 20.82% Difference: -20.82%	Total Inspections: 0 Total Out of Service: 0  Out of Service: 0.00% National Average: 24.68% Difference: -24.68%	Total Inspections: 3 Total Out of Service: 0  Out of Service: 0.00% National Average: 6.67% Difference: -6.67%	Total Inspections: 0 Total Out of Service: 0  Out of Service: 0.00% National Average: 2.97% Difference: -2.97%

KPI: Inspection Viol OOS Rates by Cargo Group ToC								
Cargo Group	OVERALL		VEHICLE		DRIVER		HAZMAT	
	Average	Compared to Average	Average	Compared to Average	Average	Compared to Average	Average	Compared to Average
General Freight	28.74%	Better	24.98%	Better	12.59%	Better	0.22%	Better
NEW HAWK TRANS INC	0%		0%		0%		0%	

FHWA Registration Information: The following data on this Motor Carrier is from the Federal Hwy Administration (as of 1/20/2025)								
Docket Number	DOT Number	Company Name	DBA Name	Address	City	State	Country	ZIP Code
MC1071211	3350730	NEW HAWK TRANS INC		3525 VOGT CT	YUBA CITY	CA	US	95993
Phone Number	Fax Number	Mail Address	Mail City	Mail State	Mail Contry	Mail ZIP Code	Mail Phone Number	Mail Fax Number
(530)-755-7328		3525 VOGT CT	YUBA CITY	CA	US	95993-9111		
Date of Last Change	Freight	Passenger	Household Goods	Active Authority	Pending Authority	Revocation Pending Authority		
1/20/2025	Y	N	N	/ Common /	/	/ Common /		

Insurance Required (as of 01/20/2025) ToC			
Docket Number	Insurance Type	Insurance Required	Insurance on File
MC1071211	BIPD	\$750k	\$750k
MC1071211	Cargo	No	No
MC1071211	Bond	No	No





Active / Pending Insurance (as of 01/20/2025)										
Docket Number	Form	Type	Insurance Carrier	Policy/Surety	Coverage From	Coverage To	Required	On File	Effective Date	Cancel Date
MC1071211	91X	BIPD/Primary	DB INSURANCE CO., LTD (U.S.BRANCH)	CCA-0017026-02	\$0k	\$750k	\$750k	\$750k	02/13/2024	02/13/2025

Insurance History (as of 01/20/2025)									
Docket Number	Form	Type	Insurance Carrier	Policy/Surety	Coverage From	Coverage To	Effective Date From	Effective Date To	
MC1071211	91X	BIPD/Primary	DB INSURANCE CO., LTD (U.S.BRANCH)	CCA-0017025-01	\$0k	\$750k	02/13/2023	02/13/2024 Cancelled	
MC1071211	91X	BIPD/Primary	DB INSURANCE CO., LTD (U.S.BRANCH)	CCA-0017025-00	\$0k	\$750k	02/13/2022	02/13/2023 Cancelled	
MC1071211	91X	BIPD/Primary	UNITED SPECIALTY INSURANCE COMPANY	KYL-0000748-01	\$0k	\$750k	02/13/2021	02/13/2022 Cancelled	
MC1071211	91X	BIPD/Primary	UNITED SPECIALTY INSURANCE COMPANY	KYL-0000748-00	\$0k	\$750k	02/13/2020	02/13/2021 Cancelled	

FHWA Authorities (as of 01/20/2025) ToC								
Docket#	L&I Name	Active Authority	Inactive Authority	Pending Authority	Revocation Pending Authority	Freight	Passenger	Household Goods
MC1071211	NEW HAWK TRANS INC	Common /			Common /	Yes	No	No

Authority History (as of 01/20/2025)				
Docket Number	Sub	Auth Type	Original Action	Disposition
MC1071211		COMMON	INVOLUNTARY REVOCATION 1/17/2024 12:00:00 AM	DISCONTINUED REVOCATION 2/16/2024 12:00:00 AM
MC1071211		COMMON	INVOLUNTARY REVOCATION 1/18/2023 12:00:00 AM	DISCONTINUED REVOCATION 2/15/2023 12:00:00 AM
MC1071211		COMMON	INVOLUNTARY REVOCATION 1/18/2022 12:00:00 AM	DISCONTINUED REVOCATION 2/9/2022 12:00:00 AM
MC1071211		COMMON	INVOLUNTARY REVOCATION 1/19/2021 12:00:00 AM	DISCONTINUED REVOCATION 2/8/2021 12:00:00 AM
MC1071211		COMMON	GRANTED 2/20/2020 12:00:00 AM	

Severe Violations (i.e. those with >= 8 points) - Chart ToC
No Data

Severe Violations (i.e. those with >= 8 points) - Table
No Data



### Violation Report [ToC](#)

Inspection Date	Inspection State	BASIC	Violation Description	OOS	VIN	Severity Points
03/05/2024	OR	Vehicle Maintenance	396.17C - Operating a CMV without proof of a periodic inspection	No	1XKYD49X9LJ388220	4
01/30/2024	CA	-	392.2RG - State vehicle registration or License Plate violation	No	5KKHAXCY6GLHC4386	0
10/18/2022	CA	Vehicle Maintenance	393.53B - Automatic brake adjuster CMV manufactured on or after 10/20/1994 - air brake	No	1UYVS253XFB250007	4
10/18/2022	CA	Vehicle Maintenance	393.47E - Clamp/Roto-Chamber type brake(s) out of adjustment	No	1UYVS253XFB250007	4
03/12/2020	CA	-	392.2AU - State Operating Authority Violation	No	1XKYD49X9LJ388220	0

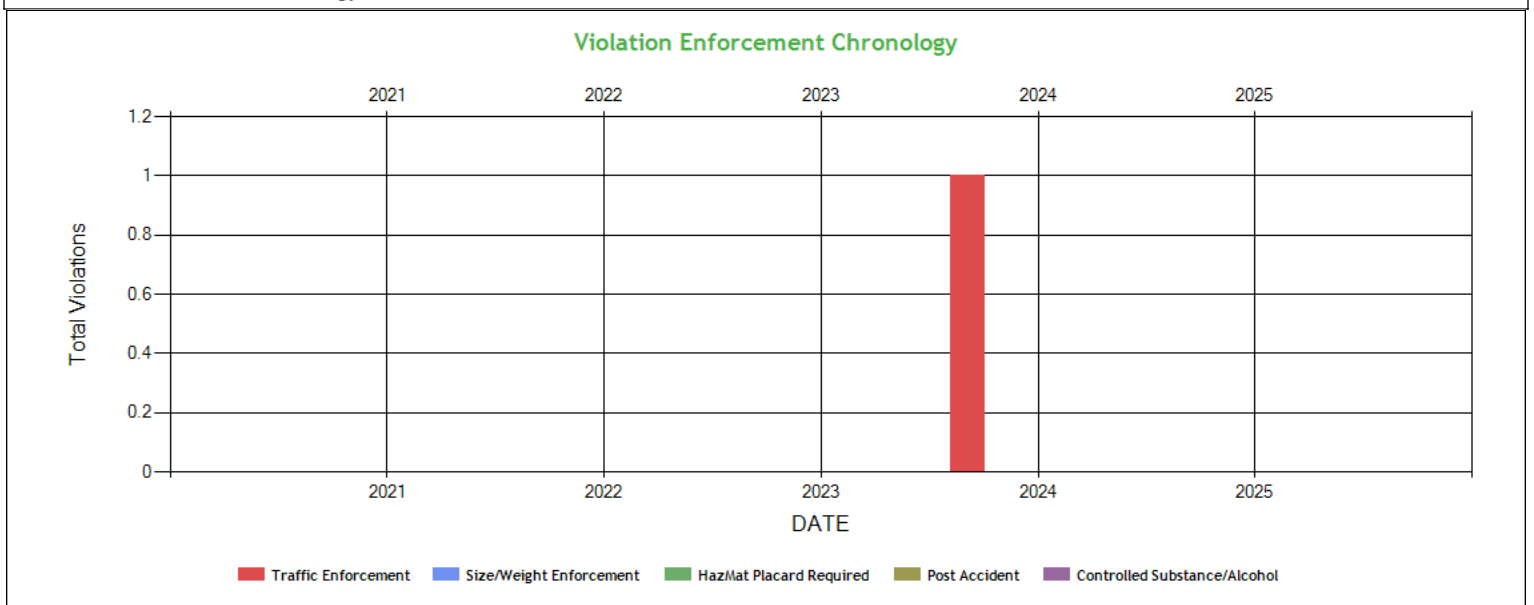
No filters were applied when generating this report, see the live report for more options.

### Violation Summary [ToC](#)

BASIC	Violation Group	Code	Description	# of Violations	# of OOS Violations	Severity Points
Vehicle Maintenance	Inspection Reports	396.17C	Operating a CMV without proof of a periodic inspection	2	0	4
	Not used in SMS Calculation	392.2RG	State vehicle registration or License Plate violation	1	0	0

No filters were applied when generating this report, see the live report for more options.

### Violation Enforcement Chronology - Chart [ToC](#)

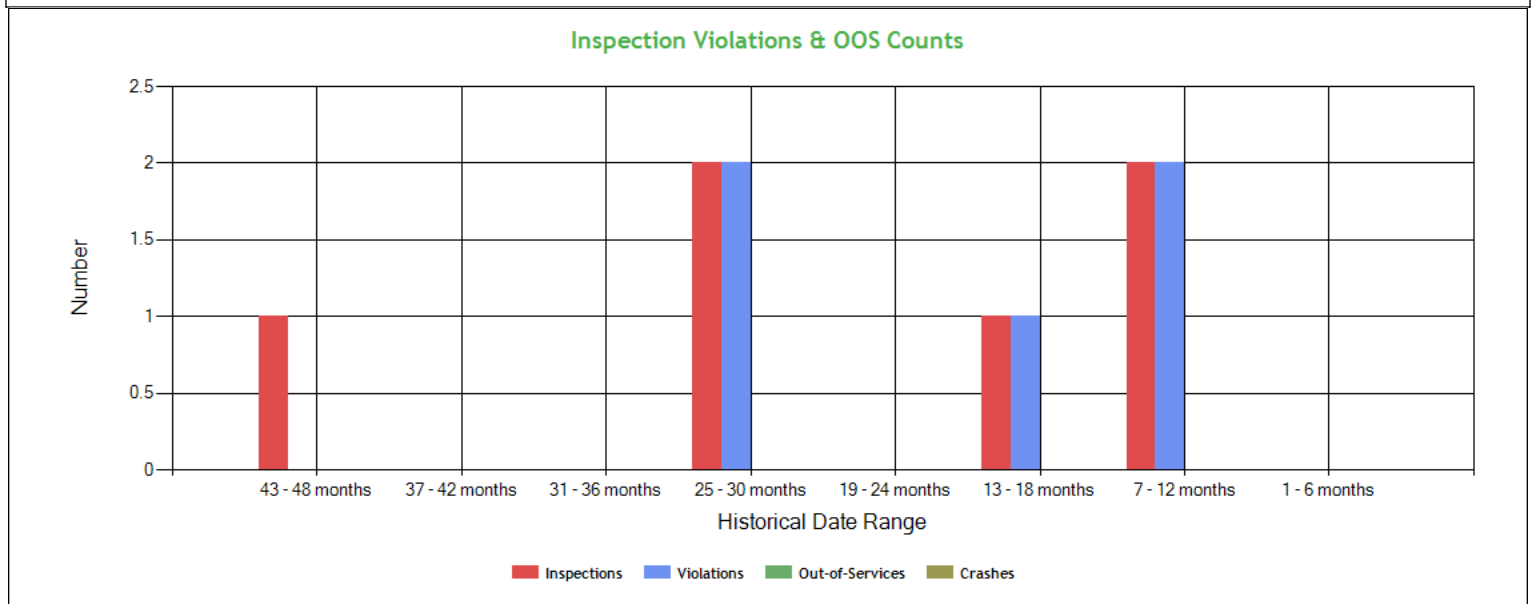


### Violation Enforcement Chronology - Table [ToC](#)

	2021	2022	2023	2024	2025
Traffic Enforcement	0	0	0	1	0
Size/Weight Enforcement	0	0	0	0	0
HazMat Placard Required	0	0	0	0	0
Post Accident	0	0	0	0	0
Controlled Substance/Alcohol	0	0	0	0	0



**Inspection Violations & OOS Counts - Chart** [ToC](#)



**Inspection Violations & OOS Counts - Table** [ToC](#)

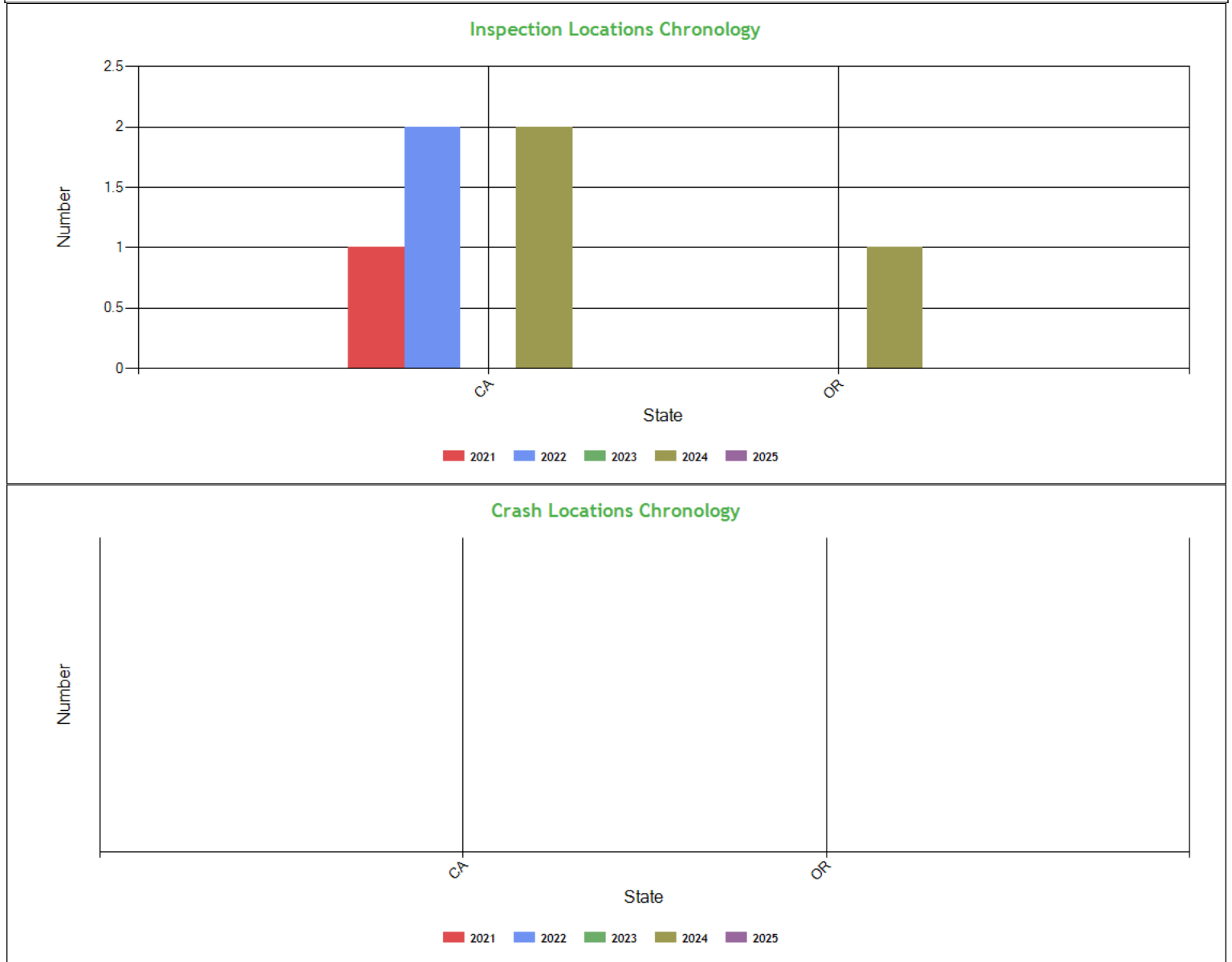
Date Range	Inspections	Violations	Out-of-Services	Crashes
TOTAL	6	5	0	0
1 - 6 months	0	0	0	0
7 - 12 months	2	2	0	0
13 - 18 months	1	1	0	0
19 - 24 months	0	0	0	0
25 - 30 months	2	2	0	0
31 - 36 months	0	0	0	0
37 - 42 months	0	0	0	0
43 - 48 months	1	0	0	0

**Radius of Operation (based on Inspections and Crashes during the past 3 years)** [ToC](#)

	Total	Drive between 0 and 50 miles radius	Drive between 51 and 200 miles radius	Drive between 201 and 300 miles radius	Drive between 301 and 400 miles radius	Drive between 401 and 500 miles radius	Drive between 501 and 600 miles radius	Drive beyond 600 miles radius
Power Units (i.e. unique VINs)	2	0	0	0	0	1	0	1
Percent	100%	0%	0%	0%	0%	50%	0%	50%



**Inspection & Crash Locations - Chart** [ToC](#)



**Inspection & Crash Locations - Table** [ToC](#)

State	Inspections					Violations					Out-of-Services					Crashes				
	2021	2022	2023	2024	2025	2021	2022	2023	2024	2025	2021	2022	2023	2024	2025	2021	2022	2023	2024	2025
TOTAL	1	2	0	3	0	0	2	0	3	0	0	0	0	0	0	0	0	0	0	0
CA	1	2	0	2	0	0	2	0	1	0	0	0	0	0	0	0	0	0	0	0
OR	0	0	0	1	0	0	0	0	2	0	0	0	0	0	0	0	0	0	0	0

**Hot Spot Summary** [ToC](#)

Year	Month	Level 5	Level 5 %	Level 4	Level 4 %	Level 3	Level 3 %	Level 2	Level 2 %	Level 1	Level 1 %	Level 0	Level 0 %	Levels 1 - 5	Levels 1 - 5 %
2024	July (Partial)	0	0.00%	0	0.00%	0	0.00%	1	50.00%	0	0.00%	0	0.00%	1	50.00%
2024	March	0	0.00%	0	0.00%	0	0.00%	0	0.00%	0	0.00%	1	50.00%	0	0.00%



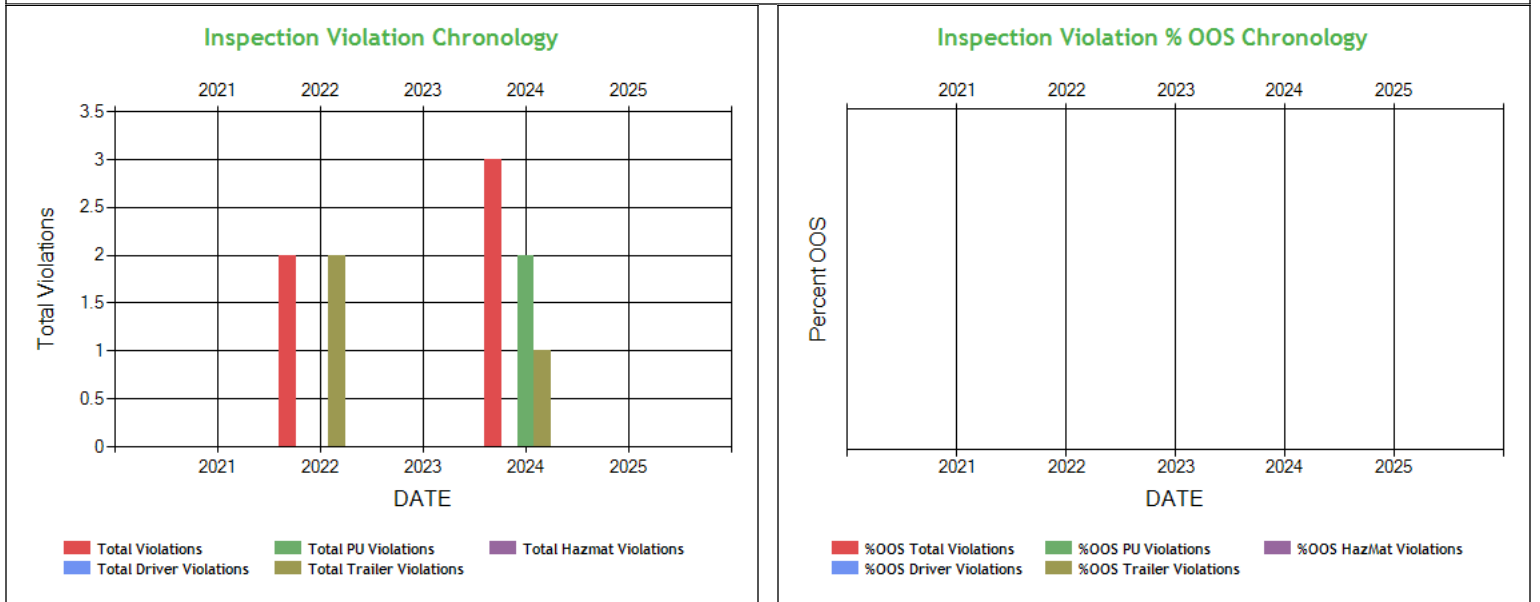
Totals	0	0.00%	0	0.00%	0	0.00%	1	50.00%	0	0.00%	1	50.00%	1	50.00%
--------	---	-------	---	-------	---	-------	---	--------	---	-------	---	--------	---	--------

### Hot Spot Analysis

State	County	Level	Count	Percentage
CA	Nevada	2	1	50.00%

Report generated using the last 12 full months of inspection data

### Inspection Violation % OOS Chronology - Chart [ToC](#)

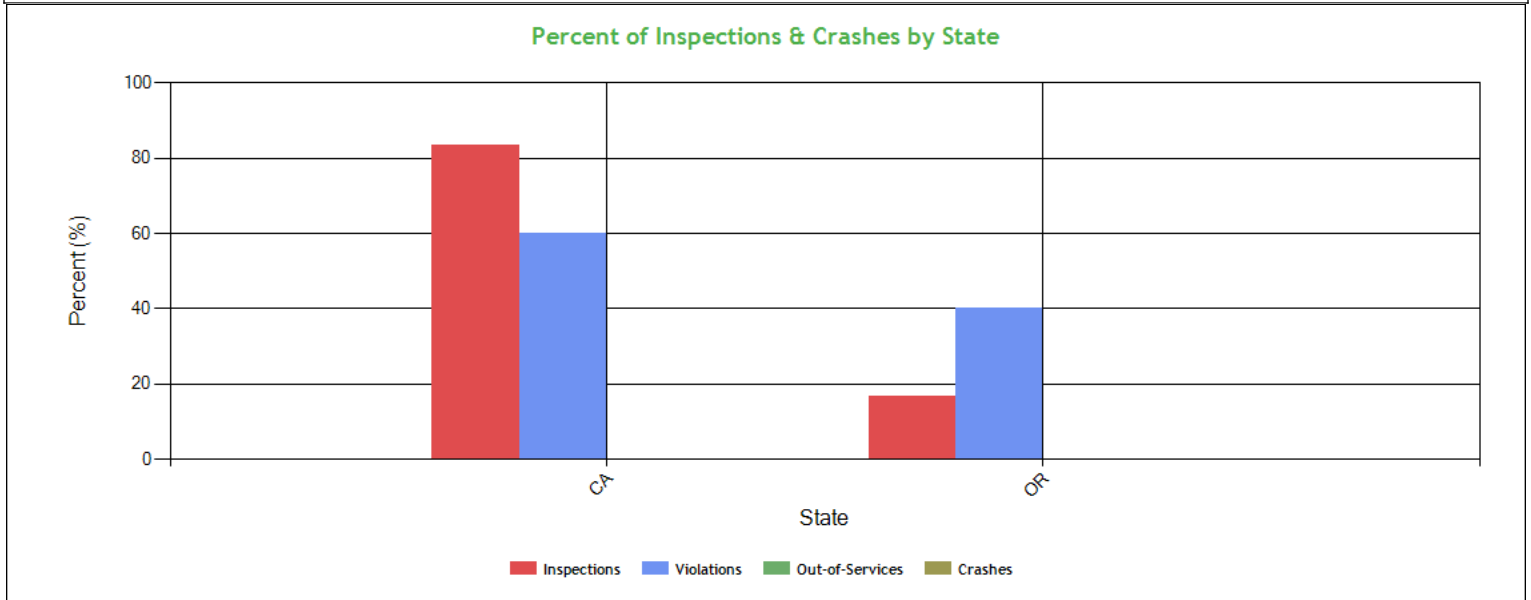


### Inspection Violation % OOS Chronology - Table [ToC](#)

	2021	2022	2023	2024	2025
Total Violations	0	2	0	3	0
Total Out Of Services	0	0	0	0	0
%OOS Total Violations	0	0	0	0	0
Total Driver Violations	0	0	0	0	0
Total Driver Out Of Services	0	0	0	0	0
%OOS Driver Violations	0	0	0	0	0
Total PU Violations	0	0	0	2	0
Total PU Out Of Services	0	0	0	0	0
%OOS PU Violations	0	0	0	0	0
Total Trailer Violations	0	2	0	1	0
Total Trailer Out Of Services	0	0	0	0	0
%OOS Trailer Violations	0	0	0	0	0
Total Hazmat Violations	0	0	0	0	0
Total Hazmat Out Of Services	0	0	0	0	0
%OOS HazMat Violations	0	0	0	0	0



**Percent of Insp & Crash by State - Chart ToC**



**Percent of Insp & Crash by State - Table (based on Inspection data from the last 4 years) ToC**

State	Inspections		Violations		Out-of-Services		Crashes	
	Total	Percent	Total	Percent	Total	Percent	Total	Percent
	6	100	5	100	0	100	0	100
CA	5	83.3	3	60	0	0	0	0
OR	1	16.7	2	40	0	0	0	0

**VIN Insp Summary by State (based on inspection from the last 2 years) ToC**

VIN	Insp	Viol Pts	Counts in each State			
			CA		OR	
			Insp	Viol Pts	Insp	Viol Pts
<b>TOTALS</b>	<b>13/24*</b>	<b>6/12**</b>	<b>5</b>	<b>8</b>	<b>1</b>	<b>4</b>
1XKYD49X9LJ388220	4	4	3	0	1	4
1UYVS253XFV250007	2	8	2	8	0	0
1UYVS2537FV250007	1	0	1	0	0	0
1UYVS253XFU250007	1	0	1	0	0	0
5KKHAXCY6GLHC4386	1	0	1	0	0	0

\*<Total number of inspections for these 5 VIN(s)>/n<Total number of inspections for these 2 state(s)>

\*\*<Total severity sum for these 5 VIN(s)>/n<Total severity sum for these 2 state(s)>

**Violations By Unit Type ToC**

**# of Violations: 2 Total Severity: 4 based on inspections in the last 2 years**

Violation Unit: Power Unit	# of Violations: 2	Total Severity: 4	% of Total: 100%
Viol. Group: Inspection Reports	# of Violations: 1	Total Severity: 4	% of Total: 100%
Violation	Number of Occurrences	Viol. Severity	Total Severity
396.17C:Operating a CMV without proof of a periodic inspec	1	4	4
Viol. Group: Not used in SMS Calculation	# of Violations: 1	Total Severity: 0	% of Total: 0%
392.2RG:State vehicle registration or License Plate violat	1	0	0



Equipment Ownership <b>ToC</b> Equipment Ownership (based on MCS-150 dated 10/15/2024)					
	Trucks	Tractors	Trailers	Motor Coaches	Vans
Owned	0	1	0	0	0
Term Leased	0	0	1	0	0
Trip Leased	0	0	0	0	0
Total No.	0	1	1	0	0

Equipment Details Power Units <b>ToC</b>									
VIN	Latest Insp Date	Year	Make	Model	Body Class	Body Type	Axles	Len	Fuel Type
1XKYD49X9LJ3 88220	07/06/2024	2020	KENWORTH	T680	Truck-Tractor	-	-	-	Diesel
5KKHAXCY6GL HC4386	01/30/2024	2016	WESTERN STAR	4700	Truck	-	-	-	Diesel

Equipment Details Trailers									
VIN	Latest Insp Date	Year	Make	Model	Body Class	Body Type	Axles	Len	Fuel Type
1UYVS253XFU2 50007	07/06/2024	2015	UTILITY	Utility Trailer Manufacturer	Trailer	Van Trailer	2	53	-
1UYVS253XV2 50007	10/18/2022	2015	UTILITY	Utility Trailer Manufacturer	Trailer	Van Trailer	2	53	-
1UYVS2537V2 50007	03/19/2021	2015	UTILITY	Utility Trailer Manufacturer	Trailer	Van Trailer	2	53	-

Vehicle Age <b>ToC</b>				
Year	# Power Units	PU Percentage	# Trailers	Trailres Percentage
2020	1	50.00%	0	0.00%
2016	1	50.00%	0	0.00%
2015	0	0.00%	1	100.00%

Based on 24 months of inspection data, see the live report for more options

States of Power Unit Registrations <b>ToC</b>		
State	CA	OR
Number of Power Units	2	1

Equipment Acquisitions - Table <b>ToC</b>							
	Power Units inspected for 1st time in past 12 months	Power Units inspected for 1st time in past 24 months	Power Units inspected during entire date range		Trailers inspected for 1st time in past 12 months	Trailers inspected for 1st time in past 24 months	Trailers inspected during entire date range
Unique VINs	1	2	2		1	1	3
Unique License Plates	1	2	2		1	1	3
License Plate States	1	1	1		1	1	1



Driver Details <b>ToC</b> Driver Details (based on MCS-150 dated 10/15/2024)			
	Within 100 mi	Beyond 100 mi	TOTAL
# Drivers Interstate	0	1	1
# Drivers Intrastate	0	0	0
TOTAL	0	1	/
Avg. # Trip Lease Drivers/Mo: 0 # Drivers Grand Total: 1 # Drivers Commercially Licensed: 1			

Shared VIN Summary <b>ToC</b>
-------------------------------

No Data

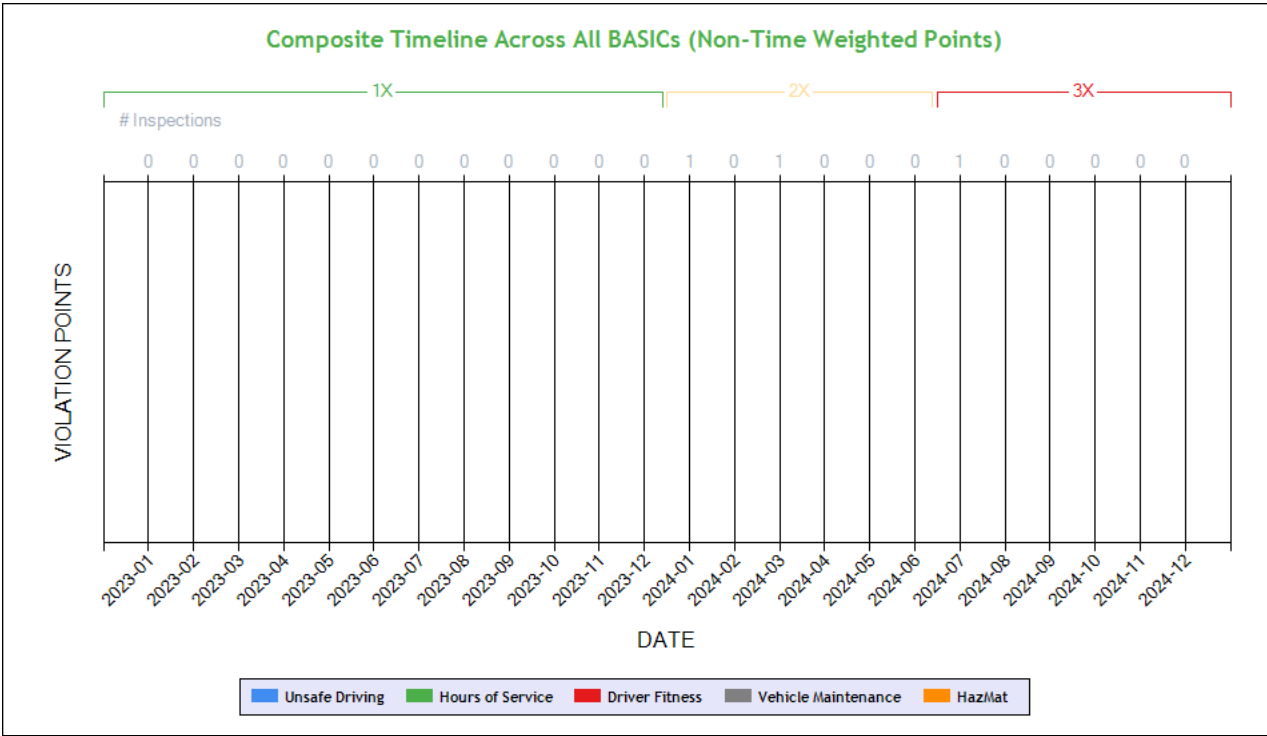
**SHIPPERS DETAIL **ToC**** based on Inspection results for the last 4 years

Shipper Name	Number of Inspections	Shipper Name	Number of Inspections
No Shipper listed	4	AGROPUR INC	1
CG ROXANE	1		





**Carrier Underwriting Report Safety Summary ToC**



**Time-Weighted Violation Points - no data available to draw a chart**  
**Time-Weighted Violation Points by Vehicle - no data available to draw a chart**

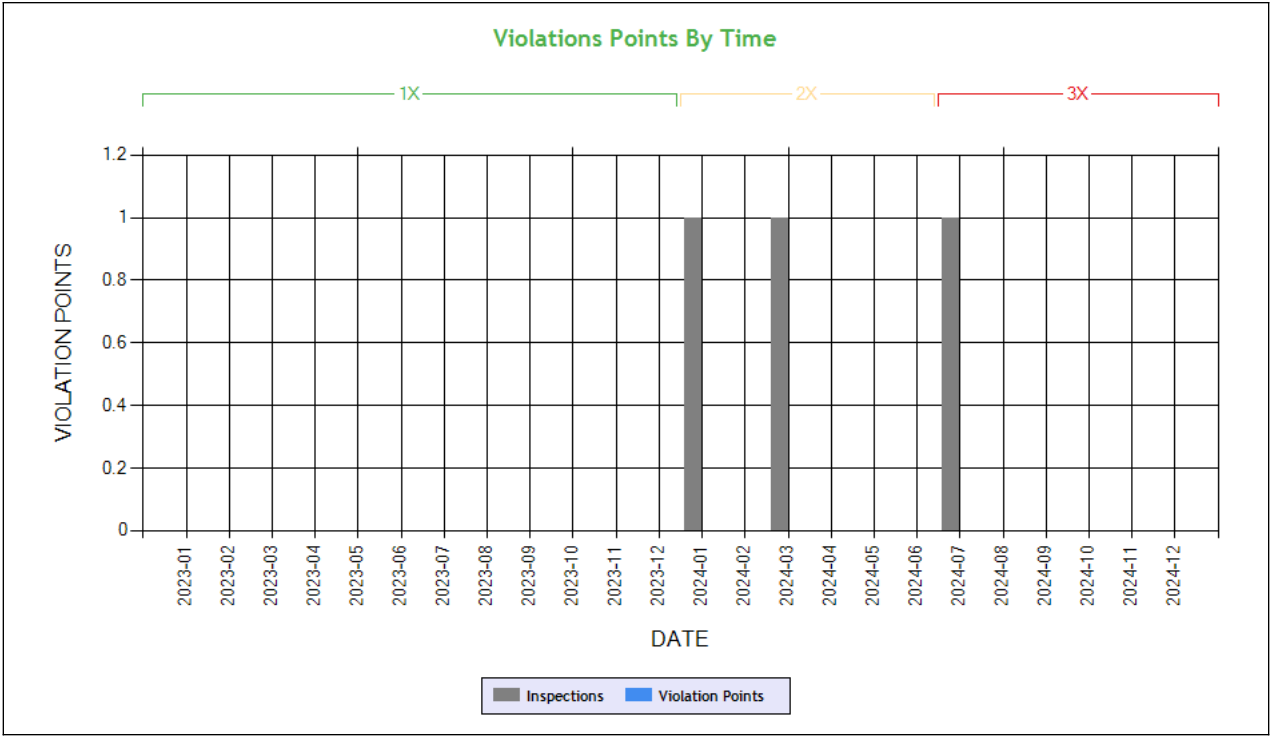
See the Excel file for the complete analysis # Violations is in (1-6/7-12/13-24mo)

Shaded = Out Of Service Violation		
Violation Group		
Violation Description	Total Time-weighted Points by VIN	% of Total Time-weighted Points by VIN
Driver Resp		
Total Time-weighted Points		
% Total Time-Wt Pts		



**SAFETY ANALYSIS    ToC**

**Unsafe Driving**



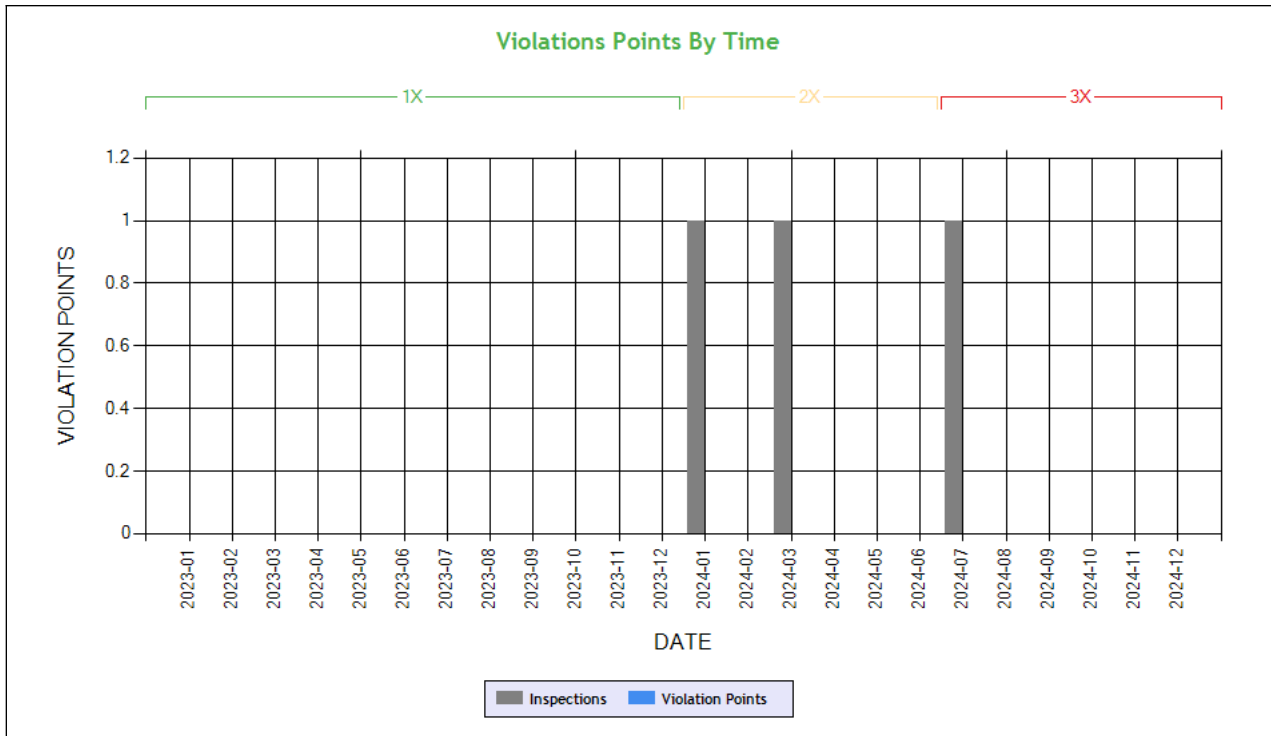
Time-Weighted Violation Points - no data available to draw a chart  
Time-Weighted Severity Points by Vehicle - no data available to draw a chart

See the Excel file for the complete analysis # Violations is in (1-6/7-12/13-24mo)

Shaded = Out Of Service Violation		
Violation Group		
Violation Description	Total Time-weighted Points by VIN	% of Total Time-weighted Points by VIN
Driver Resp		
Total Time-weighted Points		
% Total Time-Wt Pts		

**HOS Compliance**

Time-Weighted Violation Points - no data available to draw a chart  
Time-Weighted Severity Points by Vehicle - no data available to draw a chart



**Carrier Software**  
 1-800-646-5152  
 info@CarrierSoftware.com

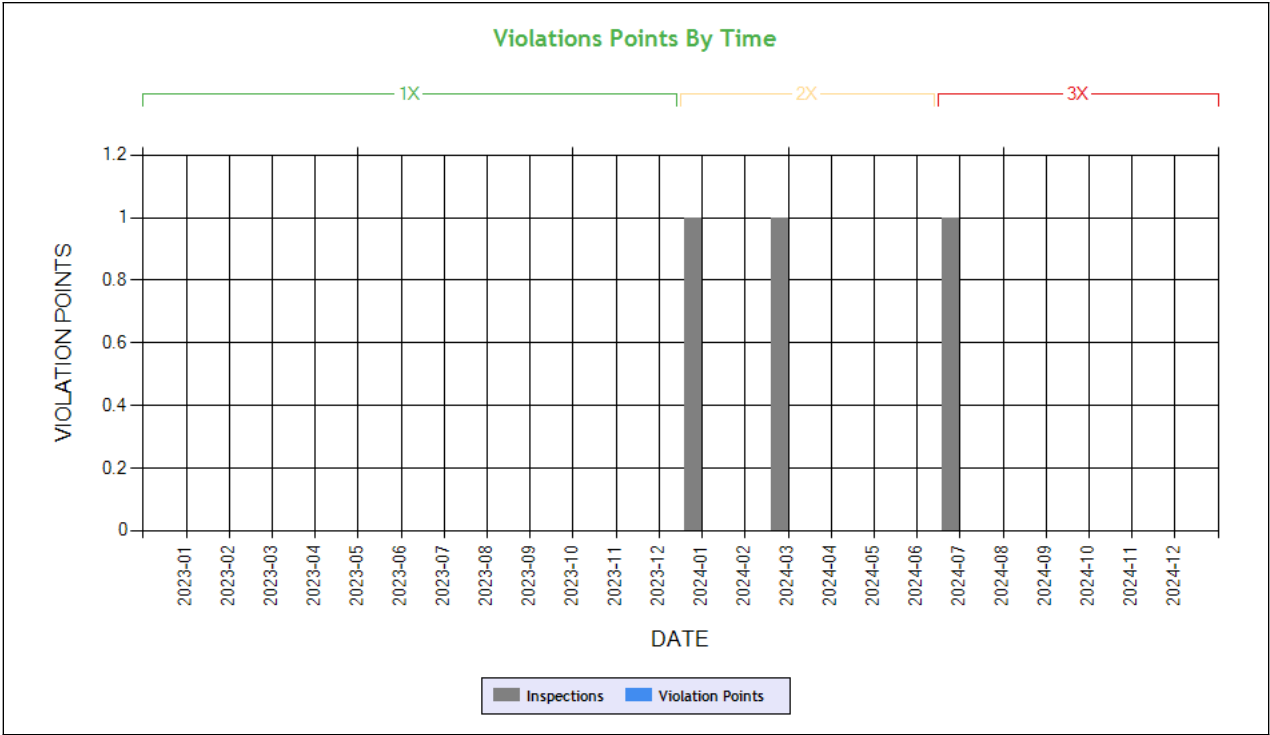
**CONFIDENTIAL - Intended for use by Amerigo Insurance Agency - Date: 2/12/2025**  
 NEW HAWK TRANS INC - DOT# 3350730 / MC1071211

See the Excel file for the complete analysis # Violations is in (1-6/7-12/13-24mo)

Shaded = Out Of Service Violation		
Violation Group		
Violation Description	Total Time-weighted Points by VIN	% of Total Time-weighted Points by VIN
Driver Resp		
Total Time-weighted Points		
% Total Time-Wt Pts		



**Driver Fitness**



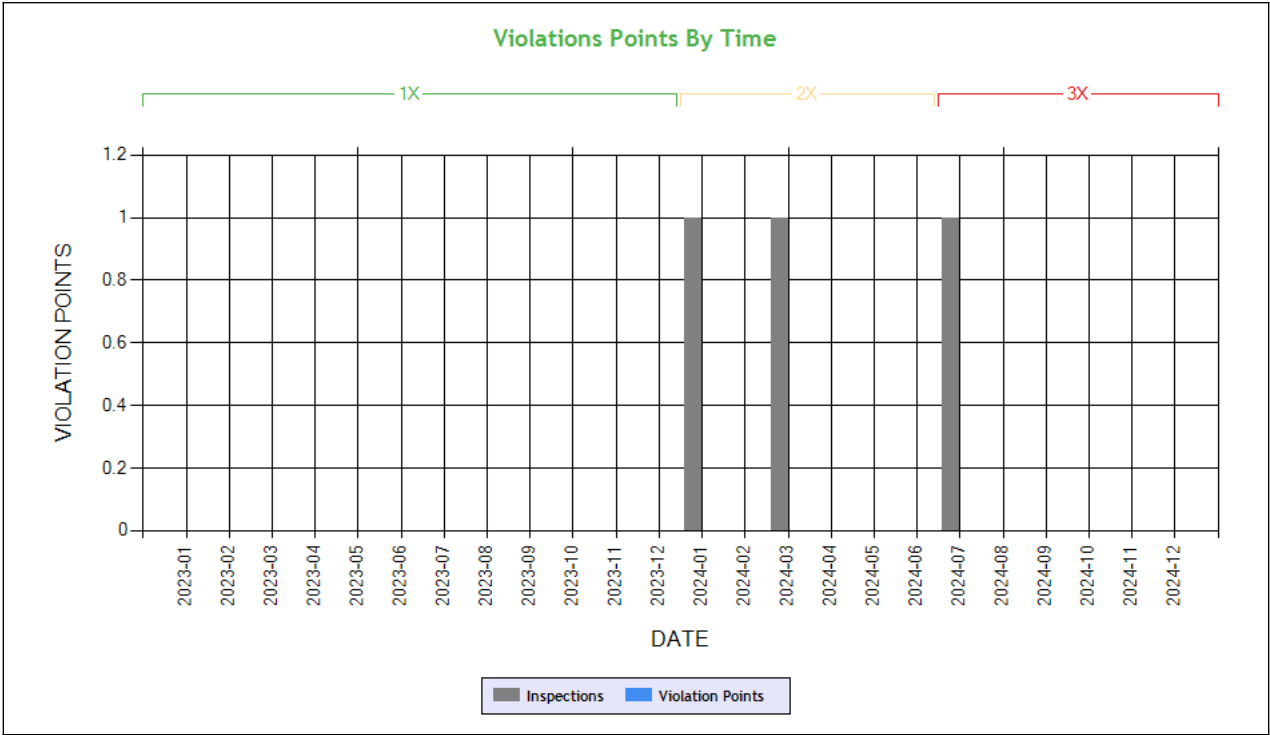
**Time-Weighted Violation Points - no data available to draw a chart**  
**Time-Weighted Severity Points by Vehicle - no data available to draw a chart**

See the Excel file for the complete analysis # Violations is in (1-6/7-12/13-24mo)

Shaded = Out Of Service Violation		
Violation Group		
Violation Description	Total Time-weighted Points by VIN	% of Total Time-weighted Points by VIN
Driver Resp		
Total Time-weighted Points		
% Total Time-Wt Pts		



Vehicle Maintenance



Time-Weighted Violation Points - no data available to draw a chart  
Time-Weighted Severity Points by Vehicle - no data available to draw a chart

See the Excel file for the complete analysis # Violations is in (1-6/7-12/13-24mo)

Shaded = Out Of Service Violation		
Violation Group		
Violation Description	Total Time-weighted Points by VIN	% of Total Time-weighted Points by VIN
Driver Resp		
Total Time-weighted Points		
% Total Time-Wt Pts		

COLOR CODED CRASH TABLE ToC

No crashes have been reported by the DOT on this Motor Carrier  
INSPECTIONS WITH SHARED EQUIPMENT:  
No Data



**LEGEND**

**Vehicle Information**

**Inspection for DOT # being analyzed**

**Inspection for Different DOT #**

**Crash Information for specific VIN**

**INSPECTION DETAILS for ALL Inspections**

PDF shows the first 100 Power Unit & Trailer VINs with most recent inspections using data from the last 4 years

**POWER UNIT Inspections Section**

<b>VIN: 1XKYD49X9LJ388220</b>				<b>Unit: Truck Tractor</b>		<b>Year: 2020</b>	<b>Make: KENWORTH</b>	
<b>DOT No: 3350730</b>		<b>Docket No: MC1071211</b>		<b>Name: NEW HAWK TRANS INC</b>			<b>Interstate: Yes</b>	
<b>Date</b>	<b>Unit License</b>	<b>Unit Lic State</b>	<b>Violation Unit</b>	<b>Violation Description</b>		<b>Severity</b>	<b>OOS</b>	<b>Citation</b>
07/06/2024	XP51090	CA	-	-		-	-	-
03/05/2024	XP51090	CA	1	396.17C - Operating a CMV without proof of a periodic inspection		4	No	
10/18/2022	XP51090	CA	-	-		-	-	-
09/07/2022	XP51090	CA	-	-		-	-	-
03/19/2021	XP51090	CA	-	-		-	-	-
12/15/2020	XP51090	CA	-	-		-	-	-
06/04/2020	XP51090	CA	-	-		-	-	-
03/12/2020	XP51090	CA	1	392.2AU - State Operating Authority Violation		0	No	VERBAL
<b>DOT No: 2574225</b>		<b>Docket No: MC900697</b>		<b>Name: SIGNATURE 7 LLC</b>			<b>Interstate: Yes</b>	
<b>Date</b>	<b>Unit License</b>	<b>Unit Lic State</b>	<b>Violation Unit</b>	<b>Violation Description</b>		<b>Severity</b>	<b>OOS</b>	<b>Citation</b>
12/18/2019	XP51090	CA	-	-		-	-	-
11/10/2019	XP51090	CA	-	-		-	-	-
10/21/2019	XP51090	CA	1	396.3A1 - Inspection/repair and maintenance parts and accessories		2	No	
08/10/2019	XP51090	CA	-	-		-	-	-

<b>VIN: 5KKHAXCY6GLHC4386</b>				<b>Unit: Straight Truck</b>		<b>Year: 2016</b>	<b>Make: WESTERN STAR</b>	
<b>DOT No: 3350730</b>		<b>Docket No: MC1071211</b>		<b>Name: NEW HAWK TRANS INC</b>			<b>Interstate: Yes</b>	
<b>Date</b>	<b>Unit License</b>	<b>Unit Lic State</b>	<b>Violation Unit</b>	<b>Violation Description</b>		<b>Severity</b>	<b>OOS</b>	<b>Citation</b>
01/30/2024	10922U3	CA	1	392.2RG - State vehicle registration or License Plate violation		0	No	
<b>DOT No: 2664243</b>		<b>Docket No:</b>		<b>Name: WARE DISPOSAL INC</b>			<b>Interstate: No</b>	



Date	Unit License	Unit Lic State	Violation Unit	Violation Description	Severity	OOS	Citation
09/22/2023	10922U3	CA	-	-	-	-	-
09/07/2023	10922U3	CA	-	-	-	-	-
06/17/2022	46329Y1	CA	1	392.2RG - State vehicle registration or License Plate violation	0	No	
06/18/2021	46329Y1	CA	1	393.47E - Clamp/Roto-Chamber type brake(s) out of adjustment	4	No	
06/18/2021	46329Y1	CA	1	393.53B - Automatic brake adjuster CMV manufactured on or after 10/20/1994 - air brake	4	No	
05/30/2020	46329Y1	CA	-	-	-	-	-
04/20/2020	46329Y1	CA	1	390.21A - Not Marked In Accordance With Regulations	0	No	DA106109
03/17/2020	46329Y1	CA	-	-	-	-	-
08/19/2019	46329Y1	CA	-	-	-	-	-
08/14/2019	46329Y1	CA	1	393.11 - No/defective lighting devices/reflective devices/projected	3	No	CV37595
03/26/2019	46329Y1	CA	-	-	-	-	-
02/14/2019	46329Y1	CA	-	-	-	-	-
09/13/2018	46329Y1	CA	-	-	-	-	-
06/23/2018	46329Y1	CA	1	392.2SLLEWA2 - State/Local Laws - Excessive Weight - 2501-5000 Lbs Over On An Axle/Axle Groups.	0	No	CK34556
06/22/2018	46329Y1	CA	-	-	-	-	-
03/06/2018	46329Y1	CA	-	-	-	-	-
09/19/2017	46329Y1	CA	1	393.75A1 - Tire -ply or belt material exposed	8	Yes	CE081435
09/19/2017	46329Y1	CA	1	393.9A - Inoperative required lamps	2	Yes	
09/15/2017	46329Y1	CA	1	390.21A - Not Marked In Accordance With Regulations	0	No	VERBAL
09/15/2017	46329Y1	CA	1	393.11 - No/defective lighting devices/reflective devices/projected	3	No	VERBAL
02/07/2017	46329Y1	CA	-	-	-	-	-
07/06/2016	46329Y1	CA	-	-	-	-	-
01/12/2016	46329Y1	CA	-	-	-	-	-

### TRAILER Inspections Section

VIN: 1XKYD49X9LJ388220		Unit: Truck Tractor		Year: 2020	Make: KENWORTH		
DOT No: 3350730		Docket No: MC1071211		Name: NEW HAWK TRANS INC		Interstate: Yes	
Date	Unit License	Unit Lic State	Violation Unit	Violation Description	Severity	OOS	Citation
07/06/2024	XP51090	CA	-	-	-	-	-
03/05/2024	XP51090	CA	1	396.17C - Operating a CMV without proof of a periodic inspection	4	No	
10/18/2022	XP51090	CA	-	-	-	-	-
09/07/2022	XP51090	CA	-	-	-	-	-
03/19/2021	XP51090	CA	-	-	-	-	-
12/15/2020	XP51090	CA	-	-	-	-	-
06/04/2020	XP51090	CA	-	-	-	-	-
03/12/2020	XP51090	CA	1	392.2AU - State Operating Authority Violation	0	No	VERBAL
DOT No: 2574225		Docket No: MC900697		Name: SIGNATURE 7 LLC		Interstate: Yes	
Date	Unit License	Unit Lic State	Violation Unit	Violation Description	Severity	OOS	Citation
12/18/2019	XP51090	CA	-	-	-	-	-
11/10/2019	XP51090	CA	-	-	-	-	-
10/21/2019	XP51090	CA	1	396.3A1 - Inspection/repair and maintenance parts and accessories	2	No	
08/10/2019	XP51090	CA	-	-	-	-	-

VIN: 5KKHAXCY6GLHC4386		Unit: Straight Truck		Year: 2016	Make: WESTERN STAR		
DOT No: 3350730		Docket No: MC1071211		Name: NEW HAWK TRANS INC		Interstate: Yes	
Date	Unit License	Unit Lic State	Violation Unit	Violation Description	Severity	OOS	Citation
01/30/2024	10922U3	CA	1	392.2RG - State vehicle registration or License Plate violation	0	No	



DOT No: 2664243		Docket No:		Name: WARE DISPOSAL INC		Interstate: No	
Date	Unit License	Unit Lic State	Violation Unit	Violation Description	Severity	OOS	Citation
09/22/2023	10922U3	CA	-	-	-	-	-
09/07/2023	10922U3	CA	-	-	-	-	-
06/17/2022	46329Y1	CA	1	392.2RG - State vehicle registration or License Plate violation	0	No	
06/18/2021	46329Y1	CA	1	393.47E - Clamp/Roto-Chamber type brake(s) out of adjustment	4	No	
06/18/2021	46329Y1	CA	1	393.53B - Automatic brake adjuster CMV manufactured on or after 10/20/1994 - air brake	4	No	
05/30/2020	46329Y1	CA	-	-	-	-	-
04/20/2020	46329Y1	CA	1	390.21A - Not Marked In Accordance With Regulations	0	No	DA106109
03/17/2020	46329Y1	CA	-	-	-	-	-
08/19/2019	46329Y1	CA	-	-	-	-	-
08/14/2019	46329Y1	CA	1	393.11 - No/defective lighting devices/reflective devices/projected	3	No	CV37595
03/26/2019	46329Y1	CA	-	-	-	-	-
02/14/2019	46329Y1	CA	-	-	-	-	-
09/13/2018	46329Y1	CA	-	-	-	-	-
06/23/2018	46329Y1	CA	1	392.2SLLEWA2 - State/Local Laws - Excessive Weight - 2501-5000 Lbs Over On An Axle/Axle Groups.	0	No	CK34556
06/22/2018	46329Y1	CA	-	-	-	-	-
03/06/2018	46329Y1	CA	-	-	-	-	-
09/19/2017	46329Y1	CA	1	393.75A1 - Tire -ply or belt material exposed	8	Yes	CE081435
09/19/2017	46329Y1	CA	1	393.9A - Inoperative required lamps	2	Yes	
09/15/2017	46329Y1	CA	1	390.21A - Not Marked In Accordance With Regulations	0	No	VERBAL
09/15/2017	46329Y1	CA	1	393.11 - No/defective lighting devices/reflective devices/projected	3	No	VERBAL
02/07/2017	46329Y1	CA	-	-	-	-	-
07/06/2016	46329Y1	CA	-	-	-	-	-
01/12/2016	46329Y1	CA	-	-	-	-	-

Inspection Summary By Month (based on inspections from the last 4 years) ToC						
Year-Month	Number of Inspections	Number of Power Units	Total Violations	Total OOS Inspections	Total Severity Points	Number of Crashes
2024-07	1	1	0	0	0	0
2024-03	1	1	2	0	8	0
2024-01	1	1	1	0	0	0
2022-10	1	1	2	0	8	0
2022-09	1	1	0	0	0	0
2021-03	1	1	0	0	0	0

Note: The most recent month's counts may not include all the inspections for that month.

VIN Inspection Violation Details ToC									
# of VINs: 3 # of Insp: 4 Severity Weight: 20 Avg. Weight/VIN: 5.0 (based on inspections in the last 4 years, showing top 50 VINs inspected most recently)									
VIN 1XKYD49X9LJ388220		# of Inspections: 2		Total Severity: 12		Percentage of Total: 60.00%		Avg. Weight Per Inspection: 6.0	
Inspection Date	Inspection ID	Inspection State	Location Description	Total Severity	# of Violations	Shipper Name	Inspection Level	Post Accident	Out of Service
03/05/2024	81050357	OR	ASHLAND POE - 3.5 MI N ASHLAND	4	1		3	No	No
BASIC		Unit Type		Severity		Description		Out of Service	
Vehicle Maintenance		Truck Tractor		4		396.17C:Operating a CMV without proof of a periodic inspec		No	
Inspection Date	Inspection ID	Inspection State	Location Description	Total Severity	# of Violations	Shipper Name	Inspection Level	Post Accident	Out of Service
10/18/2022	76922769	CA	CORDELIA IF	8	2		1	No	No
BASIC		Unit Type		Severity		Description		Out of Service	
Vehicle Maintenance		Truck Tractor		4		393.47E:Clamp/Roto-Chamber type brake(s) out of adjustment		No	
Vehicle Maintenance		Truck Tractor		4		393.53B:Automatic brake adjuster CMV manufactured on or af		No	
VIN 5KKHAXCY6GLHC4386		# of Inspections: 1		Total Severity: 0		Percentage of Total: 0.00%		Avg. Weight Per Inspection: 0.0	





Inspection Date	Inspection ID	Inspection State	Location Description	Total Severity	# of Violations	Shipper Name	Inspection Level	Post Accident	Out of Service
01/30/2024	80723257	CA	CARSON	0	1		3	No	No
BASIC		Unit Type		Severity		Description		Out of Service	
		Straight Truck		0		392.2RG:State vehicle registration or License Plate violat		No	
VIN 1UYVS253XFV250007		# of Inspections: 1		Total Severity: 8		Percentage of Total: 40.00%		Avg. Weight Per Inspection: 8.0	
Inspection Date	Inspection ID	Inspection State	Location Description	Total Severity	# of Violations	Shipper Name	Inspection Level	Post Accident	Out of Service
10/18/2022	76922769	CA	CORDELIA IF	8	2		1	No	No
BASIC		Unit Type		Severity		Description		Out of Service	
Vehicle Maintenance		Semi Trailer		4		393.47E:Clamp/Roto-Chamber type brake(s) out of adjustment		No	
Vehicle Maintenance		Semi Trailer		4		393.53B:Automatic brake adjuster CMV manufactured on or af		No	

Inspection History ToC							
Inspection Date	Report Number	Report State	Plate Number	Plate State	Type	Severity Weight	Time Weight
07/06/2024	UEGR001493	CA	XP51090	CA	Truck Tractor		2
03/05/2024	AAAU002744	OR	XP51090	CA	Truck Tractor		2
1XKYD49X9LJ388220 - Power Unit - Vehicle Maintenance Violation: 396.17COperating a CMV without proof of a periodic inspection						4	
01/30/2024	UD3A003657	CA	10922U3	CA	Straight Truck		1
5KKHAXCY6GLHC4386 - Power Unit - State/Local Laws Violation: 392.2RGState vehicle registration or License Plate violation						0	
10/18/2022	ND4P004769	CA	XP51090	CA	Truck Tractor		0
1XKYD49X9LJ388220 - Power Unit - Vehicle Maintenance Violation: 393.47EClamp/Roto-Chamber type brake(s) out of adjustment						4	
1XKYD49X9LJ388220 - Power Unit - Vehicle Maintenance Violation: 393.53BAutomatic brake adjuster CMV manufactured on or after 10/20/1994 - air brake						4	
09/07/2022	UCU0001853	CA	XP51090	CA	Truck Tractor		0
03/19/2021	NC0J002477	CA	XP51090	CA	Truck Tractor		0
12/15/2020	7116019183	NV	XP51090	CA	Truck Tractor		0
06/04/2020	NDT8000796	CA	XP51090	CA	Truck Tractor		0
03/12/2020	NDHX001266	CA	XP51090	CA	Truck Tractor		0
1XKYD49X9LJ388220 - Power Unit - State/Local Laws Violation: 392.2AUSState Operating Authority Violation						0	
Only the first 20 inspections are shown. See the live report for more data.							