



Table of Contents

1. Overview	2. BASIC Scores History
3. BASIC Measures	4. KPI: BASIC Measures by Cargo Group
5. Estimated ISS Score	6. Investigation Results
7. Penalties History	8. Acute Critical Violations
9. Red Flag Violation Details	10. DOT Registration Information
11. DOT MCS-150 History	12. Crash Summary
13. Inspection Summary	14. KPI: Inspection Viol OOS Rates by Cargo Group
15. FHWA Registration Information	16. FHWA Insurance Information
17. FHWA Authorities	18. Severe Violations
19. Violation Report	20. Violation Summary
21. Violation Enforcement Chronology	22. Inspection Violations & OOS Counts
23. Radius Of Operation	24. Inspection & Crash Locations
25. Cargo Hot Spots	26. Inspection Violations & OOS Chronology
27. Percent of Insp & Crash by State	28. VIN Insp Summary by State
29. Violations By Unit Type	30. Equipment Ownership
31. Equipment Details	32. Vehicle Age
33. States of Power Unit Registrations	34. Equipment Acquisitions
35. Driver Details	36. Shared VIN Summary
37. Shipper Table	38. Safety Summary
39. Safety Details	40. Crash Detail Color Coded
41. Inspections with Shared Equipment	42. Inspection Tabular Details
43. Inspection Summary By Month	44. VIN Inspection Violation Details
45. Inspection History	



Business Address

6761 W FALLON AVE
FRESNO, CA
93722

Contact Info

(559)-753-0660

ROOPCHATTHA45@GMAIL.COM

FHWA Address

6761 W FALLON AVE
FRESNO, CA, 93722
Phone: (559)-753-0660

Mailing Address

6761 W FALLON AVE
FRESNO, CA
93722

Overview ToC

Operating Status: NOT AUTHORIZED Intrastate operations. *Please Note: NOT AUTHORIZED does not apply to Private or
One other company viewed this DOT in the past two months
Crash/PU ratio: 100.0%
Clean Inspection ratio: 100.0%

Estimated BASIC Scores (as of 11/29/2024)

	Unsafe Driving	Hours of Service	Driver Fitness	Controlled Sub. and Alcohol	Vehicle Maintenance	HM Compliance	Crash
Relative Scores	0% ○	0% ○	0% ○	0% ○	0% ○	0% ○	0% ⊕
Alert Status	No	No	No	No	No	No	No



Estimated Inspection Selection System (ISS) Score: 67
Category: Optional Inspect

* The Estimated ISS score is based on Insufficient Data Algorithm *



NOTICE

- Motor carrier has 'HazMat Placard' violations (latest on 12/2/2021), but MCS-150 (dated 7/25/2024) shows 'Transports HM' = No
- Motor carrier has HazMat placard violations, but Insurance Required is less than \$1MM
- Motor carrier has HazMat placard violations, but Insurance on File is less than \$1MM

BASIC Scores History - Unsafe Driving ToC

There are no Scores for this BASIC

BASIC Scores History - Hours of Service ToC

There are no Scores for this BASIC

BASIC Scores History - Driver Fitness ToC

There are no Scores for this BASIC



BASIC Scores History - Controlled Substance ToC

There are no Scores for this BASIC

BASIC Scores History - Vehicle Maintenance ToC

There are no Scores for this BASIC

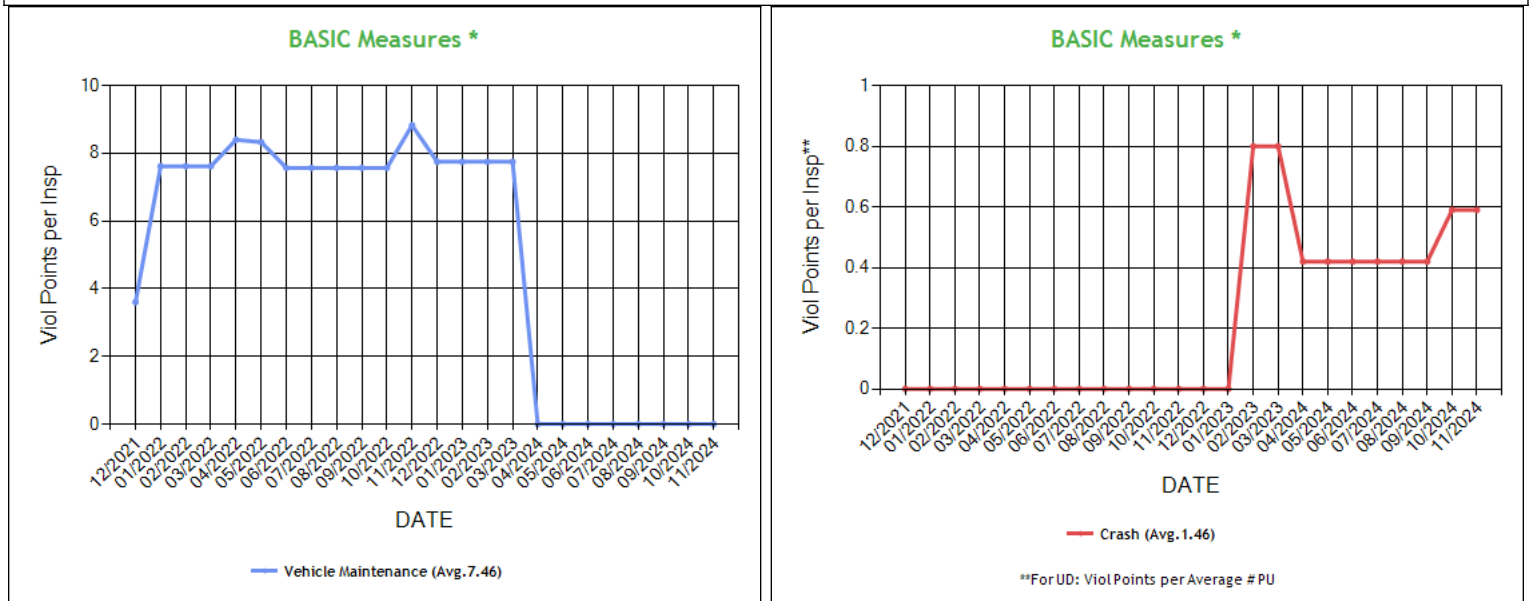
BASIC Scores History - Crash ToC

There are no Scores for this BASIC

BASIC Scores History - Hazmat ToC

There are no Scores for this BASIC

BASIC Measures: Violation Points per Inspection Trends ToC



* BASIC Measures are the absolute SMS scores that are compared within each Safety Event Group to determine the BASIC Score percentiles. Averages based on fleets with 1-5 power units.



BASIC Measures * - Table ToC

UD-Unsafe Driving, HOS-Hours of Service, DF-Driver Fitness, CS-Controlled Substances, VM-Vehicle Maintenance

Date	UD Measure	UD AC	UD with Viol	HOS Measure	HOS AC	HOS with Viol	DF Measure	DF AC	DF with Viol	CS Measure	CS AC	CS with Viol	VM Measure	VM AC	VM with Viol
11/2024	0.00	N	0	0.00	N	0	0.00	N	0	0.00	N	0	0.00	N	0
10/2024	0.00	N	0	0.00	N	0	0.00	N	0	0.00	N	0	0.00	N	0
09/2024	0.00	N	0	0.00	N	0	0.00	N	0	0.00	N	0	0.00	N	0
08/2024	0.00	N	0	0.00	N	0	0.00	N	0	0.00	N	0	0.00	N	0
07/2024	0.00	N	0	0.00	N	0	0.00	N	0	0.00	N	0	0.00	N	0
06/2024	0.00	N	0	0.00	N	0	0.00	N	0	0.00	N	0	0.00	N	0
05/2024	0.00	N	0	0.00	N	0	0.00	N	0	0.00	N	0	0.00	N	0
04/2024	0.00	N	0	0.00	N	0	0.00	N	0	0.00	N	0	0.00	N	0
03/2023	0.00	N	0	0.00	N	0	0.00	N	0	0.00	N	0	7.75	N	2
02/2023	0.00	N	0	0.00	N	0	0.00	N	0	0.00	N	0	7.75	N	2
01/2023	0.00	N	0	0.00	N	0	0.00	N	0	0.00	N	0	7.75	N	2
12/2022	0.00	N	0	0.00	N	0	0.00	N	0	0.00	N	0	7.75	N	2
11/2022	0.00	N	0	0.00	N	0	0.00	N	0	0.00	N	0	8.83	N	2
10/2022	0.00	N	0	0.00	N	0	0.00	N	0	0.00	N	0	7.57	N	2
09/2022	0.00	N	0	0.00	N	0	0.00	N	0	0.00	N	0	7.57	N	2
08/2022	0.00	N	0	0.00	N	0	0.00	N	0	0.00	N	0	7.57	N	2
07/2022	0.00	N	0	0.00	N	0	0.00	N	0	0.00	N	0	7.57	N	2
06/2022	0.00	N	0	0.00	N	0	0.00	N	0	0.00	N	0	7.57	N	2
05/2022	0.00	N	0	0.00	N	0	0.00	N	0	0.00	N	0	8.33	N	2
04/2022	0.00	N	0	0.00	N	0	0.00	N	0	0.00	N	0	8.40	N	2
03/2022	0.00	N	0	0.00	N	0	0.00	N	0	0.00	N	0	7.62	N	2
02/2022	0.00	N	0	0.00	N	0	0.00	N	0	0.00	N	0	7.62	N	2
01/2022	0.00	N	0	0.00	N	0	0.00	N	0	0.00	N	0	7.62	N	2
12/2021	0.00	N	0	0.00	N	0	0.00	N	0	0.00	N	0	3.60	N	1
11/2021	0.00	N	0	0.00	N	0	0.00	N	0	0.00	N	0	3.60	N	1
10/2021	0.00	N	0	0.00	N	0	0.00	N	0	0.00	N	0	3.85	N	1
09/2021	0.00	N	0	0.00	N	0	0.00	N	0	0.00	N	0	3.37	N	1
08/2021	0.00	N	0	0.00	N	0	0.00	N	0	0.00	N	0	3.37	N	1
07/2021	0.00	N	0	0.00	N	0	0.00	N	0	0.00	N	0	3.37	N	1
06/2021	0.00	N	0	0.00	N	0	0.00	N	0	0.00	N	0	3.37	N	1
05/2021	0.00	N	0	0.00	N	0	0.00	N	0	0.00	N	0	3.37	N	1
04/2021	0.00	N	0	0.00	N	0	0.00	N	0	0.00	N	0	0.00	N	0
03/2021	0.00	N	0	0.00	N	0	0.00	N	0	0.00	N	0	0.00	N	0
02/2021	0.00	N	0	0.00	N	0	0.00	N	0	0.00	N	0	0.00	N	0
01/2021	0.00	N	0	0.00	N	0	0.00	N	0	0.00	N	0	0.00	N	0
12/2020	0.00	N	0	0.00	N	0	0.00	N	0	0.00	N	0	0.00	N	0
11/2020	0.00	N	0	0.00	N	0	0.00	N	0	0.00	N	0	0.00	N	0
10/2020	0.00	N	0	0.00	N	0	0.00	N	0	0.00	N	0	0.00	N	0
09/2020	0.00	N	0	0.00	N	0	0.00	N	0	0.00	N	0	0.00	N	0
08/2020	0.00	N	0	0.00	N	0	0.00	N	0	0.00	N	0	0.00	N	0
07/2020	0.00	N	0	0.00	N	0	0.00	N	0	0.00	N	0	0.00	N	0
06/2020	0.00	N	0	0.00	N	0	0.00	N	0	0.00	N	0	0.00	N	0
05/2020	0.00	N	0	0.00	N	0	0.00	N	0	0.00	N	0	0.00	N	0
04/2020	0.00	N	0	0.00	N	0	0.00	N	0	0.00	N	0	0.00	N	0
03/2020	0.00	N	0	0.00	N	0	0.00	N	0	0.00	N	0	0.00	N	0
02/2020	0.00	N	0	0.00	N	0	0.00	N	0	0.00	N	0	0.00	N	0

* BASIC Measures are the absolute SMS scores that are compared within each Safety Event Group to determine the BASIC Score percentiles.



KPI: BASIC Measures by Fleet Size and Cargo Group ToC														
Fleet Size: 1-5 PUs														
	Unsafe Driving		Hours of Service		Driver Fitness		Controlled Substance		Vehicle Maintenance		HM Compliance		Crash	
Cargo Group (Companies)	Avg.	Comp. to Avg.	Avg.	Comp. to Avg.	Avg.	Comp. to Avg.	Avg.	Comp. to Avg.	Avg.	Comp. to Avg.	Avg.	Comp. to Avg.	Avg.	Comp. to Avg.
General Freight (488244)	0.79	Better	0.24	Better	0.20	Better	0.02	Better	1.90	Better	0.01	Better	0.06	Worse
CS CARRIER INC	0.00		0.00		0.00		0.00		0.00		0.00		0.59	

Estimated ISS Score: 67 Optional Inspect ToC About the Inspection Selection System
--



Estimated ISS Score History - Table ToC

Date	Estimated ISS Score	Recommendation	Algorithm
11/29/2024	67	Optional Inspect	Insufficient Data Algorithm
10/25/2024	68	Optional Inspect	Insufficient Data Algorithm
09/27/2024	67	Optional Inspect	Insufficient Data Algorithm
08/30/2024	67	Optional Inspect	Insufficient Data Algorithm
07/26/2024	67	Optional Inspect	Insufficient Data Algorithm
06/28/2024	67	Optional Inspect	Insufficient Data Algorithm
05/31/2024	68	Optional Inspect	Insufficient Data Algorithm
04/26/2024	69	Optional Inspect	Insufficient Data Algorithm
03/31/2023	1	Pass	Safety Algorithm
02/24/2023	1	Pass	Safety Algorithm
01/27/2023	1	Pass	Safety Algorithm
12/30/2022	1	Pass	Safety Algorithm
11/25/2022	1	Pass	Safety Algorithm
10/28/2022	6	Pass	Safety Algorithm
09/30/2022	6	Pass	Safety Algorithm
08/26/2022	6	Pass	Safety Algorithm
07/29/2022	46	Pass	Safety Algorithm
06/24/2022	46	Pass	Safety Algorithm
05/27/2022	6	Pass	Safety Algorithm
04/29/2022	6	Pass	Safety Algorithm
03/25/2022	5	Pass	Safety Algorithm
02/25/2022	5	Pass	Safety Algorithm
01/28/2022	1	Pass	Safety Algorithm
12/31/2021	1	Pass	Safety Algorithm
11/26/2021	1	Pass	Safety Algorithm
10/29/2021	1	Pass	Safety Algorithm
09/24/2021	1	Pass	Safety Algorithm
08/27/2021	1	Pass	Safety Algorithm
07/30/2021	1	Pass	Safety Algorithm
06/25/2021	1	Pass	Safety Algorithm
05/28/2021	1	Pass	Safety Algorithm
04/30/2021	1	Pass	Safety Algorithm
03/26/2021	1	Pass	Safety Algorithm
02/26/2021	70	Optional Inspect	Insufficient Data Algorithm
01/29/2021	70	Optional Inspect	Insufficient Data Algorithm
12/18/2020	70	Optional Inspect	Insufficient Data Algorithm
11/27/2020	70	Optional Inspect	Insufficient Data Algorithm
10/30/2020	63	Optional Inspect	Insufficient Data Algorithm
09/25/2020	63	Optional Inspect	Insufficient Data Algorithm
08/28/2020	63	Optional Inspect	Insufficient Data Algorithm
07/31/2020	63	Optional Inspect	Insufficient Data Algorithm
06/26/2020	63	Optional Inspect	Insufficient Data Algorithm
05/29/2020	63	Optional Inspect	Insufficient Data Algorithm
04/24/2020	63	Optional Inspect	Insufficient Data Algorithm
03/27/2020	63	Optional Inspect	Insufficient Data Algorithm
02/28/2020	66	Optional Inspect	Insufficient Data Algorithm

Investigation Results ToC

No Investigations reported on FMCSA website

Penalties History ToC

There is a problem with the Penalties data on FMCSA website.



Acute Critical Violations (Based on Investigations as per CSA Methodology Appendix A) [ToC](#)

No Data

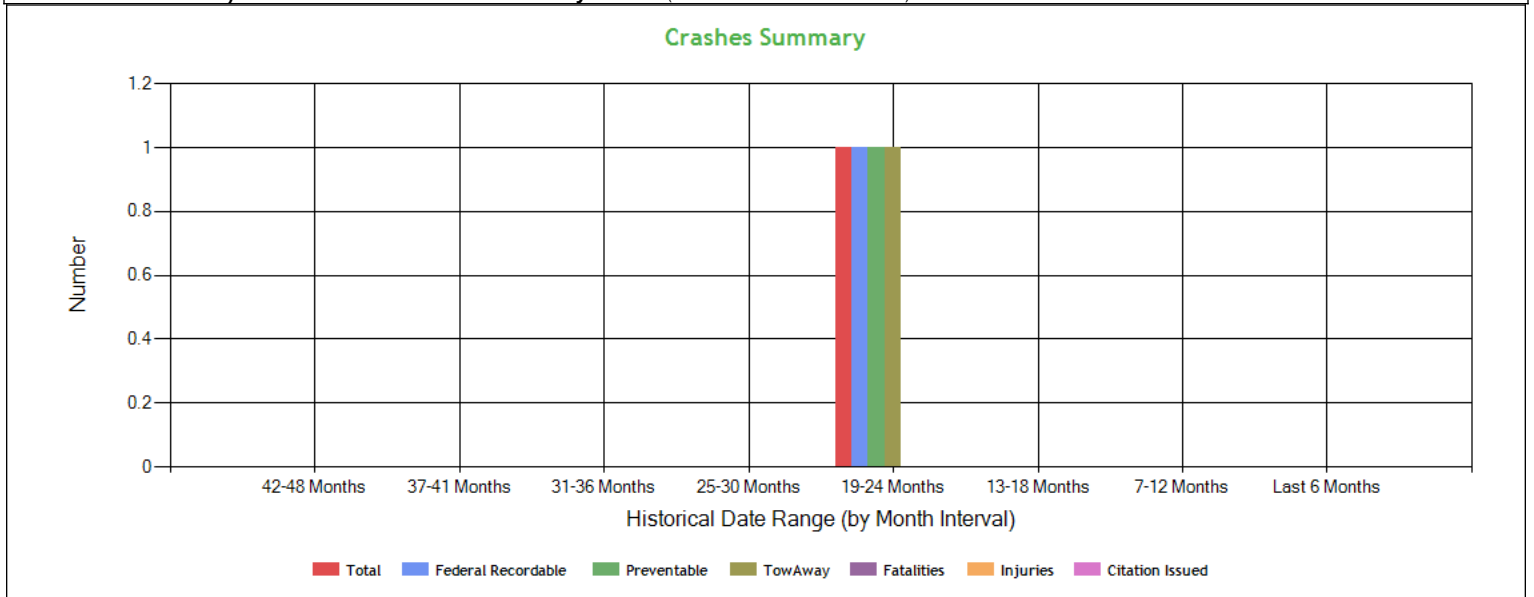
No red flag violations in the last 24 months

DOT Registration Information: The following information on this specific DOT # is from the Federal DOT (as of Operating Authority

DOT Registration: 02/25/2020		Total Power Units: 1		Total Trucks: 1		Total Trailers: 1		Total Passenger Vehicles: 0	
Status	Entity Type	Organization Type	Nation	Total Cars		Drivers / CDL Drivers			
A	C	-	US	0		1 / 1			
MCS-150 Date	Op Codes	Shipper Op Codes	Shipper HazMat Op Codes	Latest Review Type		Latest Review Document Number(Date)			
07/25/2024	A					()			
MCS-150 Mileage (Year)	Record Update Date	Transports Hazmats	DOT Census Date	Recordable Accident Rate		Preventable Accident Rate			
1,000 (2023)	07/25/2024	N	02/25/2020	0%		0%			
MCS-151 Mileage	Safety Rating (Date)	SEA Accident	SEA Driver	SEA Vehicle		SEA Management			
0	None (None)	0%	0%	0%		0%			
Classification Codes		Cargo Carried (per MCS-150)							
Authorized-For-Hire		General Freight							

DOT MCS-150 History ToC			(as of 09/10/2024 DOT census)						
Census Date	MCS-150 Date	MCS-150 Mileage	VMT Year	Power Units	Drivers	Trailers	Company Rep1	Company Rep2	Email
9/10/2024	7/25/2024	1000	2023	1	1	-	JAGDEEP SINGH		ROOPCHATTHA45@GMAIL.COM
7/9/2022	6/24/2022	339637	2021	3	4	3	JAGDEEP SINGH	JAGDEEP SINGH	ROOPCHATTHA45@GMAIL.COM
7/9/2021	7/1/2021	246356	2020	3	4	3	JAGDEEP SINGH	JAGDEEP SINGH	
6/9/2020	6/2/2020	1000	2019	1	1	1	JAGDEEP SINGH	JAGDEEP SINGH	ROOPCHATTHA45@GMAIL.COM
3/9/2020	2/25/2020	0		1	1	1	CHARANJIT SINGH		CHARANJITS0015@GMAIL.COM

Crash Summary Chart [ToC](#)Crashes Summary - Chart (based on all available crash data)





Crashes Summary - Table (based on all available crash data) ToC										
	TOTAL	Last 6 months	7-12 months	13-18 months	19-24 months	25-30 months	30-36 months	37-41 months	42-48 months	Over 49 months
Total Reportable	1	0	0	0	1	0	0	0	0	0
Fatalities	0	0	0	0	0	0	0	0	0	0
Injuries	0	0	0	0	0	0	0	0	0	0
Tow Away	1	0	0	0	1	0	0	0	0	0
With Citations	0	0	0	0	0	0	0	0	0	0
Federal Recordable	1	0	0	0	1	0	0	0	0	0
Preventable	1	0	0	0	1	0	0	0	0	0
Crash per Pwr Unit	-	0.0%	0.0%	0.0%	100.0%	0.0%	0.0%	0.0%	0.0%	-

Inspection Summary ToC			
The following inspection information is based on results for 24 months prior to: 12/29/2024. Please note that the total inspections number is not necessarily the total of the vehicle, driver and hazmat inspections, as one inspection may have included any combination of the below inspections.			
Overall	Vehicle	Driver	Hazmat
(Please note that the total inspections number is not necessarily the total of the vehicle, driver and hazmat inspections, as one inspection may have included any combination of the below inspections) Total Inspections: 1 Total Out of Service: 0 Out of Service: 0% National Average: 21.23% Difference: -21.23%	Total Inspections: 0 Total Out of Service: 0 Out of Service: 0.00% National Average: 25.12% Difference: -25.12%	Total Inspections: 1 Total Out of Service: 0 Out of Service: 0.00% National Average: 6.83% Difference: -6.83%	Total Inspections: 0 Total Out of Service: 0 Out of Service: 0.00% National Average: 3.06% Difference: -3.06%

KPI: Inspection Viol OOS Rates by Cargo Group ToC								
Cargo Group	OVERALL		VEHICLE		DRIVER		HAZMAT	
	Average	Compared to Average	Average	Compared to Average	Average	Compared to Average	Average	Compared to Average
General Freight	28.78%	Better	24.99%	Better	12.65%	Better	0.22%	Better
CS CARRIER INC	0%		0%		0%		0%	

FHWA Registration Information: The following data on this Motor Carrier is from the Federal Hwy Administration (as of 11/6/2024)								
Docket Number	DOT Number	Company Name	DBA Name	Address	City	State	Country	ZIP Code
MC1094275	3400085	CS CARRIER INC		6761 W FALLON AVE	FRESNO	CA	US	93722
Phone Number	Fax Number	Mail Address	Mail City	Mail State	Mail Contry	Mail ZIP Code	Mail Phone Number	Mail Fax Number
(559)-753-0660								
Date of Last Change	Freight	Passenger	Household Goods	Active Authority	Pending Authority	Revocation Pending Authority		
11/6/2024	Y	N	N	/	/	/		

Insurance Required (as of 12/30/2024) ToC			
Docket Number	Insurance Type	Insurance Required	Insurance on File
MC1094275	BIPD	\$750k	\$0k
MC1094275	Cargo	No	No
MC1094275	Bond	No	No



Active / Pending Insurance (as of 12/30/2024)

No Data

Insurance History (as of 12/30/2024)

Docket Number	Form	Type	Insurance Carrier	Policy/Surety	Coverage From	Coverage To	Effective Date From	Effective Date To
MC1094275	91X	BIPD/Primary	SUTTON SPECIALTY INSURANCE CO	WHI01000003842-00	\$0k	\$750k	07/11/2024	10/31/2024 Cancelled
MC1094275	91X	BIPD/Primary	SECURITY NATIONAL INSURANCE CO.	SMC1793121	\$0k	\$750k	07/22/2022	05/28/2023 Cancelled
MC1094275	91X	BIPD/Primary	SECURITY NATIONAL INSURANCE CO.	SMC1793121	\$0k	\$750k	07/22/2021	07/22/2022 Cancelled
MC1094275	91X	BIPD/Primary	SECURITY NATIONAL INSURANCE CO.	SMC1793121	\$0k	\$750k	07/22/2020	07/22/2021 Cancelled

FHWA Authorities (as of 12/30/2024) ToC

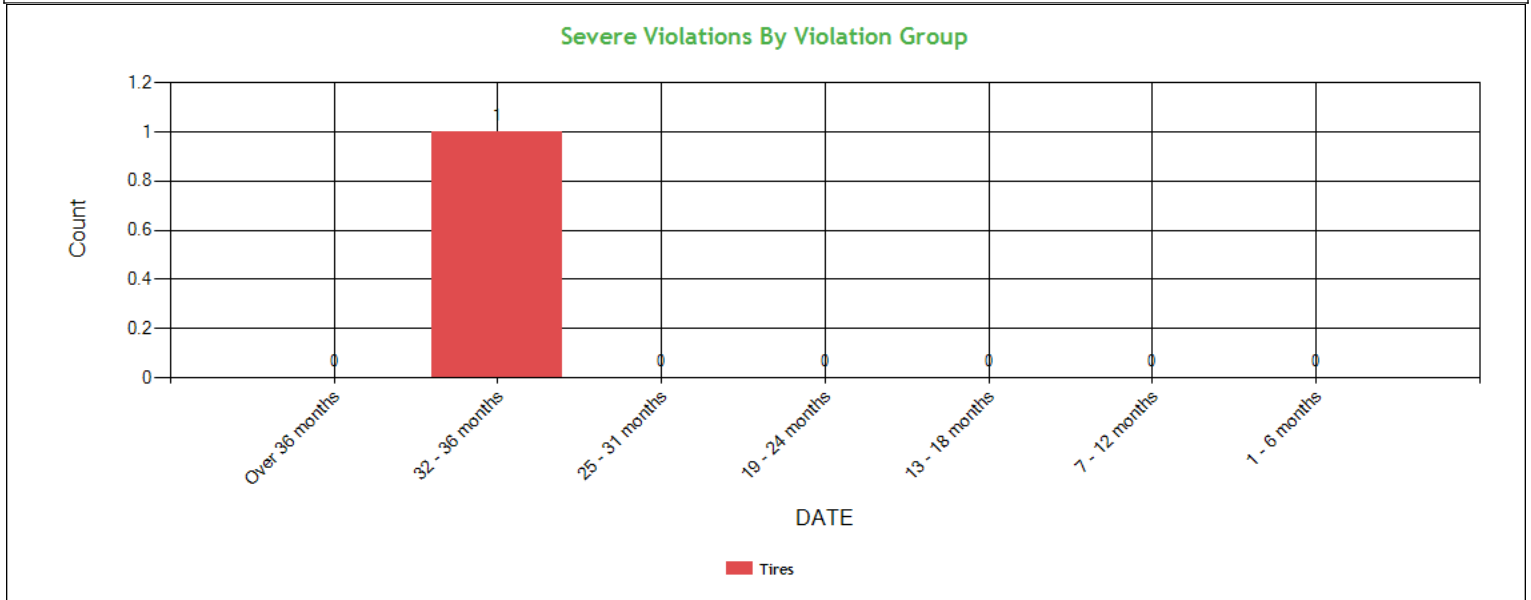
Docket#	L&I Name	Active Authority	Inactive Authority	Pending Authority	Revocation Pending Authority	Freight	Passenger	Household Goods
MC1094275	CS CARRIER INC		Common / Contract /			Yes	No	No

Authority History (as of 12/30/2024)

Docket Number	Sub	Auth Type	Original Action	Disposition
MC1094275		COMMON	REINSTATED 7/15/2024 12:00:00 AM	REVOKED 11/6/2024 12:00:00 AM
MC1094275		COMMON	INVOLUNTARY REVOCATION 6/27/2022 12:00:00 AM	DISCONTINUED REVOCATION 7/26/2022 12:00:00 AM
MC1094275		CONTRACT	INVOLUNTARY REVOCATION 6/27/2022 12:00:00 AM	DISCONTINUED REVOCATION 7/26/2022 12:00:00 AM
MC1094275		COMMON	INVOLUNTARY REVOCATION 6/25/2021 12:00:00 AM	DISCONTINUED REVOCATION 7/22/2021 12:00:00 AM
MC1094275		CONTRACT	INVOLUNTARY REVOCATION 6/25/2021 12:00:00 AM	DISCONTINUED REVOCATION 7/22/2021 12:00:00 AM
MC1094275		CONTRACT	GRANTED 8/28/2020 12:00:00 AM	REVOKED 4/10/2023 12:00:00 AM
MC1094275		COMMON	GRANTED 8/28/2020 12:00:00 AM	REVOKED 4/10/2023 12:00:00 AM
MC1094275		COMMON	GRANTED 8/20/2020 12:00:00 AM	REVOKED 4/10/2023 12:00:00 AM



Severe Violations (i.e. those with >= 8 points) - Chart : 1 Violations 1 occurrences ToC



Severe Violations (i.e. those with >= 8 points) - Table : 1 Violations 1 occurrences ToC

Code	Description	Category	BASIC Weight	Total count	Last 6 month s	7-12 month s	13-18 month s	19-24 month s	25-31 month s	32-36 month s	Over 36 month s
393.75A3	Tire -flat and/or audible air leak	Tires	8	1	0	0	0	0	0	1	0

Violation Report ToC

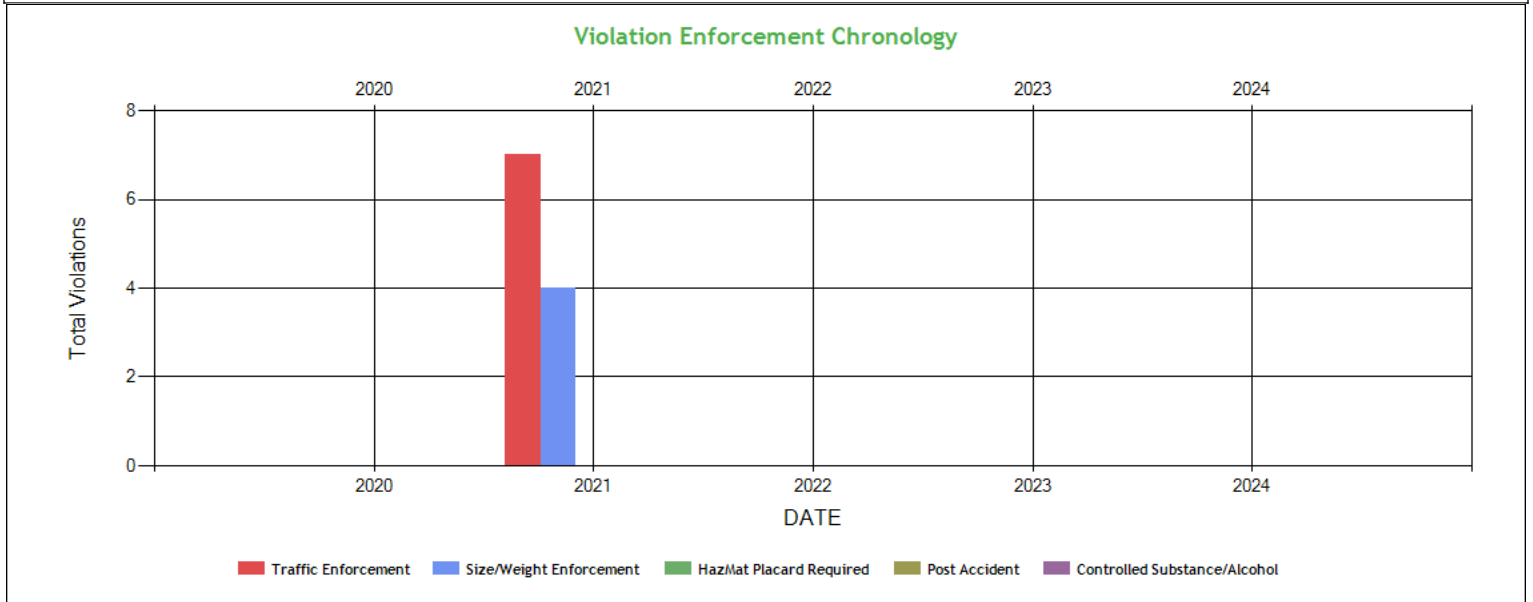
Inspection Date	Inspection State	BASIC	Violation Description	OOS	VIN	Severity Points
12/07/2021	AZ	Vehicle Maintenance	393.203C - Hood not securely fastened	No	1XKYD49X3HJ108329	2
12/07/2021	AZ	Vehicle Maintenance	396.3A1 - Inspection/repair and maintenance parts and accessories	No	1XKYD49X3HJ108329	2
12/07/2021	AZ	Vehicle Maintenance	393.9 - Inoperative required lamps	Yes	1XKYD49X3HJ108329	2
12/07/2021	AZ	Vehicle Maintenance	393.75A3 - Tire -flat and/or audible air leak	Yes	1XKYD49X3HJ108329	8
12/07/2021	AZ	Vehicle Maintenance	393.78 - Windshield wipers inoperative/defective	No	1XKYD49X3HJ108329	1
12/07/2021	AZ	Unsafe Driving	392.2 - Operating a commercial motor vehicle not in accordance with the laws, ordinances, and regulations of the jurisdiction in which it is being operated - Unsafe Driving	No	1XKYD49X3HJ108329	0
12/07/2021	AZ	Vehicle Maintenance	393.11TT - No retroreflective sheeting/reflex reflectors - Truck Tractor manufactured on or after 7/1/1997	No	1XKYD49X3HJ108329	3
12/02/2021	CA	-	392.2RG - State vehicle registration or License Plate violation	No	1GRAA0627GE700076	0
12/02/2021	CA	Hazardous Materials	172.502A1 - Prohibited placarding	No	1GRAA0627GE700076	5
08/06/2021	AR	Unsafe Driving	392.2 - Operating a commercial motor vehicle not in accordance with the laws, ordinances, and regulations of the jurisdiction in which it is being operated - Unsafe Driving	No	1XKYD49X3HJ108329	0
05/05/2021	CA	Vehicle Maintenance	393.207F - Air suspension pressure loss	Yes	1GRAA0622HB710680	7

No filters were applied when generating this report, see the live report for more options.



No data for Violation Summary

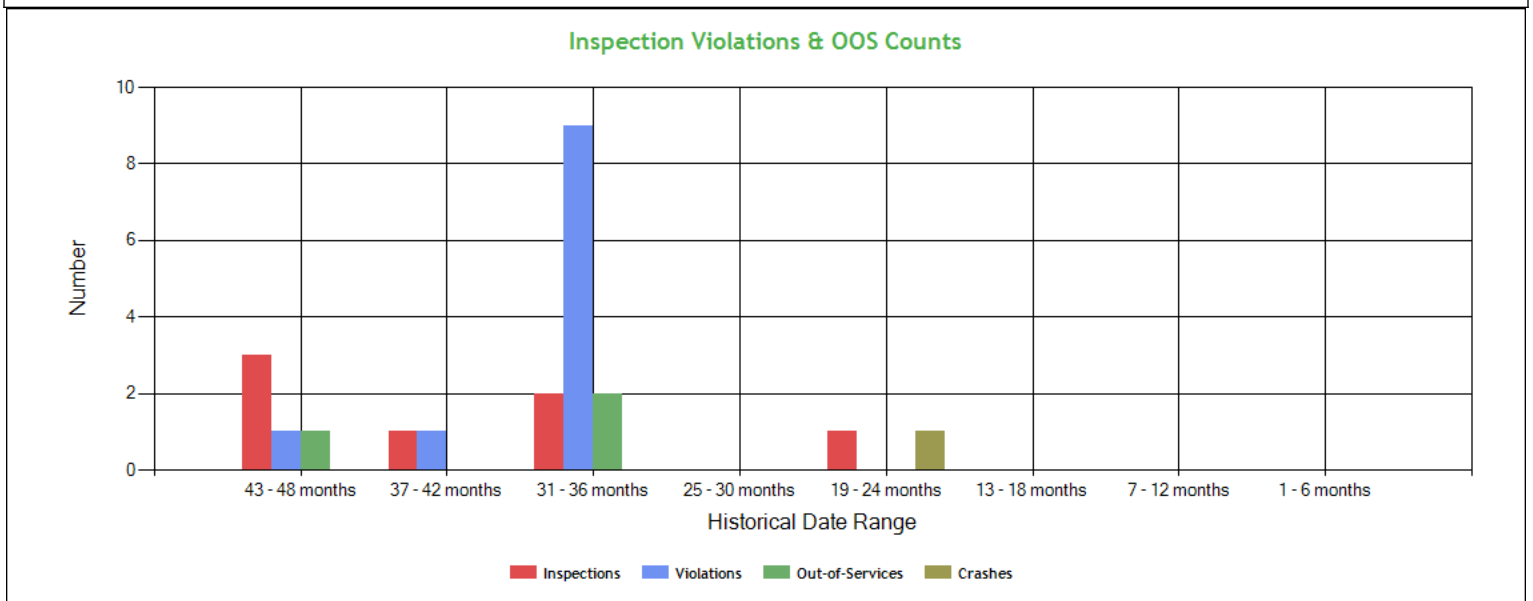
Violation Enforcement Chronology - Chart ToC



Violation Enforcement Chronology - Table ToC

	2020	2021	2022	2023	2024
Traffic Enforcement	0	7	0	0	0
Size/Weight Enforcement	0	4	0	0	0
HazMat Placard Required	0	0	0	0	0
Post Accident	0	0	0	0	0
Controlled Substance/Alcohol	0	0	0	0	0

Inspection Violations & OOS Counts - Chart ToC





Inspection Violations & OOS Counts - Table [ToC](#)

Date Range	Inspections	Violations	Out-of-Services	Crashes
TOTAL	7	11	3	1
1 - 6 months	0	0	0	0
7 - 12 months	0	0	0	0
13 - 18 months	0	0	0	0
19 - 24 months	1	0	0	1
25 - 30 months	0	0	0	0
31 - 36 months	2	9	2	0
37 - 42 months	1	1	0	0
43 - 48 months	3	1	1	0

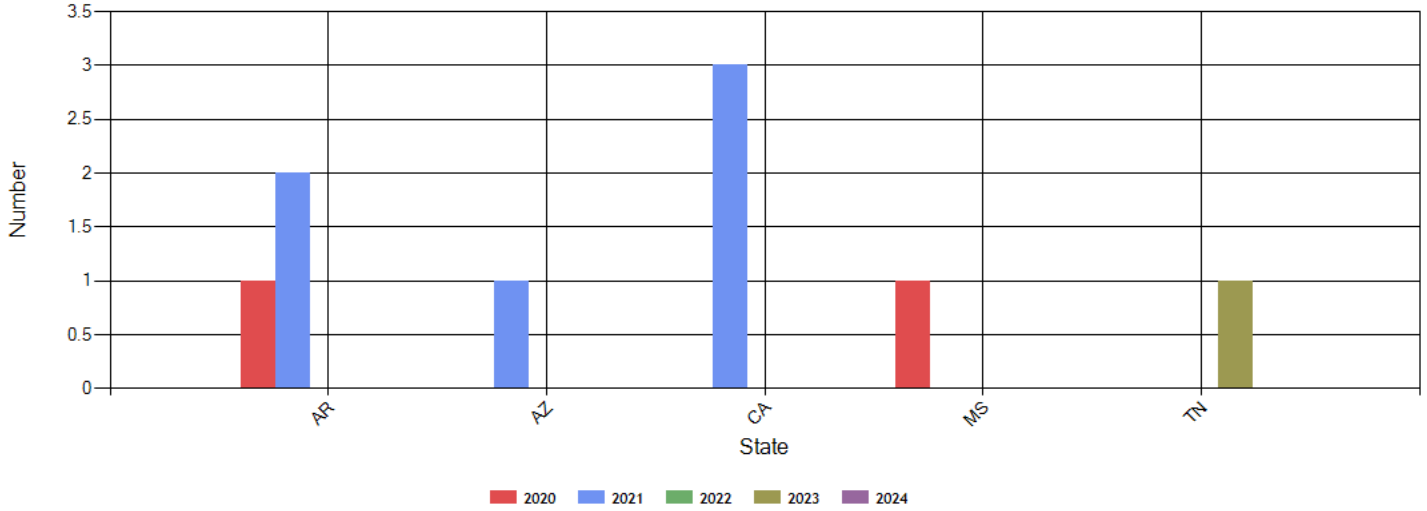
Radius of Operation (based on Inspections and Crashes during the past 3 years) [ToC](#)

	Total	Drive between 0 and 50 miles radius	Drive between 51 and 200 miles radius	Drive between 201 and 300 miles radius	Drive between 301 and 400 miles radius	Drive between 401 and 500 miles radius	Drive between 501 and 600 miles radius	Drive beyond 600 miles radius
Power Units (i.e. unique VINs)	3	0	1	0	1	0	0	1
Percent	100%	0%	33.33%	0%	33.33%	0%	0%	33.33%

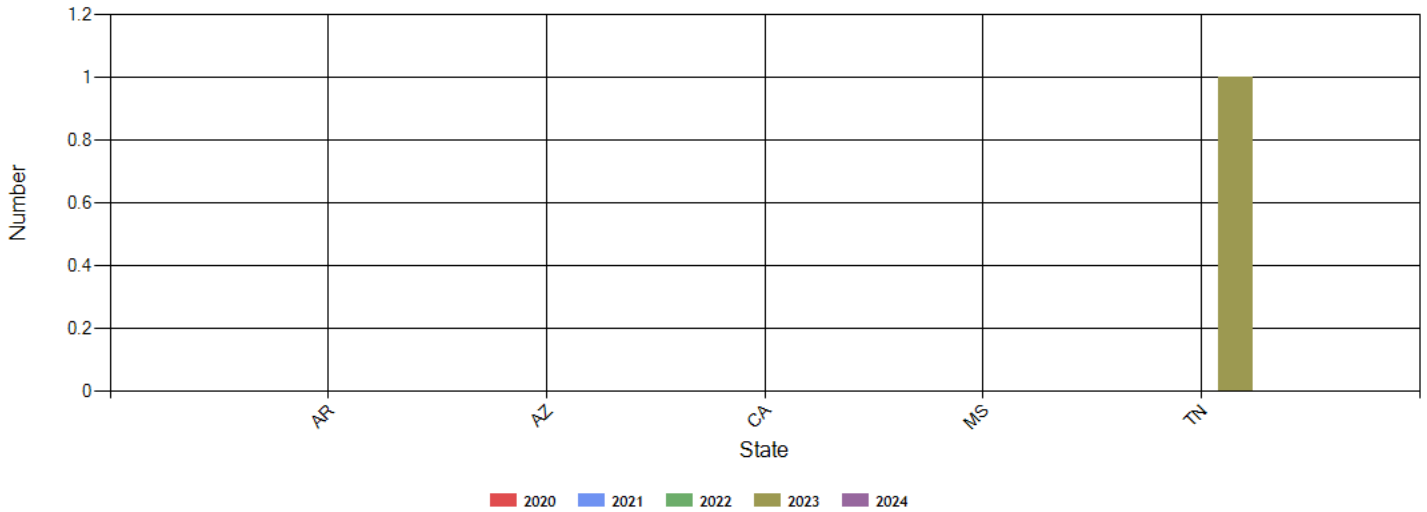


Inspection & Crash Locations - Chart ToC

Inspection Locations Chronology



Crash Locations Chronology



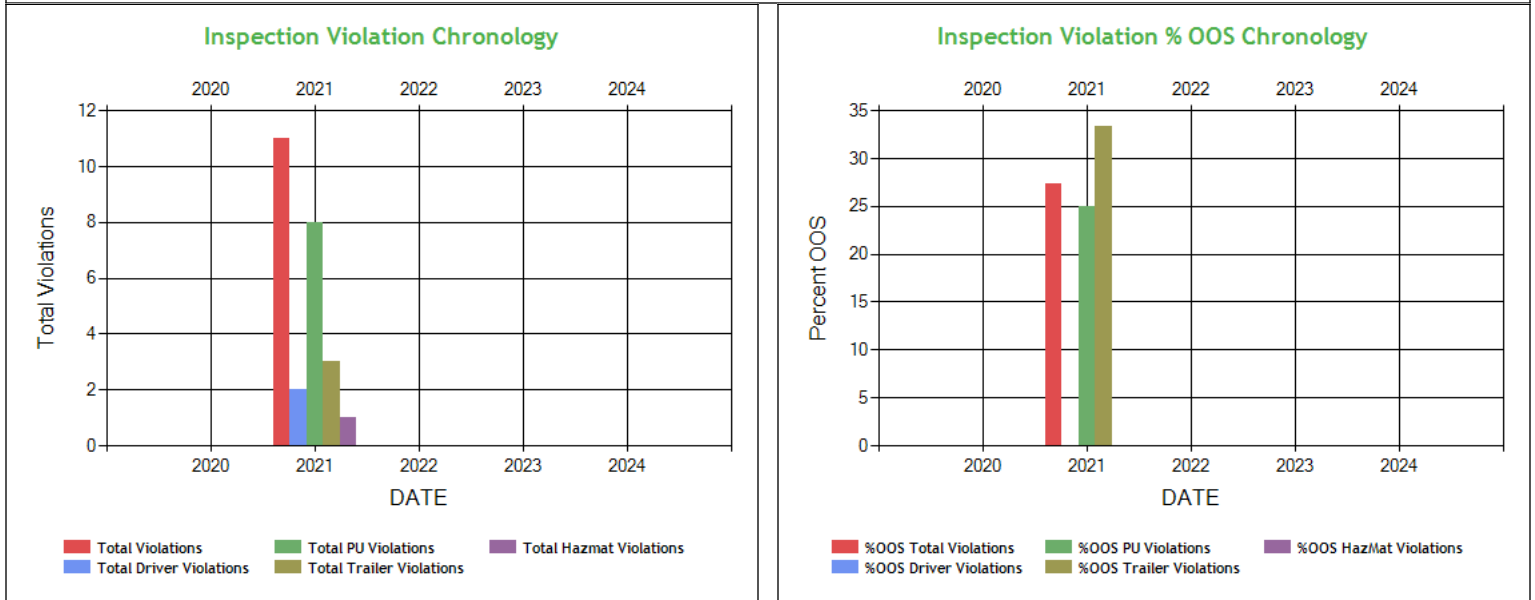
Inspection & Crash Locations - Table ToC

State	Inspections					Violations					Out-of-Services					Crashes				
	2020	2021	2022	2023	2024	2020	2021	2022	2023	2024	2020	2021	2022	2023	2024	2020	2021	2022	2023	2024
TOTAL	2	6	0	1	0	0	11	0	0	0	0	3	0	0	0	0	0	0	1	0
AR	1	2	0	0	0	0	1	0	0	0	0	0	0	0	0	0	0	0	0	0
AZ	0	1	0	0	0	0	7	0	0	0	0	2	0	0	0	0	0	0	0	0
CA	0	3	0	0	0	0	3	0	0	0	0	1	0	0	0	0	0	0	0	0
MS	1	0	0	0	0	0	0	0	0	0	0	0	0	0	0	0	0	0	0	0
TN	0	0	0	1	0	0	0	0	0	0	0	0	0	0	0	0	0	0	1	0

No hot spot data in the last 12 months



Inspection Violation % OOS Chronology - Chart [ToC](#)

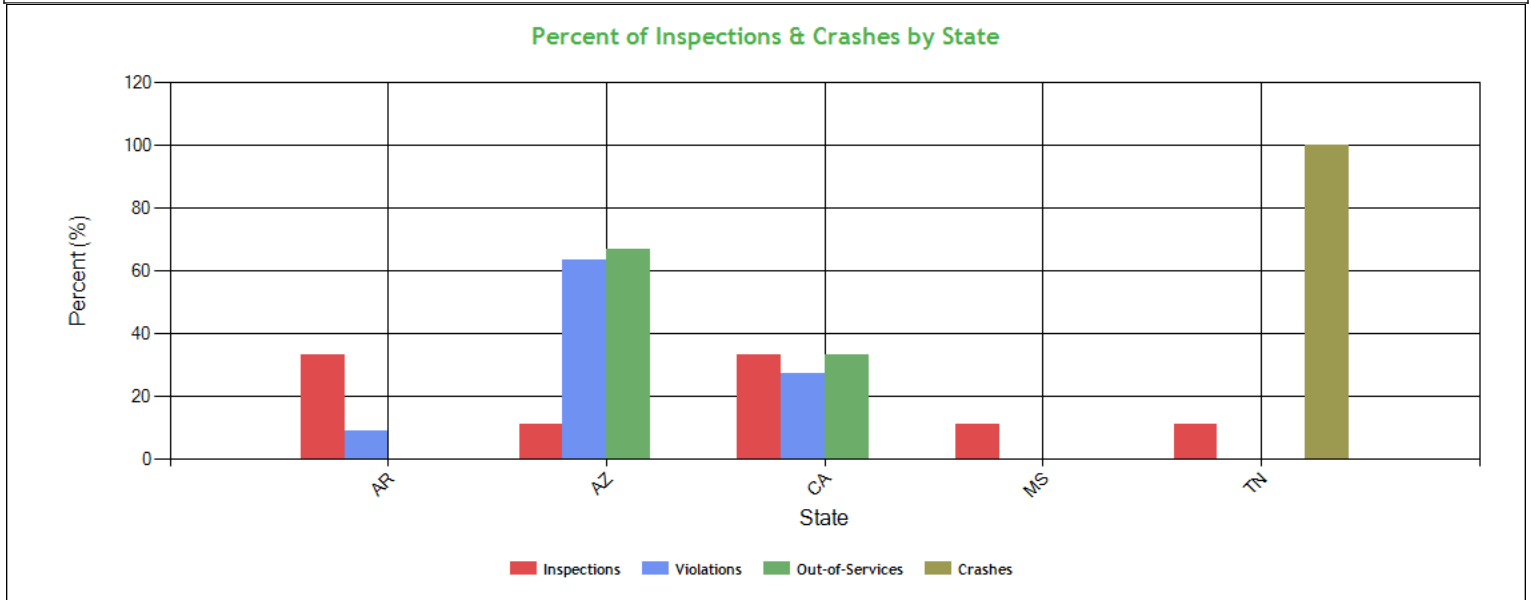


Inspection Violation % OOS Chronology - Table [ToC](#)

	2020	2021	2022	2023	2024
Total Violations	0	11	0	0	0
Total Out Of Services	0	3	0	0	0
%OOS Total Violations	0	27.27	0	0	0
Total Driver Violations	0	2	0	0	0
Total Driver Out Of Services	0	0	0	0	0
%OOS Driver Violations	0	0	0	0	0
Total PU Violations	0	8	0	0	0
Total PU Out Of Services	0	2	0	0	0
%OOS PU Violations	0	25.00	0	0	0
Total Trailer Violations	0	3	0	0	0
Total Trailer Out Of Services	0	1	0	0	0
%OOS Trailer Violations	0	33.33	0	0	0
Total Hazmat Violations	0	1	0	0	0
Total Hazmat Out Of Services	0	0	0	0	0
%OOS HazMat Violations	0	0	0	0	0



Percent of Insp & Crash by State - Chart ToC



Percent of Insp & Crash by State - Table (based on Inspection data from the last 4 years) ToC

State	Inspections		Violations		Out-of-Services		Crashes	
	Total	Percent	Total	Percent	Total	Percent	Total	Percent
	9	100	11	100	3	100	1	100
AR	3	33.3	1	9.1	0	0	0	0
AZ	1	11.1	7	63.6	2	66.7	0	0
CA	3	33.3	3	27.3	1	33.3	0	0
MS	1	11.1	0	0	0	0	0	0
TN	1	11.1	0	0	0	0	1	100

VIN Insp Summary by State (based on inspection from the last 2 years) ToC

VIN	Insp	Viol Pts	Counts in each State							
			CA		AR		AZ		TN	
			Insp	Viol Pts	Insp	Viol Pts	Insp	Viol Pts	Insp	Viol Pts
TOTALS	14/ 72*	7/ 30**	3	12	2	0	1	18	1	0
1XKYD49X3HJ108329	2	18	0	0	1	0	1	18	0	0
3AKJGLDR2HSGP4767	2	0	1	0	1	0	0	0	0	0
1GRAA0622HB710680	1	7	1	7	0	0	0	0	0	0
1GRAA0627GE700076	1	5	1	5	0	0	0	0	0	0
1JJV532B9LL179706	1	0	0	0	1	0	0	0	0	0
1UYVS2532M2229418	1	0	1	0	0	0	0	0	0	0
4V4NC9EH8LN260271	1	0	0	0	0	0	0	0	1	0

*<Total number of inspections for these 7 VIN(s)>/n<Total number of inspections for these 4 state(s)>

**<Total severity sum for these 7 VIN(s)>/n<Total severity sum for these 4 state(s)>

Violations By Unit Type ToC

of Violations: 0 Total Severity: 0



Equipment Ownership ToC Equipment Ownership (based on MCS-150 dated 7/25/2024)					
	Trucks	Tractors	Trailers	Motor Coaches	Vans
Owned	0	1	1	0	0
Term Leased	0	0	0	0	0
Trip Leased	0	0	0	0	0
Total No.	0	1	1	0	0

Equipment Details Power Units ToC									
VIN	Latest Insp Date	Year	Make	Model	Body Class	Body Type	Axles	Len	Fuel Type
4V4NC9EH8LN260271	01/02/2023	2020	VOLVO	VNL	Truck-Tractor	-	-	-	Diesel
1XKYD49X3HJ108329	12/07/2021	2017	KENWORTH	T680	Truck-Tractor	-	-	-	Diesel
3AKJGLDR2HS GP4767	12/02/2021	2017	FREIGHTLINER	Cascadia	Truck-Tractor	-	-	-	Diesel
3AKJGLDR9HD HP4871	05/05/2021	2017	FREIGHTLINER	Cascadia	Truck-Tractor	-	-	-	Diesel

Equipment Details Trailers									
VIN	Latest Insp Date	Year	Make	Model	Body Class	Body Type	Axles	Len	Fuel Type
1GRAA0627GE 700076	12/02/2021	2016	GREAT DANE	Great Dane Trailers	Trailer	-	2	53	-
1GRAA0621GE 700073	08/06/2021	2016	GREAT DANE	Great Dane Trailers	Trailer	-	2	53	-
1GRAA0622HB7 10680	05/05/2021	2017	GREAT DANE	Great Dane Trailers	Trailer	-	2	53	-
1UYVS2532M22 29418	04/21/2021	2021	UTILITY	Utility Trailer Manufacturer	Trailer	Van Trailer	2	53	-
1JJV532B9LL17 9706	03/19/2021	2020	WABASH NATIONAL	Refrigerated Van	Trailer	Van Trailer	2	53	-

Vehicle Age ToC				
Year	# Power Units	PU Percentage	# Trailers	Trailres Percentage
2020	1	100.00%	0	0%

Based on 24 months of inspection data, see the live report for more options

States of Power Unit Registrations ToC				
State	AR	AZ	CA	TN
Number of Power Units	2	1	2	1

Equipment Acquisitions - Table ToC						
	Power Units inspected for 1st time in past 12 months	Power Units inspected for 1st time in past 24 months	Power Units inspected during entire date range	Trailers inspected for 1st time in past 12 months	Trailers inspected for 1st time in past 24 months	Trailers inspected during entire date range
Unique VINs	0	1	4	0	0	6
Unique License Plates	0	1	4	0	0	6
License Plate States	0	1	1	0	1	1



Driver Details ToC Driver Details (based on MCS-150 dated 7/25/2024)			
	Within 100 mi	Beyond 100 mi	TOTAL
# Drivers Interstate	0	1	1
# Drivers Intrastate	0	0	0
TOTAL	0	1	/
Avg. # Trip Lease Drivers/Mo: 0 # Drivers Grand Total: 1 # Drivers Commercially Licensed: 1			

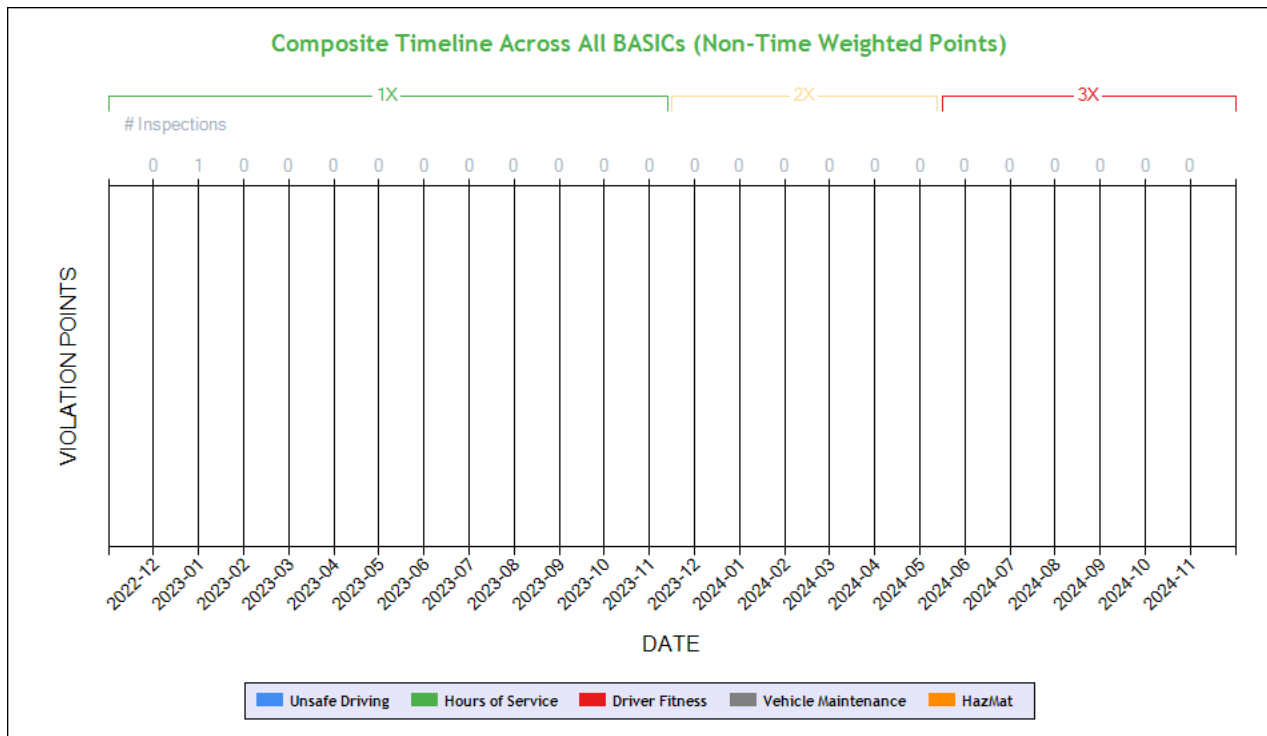
Shared VIN Summary ToC

No Data

SHIPPERS DETAIL **ToC** based on Inspection results for the last 4 years

Shipper Name	Number of Inspections	Shipper Name	Number of Inspections
No Shipper listed	1	CS CARRIER INC	1
FRESH AVENUE	1	GATORADE	1
GROWERS CITRUS PACKING LLC	1	SAINT TRUCKNG	1
STANDARD WAREHOUSE	1		

Carrier Underwriting Report Safety Summary [ToC](#)



Time-Weighted Violation Points - no data available to draw a chart

Time-Weighted Violation Points by Vehicle - no data available to draw a chart

See the Excel file for the complete analysis

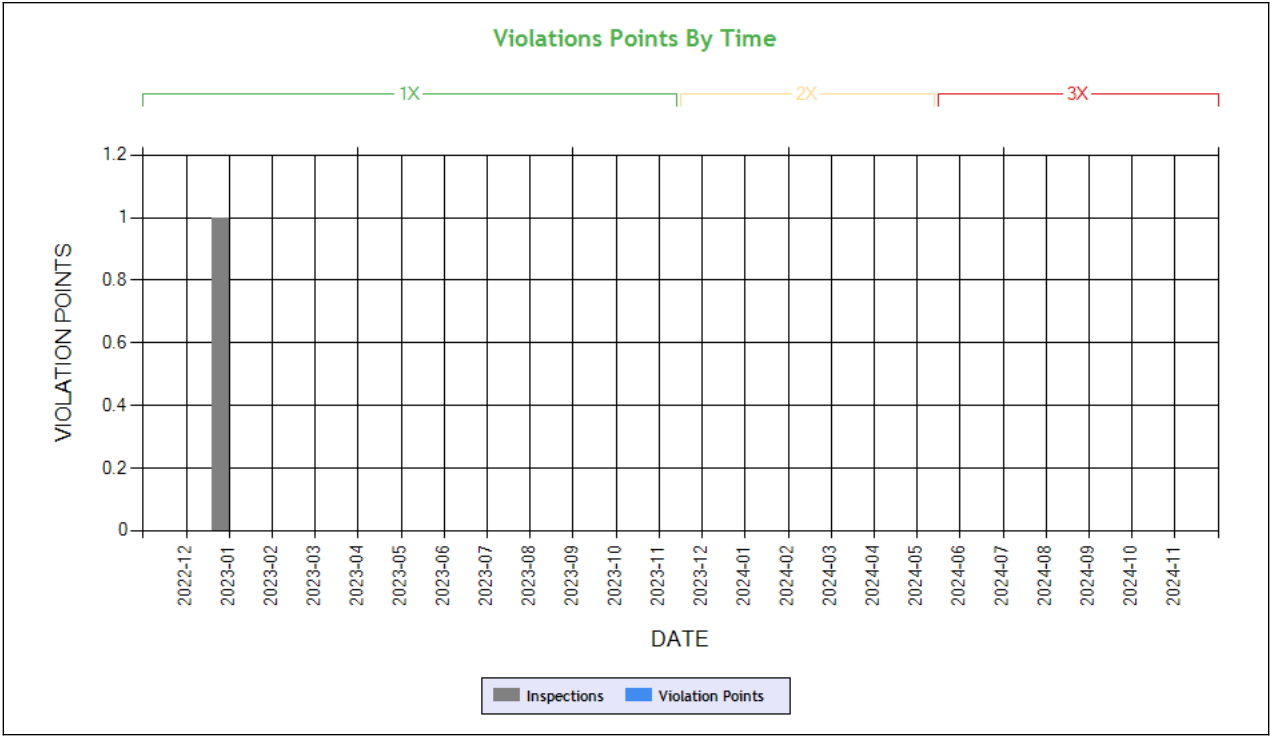
Violations is in (1-6/7-12/13-24mo)

Shaded = Out Of Service Violation		
Violation Group		
Violation Description	Total Time-weighted Points by VIN	% of Total Time-weighted Points by VIN
Driver Resp		
Total Time-weighted Points		
% Total Time-Wt Pts		



SAFETY ANALYSIS ToC

Unsafe Driving



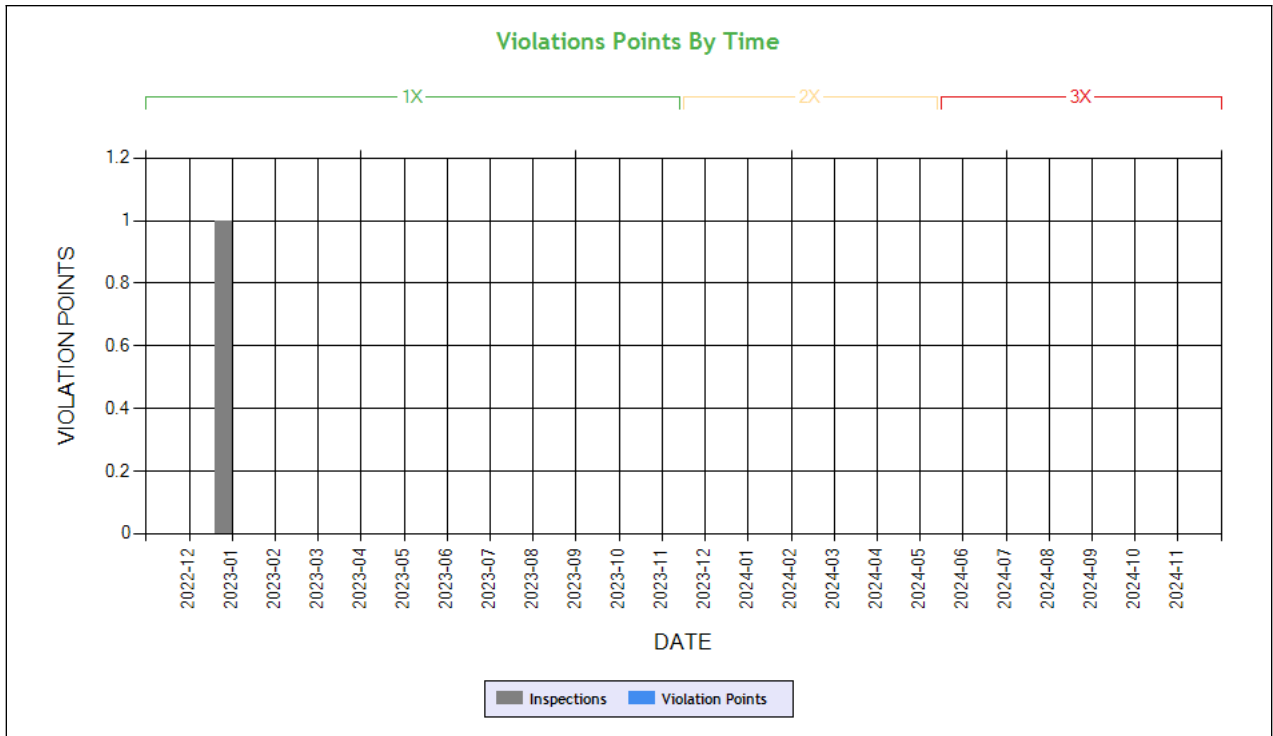
Time-Weighted Violation Points - no data available to draw a chart
Time-Weighted Severity Points by Vehicle - no data available to draw a chart

See the Excel file for the complete analysis # Violations is in (1-6/7-12/13-24mo)

Shaded = Out Of Service Violation		
Violation Group		
Violation Description	Total Time-weighted Points by VIN	% of Total Time-weighted Points by VIN
Driver Resp		
Total Time-weighted Points		
% Total Time-Wt Pts		

HOS Compliance

Time-Weighted Violation Points - no data available to draw a chart
Time-Weighted Severity Points by Vehicle - no data available to draw a chart



Carrier Software
 1-800-646-5152
 info@CarrierSoftware.com

CONFIDENTIAL - Intended for use by Amerigo Insurance Agency - Date: 12/30/2024

CS CARRIER INC - DOT# 3400085 / MC1094275

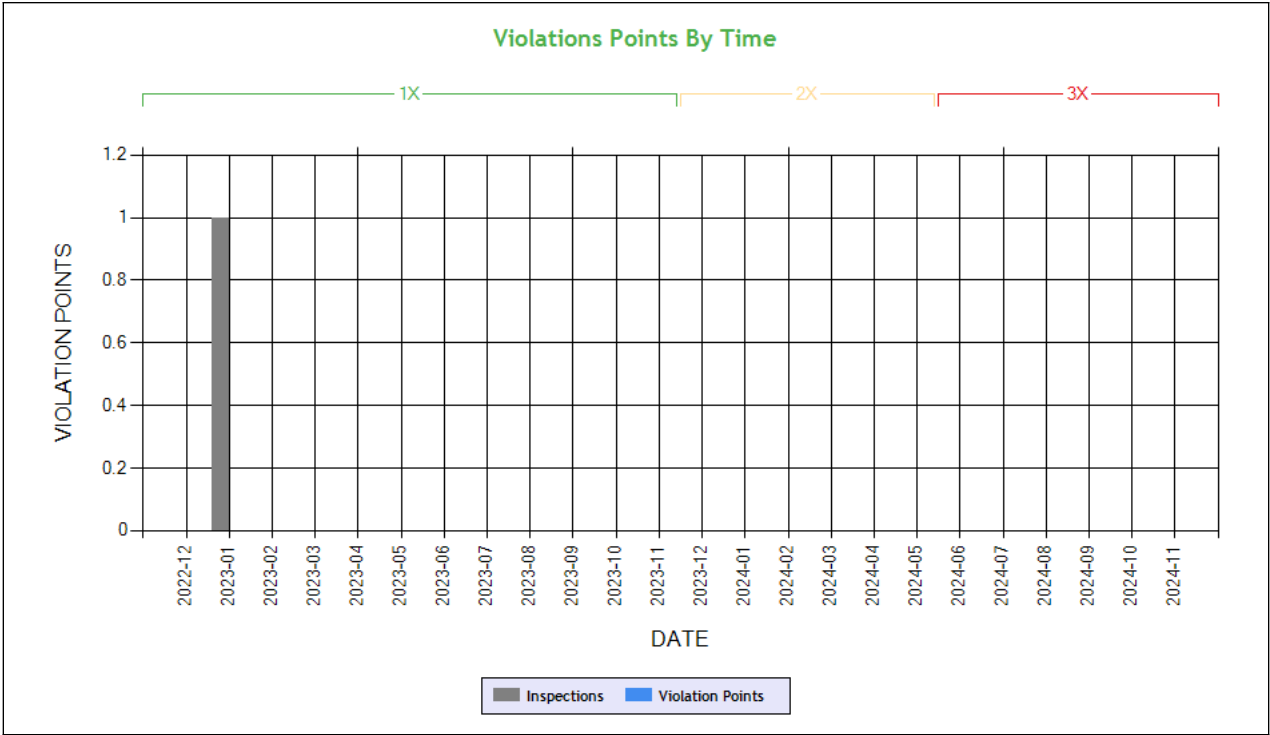
See the Excel file for the complete analysis

Violations is in (1-6/7-12/13-24mo)

Shaded = Out Of Service Violation		
Violation Group		
Violation Description	Total Time-weighted Points by VIN	% of Total Time-weighted Points by VIN
Driver Resp		
Total Time-weighted Points		
% Total Time-Wt Pts		



Driver Fitness



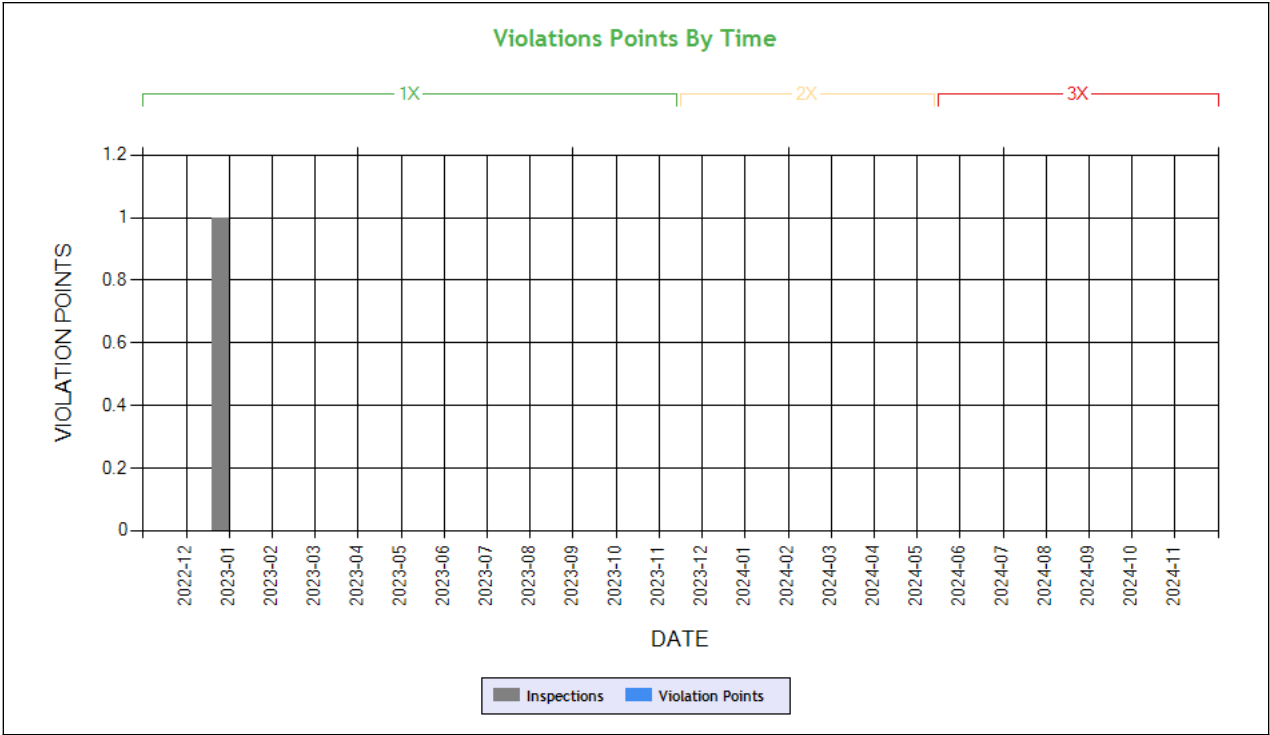
Time-Weighted Violation Points - no data available to draw a chart
Time-Weighted Severity Points by Vehicle - no data available to draw a chart

See the Excel file for the complete analysis # Violations is in (1-6/7-12/13-24mo)

Shaded = Out Of Service Violation		
Violation Group		
Violation Description	Total Time-weighted Points by VIN	% of Total Time-weighted Points by VIN
Driver Resp		
Total Time-weighted Points		
% Total Time-Wt Pts		



Vehicle Maintenance



Time-Weighted Violation Points - no data available to draw a chart
Time-Weighted Severity Points by Vehicle - no data available to draw a chart

See the Excel file for the complete analysis # Violations is in (1-6/7-12/13-24mo)

Shaded = Out Of Service Violation		
Violation Group		
Violation Description	Total Time-weighted Points by VIN	% of Total Time-weighted Points by VIN
Driver Resp		
Total Time-weighted Points		
% Total Time-Wt Pts		

COLOR CODED CRASH TABLE [ToC](#)

Color KEY	Color Code		
	Green	Orange	Red
Citation	No	Unknown	Yes
HazMat Release	No		Yes
Tow Away	No	Yes	
Time Weight	1	2	3
Severity Weight	1		2-3
Injuries	0	1-2	3 or more
Fatalities	0		1 or more



Vehicles in Crash	0-1	2	3 or more
Light Condition	Daylight	Dawn; Dusk	Dark- Not Lighted; Dark-Lighted; Dark- Unknown Roadway Lighting
Road Surface	Dry	Wet; Water(Standing, Moving); Slush	Snow; Ice; Sand; Mud; Dirt; Oil or Gravel
Weather Condition	No Adverse Conditions	Rain; Sleet; Blowing Sand; Soil, Dirt Or Snow	Snow; Fog; Severe Crosswinds

	Driver Name
4V4NC9EH8LN260271	VIN
1	Time Weight
1	Severity Weight
0	Fatalities
0	Injuries
Yes	Citation
Wet	Road Surface Condition
Rain	Weather Condition
Dark-Not Lighted	Light Condition
Y	Tow-Away
N	HM Released
1	Vehicles In Crash
Seq. #1: Non collision ran off road; Seq. #2: Non collision overturn (rollover);	Sequence of Events
TN	Crash State
TN0103530927	Report Number
1/2/2023	Date
Tractor/Semitrailer	Vehicle Configuration
Van/Enclosed Box	Cargo Body Type
25	Driver Age
CA	Driver License State

INSPECTIONS WITH SHARED EQUIPMENT:

No Data



LEGEND

Vehicle Information

Inspection for DOT # being analyzed

Inspection for Different DOT #

Crash Information for specific VIN

INSPECTION DETAILS for ALL Inspections

PDF shows the first 100 Power Unit & Trailer VINs with most recent inspections using data from the last 4 years

POWER UNIT Inspections Section

VIN: 4V4NC9EH8LN260271				Unit: Truck Tractor		Year: 2020	Make: VOLVO	
Crash Report No.	DOT	Date	State	Fatalities	Injuries	Tow Away	Vehicles Involved	
TN0103530927	3400085	01/02/2023	TN	0	0	Yes	1	
DOT No: 3423425		Docket No: MC1107236		Name: MOEX LLC			Interstate: Yes	
Date	Unit License	Unit Lic State	Violation Unit	Violation Description		Severity	OOS	Citation
11/13/2023	PWY5698	OH	-	-		-	-	-
DOT No: 3400085		Docket No: MC1094275		Name: CS CARRIER INC			Interstate: Yes	
Date	Unit License	Unit Lic State	Violation Unit	Violation Description		Severity	OOS	Citation
01/02/2023	YP43323	CA	-	-		-	-	-
DOT No: 1597774		Docket No: MC591082		Name: BALKAN EXPRESS LLC			Interstate: Yes	
Date	Unit License	Unit Lic State	Violation Unit	Violation Description		Severity	OOS	Citation
10/08/2021	R459557	TX	1	393.45DLPC - Brake Connections with Leaks - Connection to Power Unit		4	No	
09/01/2021	R459557	TX	-	-		-	-	-
02/24/2021	R459557	TX	1	393.75A3 - Tire -flat and/or audible air leak		8	Yes	WARNING
11/14/2020	R459557	TX	-	-		-	-	-
09/21/2020	R459557	TX	D	392.2W - Size And Weight (\$ 392.2w*)		0	No	N207000391
09/21/2020	R459557	TX	D	392.4A - Driver uses or is in possession of drugs		10	Yes	
08/16/2020	R459557	TX	D	392.2RG - State vehicle registration or License Plate violation		0	No	
02/27/2020	R459557	TX	-	-		-	-	-
01/10/2020	R459557	TX	-	-		-	-	-
VIN: 1XKYD49X3HJ108329				Unit: Truck Tractor		Year: 2017	Make: KENWORTH	
DOT No: 3612859		Docket No: MC1231221		Name: PRIMETURBO LLC			Interstate: Yes	
Date	Unit License	Unit Lic State	Violation Unit	Violation Description		Severity	OOS	Citation
04/02/2024	T5595HY	TN	-	-		-	-	-
DOT No: 3798807		Docket No: MC1366490		Name: SAPWARE LLC			Interstate: Yes	
Date	Unit License	Unit Lic State	Violation Unit	Violation Description		Severity	OOS	Citation
07/29/2023	R589871	TX	D	383.23A2 - Operating a CMV without a CDL		8	Yes	WARNING
DOT No: 3400085		Docket No: MC1094275		Name: CS CARRIER INC			Interstate: Yes	



Date	Unit License	Unit Lic State	Violation Unit	Violation Description	Severity	OOS	Citation
12/07/2021	YP15474	CA	1	393.11TT - No retroreflective sheeting/reflex reflectors - Truck Tractor manufactured on or after 7/1/1997	3	No	
12/07/2021	YP15474	CA	1	393.203C - Hood not securely fastened	2	No	
12/07/2021	YP15474	CA	1	393.75A3 - Tire -flat and/or audible air leak	8	Yes	
12/07/2021	YP15474	CA	1	393.78 - Windshield wipers inoperative/defective	1	No	
12/07/2021	YP15474	CA	1	393.9 - Inoperative required lamps	2	Yes	
12/07/2021	YP15474	CA	1	396.3A1 - Inspection/repair and maintenance parts and accessories	2	No	
12/07/2021	YP15474	CA	D	392.2 - Operating a commercial motor vehicle not in accordance with the laws, ordinances, and regulations of the jurisdiction in which it is being operated - Unsafe Driving	0	No	
08/06/2021	YP15474	CA	D	392.2 - Operating a commercial motor vehicle not in accordance with the laws, ordinances, and regulations of the jurisdiction in which it is being operated - Unsafe Driving	0	No	4009399114
DOT No: 53467		Docket No: MC138328		Name: WERNER ENTERPRISES INC		Interstate: Yes	
Date	Unit License	Unit Lic State	Violation Unit	Violation Description	Severity	OOS	Citation
01/17/2017	W22140	NE	-	-	-	-	-

VIN: 3AKJGLDR2HSGP4767		Unit: Truck Tractor		Year: 2017	Make: FREIGHTLINER		
DOT No: 3400085		Docket No: MC1094275		Name: CS CARRIER INC		Interstate: Yes	
Date	Unit License	Unit Lic State	Violation Unit	Violation Description	Severity	OOS	Citation
12/02/2021	XP84823	CA	-	-	-	-	-
04/21/2021	XP84823	CA	-	-	-	-	-
03/19/2021	XP84823	CA	-	-	-	-	-
11/11/2020	XP84823	CA	-	-	-	-	-
11/09/2020	XP84823	CA	-	-	-	-	-
DOT No: 28406		Docket No: MC124679		Name: C R ENGLAND INC		Interstate: Yes	
Date	Unit License	Unit Lic State	Violation Unit	Violation Description	Severity	OOS	Citation
02/05/2018	2344628	IN	1	393.75A3 - Tire -flat and/or audible air leak	8	Yes	
12/22/2017	2344628	IN	1	393.95A - No/discharged/unsecured fire extinguisher	2	No	
12/22/2017	2344628	IN	D	395.15G02 - Driver failed to have on-board a CMV a sufficient supply of blank records of duty status graph-grids.	1	No	
11/14/2017	2344628	IN	-	-	-	-	-
09/11/2017	2344628	IN	D	392.2SLEWA2 - State/Local Laws - Excessive Weight - 2501-5000 Lbs Over On An Axle/Axle Groups.	0	No	E001253792
02/15/2017	2344628	IN	D	392.2SLEWA2 - State/Local Laws - Excessive Weight - 2501-5000 Lbs Over On An Axle/Axle Groups.	0	No	171043

VIN: 3AKJGLDR9HDHP4871		Unit: Truck Tractor		Year: 2017	Make: FREIGHTLINER		
DOT No: 3716791		Docket No: MC1306624		Name: CIRCLE GLOBAL LLC		Interstate: Yes	
Date	Unit License	Unit Lic State	Violation Unit	Violation Description	Severity	OOS	Citation
09/06/2023	YP39106	CA	1	390.21TA	0	No	
09/06/2023	YP39106	CA	1	392.2RG - State vehicle registration or License Plate violation	0	No	
DOT No: 3869351		Docket No: MC1416117		Name: HUSTLER TRUCKING INC		Interstate: Yes	
Date	Unit License	Unit Lic State	Violation Unit	Violation Description	Severity	OOS	Citation
03/07/2023	YP39106	CA	-	-	-	-	-
DOT No: 3400085		Docket No: MC1094275		Name: CS CARRIER INC		Interstate: Yes	
Date	Unit License	Unit Lic State	Violation Unit	Violation Description	Severity	OOS	Citation
05/05/2021	YP00651	CA	-	-	-	-	-
DOT No: 2634164		Docket No: MC917100		Name: BROTHERS EXPRESS INC		Interstate: Yes	



Date	Unit License	Unit Lic State	Violation Unit	Violation Description	Severity	OOS	Citation
05/02/2019	WP78639	CA	-	-	-	-	-
02/06/2019	WP78639	CA	D	392.2LV - Lane Restriction violation	3	No	
03/17/2018	WP78639	CA	D	392.2SLLS2 - State/Local Laws - Speeding 6-10 miles per hour over the speed limit	4	No	8339196
01/16/2018	WP78639	CA	-	-	-	-	-
10/04/2017	WP78639	CA	-	-	-	-	-
07/31/2017	WP78639	CA	D	383.51ASIN - Driving a CMV while CDL is suspended for a safety-related or unknown reason and in the state of driver license issuance.	8	Yes	170192805
07/31/2017	WP78639	CA	D	391.41AF - Operating a property-carrying vehicle without possessing a valid medical certificate.	1	No	170192805
07/31/2017	WP78639	CA	D	392.2IN - State Insurance Violation	0	No	170192804
07/31/2017	WP78639	CA	D	395.8K2 - Driver failing to retain previous 7 days' logs	5	Yes	170192804
12/17/2016	WP78639	CA	-	-	-	-	-
12/08/2016	WP78639	CA	D	392.2W - Size And Weight (§ 392.2w*)	0	No	
10/04/2016	WP78639	CA	D	391.11B2 - Driver cannot read or speak the English language sufficiently to respond to official inquiries.	4	No	
05/27/2016	WP78639	CA	-	-	-	-	-
04/21/2016	WP78639	CA	-	-	-	-	-

TRAILER Inspections Section

VIN: 4V4NC9EH8LN260271		Unit: Truck Tractor			Year: 2020	Make: VOLVO	
Crash Report No.	DOT	Date	State	Fatalities	Injuries	Tow Away	Vehicles Involved
TN0103530927	3400085	01/02/2023	TN	0	0	Yes	1
DOT No: 3423425		Docket No: MC1107236		Name: MOEX LLC		Interstate: Yes	
Date	Unit License	Unit Lic State	Violation Unit	Violation Description	Severity	OOS	Citation
11/13/2023	PWY5698	OH	-	-	-	-	-
DOT No: 3400085		Docket No: MC1094275		Name: CS CARRIER INC		Interstate: Yes	
Date	Unit License	Unit Lic State	Violation Unit	Violation Description	Severity	OOS	Citation
01/02/2023	YP43323	CA	-	-	-	-	-
DOT No: 1597774		Docket No: MC591082		Name: BALKAN EXPRESS LLC		Interstate: Yes	
Date	Unit License	Unit Lic State	Violation Unit	Violation Description	Severity	OOS	Citation
10/08/2021	R459557	TX	1	393.45DLPC - Brake Connections with Leaks - Connection to Power Unit	4	No	
09/01/2021	R459557	TX	-	-	-	-	-
02/24/2021	R459557	TX	1	393.75A3 - Tire -flat and/or audible air leak	8	Yes	WARNING
11/14/2020	R459557	TX	-	-	-	-	-
09/21/2020	R459557	TX	D	392.2W - Size And Weight (§ 392.2w*)	0	No	N207000391
09/21/2020	R459557	TX	D	392.4A - Driver uses or is in possession of drugs	10	Yes	
08/16/2020	R459557	TX	D	392.2RG - State vehicle registration or License Plate violation	0	No	
02/27/2020	R459557	TX	-	-	-	-	-
01/10/2020	R459557	TX	-	-	-	-	-

VIN: 1XKYD49X3HJ108329		Unit: Truck Tractor			Year: 2017	Make: KENWORTH	
DOT No: 3612859		Docket No: MC1231221		Name: PRIMETURBO LLC		Interstate: Yes	
Date	Unit License	Unit Lic State	Violation Unit	Violation Description	Severity	OOS	Citation
04/02/2024	T5595HY	TN	-	-	-	-	-
DOT No: 3798807		Docket No: MC1366490		Name: SAPWARE LLC		Interstate: Yes	
Date	Unit License	Unit Lic State	Violation Unit	Violation Description	Severity	OOS	Citation
07/29/2023	R589871	TX	D	383.23A2 - Operating a CMV without a CDL	8	Yes	WARNING
DOT No: 3400085		Docket No: MC1094275		Name: CS CARRIER INC		Interstate: Yes	



Date	Unit License	Unit Lic State	Violation Unit	Violation Description	Severity	OOS	Citation
12/07/2021	YP15474	CA	1	393.11TT - No retroreflective sheeting/reflex reflectors - Truck Tractor manufactured on or after 7/1/1997	3	No	
12/07/2021	YP15474	CA	1	393.203C - Hood not securely fastened	2	No	
12/07/2021	YP15474	CA	1	393.75A3 - Tire -flat and/or audible air leak	8	Yes	
12/07/2021	YP15474	CA	1	393.78 - Windshield wipers inoperative/defective	1	No	
12/07/2021	YP15474	CA	1	393.9 - Inoperative required lamps	2	Yes	
12/07/2021	YP15474	CA	1	396.3A1 - Inspection/repair and maintenance parts and accessories	2	No	
12/07/2021	YP15474	CA	D	392.2 - Operating a commercial motor vehicle not in accordance with the laws, ordinances, and regulations of the jurisdiction in which it is being operated - Unsafe Driving	0	No	
08/06/2021	YP15474	CA	D	392.2 - Operating a commercial motor vehicle not in accordance with the laws, ordinances, and regulations of the jurisdiction in which it is being operated - Unsafe Driving	0	No	4009399114
DOT No: 53467		Docket No: MC138328		Name: WERNER ENTERPRISES INC		Interstate: Yes	
Date	Unit License	Unit Lic State	Violation Unit	Violation Description	Severity	OOS	Citation
01/17/2017	W22140	NE	-	-	-	-	-

VIN: 3AKJGLDR2HSGP4767		Unit: Truck Tractor		Year: 2017	Make: FREIGHTLINER		
DOT No: 3400085		Docket No: MC1094275		Name: CS CARRIER INC		Interstate: Yes	
Date	Unit License	Unit Lic State	Violation Unit	Violation Description	Severity	OOS	Citation
12/02/2021	XP84823	CA	-	-	-	-	-
04/21/2021	XP84823	CA	-	-	-	-	-
03/19/2021	XP84823	CA	-	-	-	-	-
11/11/2020	XP84823	CA	-	-	-	-	-
11/09/2020	XP84823	CA	-	-	-	-	-
DOT No: 28406		Docket No: MC124679		Name: C R ENGLAND INC		Interstate: Yes	
Date	Unit License	Unit Lic State	Violation Unit	Violation Description	Severity	OOS	Citation
02/05/2018	2344628	IN	1	393.75A3 - Tire -flat and/or audible air leak	8	Yes	
12/22/2017	2344628	IN	1	393.95A - No/discharged/unsecured fire extinguisher	2	No	
12/22/2017	2344628	IN	D	395.15G02 - Driver failed to have on-board a CMV a sufficient supply of blank records of duty status graph-grids.	1	No	
11/14/2017	2344628	IN	-	-	-	-	-
09/11/2017	2344628	IN	D	392.2SLEWA2 - State/Local Laws - Excessive Weight - 2501-5000 Lbs Over On An Axle/Axle Groups.	0	No	E001253792
02/15/2017	2344628	IN	D	392.2SLEWA2 - State/Local Laws - Excessive Weight - 2501-5000 Lbs Over On An Axle/Axle Groups.	0	No	171043

VIN: 3AKJGLDR9HDHP4871		Unit: Truck Tractor		Year: 2017	Make: FREIGHTLINER		
DOT No: 3716791		Docket No: MC1306624		Name: CIRCLE GLOBAL LLC		Interstate: Yes	
Date	Unit License	Unit Lic State	Violation Unit	Violation Description	Severity	OOS	Citation
09/06/2023	YP39106	CA	1	390.21TA	0	No	
09/06/2023	YP39106	CA	1	392.2RG - State vehicle registration or License Plate violation	0	No	
DOT No: 3869351		Docket No: MC1416117		Name: HUSTLER TRUCKING INC		Interstate: Yes	
Date	Unit License	Unit Lic State	Violation Unit	Violation Description	Severity	OOS	Citation
03/07/2023	YP39106	CA	-	-	-	-	-
DOT No: 3400085		Docket No: MC1094275		Name: CS CARRIER INC		Interstate: Yes	
Date	Unit License	Unit Lic State	Violation Unit	Violation Description	Severity	OOS	Citation
05/05/2021	YP00651	CA	-	-	-	-	-
DOT No: 2634164		Docket No: MC917100		Name: BROTHERS EXPRESS INC		Interstate: Yes	



Date	Unit License	Unit Lic State	Violation Unit	Violation Description	Severity	OOS	Citation
05/02/2019	WP78639	CA	-	-	-	-	-
02/06/2019	WP78639	CA	D	392.2LV - Lane Restriction violation	3	No	
03/17/2018	WP78639	CA	D	392.2SLLS2 - State/Local Laws - Speeding 6-10 miles per hour over the speed limit	4	No	8339196
01/16/2018	WP78639	CA	-	-	-	-	-
10/04/2017	WP78639	CA	-	-	-	-	-
07/31/2017	WP78639	CA	D	383.51ASIN - Driving a CMV while CDL is suspended for a safety-related or unknown reason and in the state of driver license issuance.	8	Yes	170192805
07/31/2017	WP78639	CA	D	391.41AF - Operating a property-carrying vehicle without possessing a valid medical certificate.	1	No	170192805
07/31/2017	WP78639	CA	D	392.2IN - State Insurance Violation	0	No	170192804
07/31/2017	WP78639	CA	D	395.8K2 - Driver failing to retain previous 7 days' logs	5	Yes	170192804
12/17/2016	WP78639	CA	-	-	-	-	-
12/08/2016	WP78639	CA	D	392.2W - Size And Weight (§ 392.2w*)	0	No	
10/04/2016	WP78639	CA	D	391.11B2 - Driver cannot read or speak the English language sufficiently to respond to official inquiries.	4	No	
05/27/2016	WP78639	CA	-	-	-	-	-
04/21/2016	WP78639	CA	-	-	-	-	-

Inspection Summary By Month (based on inspections from the last 4 years) ToC

Year-Month	Number of Inspections	Number of Power Units	Total Violations	Total OOS Inspections	Total Severity Points	Number of Crashes
2023-01	1	1	0	0	0	1
2021-12	2	2	11	1	23	0
2021-08	1	1	1	0	0	0
2021-05	1	1	1	1	7	0
2021-04	1	1	0	0	0	0
2021-03	1	1	0	0	0	0

Note: The most recent month's counts may not include all the inspections for that month.

VIN Inspection Violation Details ToC

of VINs: 5 # of Insp: 6 Severity Weight: 42 Avg. Weight/VIN: 7.0 (based on inspections in the last 4 years, showing top 50 VINs inspected most recently)

VIN 1XKYD49X3HJ108329		# of Inspections: 2		Total Severity: 18		Percentage of Total: 42.86%		Avg. Weight Per Inspection: 9.0	
Inspection Date	Inspection ID	Inspection State	Location Description	Total Severity	# of Violations	Shipper Name	Inspection Level	Post Accident	Out of Service
12/07/2021	74498388	AZ	INTERSTATE 10	18	7		1	No	Yes
BASIC		Unit Type		Severity		Description		Out of Service	
Vehicle Maintenance		Truck Tractor		8		393.75A3:Tire -flat and/or audible air leak		Yes	
Vehicle Maintenance		Truck Tractor		3		393.11TT:No retroreflective sheeting/reflex reflectors - Tr		No	
Vehicle Maintenance		Truck Tractor		2		393.203C:Hood not securely fastened		No	
Vehicle Maintenance		Truck Tractor		2		393.9:Inoperative required lamps		Yes	
Vehicle Maintenance		Truck Tractor		2		396.3A1:Inspection/repair and maintenance parts and access		No	
Vehicle Maintenance		Truck Tractor		1		393.78:Windshield wipers inoperative/defective		No	
Unsafe Driving		Truck Tractor		0		392.2:Operating a commercial motor vehicle not in accord		No	
Inspection Date	Inspection ID	Inspection State	Location Description	Total Severity	# of Violations	Shipper Name	Inspection Level	Post Accident	Out of Service
08/06/2021	73359084	AR	ALMA	0	1	FRESH AVENUE	3	No	No
BASIC		Unit Type		Severity		Description		Out of Service	
Unsafe Driving		Truck Tractor		0		392.2:Operating a commercial motor vehicle not in accord		No	
VIN 1GRAA0627GE700076		# of Inspections: 1		Total Severity: 5		Percentage of Total: 11.90%		Avg. Weight Per Inspection: 5.0	
Inspection Date	Inspection ID	Inspection State	Location Description	Total Severity	# of Violations	Shipper Name	Inspection Level	Post Accident	Out of Service
12/02/2021	74502378	CA	CACHE CREEK SCALES	5	1	GATORADE	1	No	No
BASIC		Unit Type		Severity		Description		Out of Service	
Hazardous Materials Compliance		Semi Trailer		5		172.502A1:Prohibited placarding		No	



VIN 3AKJGLDR2HSGP4767		# of Inspections: 1		Total Severity: 5		Percentage of Total: 11.90%		Avg. Weight Per Inspection: 5.0	
Inspection Date	Inspection ID	Inspection State	Location Description	Total Severity	# of Violations	Shipper Name	Inspection Level	Post Accident	Out of Service
12/02/2021	74502378	CA	CACHE CREEK SCALES	5	2	GATORADE	1	No	No
BASIC		Unit Type		Severity		Description		Out of Service	
Hazardous Materials Compliance		Truck Tractor		5		172.502A1:Prohibited placarding		No	
		Truck Tractor		0		392.2RG:State vehicle registration or License Plate violat		No	
VIN 1GRAA0622HB710680		# of Inspections: 1		Total Severity: 7		Percentage of Total: 16.67%		Avg. Weight Per Inspection: 7.0	
Inspection Date	Inspection ID	Inspection State	Location Description	Total Severity	# of Violations	Shipper Name	Inspection Level	Post Accident	Out of Service
05/05/2021	72750888	CA	CACHE CREEK SCALE	7	1	SAINT TRUCKNG	1	No	Yes
BASIC		Unit Type		Severity		Description		Out of Service	
Vehicle Maintenance		Semi Trailer		7		393.207F:Air suspension pressure loss		Yes	
VIN 3AKJGLDR9HDP4871		# of Inspections: 1		Total Severity: 7		Percentage of Total: 16.67%		Avg. Weight Per Inspection: 7.0	
Inspection Date	Inspection ID	Inspection State	Location Description	Total Severity	# of Violations	Shipper Name	Inspection Level	Post Accident	Out of Service
05/05/2021	72750888	CA	CACHE CREEK SCALE	7	1	SAINT TRUCKNG	1	No	Yes
BASIC		Unit Type		Severity		Description		Out of Service	
Vehicle Maintenance		Truck Tractor		7		393.207F:Air suspension pressure loss		Yes	

Inspection History ToC							
Inspection Date	Report Number	Report State	Plate Number	Plate State	Type	Severity Weight	Time Weight
01/02/2023	TEYL000187	TN	YP43323	CA	Truck Tractor		1
12/07/2021	0298L9HQF1	AZ	YP15474	CA	Truck Tractor		0
1XKYD49X3HJ108329 - Power Unit - Unsafe Driving Violation: 392.2Operating a commercial motor vehicle not in accordance with the laws, ordinances, and regulations of the jurisdiction in which it is being operated - Unsafe Driving						0	
1XKYD49X3HJ108329 - Power Unit - Vehicle Maintenance Violation: 393.11TTNo retroreflective sheeting/reflex reflectors - Truck Tractor manufactured on or after 7/1/1997						3	
1XKYD49X3HJ108329 - Power Unit - Vehicle Maintenance Violation: 393.203CHood not securely fastened						2	
1XKYD49X3HJ108329 - Power Unit - OOS Vehicle Maintenance Violation: 393.75A3Tire -flat and/or audible air leak						8	
1XKYD49X3HJ108329 - Power Unit - Vehicle Maintenance Violation: 393.78Windshield wipers inoperative/defective						1	
1XKYD49X3HJ108329 - Power Unit - OOS Vehicle Maintenance Violation: 393.9Inoperative required lamps						2	
1XKYD49X3HJ108329 - Power Unit - Vehicle Maintenance Violation: 396.3A1Inspection/repair and maintenance parts and accessories						2	
12/02/2021	NC0Q001661	CA	XP84823	CA	Truck Tractor		0
3AKJGLDR2HSGP4767 - Power Unit - Hazardous Materials Violation: 172.502A1Prohibited placarding						5	
3AKJGLDR2HSGP4767 - Power Unit - State/Local Laws Violation: 392.2RGState vehicle registration or License Plate violation						0	
08/06/2021	718C001340	AR	YP15474	CA	Truck Tractor		0
1XKYD49X3HJ108329 - Power Unit - Unsafe Driving Violation: 392.2Operating a commercial motor vehicle not in accordance with the laws, ordinances, and regulations of the jurisdiction in which it is being operated - Unsafe Driving						0	
05/05/2021	ND75001179	CA	YP00651	CA	Truck Tractor		0
3AKJGLDR9HDP4871 - Power Unit - OOS Vehicle Maintenance Violation: 393.207FAir suspension pressure loss						7	
04/21/2021	UDGY000996	CA	XP84823	CA	Truck Tractor		0
03/19/2021	593C001816	AR	XP84823	CA	Truck Tractor		0
11/11/2020	582E002991	AR	XP84823	CA	Truck Tractor		0
11/09/2020	3006010150	MS	XP84823	CA	Truck Tractor		0

Only the first 20 inspections are shown. See the live report for more data.