



## Table of Contents

1. Overview	2. BASIC Scores History
3. BASIC Measures	4. KPI: BASIC Measures by Cargo Group
5. Estimated ISS Score	6. Investigation Results
7. Penalties History	8. Acute Critical Violations
9. Red Flag Violation Details	10. DOT Registration Information
11. DOT MCS-150 History	12. Crash Summary
13. Inspection Summary	14. KPI: Inspection Viol OOS Rates by Cargo Group
15. FHWA Registration Information	16. FHWA Insurance Information
17. FHWA Authorities	18. Severe Violations
19. Violation Report	20. Violation Summary
21. Violation Enforcement Chronology	22. Inspection Violations & OOS Counts
23. Radius Of Operation	24. Inspection & Crash Locations
25. Cargo Hot Spots	26. Inspection Violations & OOS Chronology
27. Percent of Insp & Crash by State	28. VIN Insp Summary by State
29. Violations By Unit Type	30. Equipment Ownership
31. Equipment Details	32. Vehicle Age
33. States of Power Unit Registrations	34. Equipment Acquisitions
35. Driver Details	36. Shared VIN Summary
37. Shipper Table	38. Safety Summary
39. Safety Details	40. Crash Detail Color Coded
41. Inspections with Shared Equipment	42. Inspection Tabular Details
43. Inspection Summary By Month	44. VIN Inspection Violation Details
45. Inspection History	



**Business Address**

24919 144TH PL SE  
KENT, WA  
98042

**Contact Info**

(206)-600-0836  
  
SGCARRIERINC@GMAIL.COM

**FHWA Address**

24919 144TH PL SE  
KENT,WA,98042  
  
Phone:(206)-600-0836

**Mailing Address**

24919 144TH PL SE  
KENT, WA  
98042

**Overview ToC**

**Operating Status:** AUTHORIZED FOR Property  
One other company viewed this DOT in the past two months  
**Crash/PU ratio:** 0.0%  
**Clean Inspection ratio:** 83.33%

**Estimated BASIC Scores (as of 1/31/2025)**

	Unsafe Driving	Hours of Service	Driver Fitness	Controlled Sub. and Alcohol	Vehicle Maintenance	HM Compliance	Crash
<b>Relative Scores</b>	0% ⊖	0% ○	0% ○	0% ○	0% ○	0% ○	0% ○
<b>Alert Status</b>	No	No	No	No	No	No	No



**Estimated Inspection Selection System (ISS) Score: 1**  
**Category: Pass**

**BASIC Scores History - Unsafe Driving ToC**

There are no Scores for this BASIC

**BASIC Scores History - Hours of Service ToC**

There are no Scores for this BASIC

**BASIC Scores History - Driver Fitness ToC**

There are no Scores for this BASIC

**BASIC Scores History - Controlled Substance ToC**

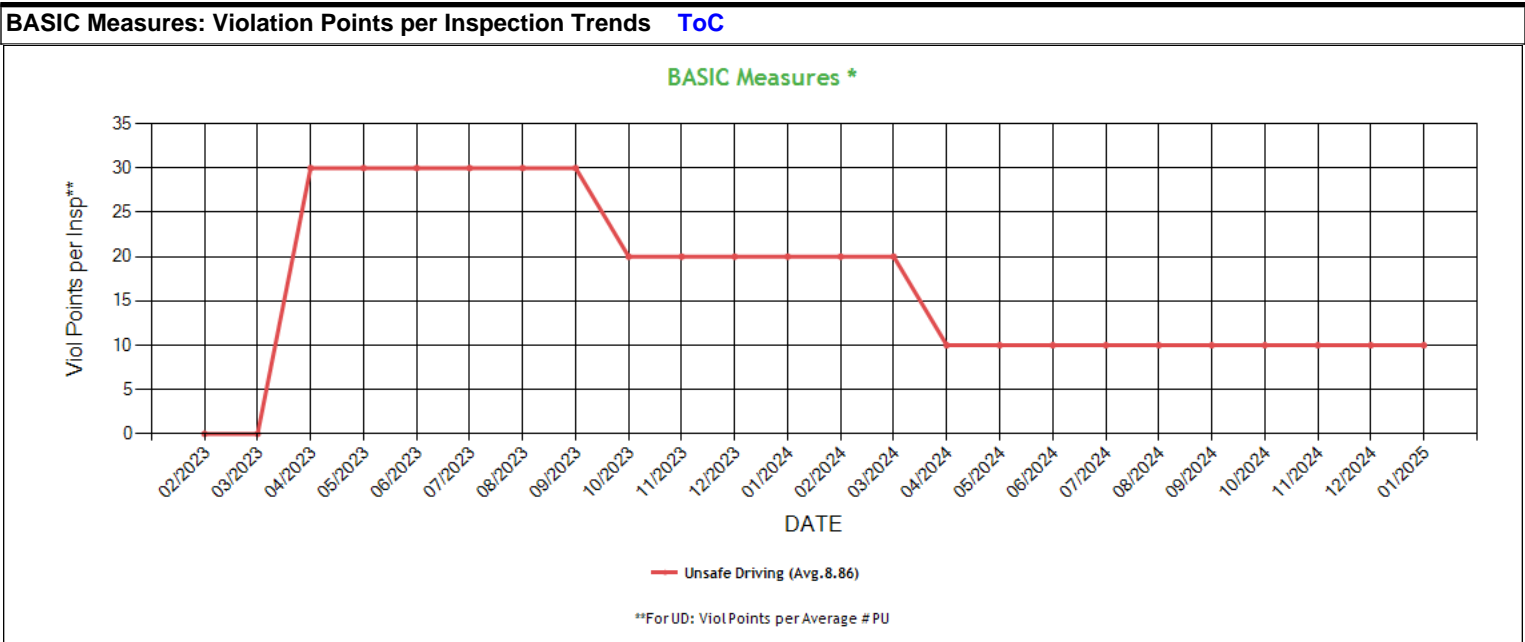
There are no Scores for this BASIC



<b>BASIC Scores History - Vehicle Maintenance ToC</b>
There are no Scores for this BASIC

<b>BASIC Scores History - Crash ToC</b>
There are no Scores for this BASIC

<b>BASIC Scores History - Hazmat ToC</b>
There are no Scores for this BASIC



\* BASIC Measures are the absolute SMS scores that are compared within each Safety Event Group to determine the BASIC Score percentiles. Averages based on fleets with 1-5 power units.



**BASIC Measures \* - Table ToC**

UD-Unsafe Driving, HOS-Hours of Service, DF-Driver Fitness, CS-Controlled Substances, VM-Vehicle Maintenance

Date	UD Measure	UD AC	UD with Viol	HOS Measure	HOS AC	HOS with Viol	DF Measure	DF AC	DF with Viol	CS Measure	CS AC	CS with Viol	VM Measure	VM AC	VM with Viol
01/2025	10.00	N	1	0.00	N	0	0.00	N	0	0.00	N	0	0.00	N	0
12/2024	10.00	N	1	0.00	N	0	0.00	N	0	0.00	N	0	0.00	N	0
11/2024	10.00	N	1	0.00	N	0	0.00	N	0	0.00	N	0	0.00	N	0
10/2024	10.00	N	1	0.00	N	0	0.00	N	0	0.00	N	0	0.00	N	0
09/2024	10.00	N	1	0.00	N	0	0.00	N	0	0.00	N	0	0.00	N	0
08/2024	10.00	N	1	0.00	N	0	0.00	N	0	0.00	N	0	0.00	N	0
07/2024	10.00	N	1	0.00	N	0	0.00	N	0	0.00	N	0	0.00	N	0
06/2024	10.00	N	1	0.00	N	0	0.00	N	0	0.00	N	0	0.00	N	0
05/2024	10.00	N	1	0.00	N	0	0.00	N	0	0.00	N	0	0.00	N	0
04/2024	10.00	N	1	0.00	N	0	0.00	N	0	0.00	N	0	0.00	N	0
03/2024	20.00	N	1	0.00	N	0	0.00	N	0	0.00	N	0	0.00	N	0
02/2024	20.00	N	1	0.00	N	0	0.00	N	0	0.00	N	0	0.00	N	0
01/2024	20.00	N	1	0.00	N	0	0.00	N	0	0.00	N	0	0.00	N	0
12/2023	20.00	N	1	0.00	N	0	0.00	N	0	0.00	N	0	0.00	N	0
11/2023	20.00	N	1	0.00	N	0	0.00	N	0	0.00	N	0	0.00	N	0
10/2023	20.00	N	1	0.00	N	0	0.00	N	0	0.00	N	0	0.00	N	0
09/2023	30.00	N	1	0.00	N	0	0.00	N	0	0.00	N	0	0.00	N	0
08/2023	30.00	N	1	0.00	N	0	0.00	N	0	0.00	N	0	0.00	N	0
07/2023	30.00	N	1	0.00	N	0	0.00	N	0	0.00	N	0	0.00	N	0
06/2023	30.00	N	1	0.00	N	0	0.00	N	0	0.00	N	0	0.00	N	0
05/2023	30.00	N	1	0.00	N	0	0.00	N	0	0.00	N	0	0.00	N	0
04/2023	30.00	N	1	0.00	N	0	0.00	N	0	0.00	N	0	0.00	N	0
03/2023	0.00	N	0	0.00	N	0	0.00	N	0	0.00	N	0	0.00	N	0
02/2023	0.00	N	0	0.00	N	0	0.00	N	0	0.00	N	0	0.00	N	0
01/2023	0.00	N	0	0.00	N	0	0.00	N	0	0.00	N	0	0.00	N	0
12/2022	0.00	N	0	0.00	N	0	0.00	N	0	0.00	N	0	0.00	N	0
11/2022	0.00	N	0	0.00	N	0	0.00	N	0	0.00	N	0	0.00	N	0
10/2022	0.00	N	0	0.00	N	0	0.00	N	0	0.00	N	0	0.00	N	0
09/2022	0.00	N	0	0.00	N	0	0.00	N	0	0.00	N	0	0.00	N	0
08/2022	0.00	N	0	0.00	N	0	0.00	N	0	0.00	N	0	0.00	N	0
07/2022	0.00	N	0	0.00	N	0	0.00	N	0	0.00	N	0	0.00	N	0
06/2022	0.00	N	0	0.00	N	0	0.00	N	0	0.00	N	0	0.00	N	0
05/2022	0.00	N	0	0.00	N	0	0.00	N	0	0.00	N	0	0.00	N	0
04/2022	0.00	N	0	0.00	N	0	0.00	N	0	0.00	N	0	0.00	N	0
03/2022	0.00	N	0	0.00	N	0	0.00	N	0	0.00	N	0	0.00	N	0
02/2022	0.00	N	0	0.00	N	0	0.00	N	0	0.00	N	0	0.00	N	0
01/2022	0.00	N	0	0.00	N	0	0.00	N	0	0.00	N	0	0.00	N	0
12/2021	0.00	N	0	0.00	N	0	0.00	N	0	0.00	N	0	0.00	N	0
11/2021	0.00	N	0	0.00	N	0	0.00	N	0	0.00	N	0	0.00	N	0
10/2021	0.00	N	0	0.00	N	0	0.00	N	0	0.00	N	0	0.00	N	0
09/2021	0.00	N	0	0.00	N	0	0.00	N	0	0.00	N	0	0.00	N	0
08/2021	0.00	N	0	0.00	N	0	0.00	N	0	0.00	N	0	0.00	N	0
07/2021	0.00	N	0	0.00	N	0	0.00	N	0	0.00	N	0	0.00	N	0
06/2021	0.00	N	0	0.00	N	0	0.00	N	0	0.00	N	0	0.00	N	0
05/2021	0.00	N	0	0.00	N	0	0.00	N	0	0.00	N	0	0.00	N	0
04/2021	0.00	N	0	0.00	N	0	0.00	N	0	0.00	N	0	0.00	N	0
03/2021	0.00	N	0	0.00	N	0	0.00	N	0	0.00	N	0	0.00	N	0
02/2021	0.00	N	0	0.00	N	0	0.00	N	0	0.00	N	0	0.00	N	0
01/2021	0.00	N	0	0.00	N	0	0.00	N	0	0.00	N	0	0.00	N	0
12/2020	0.00	N	0	0.00	N	0	0.00	N	0	0.00	N	0	0.00	N	0
11/2020	0.00	N	0	0.00	N	0	0.00	N	0	0.00	N	0	0.00	N	0
10/2020	0.00	N	0	0.00	N	0	0.00	N	0	0.00	N	0	0.00	N	0
09/2020	0.00	N	0	0.00	N	0	0.00	N	0	0.00	N	0	0.00	N	0

\* BASIC Measures are the absolute SMS scores that are compared within each Safety Event Group to determine the BASIC Score percentiles.



KPI: BASIC Measures by Fleet Size and Cargo Group <a href="#">ToC</a>														
Fleet Size: 1-5 PUs														
	Unsafe Driving		Hours of Service		Driver Fitness		Controlled Substance		Vehicle Maintenance		HM Compliance		Crash	
Cargo Group (Companies)	Avg.	Comp. to Avg.	Avg.	Comp. to Avg.	Avg.	Comp. to Avg.	Avg.	Comp. to Avg.	Avg.	Comp. to Avg.	Avg.	Comp. to Avg.	Avg.	Comp. to Avg.
General Freight (483104)	0.79	Worse	0.23	Better	0.20	Better	0.02	Better	1.91	Better	0.01	Better	0.06	Better
SG CARRIER INC	10.00		0.00		0.00		0.00		0.00		0.00		0.00	

Estimated ISS Score: <b>1 Pass</b> <a href="#">ToC</a> <a href="#">About the Inspection Selection System</a>
--



**Estimated ISS Score History - Table ToC**

Date	Estimated ISS Score	Recommendation	Algorithm
01/31/2025	1	Pass	Safety Algorithm
12/27/2024	1	Pass	Safety Algorithm
11/29/2024	1	Pass	Safety Algorithm
10/25/2024	1	Pass	Safety Algorithm
09/27/2024	1	Pass	Safety Algorithm
08/30/2024	1	Pass	Safety Algorithm
07/26/2024	1	Pass	Safety Algorithm
06/28/2024	1	Pass	Safety Algorithm
05/31/2024	1	Pass	Safety Algorithm
04/26/2024	1	Pass	Safety Algorithm
03/29/2024	1	Pass	Safety Algorithm
02/23/2024	1	Pass	Safety Algorithm
01/26/2024	1	Pass	Safety Algorithm
12/29/2023	1	Pass	Safety Algorithm
11/24/2023	1	Pass	Safety Algorithm
10/27/2023	1	Pass	Safety Algorithm
09/29/2023	1	Pass	Safety Algorithm
08/25/2023	1	Pass	Safety Algorithm
07/28/2023	1	Pass	Safety Algorithm
06/30/2023	1	Pass	Safety Algorithm
05/26/2023	1	Pass	Safety Algorithm
04/28/2023	1	Pass	Safety Algorithm
03/31/2023	70	Optional Inspect	Insufficient Data Algorithm
02/24/2023	70	Optional Inspect	Insufficient Data Algorithm
01/27/2023	1	Pass	Safety Algorithm
12/30/2022	1	Pass	Safety Algorithm
11/25/2022	1	Pass	Safety Algorithm
10/28/2022	1	Pass	Safety Algorithm
09/30/2022	1	Pass	Safety Algorithm
08/26/2022	1	Pass	Safety Algorithm
07/29/2022	70	Optional Inspect	Insufficient Data Algorithm
06/24/2022	66	Optional Inspect	Insufficient Data Algorithm
05/27/2022	66	Optional Inspect	Insufficient Data Algorithm
04/29/2022	67	Optional Inspect	Insufficient Data Algorithm
03/25/2022	67	Optional Inspect	Insufficient Data Algorithm
02/25/2022	68	Optional Inspect	Insufficient Data Algorithm
01/28/2022	66	Optional Inspect	Insufficient Data Algorithm
12/31/2021	66	Optional Inspect	Insufficient Data Algorithm
11/26/2021	67	Optional Inspect	Insufficient Data Algorithm
10/29/2021	68	Optional Inspect	Insufficient Data Algorithm
09/24/2021	66	Optional Inspect	Insufficient Data Algorithm
08/27/2021	68	Optional Inspect	Insufficient Data Algorithm
07/30/2021	68	Optional Inspect	Insufficient Data Algorithm
06/25/2021	67	Optional Inspect	Insufficient Data Algorithm
05/28/2021	66	Optional Inspect	Insufficient Data Algorithm
04/30/2021	66	Optional Inspect	Insufficient Data Algorithm
03/26/2021	66	Optional Inspect	Insufficient Data Algorithm
02/26/2021	68	Optional Inspect	Insufficient Data Algorithm
01/29/2021	63	Optional Inspect	Insufficient Data Algorithm
12/18/2020	63	Optional Inspect	Insufficient Data Algorithm
11/27/2020	63	Optional Inspect	Insufficient Data Algorithm
10/30/2020	63	Optional Inspect	Insufficient Data Algorithm
09/25/2020	63	Optional Inspect	Insufficient Data Algorithm



## Investigation Results [ToC](#)

No Investigations reported on FMCSA website

## Penalties History [ToC](#)

There is a problem with the Penalties data on FMCSA website.

## Acute Critical Violations (Based on Investigations as per CSA Methodology Appendix A) [ToC](#)

No Data

No red flag violations in the last 24 months

DOT Registration Information: The following information on this specific DOT # is from the Federal DOT (as of Operating Authority)					
DOT Registration: 08/28/2020		Total Power Units: 1		Total Trucks: 1	
		Total Trailers: 1		Total Passenger Vehicles: 0	
Status	Entity Type	Organization Type	Nation	Total Cars	Drivers / CDL Drivers
A	C	-	US	0	1 / 1
MCS-150 Date	Op Codes	Shipper Op Codes	Shipper HazMat Op Codes	Latest Review Type	Latest Review Document Number(Date)
03/11/2024	A				()
MCS-150 Mileage (Year)	Record Update Date	Transports Hazmats	DOT Census Date	Recordable Accident Rate	Preventable Accident Rate
18,607 (2024)	03/11/2024	N	08/28/2020	0%	0%
MCS-151 Mileage	Safety Rating (Date)	SEA Accident	SEA Driver	SEA Vehicle	SEA Management
0	None (None)	0%	0%	0%	0%
Classification Codes		Cargo Carried (per MCS-150)			
Authorized-For-Hire		General Freight			

DOT MCS-150 History <a href="#">ToC</a>			(as of 04/09/2023 DOT census)						
Census Date	MCS-150 Date	MCS-150 Mileage	VMT Year	Power Units	Drivers	Trailers	Company Rep1	Company Rep2	Email
4/9/2023	4/5/2023	13722	2023	1	1	1	HARWINDER SINGH		&#8204;sgcarrierinc@gmail.com
3/9/2023	3/7/2023	13722	2023	1	1	1	HARWINDER SINGH		KAHLONASG.HK@GMAIL.COM
3/9/2022	3/4/2022	5172	2022	1	1	1	HARWINDER SINGH		KAHLONASG.HK@GMAIL.COM
9/9/2020	8/28/2020	0		1	1	1	HARWINDER KAHLO		KAHLONASG.HK@GMAIL.COM

## Crash Summary Chart [ToC](#)Crashes Summary - Chart (based on all available crash data)

No Data



**Crashes Summary - Table (based on all available crash data) ToC**

	TOTAL	Last 6 months	7-12 months	13-18 months	19-24 months	25-30 months	30-36 months	37-41 months	42-48 months	Over 49 months
Total Reportable	0	0	0	0	0	0	0	0	0	0
Fatalities	0	0	0	0	0	0	0	0	0	0
Injuries	0	0	0	0	0	0	0	0	0	0
Tow Away	0	0	0	0	0	0	0	0	0	0
With Citations	0	0	0	0	0	0	0	0	0	0
Federal Recordable	0	0	0	0	0	0	0	0	0	0
Preventable	0	0	0	0	0	0	0	0	0	0
Crash per Pwr Unit	-	0.0%	0.0%	0.0%	0.0%	0.0%	0.0%	0.0%	0.0%	-

**Inspection Summary ToC**

The following inspection information is based on results for 24 months prior to: 02/28/2025. Please note that the total inspections number is not necessarily the total of the vehicle, driver and hazmat inspections, as one inspection may have included any combination of the below inspections.

Overall	Vehicle	Driver	Hazmat
(Please note that the total inspections number is not necessarily the total of the vehicle, driver and hazmat inspections, as one inspection may have included any combination of the below inspections)  Total Inspections: 6 Total Out of Service: 0  Out of Service: 0% National Average: 21.33% Difference: -21.33%	Total Inspections: 3 Total Out of Service: 0  Out of Service: 0.00% National Average: 25.44% Difference: -25.44%	Total Inspections: 6 Total Out of Service: 0  Out of Service: 0.00% National Average: 6.78% Difference: -6.78%	Total Inspections: 0 Total Out of Service: 0  Out of Service: 0.00% National Average: 2.97% Difference: -2.97%

**KPI: Inspection Viol OOS Rates by Cargo Group ToC**

Cargo Group	OVERALL		VEHICLE		DRIVER		HAZMAT	
	Average	Compared to Average	Average	Compared to Average	Average	Compared to Average	Average	Compared to Average
General Freight	28.67%	Better	25.03%	Better	12.50%	Better	0.21%	Better
SG CARRIER INC	0%		0%		0%		0%	

**FHWA Registration Information: The following data on this Motor Carrier is from the Federal Hwy Administration (as of 4/10/2023)**

Docket Number	DOT Number	Company Name	DBA Name	Address	City	State	Country	ZIP Code
MC1140826	3478533	SG CARRIER INC		24919 144TH PL SE	KENT	WA	US	98042
Phone Number	Fax Number	Mail Address	Mail City	Mail State	Mail Contry	Mail ZIP Code	Mail Phone Number	Mail Fax Number
(206)-600-0836								
Date of Last Change	Freight	Passenger	Household Goods	Active Authority	Pending Authority	Revocation Pending Authority		
4/10/2023	Y	N	N	/ Common /	/	/		

**Insurance Required (as of 04/30/2024) ToC**

Docket Number	Insurance Type	Insurance Required	Insurance on File
MC1140826	BIPD	\$750k	\$750k
MC1140826	Cargo	No	No
MC1140826	Bond	No	No



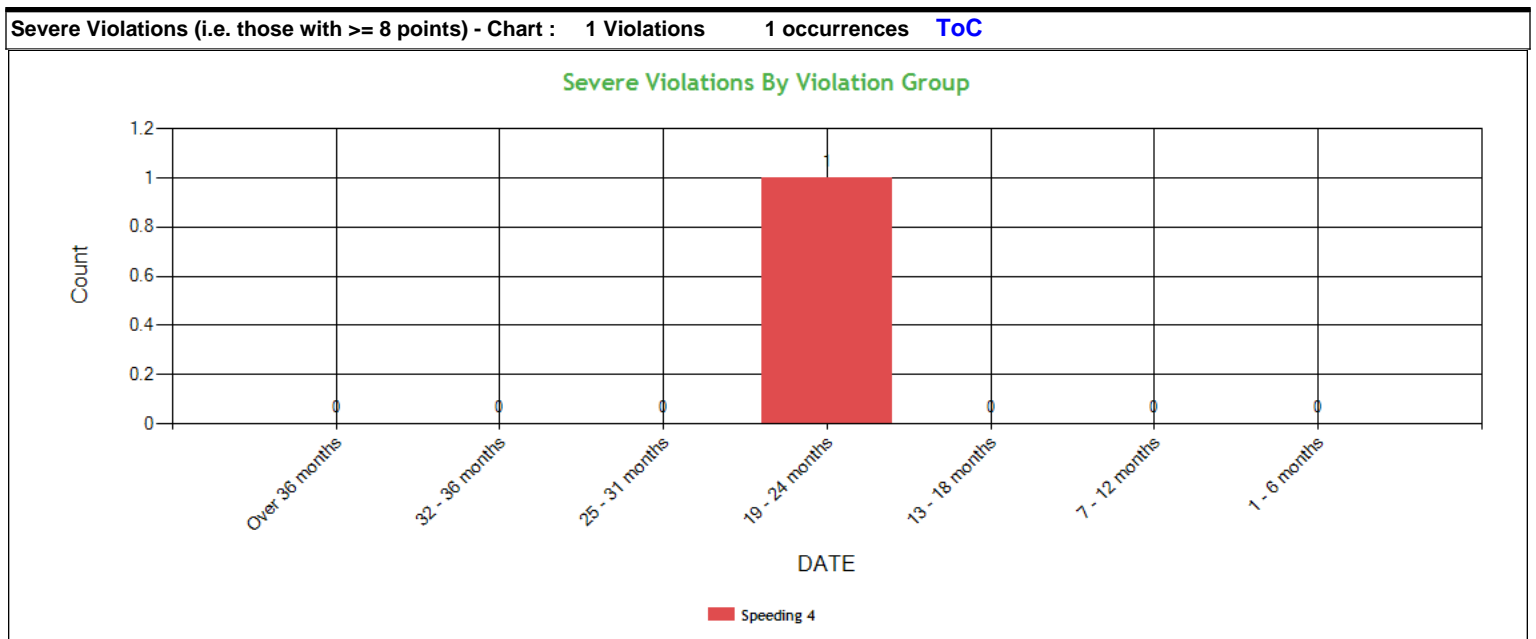


Active / Pending Insurance (as of 04/30/2024)										
Docket Number	Form	Type	Insurance Carrier	Policy/Surety	Coverage From	Coverage To	Required	On File	Effective Date	Cancel Date
MC1140826	91X	BIPD/Primary	UNITED FINANCIAL CASUALTY COMPANY	CA04400317	\$0k	\$750k	\$750k	\$750k	04/08/2023	-

Insurance History (as of 04/30/2024)									
Docket Number	Form	Type	Insurance Carrier	Policy/Surety	Coverage From	Coverage To	Effective Date From	Effective Date To	
MC1140826	91X	BIPD/Primary	UNITED FINANCIAL CASUALTY COMPANY	CA04400317	\$0k	\$750k	04/10/2022	04/08/2023 Replaced	
MC1140826	91X	BIPD/Primary	AMTRUST INSURANCE COMPANY	KMC1062321	\$0k	\$750k	04/10/2021	04/10/2022 Cancelled	
MC1140826	91X	BIPD/Primary	UNITED FINANCIAL CASUALTY COMPANY	CA 2679701	\$0k	\$750k	10/10/2020	04/10/2021 Replaced	

FHWA Authorities (as of 04/30/2024) ToC								
Docket#	L&I Name	Active Authority	Inactive Authority	Pending Authority	Revocation Pending Authority	Freight	Passenger	Household Goods
MC1140826	SG CARRIER INC	Common /				Yes	No	No

Authority History (as of 04/30/2024)				
Docket Number	Sub	Auth Type	Original Action	Disposition
MC1140826		COMMON	INVOLUNTARY REVOCATION 3/14/2022 12:00:00 AM	DISCONTINUED REVOCATION 4/6/2022 12:00:00 AM
MC1140826		COMMON	GRANTED 10/16/2020 12:00:00 AM	





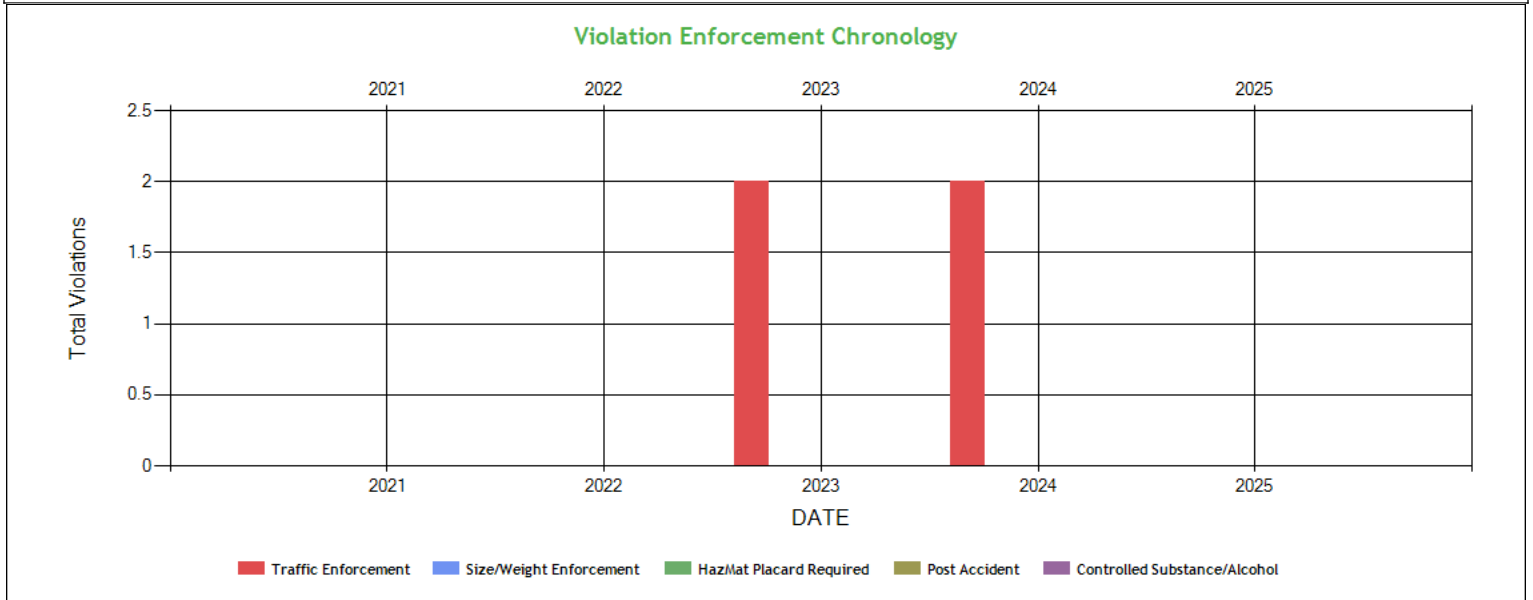
Severe Violations (i.e. those with >= 8 points) - Table : 1 Violations 1 occurrences ToC											
Code	Description	Category	BASIC Weight	Total count	Last 6 months	7-12 months	13-18 months	19-24 months	25-31 months	32-36 months	Over 36 months
392.2SLLS4	State/Local Laws - Speeding 15 or more miles per hour over the speed limit	Speeding 4	10	1	0	0	0	1	0	0	0

Violation Report ToC						
Inspection Date	Inspection State	BASIC	Violation Description	OOS	VIN	Severity Points
09/16/2024	OR	Unsafe Driving	392.2 - Operating a commercial motor vehicle not in accordance with the laws, ordinances, and regulations of the jurisdiction in which it is being operated - Unsafe Driving	No	1XKYD49XXJJ182627	0
03/31/2023	CA	Unsafe Driving	392.2SLLS4 - State/Local Laws - Speeding 15 or more miles per hour over the speed limit	No	1XKYD49XXJJ182627	10
No filters were applied when generating this report, see the live report for more options.						

Violation Summary ToC						
BASIC	Violation Group	Code	Description	# of Violations	# of OOS Violations	Severity Points
Unsafe Driving	Speeding 4	392.2SLLS4	State/Local Laws - Speeding 15 or more miles per hour over the speed limit	1	0	10
Unsafe Driving	Not used in SMS Calculation	392.2	Operating a commercial motor vehicle not in accordance with the laws, ordinances, and regulations of the jurisdiction in which it is being operated - Unsafe Driving	1	0	0
No filters were applied when generating this report, see the live report for more options.						



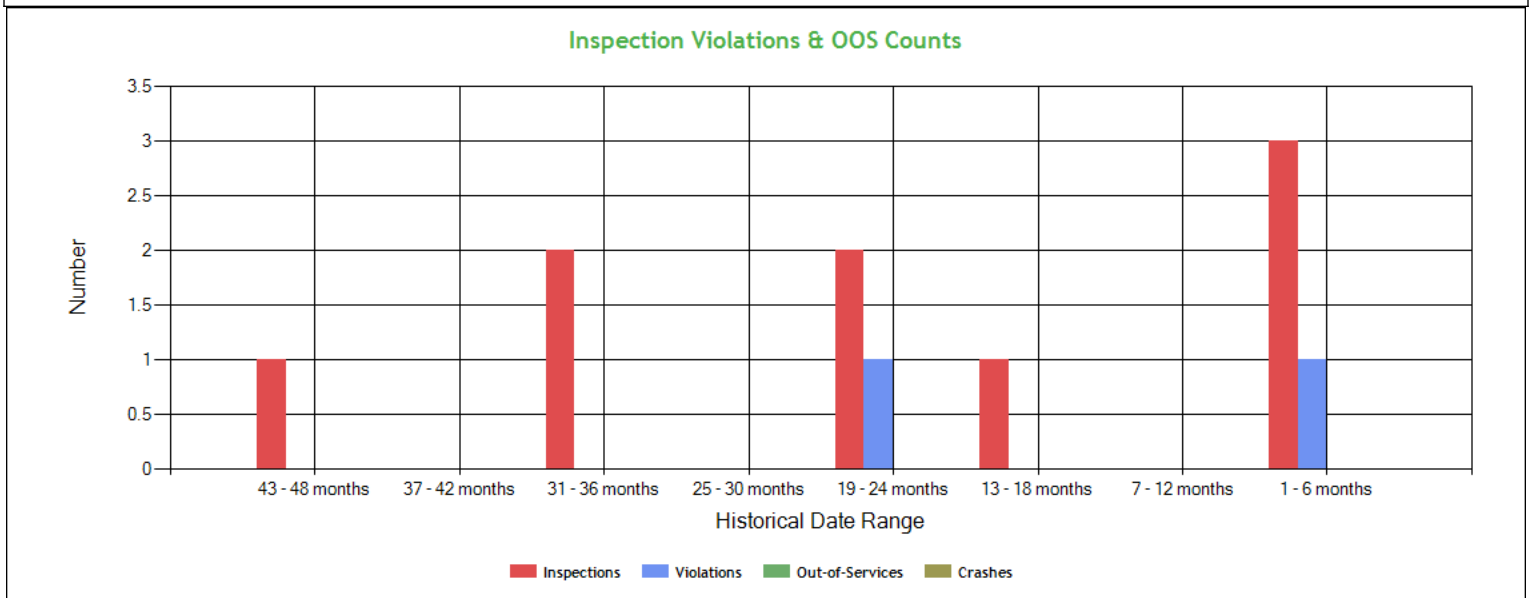
**Violation Enforcement Chronology - Chart ToC**



**Violation Enforcement Chronology - Table ToC**

	2021	2022	2023	2024	2025
Traffic Enforcement	0	0	2	2	0
Size/Weight Enforcement	0	0	0	0	0
HazMat Placard Required	0	0	0	0	0
Post Accident	0	0	0	0	0
Controlled Substance/Alcohol	0	0	0	0	0

**Inspection Violations & OOS Counts - Chart ToC**





**Inspection Violations & OOS Counts - Table** [ToC](#)

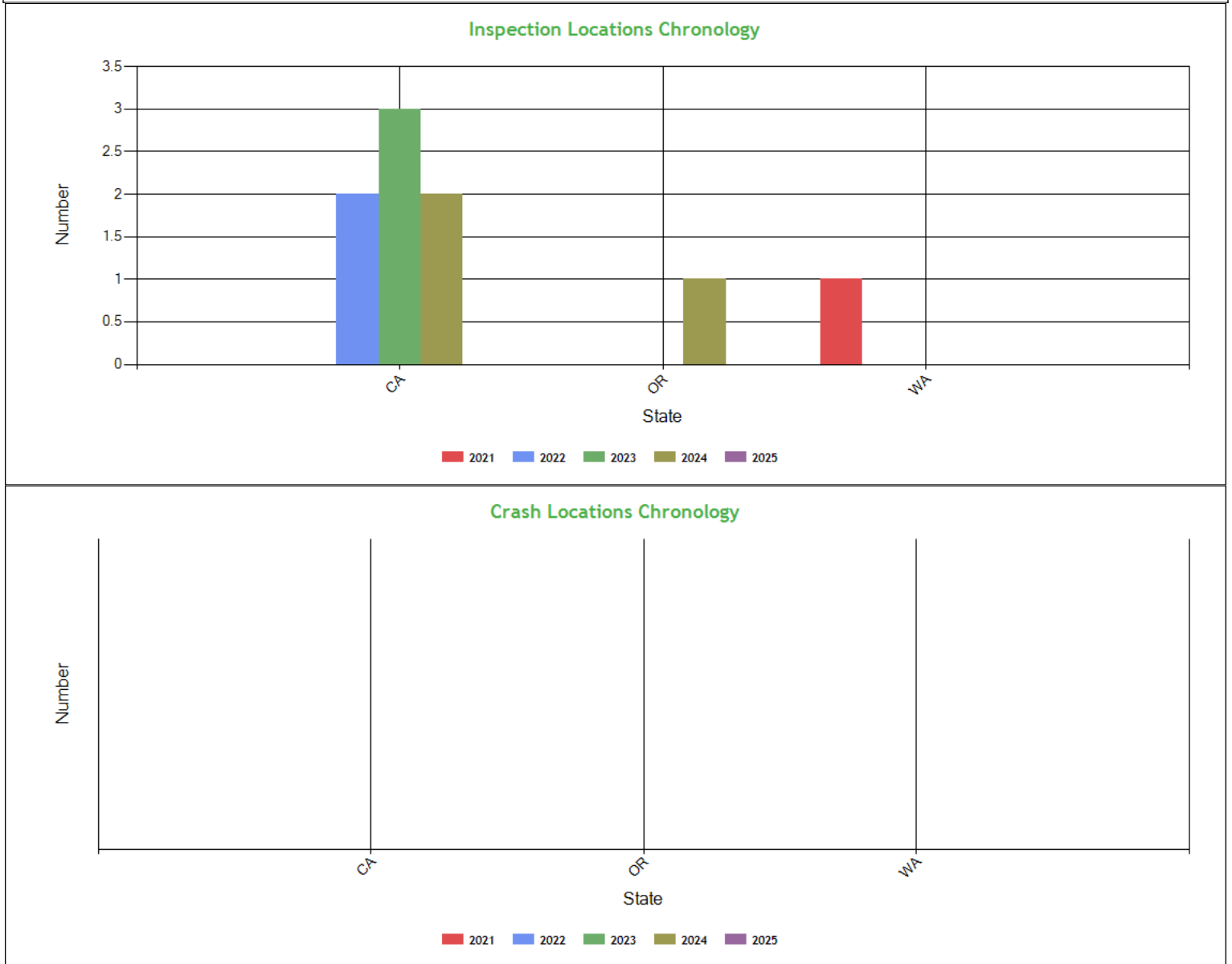
Date Range	Inspections	Violations	Out-of-Services	Crashes
<b>TOTAL</b>	9	2	0	0
<b>1 - 6 months</b>	3	1	0	0
<b>7 - 12 months</b>	0	0	0	0
<b>13 - 18 months</b>	1	0	0	0
<b>19 - 24 months</b>	2	1	0	0
<b>25 - 30 months</b>	0	0	0	0
<b>31 - 36 months</b>	2	0	0	0
<b>37 - 42 months</b>	0	0	0	0
<b>43 - 48 months</b>	1	0	0	0

**Radius of Operation (based on Inspections and Crashes during the past 3 years)** [ToC](#)

	Total	Drive between 0 and 50 miles radius	Drive between 51 and 200 miles radius	Drive between 201 and 300 miles radius	Drive between 301 and 400 miles radius	Drive between 401 and 500 miles radius	Drive between 501 and 600 miles radius	Drive beyond 600 miles radius
<b>Power Units (i.e. unique VINs)</b>	1	0	0	0	0	0	0	1
<b>Percent</b>	100%	0%	0%	0%	0%	0%	0%	100%



**Inspection & Crash Locations - Chart ToC**



**Inspection & Crash Locations - Table ToC**

State	Inspections					Violations					Out-of-Services					Crashes				
	2021	2022	2023	2024	2025	2021	2022	2023	2024	2025	2021	2022	2023	2024	2025	2021	2022	2023	2024	2025
TOTAL	1	2	3	3	0	0	0	1	2	0	0	0	0	0	0	0	0	0	0	0
CA	0	2	3	2	0	0	0	1	1	0	0	0	0	0	0	0	0	0	0	0
OR	0	0	0	1	0	0	0	0	1	0	0	0	0	0	0	0	0	0	0	0
WA	1	0	0	0	0	0	0	0	0	0	0	0	0	0	0	0	0	0	0	0

**Hot Spot Summary ToC**

Year	Month	Level 5	Level 5 %	Level 4	Level 4 %	Level 3	Level 3 %	Level 2	Level 2 %	Level 1	Level 1 %	Level 0	Level 0 %	Levels 1 - 5	Levels 1 - 5 %
2024	November (Partial)	0	0.00%	0	0.00%	0	0.00%	1	33.33%	0	0.00%	0	0.00%	1	33.33%



2024	September	0	0.00%	0	0.00%	0	0.00%	0	0.00%	1	33.33%	1	33.33%	1	33.33%
<b>Totals</b>		0	0.00%	0	0.00%	0	0.00%	1	33.33%	1	33.33%	1	33.33%	2	66.66%

### Hot Spot Analysis

State	County	Level	Count	Percentage
CA	Sutter	2	1	33.33%
CA	Siskiyou	1	1	33.33%

Report generated using the last 12 full months of inspection data

### Inspection Violation % OOS Chronology - Chart [ToC](#)

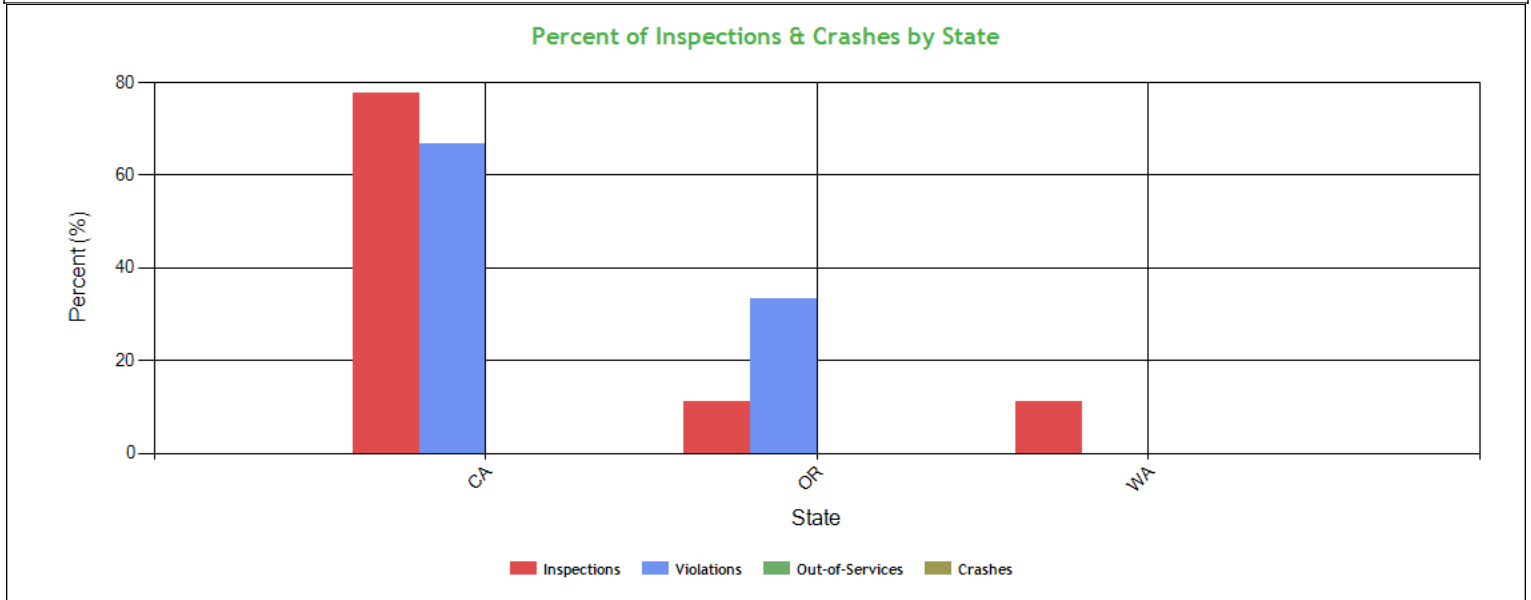


### Inspection Violation % OOS Chronology - Table [ToC](#)

	2021	2022	2023	2024	2025
Total Violations	0	0	1	1	0
Total Out Of Services	0	0	0	0	0
%OOS Total Violations	0	0	0	0	0
Total Driver Violations	0	0	1	1	0
Total Driver Out Of Services	0	0	0	0	0
%OOS Driver Violations	0	0	0	0	0
Total PU Violations	0	0	1	1	0
Total PU Out Of Services	0	0	0	0	0
%OOS PU Violations	0	0	0	0	0
Total Trailer Violations	0	0	0	0	0
Total Trailer Out Of Services	0	0	0	0	0
%OOS Trailer Violations	0	0	0	0	0
Total Hazmat Violations	0	0	0	0	0
Total Hazmat Out Of Services	0	0	0	0	0
%OOS HazMat Violations	0	0	0	0	0



**Percent of Insp & Crash by State - Chart ToC**



**Percent of Insp & Crash by State - Table (based on Inspection data from the last 4 years) ToC**

State	Inspections		Violations		Out-of-Services		Crashes	
	Total	Percent	Total	Percent	Total	Percent	Total	Percent
	9	100	3	100	0	100	0	100
CA	7	77.8	2	66.7	0	0	0	0
OR	1	11.1	1	33.3	0	0	0	0
WA	1	11.1	0	0	0	0	0	0

**VIN Insp Summary by State (based on inspection from the last 2 years) ToC**

VIN	Insp	Viol Pts	Counts in each State			
			CA		OR	
			Insp	Viol Pts	Insp	Viol Pts
TOTALS	16/ 20*	8/ 10**	7	10	1	0
1XKYD49XXJJ182627	8	10	7	10	1	0
1JJV532D7KL116166	5	0	5	0	0	0

\*<Total number of inspections for these 2 VIN(s)>/n<Total number of inspections for these 2 state(s)>

\*\*<Total severity sum for these 2 VIN(s)>/n<Total severity sum for these 2 state(s)>

**Violations By Unit Type ToC**

**# of Violations: 2 Total Severity: 10 based on inspections in the last 2 years**

Violation Unit: Driver	# of Violations: 2	Total Severity: 10	% of Total: 100%
Viol. Group: Speeding 4	# of Violations: 1	Total Severity: 10	% of Total: 100%
Violation	Number of Occurrences	Viol. Severity	Total Severity
392.2SLLS4:State/Local Laws - Speeding 15 or more miles per h	1	10	10
Viol. Group: Not used in SMS Calculation	# of Violations: 1	Total Severity: 0	% of Total: 0%
392.2:Operating a commercial motor vehicle not in accord	1	0	0



**Equipment Ownership** [ToC](#)**Equipment Ownership** (based on MCS-150 dated 3/11/2024)

	Trucks	Tractors	Trailers	Motor Coaches	Vans
Owned	0	1	1	0	0
Term Leased	0	0	0	0	0
Trip Leased	0	0	0	0	0
Total No.	0	1	1	0	0

**Equipment Details Power Units** [ToC](#)

VIN	Latest Insp Date	Year	Make	Model	Body Class	Body Type	Axles	Len	Fuel Type
1XKYD49XXJJ182627	11/13/2024	2018	KENWORTH	T680	Truck-Tractor	-	-	-	Diesel

**Equipment Details Trailers**

VIN	Latest Insp Date	Year	Make	Model	Body Class	Body Type	Axles	Len	Fuel Type
1JJV532D7KL116166	11/13/2024	2019	WABASH NATIONAL	Dry Van Duraplate	Trailer	Van Trailer	2	53	-

**Vehicle Age** [ToC](#)

Year	# Power Units	PU Percentage	# Trailers	Trailres Percentage
2019	0	0.00%	1	100.00%
2018	1	100.00%	0	0.00%

Based on 24 months of inspection data, see the live report for more options

**States of Power Unit Registrations** [ToC](#)

State	CA	OR
Number of Power Units	1	1

**Equipment Acquisitions - Table** [ToC](#)

	Power Units inspected for 1st time in past 12 months	Power Units inspected for 1st time in past 24 months	Power Units inspected during entire date range	Trailers inspected for 1st time in past 12 months	Trailers inspected for 1st time in past 24 months	Trailers inspected during entire date range
Unique VINs	1	1	1	1	1	1
Unique License Plates	1	1	1	1	1	1
License Plate States	1	1	2	1	1	1

**Driver Details** [ToC](#)**Driver Details** (based on MCS-150 dated 3/11/2024)

	Within 100 mi	Beyond 100 mi	TOTAL
# Drivers Interstate	0	1	1
# Drivers Intrastate	0	0	0
TOTAL	0	1	/

Avg. # Trip Lease Drivers/Mo: 0 # Drivers Grand Total: 1 # Drivers Commercially Licensed: 1





**Shared VIN Summary**   [ToC](#)

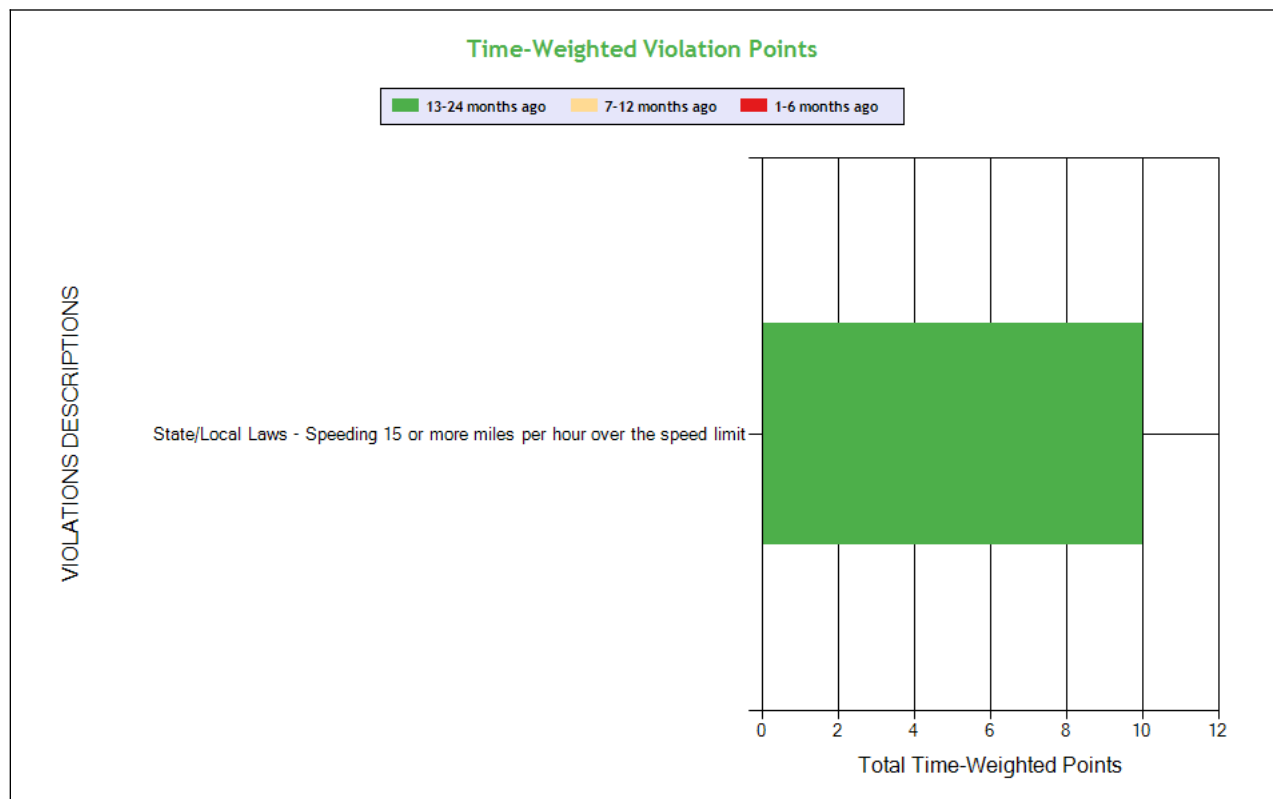
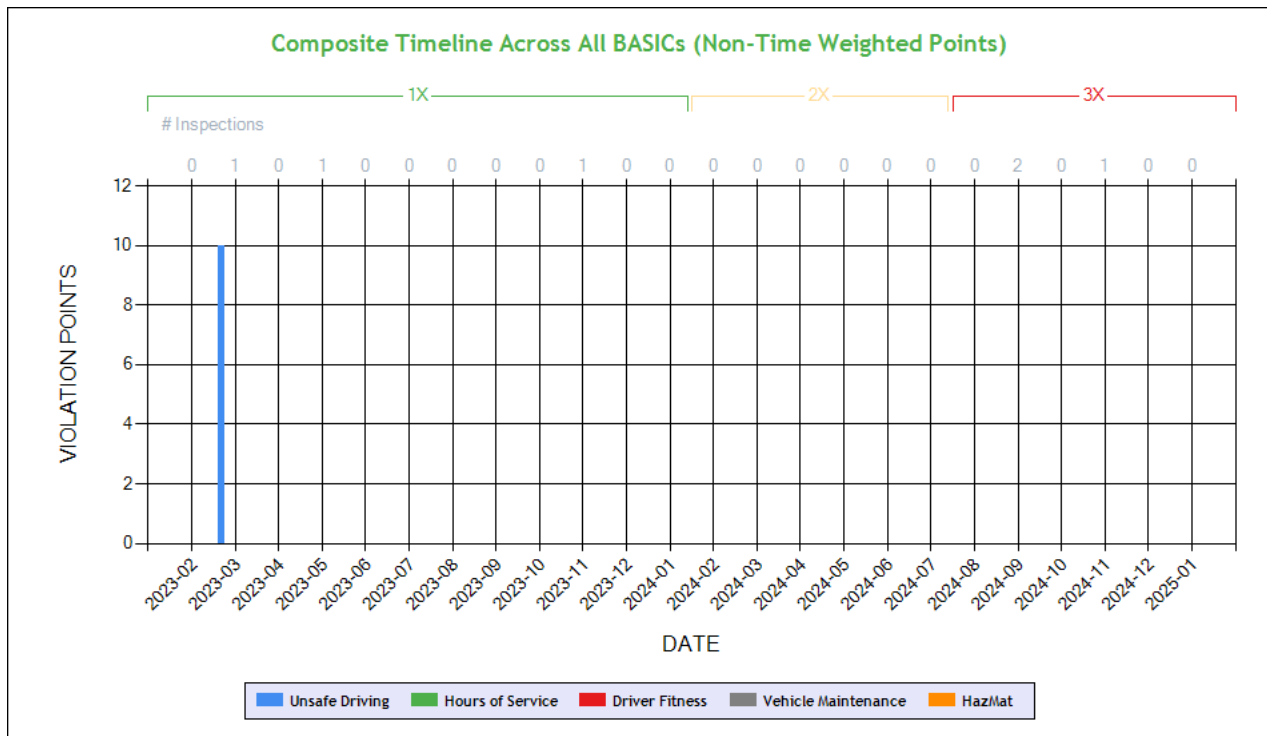
No Data

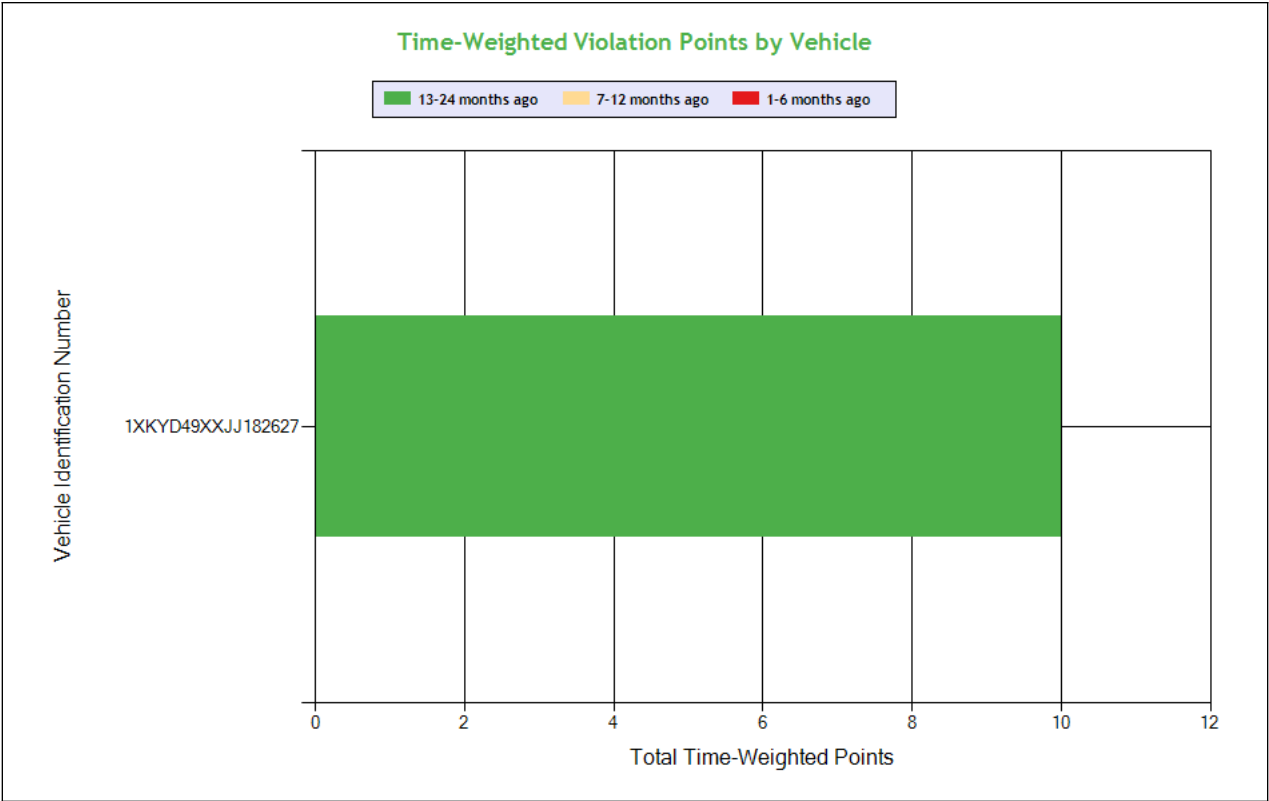
**SHIPPERS DETAIL**   [ToC](#) based on Inspection results for the last 4 years

Shipper Name	Number of Inspections	Shipper Name	Number of Inspections
No Shipper listed	5	CROWN IMPORTS	1
LIGNETICS GROUP	1	ORPET	1



## Carrier Underwriting Report Safety Summary ToC





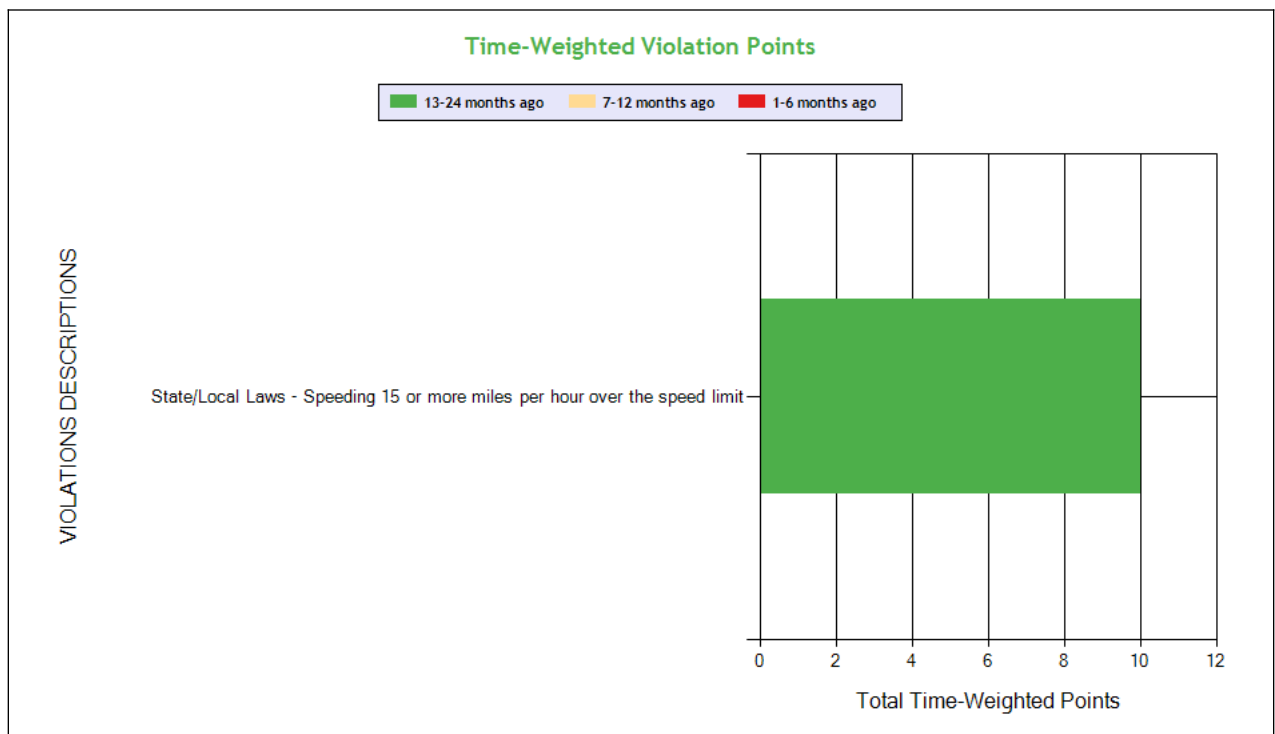
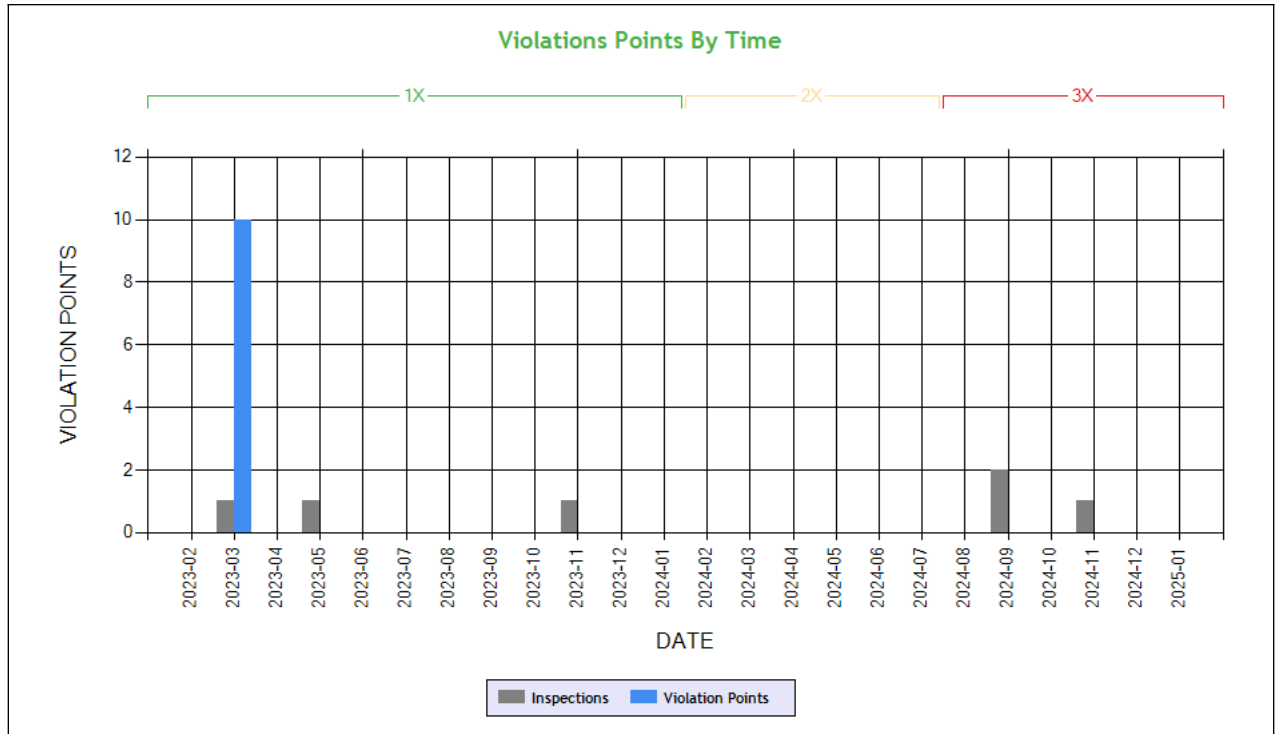
See the Excel file for the complete analysis # Violations is in (1-6/7-12/13-24mo)

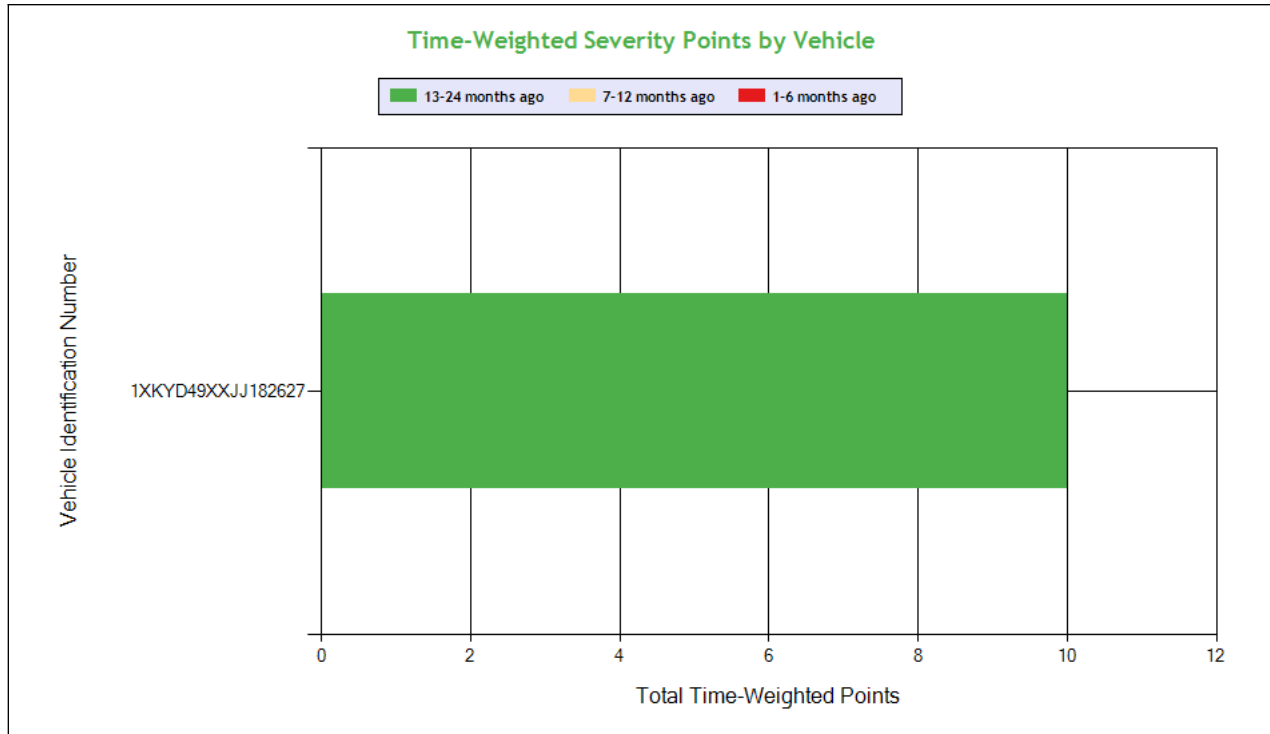
Shaded = Out Of Service Violation			
Violation Group			Speeding 4
Violation Description	Total Time-weighted Points by VIN	% of Total Time-weighted Points by VIN	State/Local Laws - Speeding 15 or more miles per hour over the speed limit
Driver Resp			Yes
Total Time-weighted Points			10
% Total Time-Wt Pts			100
1XKYD49XXJJ182627	10	100	10 (0/0/1)



## SAFETY ANALYSIS ToC

### Unsafe Driving





See the Excel file for the complete analysis

# Violations is in (1-6/7-12/13-24mo)

Shaded = Out Of Service Violation			
Violation Group			Speeding 4
Violation Description	Total Time-weighted Points by VIN	% of Total Time-weighted Points by VIN	State/Local Laws - Speeding 15 or more miles per hour over the speed limit
Driver Resp			Yes
Total Time-weighted Points			10
% Total Time-Wt Pts			100
1XKYD49XXJJ182627	10	100	10 (0/0/1)

## HOS Compliance

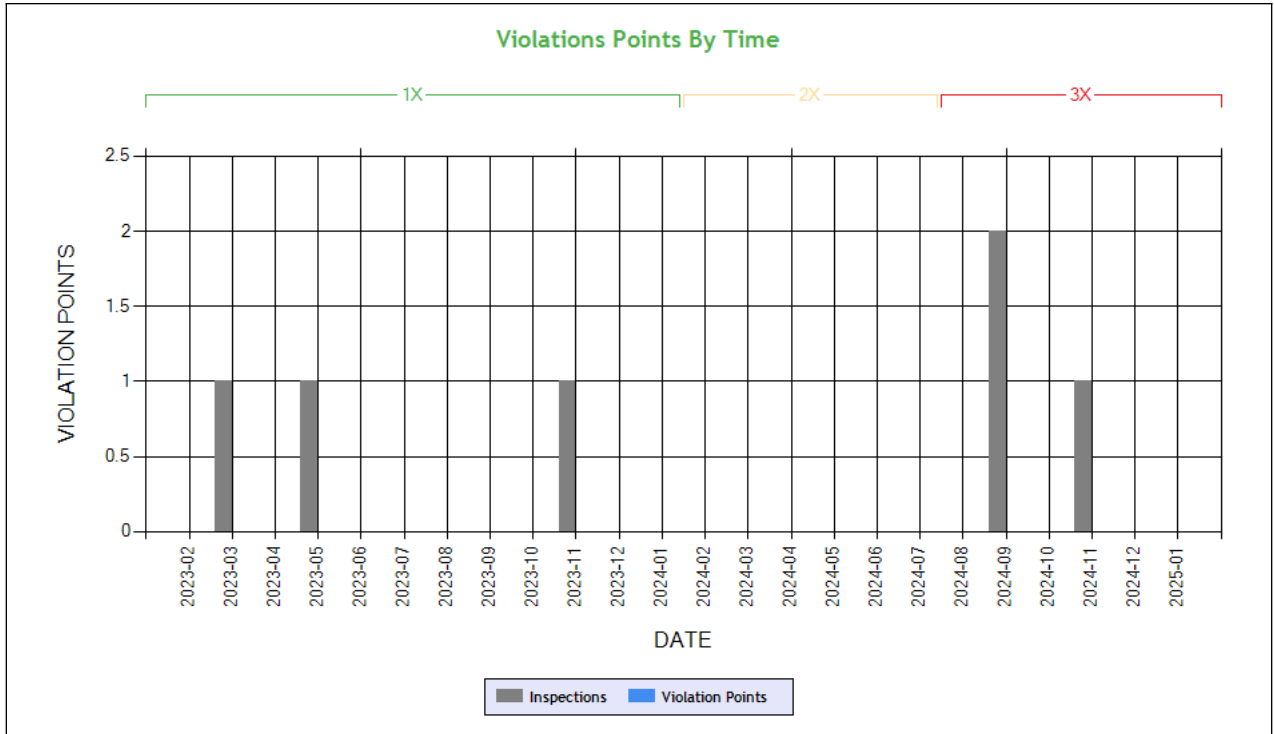
Time-Weighted Violation Points - no data available to draw a chart

Time-Weighted Severity Points by Vehicle - no data available to draw a chart

See the Excel file for the complete analysis

# Violations is in (1-6/7-12/13-24mo)

Shaded = Out Of Service Violation		
Violation Group		
Violation Description	Total Time-weighted Points by VIN	% of Total Time-weighted Points by VIN



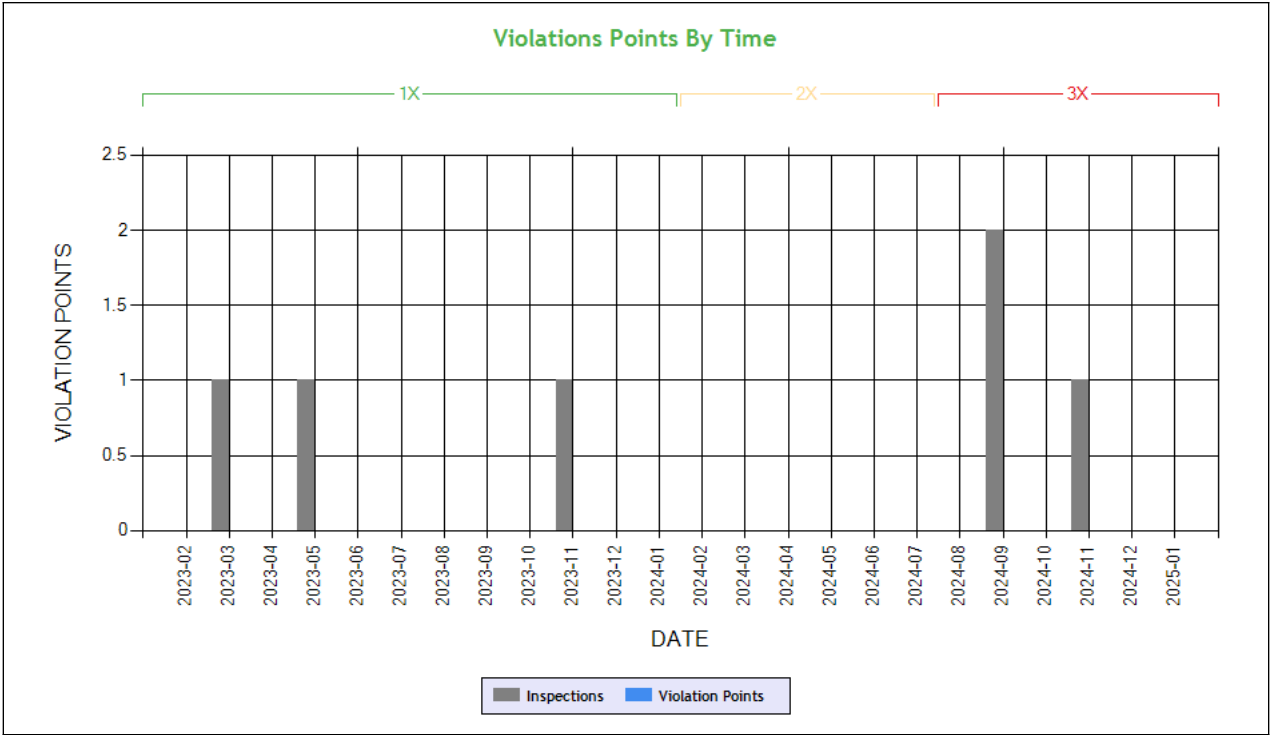
**Carrier Software**  
1-800-646-5152  
info@CarrierSoftware.com

**CONFIDENTIAL - Intended for use by Amerigo Insurance Agency - Date: 3/1/2025**  
**SG CARRIER INC - DOT# 3478533 / MC1140826**

Driver Resp		
Total Time-weighted Points		
% Total Time-Wt Pts		



Driver Fitness



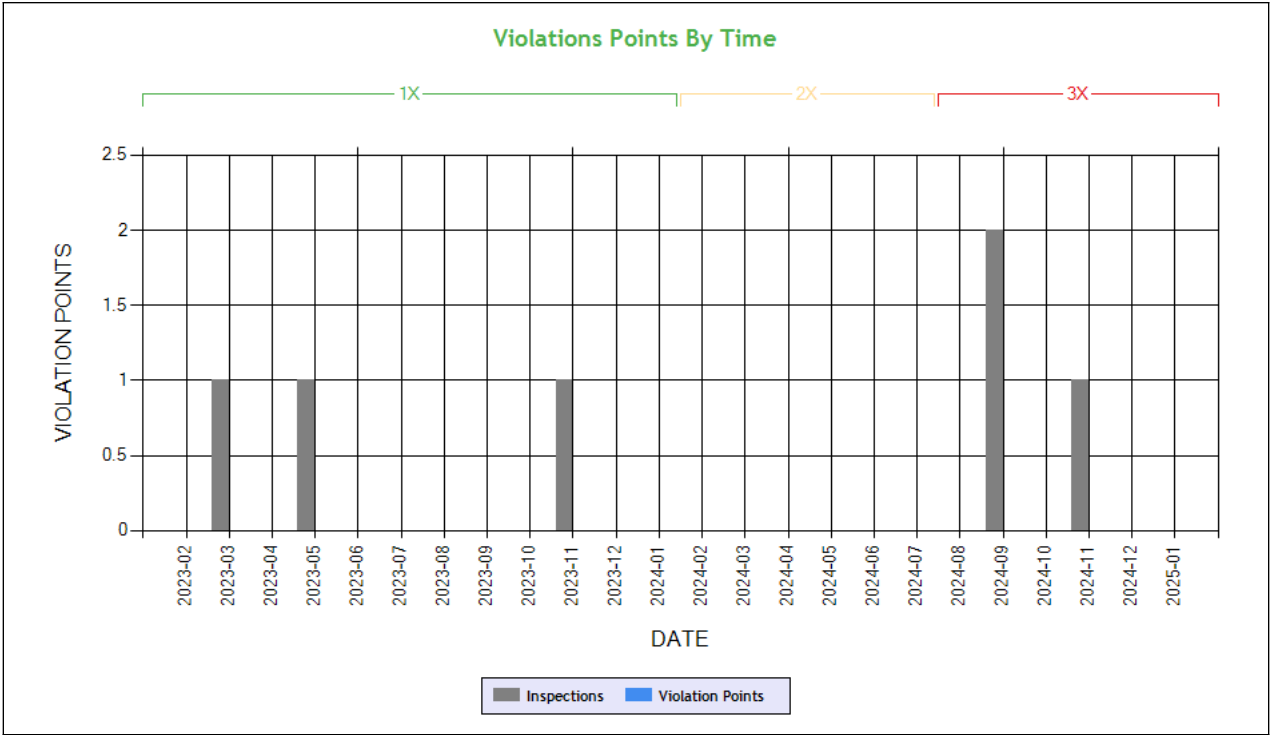
Time-Weighted Violation Points - no data available to draw a chart  
Time-Weighted Severity Points by Vehicle - no data available to draw a chart

See the Excel file for the complete analysis # Violations is in (1-6/7-12/13-24mo)

Shaded = Out Of Service Violation		
Violation Group		
Violation Description	Total Time-weighted Points by VIN	% of Total Time-weighted Points by VIN
Driver Resp		
Total Time-weighted Points		
% Total Time-Wt Pts		



Vehicle Maintenance



Time-Weighted Violation Points - no data available to draw a chart  
Time-Weighted Severity Points by Vehicle - no data available to draw a chart

See the Excel file for the complete analysis # Violations is in (1-6/7-12/13-24mo)

Shaded = Out Of Service Violation		
Violation Group		
Violation Description	Total Time-weighted Points by VIN	% of Total Time-weighted Points by VIN
Driver Resp		
Total Time-weighted Points		
% Total Time-Wt Pts		

COLOR CODED CRASH TABLE ToC

No crashes have been reported by the DOT on this Motor Carrier  
**INSPECTIONS WITH SHARED EQUIPMENT:**  
No Data





**LEGEND**

**Vehicle Information**

**Inspection for DOT # being analyzed**

**Inspection for Different DOT #**

**Crash Information for specific VIN**

**INSPECTION DETAILS for ALL Inspections**

PDF shows the first 100 Power Unit & Trailer VINs with most recent inspections using data from the last 4 years

**POWER UNIT Inspections Section**

VIN: 1XKYD49XXJJ182627				Unit: Straight Truck	Year: 2018	Make: KENWORTH	
DOT No: 3478533		Docket No: MC1140826		Name: SG CARRIER INC		Interstate: Yes	
Date	Unit License	Unit Lic State	Violation Unit	Violation Description	Severity	OOS	Citation
11/13/2024	93158RP	WA	1	392.2SLLED	0	No	00LL000GG
09/26/2024	93158RP	WA	-	-	-	-	-
09/16/2024	93158RP	WA	D	392.2 - Operating a commercial motor vehicle not in accordance with the laws, ordinances, and regulations of the jurisdiction in which it is being operated - Unsafe Driving	0	No	WC0051539
11/08/2023	93158RP	WA	-	-	-	-	-
05/15/2023	93158RP	WA	-	-	-	-	-
03/31/2023	93158RP	WA	D	392.2SLLS4 - State/Local Laws - Speeding 15 or more miles per hour over the speed limit	10	No	
07/20/2022	93158RP	WA	-	-	-	-	-
07/19/2022	93158RP	WA	-	-	-	-	-
02/11/2021	XP31274	CA	-	-	-	-	-
DOT No: 2092069		Docket No: MC729791		Name: MG CARRIER LLC		Interstate: Yes	
Date	Unit License	Unit Lic State	Violation Unit	Violation Description	Severity	OOS	Citation
12/19/2019	XP31274	CA	-	-	-	-	-
10/08/2019	XP31274	CA	-	-	-	-	-
08/10/2019	XP31274	CA	-	-	-	-	-
05/28/2019	XP31274	CA	-	-	-	-	-
01/18/2019	XP31274	CA	-	-	-	-	-
07/18/2018	WP93495	CA	-	-	-	-	-
DOT No: 1492593		Docket No: MC560955		Name: DH CARRIER INC		Interstate: Yes	
Date	Unit License	Unit Lic State	Violation Unit	Violation Description	Severity	OOS	Citation
02/27/2018	WP93495	CA	D	392.2SLLS3 - State/Local Laws - Speeding 11-14 miles per hour over the speed limit	7	No	DW25267
08/23/2017	WP93495	CA	-	-	-	-	-
05/15/2017	WP93495	CA	-	-	-	-	-
03/23/2017	WP93495	CA	-	-	-	-	-

**TRAILER Inspections Section**

VIN: 1XKYD49XXJJ182627				Unit: Straight Truck	Year: 2018	Make: KENWORTH	
DOT No: 3478533		Docket No: MC1140826		Name: SG CARRIER INC		Interstate: Yes	



Date	Unit License	Unit Lic State	Violation Unit	Violation Description	Severity	OOS	Citation
11/13/2024	93158RP	WA	1	392.2SLLED	0	No	00LL000GG
09/26/2024	93158RP	WA	-	-	-	-	-
09/16/2024	93158RP	WA	D	392.2 - Operating a commercial motor vehicle not in accordance with the laws, ordinances, and regulations of the jurisdiction in which it is being operated - Unsafe Driving	0	No	WC0051539
11/08/2023	93158RP	WA	-	-	-	-	-
05/15/2023	93158RP	WA	-	-	-	-	-
03/31/2023	93158RP	WA	D	392.2SLLS4 - State/Local Laws - Speeding 15 or more miles per hour over the speed limit	10	No	
07/20/2022	93158RP	WA	-	-	-	-	-
07/19/2022	93158RP	WA	-	-	-	-	-
02/11/2021	XP31274	CA	-	-	-	-	-
DOT No: 2092069      Docket No: MC729791      Name: MG CARRIER LLC      Interstate: Yes							
Date	Unit License	Unit Lic State	Violation Unit	Violation Description	Severity	OOS	Citation
12/19/2019	XP31274	CA	-	-	-	-	-
10/08/2019	XP31274	CA	-	-	-	-	-
08/10/2019	XP31274	CA	-	-	-	-	-
05/28/2019	XP31274	CA	-	-	-	-	-
01/18/2019	XP31274	CA	-	-	-	-	-
07/18/2018	WP93495	CA	-	-	-	-	-
DOT No: 1492593      Docket No: MC560955      Name: DH CARRIER INC      Interstate: Yes							
Date	Unit License	Unit Lic State	Violation Unit	Violation Description	Severity	OOS	Citation
02/27/2018	WP93495	CA	D	392.2SLLS3 - State/Local Laws - Speeding 11-14 miles per hour over the speed limit	7	No	DW25267
08/23/2017	WP93495	CA	-	-	-	-	-
05/15/2017	WP93495	CA	-	-	-	-	-
03/23/2017	WP93495	CA	-	-	-	-	-

Inspection Summary By Month (based on inspections from the last 4 years) <a href="#">ToC</a>						
Year-Month	Number of Inspections	Number of Power Units	Total Violations	Total OOS Inspections	Total Severity Points	Number of Crashes
2024-11	1	1	1	0	0	0
2024-09	2	2	1	0	0	0
2023-11	1	1	0	0	0	0
2023-05	1	1	0	0	0	0
2023-03	1	1	1	0	10	0
2022-07	2	2	0	0	0	0
Note: The most recent month's counts may not include all the inspections for that month.						

VIN Inspection Violation Details <a href="#">ToC</a>									
# of VINs: 1   # of Insp: 3   Severity Weight: 10   Avg. Weight/VIN: 3.3 (based on inspections in the last 4 years, showing top 50 VINs inspected most recently)									
VIN 1XKYD49XXJ182627		# of Inspections: 3		Total Severity: 10		Percentage of Total: 100.00%		Avg. Weight Per Inspection: 3.3	
Inspection Date	Inspection ID	Inspection State	Location Description	Total Severity	# of Violations	Shipper Name	Inspection Level	Post Accident	Out of Service
11/13/2024	83149643	CA	E OF SR-99	0	1		3	No	No
BASIC		Unit Type		Severity		Description		Out of Service	
		Straight Truck		0		392.2SLLED		No	
Inspection Date	Inspection ID	Inspection State	Location Description	Total Severity	# of Violations	Shipper Name	Inspection Level	Post Accident	Out of Service
09/16/2024	82676146	OR	LAKE OSWEGO OR	0	1		3	No	No
BASIC		Unit Type		Severity		Description		Out of Service	
Unsafe Driving		Truck Tractor		0		392.2:Operating a commercial motor vehicle not in accord		No	
Inspection Date	Inspection ID	Inspection State	Location Description	Total Severity	# of Violations	Shipper Name	Inspection Level	Post Accident	Out of Service
03/31/2023	78272358	CA	I-80 E/B E/OF DRY CREEK RD	10	1		3	No	No
BASIC		Unit Type		Severity		Description		Out of Service	



Unsafe Driving	Truck Tractor	10	392.2SLLS4:State/Local Laws - Speeding 15 or more miles per h	No
----------------	---------------	----	---	----

Inspection History ToC							
Inspection Date	Report Number	Report State	Plate Number	Plate State	Type	Severity Weight	Time Weight
11/13/2024	UDI1002565	CA	93158RP	WA	Straight Truck		3
1XKYD49XXJJ182627 - Power Unit - State/Local Laws Violation: 392.2SLLS4						0	
09/26/2024	NCV6007347	CA	93158RP	WA	Truck Tractor		3
09/16/2024	AA43380101	OR	93158RP	WA	Truck Tractor		3
1XKYD49XXJJ182627 - Power Unit - Unsafe Driving Violation: 392.2Operating a commercial motor vehicle not in accordance with the laws, ordinances, and regulations of the jurisdiction in which it is being operated - Unsafe Driving						0	
11/08/2023	NCRM005491	CA	93158RP	WA	Truck Tractor		1
05/15/2023	ND7X004292	CA	93158RP	WA	Truck Tractor		1
03/31/2023	UE99003324	CA	93158RP	WA	Truck Tractor		1
1XKYD49XXJJ182627 - Power Unit - Unsafe Driving Violation: 392.2SLLS4State/Local Laws - Speeding 15 or more miles per hour over the speed limit						10	
07/20/2022	UCUF002430	CA	93158RP	WA	Truck Tractor		0
07/19/2022	NDN9003478	CA	93158RP	WA	Truck Tractor		0
02/11/2021	W520003666	WA	XP31274	CA	Truck Tractor		0
Only the first 20 inspections are shown. See the live report for more data.							