



Table of Contents

1. Overview	2. BASIC Scores History
3. BASIC Measures	4. KPI: BASIC Measures by Cargo Group
5. Estimated ISS Score	6. Investigation Results
7. Penalties History	8. Acute Critical Violations
9. Red Flag Violation Details	10. DOT Registration Information
11. DOT MCS-150 History	12. Crash Summary
13. Inspection Summary	14. KPI: Inspection Viol OOS Rates by Cargo Group
15. FHWA Registration Information	16. FHWA Insurance Information
17. FHWA Authorities	18. Severe Violations
19. Violation Report	20. Violation Summary
21. Violation Enforcement Chronology	22. Inspection Violations & OOS Counts
23. Radius Of Operation	24. Inspection & Crash Locations
25. Cargo Hot Spots	26. Inspection Violations & OOS Chronology
27. Percent of Insp & Crash by State	28. VIN Insp Summary by State
29. Violations By Unit Type	30. Equipment Ownership
31. Equipment Details	32. Vehicle Age
33. States of Power Unit Registrations	34. Equipment Acquisitions
35. Driver Details	36. Shared VIN Summary
37. Shipper Table	38. Safety Summary
39. Safety Details	40. Crash Detail Color Coded
41. Inspections with Shared Equipment	42. Inspection Tabular Details
43. Inspection Summary By Month	44. VIN Inspection Violation Details
45. Inspection History	



Business Address

642 FALLING ROCK CT
YUBA CITY, CA
95991

Contact Info

(530)-822-6772
MAHAVIREXPRESS20@GMAIL.COM

FHWA Address

642 FALLING ROCK CT
YUBA CITY,CA,95991
Phone:(530)-822-6772

Mailing Address

642 FALLING ROCK CT
YUBA CITY, CA
95991-8338

Overview [ToC](#)

Operating Status: AUTHORIZED FOR Property
2 other companies viewed this DOT in the past two months
Crash/PU ratio: 0.0%
Clean Inspection ratio: 80.0%

Estimated BASIC Scores (as of 1/31/2025)

	Unsafe Driving	Hours of Service	Driver Fitness	Controlled Sub. and Alcohol	Vehicle Maintenance	HM Compliance	Crash
Relative Scores	0% ⬇️	0% ⬇️	0% ○	0% ○	0% ⬆️	0% ○	0% ○
Alert Status	No	No	No	No	No	No	No



Estimated Inspection Selection System (ISS) Score: 1
Category: Pass

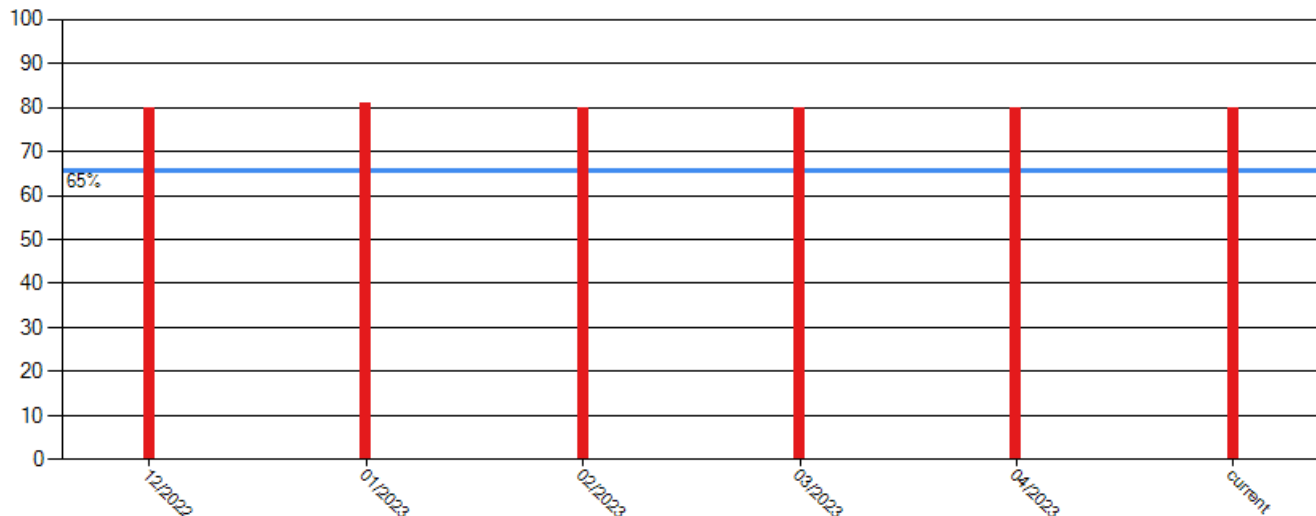
BASIC Scores History - Unsafe Driving [ToC](#)

Alert - Above Threshold

Alert - Compliance Review
Viol. in Past 12 Mo.

Within 10 pts of Threshold

Below Threshold





BASIC Scores History - Hours of Service ToC

There are no Scores for this BASIC

BASIC Scores History - Driver Fitness ToC

There are no Scores for this BASIC

BASIC Scores History - Controlled Substance ToC

There are no Scores for this BASIC

BASIC Scores History - Vehicle Maintenance ToC
--

There are no Scores for this BASIC

BASIC Scores History - Crash ToC
--

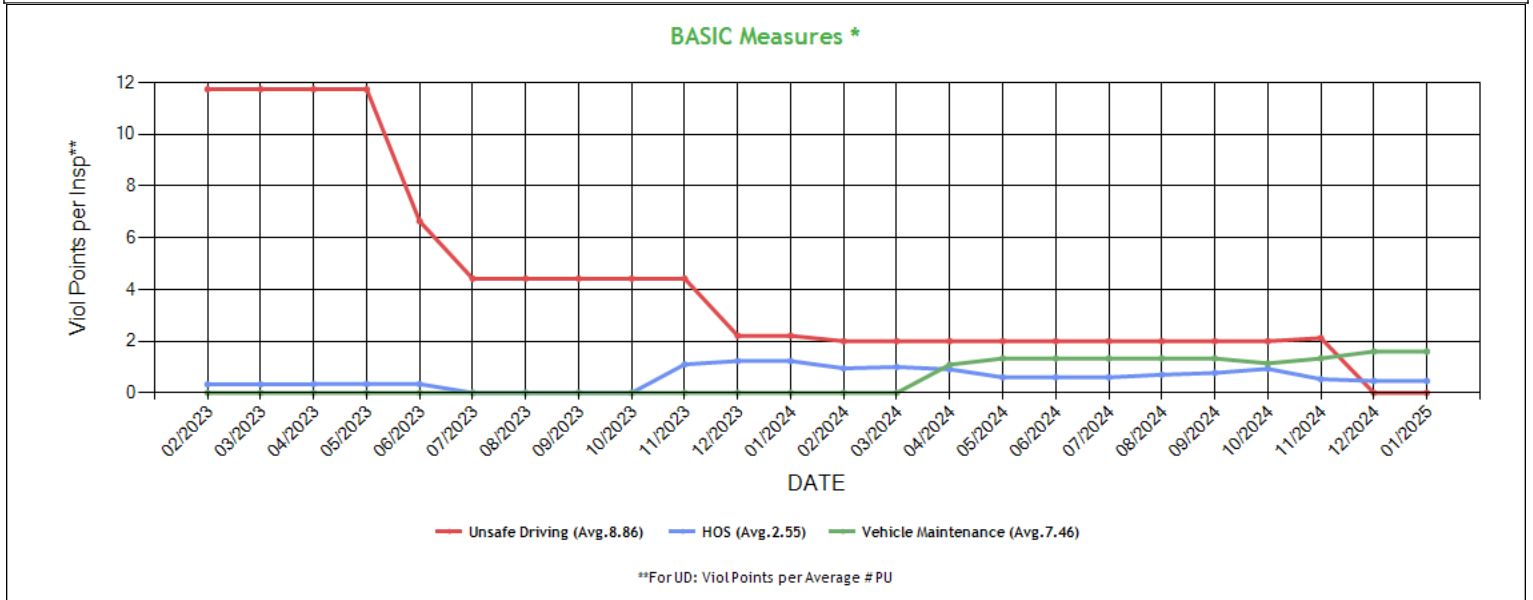
There are no Scores for this BASIC

BASIC Scores History - Hazmat ToC

There are no Scores for this BASIC



BASIC Measures: Violation Points per Inspection Trends ToC



* BASIC Measures are the absolute SMS scores that are compared within each Safety Event Group to determine the BASIC Score percentiles. Averages based on fleets with 1-5 power units.



BASIC Measures * - Table ToC

UD-Unsafe Driving, HOS-Hours of Service, DF-Driver Fitness, CS-Controlled Substances, VM-Vehicle Maintenance

Date	UD Measure	UD AC	UD with Viol	HOS Measure	HOS AC	HOS with Viol	DF Measure	DF AC	DF with Viol	CS Measure	CS AC	CS with Viol	VM Measure	VM AC	VM with Viol
01/2025	0.00	N	0	0.46	N	1	0.00	N	0	0.00	N	0	1.60	N	1
12/2024	0.00	N	0	0.46	N	1	0.00	N	0	0.00	N	0	1.60	N	1
11/2024	2.12	N	1	0.53	N	1	0.00	N	0	0.00	N	0	1.33	N	1
10/2024	2.00	N	1	0.93	N	1	0.00	N	0	0.00	N	0	1.14	N	1
09/2024	2.00	N	1	0.77	N	1	0.00	N	0	0.00	N	0	1.33	N	1
08/2024	2.00	N	1	0.70	N	1	0.00	N	0	0.00	N	0	1.33	N	1
07/2024	2.00	N	1	0.60	N	1	0.00	N	0	0.00	N	0	1.33	N	1
06/2024	2.00	N	1	0.60	N	1	0.00	N	0	0.00	N	0	1.33	N	1
05/2024	2.00	N	1	0.60	N	1	0.00	N	0	0.00	N	0	1.33	N	1
04/2024	2.00	N	1	0.91	N	1	0.00	N	0	0.00	N	0	1.09	N	1
03/2024	2.00	N	1	1.00	N	1	0.00	N	0	0.00	N	0	0.00	N	0
02/2024	2.00	N	1	0.95	N	1	0.00	N	0	0.00	N	0	0.00	N	0
01/2024	2.21	N	1	1.23	N	1	0.00	N	0	0.00	N	0	0.00	N	0
12/2023	2.21	N	1	1.23	N	1	0.00	N	0	0.00	N	0	0.00	N	0
11/2023	4.42	N	1	1.10	N	1	0.00	N	0	0.00	N	0	0.00	N	0
10/2023	4.42	N	1	0.00	N	0	0.00	N	0	0.00	N	0	0.00	N	0
09/2023	4.42	N	1	0.00	N	0	0.00	N	0	0.00	N	0	0.00	N	0
08/2023	4.42	N	1	0.00	N	0	0.00	N	0	0.00	N	0	0.00	N	0
07/2023	4.42	N	1	0.00	N	0	0.00	N	0	0.00	N	0	0.00	N	0
06/2023	6.64	N	2	0.34	N	1	0.00	N	0	0.00	N	0	0.00	N	0
05/2023	11.75	N	3	0.34	N	1	0.00	N	0	0.00	N	0	0.00	N	0
04/2023	11.75	N	3	0.34	N	1	0.00	N	0	0.00	N	0	0.00	N	0
03/2023	11.75	N	3	0.33	N	1	0.00	N	0	0.00	N	0	0.00	N	0
02/2023	11.75	N	3	0.33	N	1	0.00	N	0	0.00	N	0	0.00	N	0
01/2023	12.31	N	3	0.32	N	1	0.00	N	0	0.00	N	0	0.00	N	0
12/2022	12.31	N	3	0.32	N	1	0.00	N	0	0.00	N	0	0.00	N	0
11/2022	4.91	N	2	0.35	N	1	0.00	N	0	0.00	N	0	0.00	N	0
10/2022	4.91	N	2	0.37	N	1	0.00	N	0	0.00	N	0	0.00	N	0
09/2022	4.91	N	2	0.40	N	1	0.00	N	0	0.00	N	0	0.00	N	0
08/2022	4.91	N	2	0.58	N	1	0.00	N	0	0.00	N	0	0.00	N	0
07/2022	4.91	N	2	0.58	N	1	0.00	N	0	0.00	N	0	0.00	N	0
06/2022	9.84	N	2	0.86	N	1	0.00	N	0	0.00	N	0	0.00	N	0
05/2022	10.56	N	2	0.86	N	1	0.00	N	0	0.00	N	0	0.00	N	0
04/2022	10.18	N	2	0.90	N	1	0.00	N	0	0.00	N	0	0.00	N	0
03/2022	10.18	N	2	0.83	N	1	0.00	N	0	0.00	N	0	0.00	N	0
02/2022	10.18	N	2	0.83	N	1	0.00	N	0	0.00	N	0	0.00	N	0
01/2022	13.33	N	2	0.95	N	1	0.00	N	0	0.00	N	0	0.00	N	0
12/2021	16.66	N	2	1.25	N	1	0.00	N	0	0.00	N	0	0.00	N	0
11/2021	30.00	N	2	1.14	N	1	0.00	N	0	0.00	N	0	0.00	N	0
10/2021	30.00	N	2	1.50	N	1	0.00	N	0	0.00	N	0	0.00	N	0
09/2021	30.00	N	2	1.65	N	1	0.00	N	0	0.00	N	0	0.00	N	0
08/2021	30.00	N	2	1.65	N	1	0.00	N	0	0.00	N	0	0.00	N	0
07/2021	30.00	N	2	1.65	N	1	0.00	N	0	0.00	N	0	0.00	N	0
06/2021	0.00	N	0	0.00	N	0	0.00	N	0	0.00	N	0	0.00	N	0
05/2021	0.00	N	0	0.00	N	0	0.00	N	0	0.00	N	0	0.00	N	0
04/2021	0.00	N	0	0.00	N	0	0.00	N	0	0.00	N	0	0.00	N	0
03/2021	0.00	N	0	0.00	N	0	0.00	N	0	0.00	N	0	0.00	N	0
02/2021	0.00	N	0	0.00	N	0	0.00	N	0	0.00	N	0	0.00	N	0
01/2021	0.00	N	0	0.00	N	0	0.00	N	0	0.00	N	0	0.00	N	0
12/2020	0.00	N	0	0.00	N	0	0.00	N	0	0.00	N	0	0.00	N	0
11/2020	0.00	N	0	0.00	N	0	0.00	N	0	0.00	N	0	0.00	N	0

* BASIC Measures are the absolute SMS scores that are compared within each Safety Event Group to determine the BASIC Score percentiles.



KPI: BASIC Measures by Fleet Size and Cargo Group [ToC](#)

Fleet Size: 1-5 PUs

Cargo Group (Companies)	Unsafe Driving		Hours of Service		Driver Fitness		Controlled Substance		Vehicle Maintenance		HM Compliance		Crash	
	Avg.	Comp. to Avg.	Avg.	Comp. to Avg.	Avg.	Comp. to Avg.	Avg.	Comp. to Avg.	Avg.	Comp. to Avg.	Avg.	Comp. to Avg.	Avg.	Comp. to Avg.
Bulk Goods (249921)	0.77	Better	0.22	Worse	0.13	Better	0.01	Better	1.71	Better	0.01	Better	0.06	Better
General Freight (483104)	0.79	Better	0.23	Worse	0.20	Better	0.02	Better	1.91	Better	0.01	Better	0.06	Better
Refrigerated (64031)	1.52	Better	0.56	Better	0.16	Better	0.02	Better	2.64	Better	0.01	Better	0.11	Better
MAHAVIR EXPRESS LLC	0.00		0.46		0.00		0.00		1.60		0.00		0.00	

Estimated ISS Score: 1 Pass [ToC](#) [About the Inspection Selection System](#)



Estimated ISS Score History - Table ToC

Date	Estimated ISS Score	Recommendation	Algorithm
01/31/2025	1	Pass	Safety Algorithm
12/27/2024	1	Pass	Safety Algorithm
11/29/2024	2	Pass	Safety Algorithm
10/25/2024	2	Pass	Safety Algorithm
09/27/2024	3	Pass	Safety Algorithm
08/30/2024	3	Pass	Safety Algorithm
07/26/2024	3	Pass	Safety Algorithm
06/28/2024	3	Pass	Safety Algorithm
05/31/2024	3	Pass	Safety Algorithm
04/26/2024	3	Pass	Safety Algorithm
03/29/2024	3	Pass	Safety Algorithm
02/23/2024	3	Pass	Safety Algorithm
01/26/2024	3	Pass	Safety Algorithm
12/29/2023	4	Pass	Safety Algorithm
11/24/2023	3	Pass	Safety Algorithm
10/27/2023	1	Pass	Safety Algorithm
09/29/2023	1	Pass	Safety Algorithm
08/25/2023	1	Pass	Safety Algorithm
07/28/2023	1	Pass	Safety Algorithm
06/30/2023	2	Pass	Safety Algorithm
05/26/2023	55	Optional Inspect	Safety Algorithm
04/28/2023	55	Optional Inspect	Safety Algorithm
03/31/2023	55	Optional Inspect	Safety Algorithm
02/24/2023	55	Optional Inspect	Safety Algorithm
01/27/2023	56	Optional Inspect	Safety Algorithm
12/30/2022	55	Optional Inspect	Safety Algorithm
11/25/2022	2	Pass	Safety Algorithm
10/28/2022	2	Pass	Safety Algorithm
09/30/2022	2	Pass	Safety Algorithm
08/26/2022	3	Pass	Safety Algorithm
07/29/2022	25	Pass	Safety Algorithm
06/24/2022	27	Pass	Safety Algorithm
05/27/2022	3	Pass	Safety Algorithm
04/29/2022	2	Pass	Safety Algorithm
03/25/2022	2	Pass	Safety Algorithm
02/25/2022	2	Pass	Safety Algorithm
01/28/2022	1	Pass	Safety Algorithm
12/31/2021	1	Pass	Safety Algorithm
11/26/2021	1	Pass	Safety Algorithm
10/29/2021	1	Pass	Safety Algorithm
09/24/2021	1	Pass	Safety Algorithm
08/27/2021	1	Pass	Safety Algorithm
07/30/2021	1	Pass	Safety Algorithm
06/25/2021	67	Optional Inspect	Insufficient Data Algorithm
05/28/2021	66	Optional Inspect	Insufficient Data Algorithm
04/30/2021	66	Optional Inspect	Insufficient Data Algorithm
03/26/2021	63	Optional Inspect	Insufficient Data Algorithm
02/26/2021	63	Optional Inspect	Insufficient Data Algorithm
01/29/2021	63	Optional Inspect	Insufficient Data Algorithm
12/18/2020	63	Optional Inspect	Insufficient Data Algorithm
11/27/2020	63	Optional Inspect	Insufficient Data Algorithm

Investigation Results ToC

No Investigations reported on FMCSA website



Penalties History [ToC](#)

There is a problem with the Penalties data on FMCSA website.

Acute Critical Violations (Based on Investigations as per CSA Methodology Appendix A) [ToC](#)

No Data

No red flag violations in the last 24 months

DOT Registration Information: The following information on this specific DOT # is from the Federal DOT (as of Operating Authority

DOT Registration: 11/04/2020		Total Power Units: 1		Total Trucks: 1		Total Trailers: 1		Total Passenger Vehicles: 0	
Status	Entity Type	Organization Type	Nation	Total Cars		Drivers / CDL Drivers			
A	C	-	US	0		1 / 1			
MCS-150 Date	Op Codes	Shipper Op Codes	Shipper HazMat Op Codes	Latest Review Type		Latest Review Document Number(Date)			
11/12/2024	A					()			
MCS-150 Mileage (Year)	Record Update Date	Transports Hazmats	DOT Census Date	Recordable Accident Rate		Preventable Accident Rate			
225,203 (2023)	11/12/2024	N	11/04/2020	0%		0%			
MCS-151 Mileage	Safety Rating (Date)	SEA Accident	SEA Driver	SEA Vehicle		SEA Management			
0	None (None)	0%	0%	0%		0%			
Classification Codes		Cargo Carried (per MCS-150)							
Authorized-For-Hire		General Freight, Fresh Produce, Refrigerated foods							

DOT MCS-150 History [ToC](#)

(as of 11/18/2024 DOT census)

Census Date	MCS-150 Date	MCS-150 Mileage	VMY Year	Power Units	Drivers	Trailers	Company Rep1	Company Rep2	Email
11/18/2024	11/12/2024	225203	2023	1	1	-	SANJEEV KUMAR SHARMA		MAHAVIREXPRESS20@GMAIL.COM
3/9/2023	2/21/2023	194386	2022	2	2	2	SANJEEV KUMAR SHARMA		MAHAVIREXPRESS20@GMAIL.COM
3/9/2022	2/17/2022	181503	2021	2	2	2	SANJEEV KUMAR SHARMA		MAHAVIREXPRESS20@GMAIL.COM
12/9/2021	12/1/2021	0		2	2	2	SANJEEV KUMAR SHARMA		MAHAVIREXPRESS20@GMAIL.COM
11/9/2020	11/4/2020	0		1	1	1	SANJEEV KUMAR SHARMA		MAHAVIREXPRESS20@GMAIL.COM

Crash Summary Chart [ToC](#)Crashes Summary - Chart (based on all available crash data)

No Data



Crashes Summary - Table (based on all available crash data) ToC										
	TOTAL	Last 6 months	7-12 months	13-18 months	19-24 months	25-30 months	30-36 months	37-41 months	42-48 months	Over 49 months
Total Reportable	0	0	0	0	0	0	0	0	0	0
Fatalities	0	0	0	0	0	0	0	0	0	0
Injuries	0	0	0	0	0	0	0	0	0	0
Tow Away	0	0	0	0	0	0	0	0	0	0
With Citations	0	0	0	0	0	0	0	0	0	0
Federal Recordable	0	0	0	0	0	0	0	0	0	0
Preventable	0	0	0	0	0	0	0	0	0	0
Crash per Pwr Unit	-	0.0%	0.0%	0.0%	0.0%	0.0%	0.0%	0.0%	0.0%	-

Inspection Summary ToC			
The following inspection information is based on results for 24 months prior to: 02/27/2025. Please note that the total inspections number is not necessarily the total of the vehicle, driver and hazmat inspections, as one inspection may have included any combination of the below inspections.			
Overall	Vehicle	Driver	Hazmat
(Please note that the total inspections number is not necessarily the total of the vehicle, driver and hazmat inspections, as one inspection may have included any combination of the below inspections) Total Inspections: 10 Total Out of Service: 0 Out of Service: 0% National Average: 21.33% Difference: -21.33%	Total Inspections: 4 Total Out of Service: 0 Out of Service: 0.00% National Average: 25.44% Difference: -25.44%	Total Inspections: 9 Total Out of Service: 0 Out of Service: 0.00% National Average: 6.78% Difference: -6.78%	Total Inspections: 0 Total Out of Service: 0 Out of Service: 0.00% National Average: 2.97% Difference: -2.97%

KPI: Inspection Viol OOS Rates by Cargo Group ToC								
Cargo Group	OVERALL		VEHICLE		DRIVER		HAZMAT	
	Average	Compared to Average	Average	Compared to Average	Average	Compared to Average	Average	Compared to Average
Bulk Goods	24.21%	Better	22.44%	Better	9.05%	Better	0.15%	Better
General Freight	28.67%	Better	25.03%	Better	12.50%	Better	0.21%	Better
Refrigerated	22.85%	Better	21.02%	Better	10.29%	Better	0.08%	Better
MAHAVIR EXPRESS LLC	0%		0%		0%		0%	

FHWA Registration Information: The following data on this Motor Carrier is from the Federal Hwy Administration (as of 12/2/2024)								
Docket Number	DOT Number	Company Name	DBA Name	Address	City	State	Country	ZIP Code
MC1165746	3516602	MAHAVIR EXPRESS LLC		642 FALLING ROCK CT	YUBA CITY	CA	US	95991
Phone Number	Fax Number	Mail Address	Mail City	Mail State	Mail Contry	Mail ZIP Code	Mail Phone Number	Mail Fax Number
(530)-822-6772		642 FALLING ROCK CT	YUBA CITY	CA	US	95991-8338		
Date of Last Change	Freight	Passenger	Household Goods	Active Authority	Pending Authority	Revocation Pending Authority		
12/2/2024	Y	N	N	/ Common /	/	/		



Insurance Required (as of 12/02/2024) ToC

Docket Number	Insurance Type	Insurance Required	Insurance on File
MC1165746	BIPD	\$750k	\$750k
MC1165746	Cargo	No	No
MC1165746	Bond	No	No

Active / Pending Insurance (as of 12/02/2024)

Docket Number	Form	Type	Insurance Carrier	Policy/Surety	Coverage From	Coverage To	Required	On File	Effective Date	Cancel Date
MC1165746	91X	BIPD/Primary	CANAL INSURANCE CO.	CT4612551120	\$0k	\$750k	\$750k	\$750k	12/02/2024	-

Insurance History (as of 12/02/2024)

Docket Number	Form	Type	Insurance Carrier	Policy/Surety	Coverage From	Coverage To	Effective Date From	Effective Date To
MC1165746	91X	BIPD/Primary	SECURITY NATIONAL INSURANCE CO.	SMC1796099	\$0k	\$750k	12/02/2023	12/02/2024 Cancelled
MC1165746	91X	BIPD/Primary	SECURITY NATIONAL INSURANCE CO.	SMC1796099	\$0k	\$750k	12/02/2022	12/02/2023 Cancelled
MC1165746	91X	BIPD/Primary	SECURITY NATIONAL INSURANCE CO.	SMC1796099	\$0k	\$750k	12/02/2021	12/02/2022 Cancelled
MC1165746	91X	BIPD/Primary	SECURITY NATIONAL INSURANCE CO.	SMC1796099	\$0k	\$750k	12/02/2020	12/02/2021 Cancelled
MC1165746	91X	BIPD/Primary	SECURITY NATIONAL INSURANCE CO.	SMC179609	\$0k	\$750k	12/02/2020	12/02/2020 Replaced

FHWA Authorities (as of 12/02/2024) ToC

Docket#	L&I Name	Active Authority	Inactive Authority	Pending Authority	Revocation Pending Authority	Freight	Passenger	Household Goods
MC1165746	MAHAVIR EXPRESS LLC	Common /				Yes	No	No

Authority History (as of 12/02/2024)

Docket Number	Sub	Auth Type	Original Action	Disposition
MC1165746		COMMON	INVOLUNTARY REVOCATION 11/5/2024 12:00:00 AM	DISCONTINUED REVOCATION 11/29/2024 12:00:00 AM
MC1165746		COMMON	INVOLUNTARY REVOCATION 11/6/2023 12:00:00 AM	DISCONTINUED REVOCATION 12/4/2023 12:00:00 AM
MC1165746		COMMON	INVOLUNTARY REVOCATION 11/7/2022 12:00:00 AM	DISCONTINUED REVOCATION 12/5/2022 12:00:00 AM
MC1165746		COMMON	INVOLUNTARY REVOCATION 11/5/2021 12:00:00 AM	DISCONTINUED REVOCATION 12/1/2021 12:00:00 AM
MC1165746		COMMON	GRANTED 12/10/2020 12:00:00 AM	

Severe Violations (i.e. those with >= 8 points) - Chart ToC

No Data

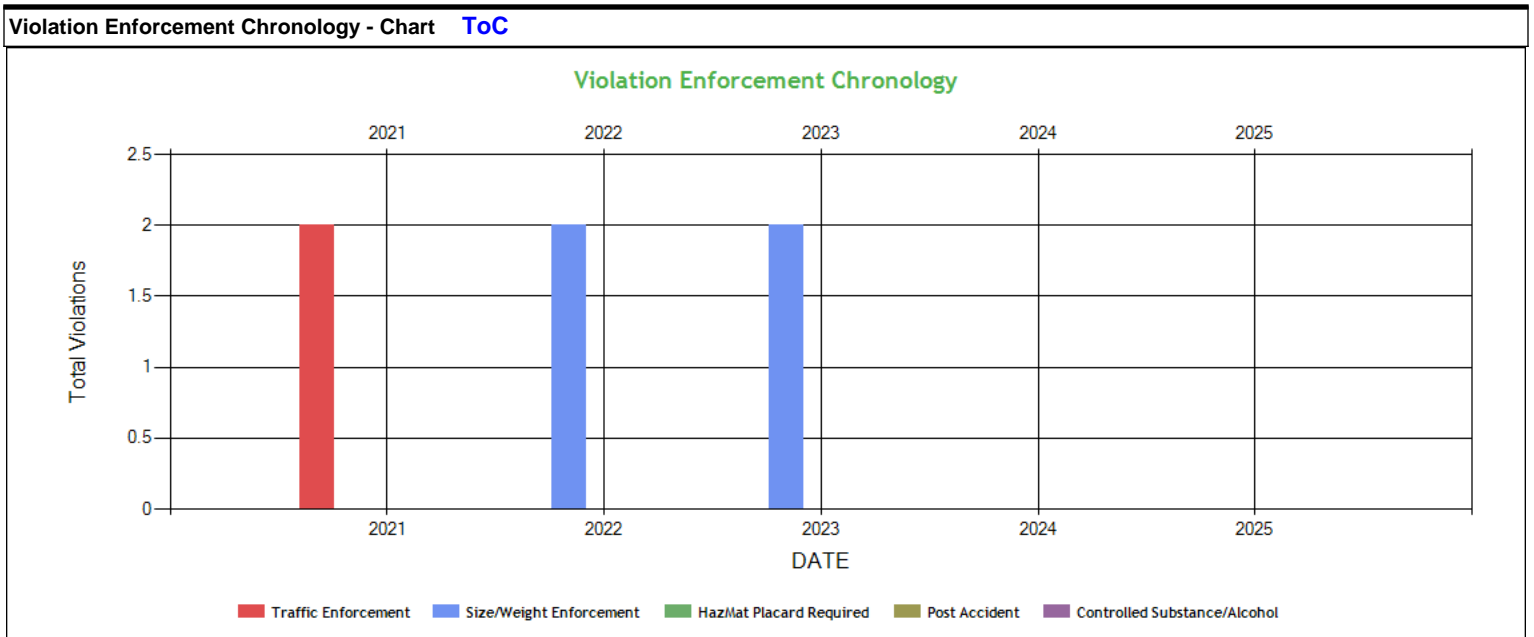


Severe Violations (i.e. those with >= 8 points) - Table

No Data

Violation Report ToC						
Inspection Date	Inspection State	BASIC	Violation Description	OOS	VIN	Severity Points
11/06/2023	CA	Hours-Of-Service	395.8E - False report of drivers record of duty status	No	3WKYD49X2LF410921	7
12/02/2022	CA	Unsafe Driving	392.2C - Failure to obey traffic control device	No	1XKYD49X2NJ484726	5
12/02/2022	CA	Unsafe Driving	392.2 - Operating a commercial motor vehicle not in accordance with the laws, ordinances, and regulations of the jurisdiction in which it is being operated - Unsafe Driving	No	1XKYD49X2NJ484726	0
10/10/2022	CA	-	392.2SLEWG1 - State/Local Laws - Excessive Weight - 1-2500 Lbs Over On Allowable Gross Weight.	No	1UYVS2539L2797616	0
09/15/2022	CA	-	392.2SLLS1 - State/Local Laws - Speeding 1-5 Miles Per Hour Over The Speed Limit	No	1XKYD49X2NJ484726	0
07/17/2021	OR	Hours-Of-Service	395.8 - Driver record of duty status (general/form and manner)	No	1XKYD49X2NJ484726	1
07/17/2021	OR	Hours-Of-Service	395.8E - False report of drivers record of duty status	Yes	1XKYD49X2NJ484726	7
07/17/2021	OR	Unsafe Driving	392.71A - Using or equipping a CMV with radar detector	No	1XKYD49X2NJ484726	5
06/28/2021	WA	Unsafe Driving	392.2C - Failure to obey traffic control device	No	1XKYD49X2NJ484726	5
No filters were applied when generating this report, see the live report for more options.						

Violation Summary ToC						
BASIC	Violation Group	Code	Description	# of Violations	# of OOS Violations	Severity Points
Hours-Of-Service (HOS) Compliance	False Log	395.8E	False report of drivers record of duty status	1	0	7
Vehicle Maintenance	Inspection Reports	396.17C	Operating a CMV without proof of a periodic inspection	1	0	4
No filters were applied when generating this report, see the live report for more options.						

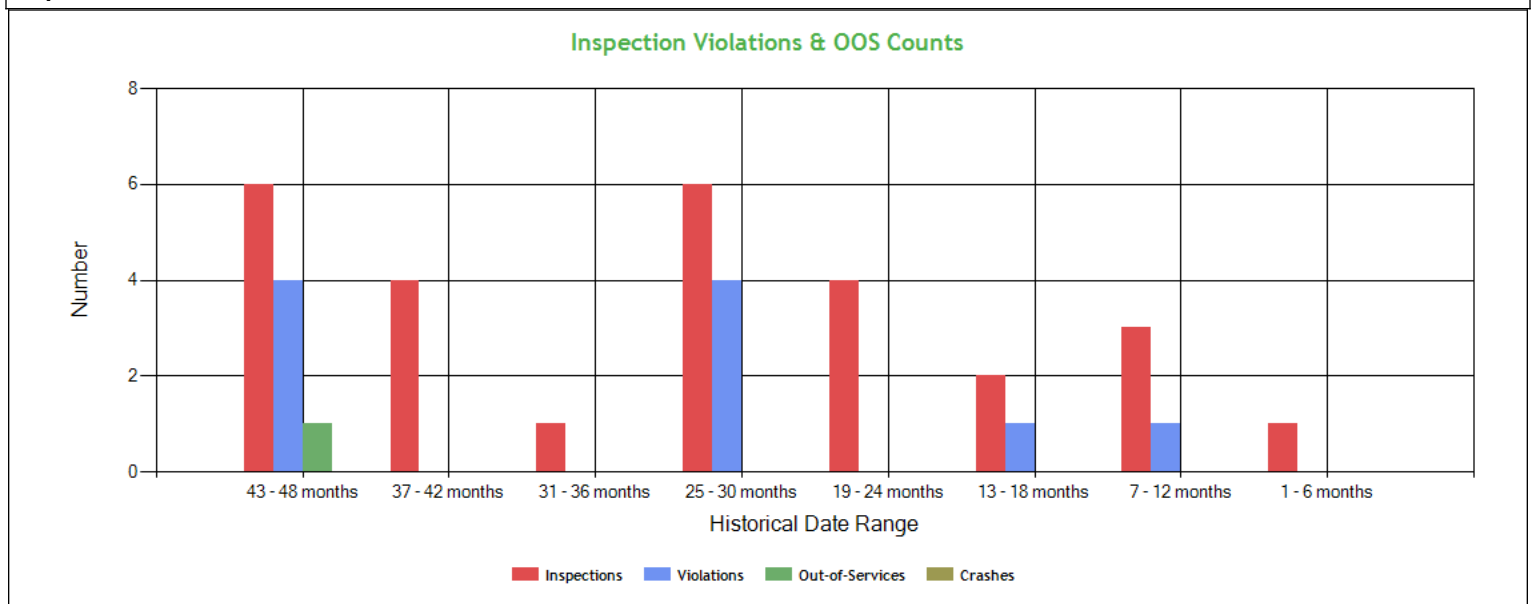




Violation Enforcement Chronology - Table ToC

	2021	2022	2023	2024	2025
Traffic Enforcement	2	0	0	0	0
Size/Weight Enforcement	0	2	2	0	0
HazMat Placard Required	0	0	0	0	0
Post Accident	0	0	0	0	0
Controlled Substance/Alcohol	0	0	0	0	0

Inspection Violations & OOS Counts - Chart ToC

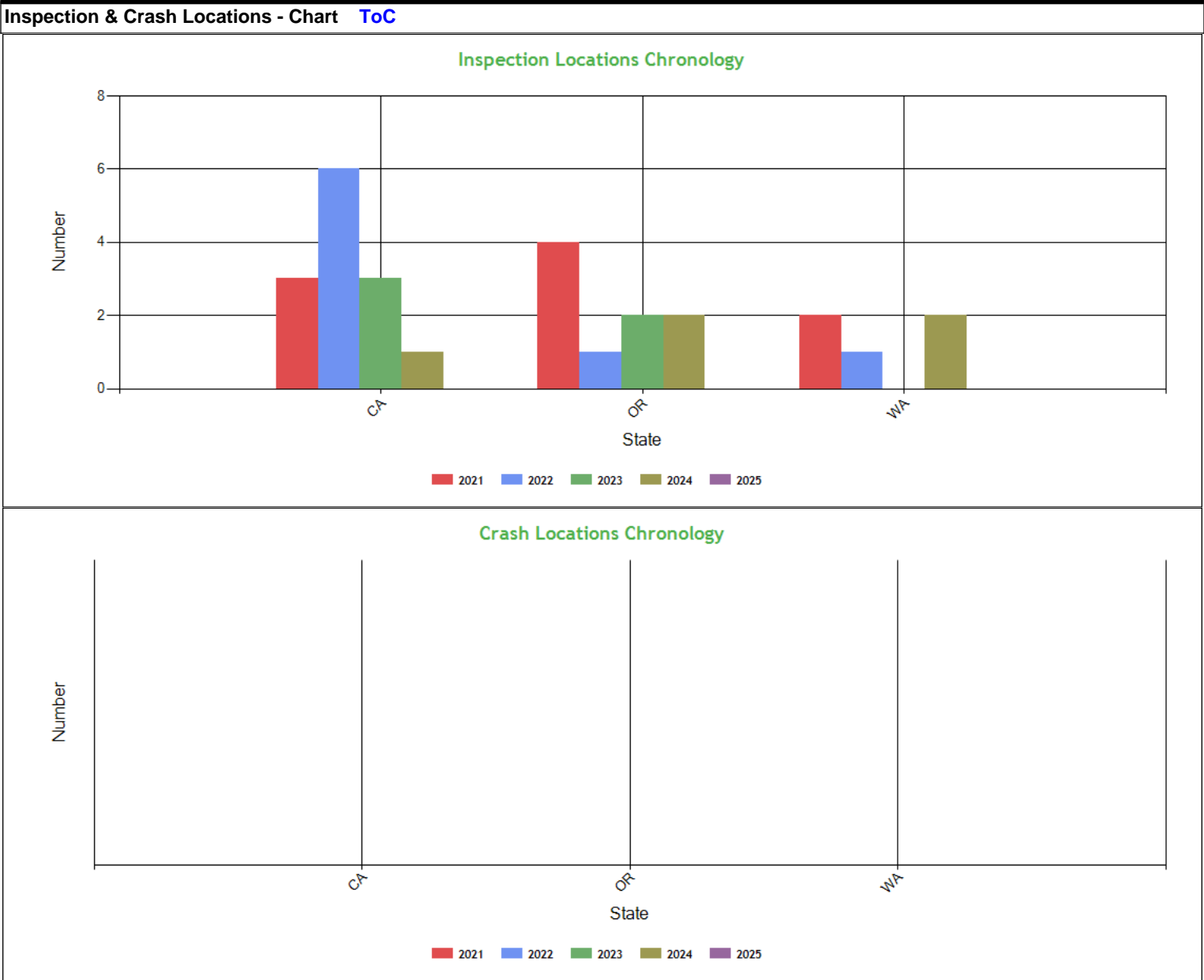


Inspection Violations & OOS Counts - Table ToC

Date Range	Inspections	Violations	Out-of-Services	Crashes
TOTAL	27	10	1	0
1 - 6 months	1	0	0	0
7 - 12 months	3	1	0	0
13 - 18 months	2	1	0	0
19 - 24 months	4	0	0	0
25 - 30 months	6	4	0	0
31 - 36 months	1	0	0	0
37 - 42 months	4	0	0	0
43 - 48 months	6	4	1	0



Radius of Operation (based on Inspections and Crashes during the past 3 years) ToC								
	Total	Drive between 0 and 50 miles radius	Drive between 51 and 200 miles radius	Drive between 201 and 300 miles radius	Drive between 301 and 400 miles radius	Drive between 401 and 500 miles radius	Drive between 501 and 600 miles radius	Drive beyond 600 miles radius
Power Units (i.e. unique VINs)	3	0	0	0	1	0	1	1
Percent	100%	0%	0%	0%	33.33%	0%	33.33%	33.33%





Inspection & Crash Locations - Table ToC

State	Inspections					Violations					Out-of-Services					Crashes				
	2021	2022	2023	2024	2025	2021	2022	2023	2024	2025	2021	2022	2023	2024	2025	2021	2022	2023	2024	2025
TOTAL	9	8	5	5	0	4	4	1	2	0	1	0	0	0	0	0	0	0	0	0
CA	3	6	3	1	0	0	4	1	0	0	0	0	0	0	0	0	0	0	0	0
OR	4	1	2	2	0	3	0	0	1	0	1	0	0	0	0	0	0	0	0	0
WA	2	1	0	2	0	1	0	0	1	0	0	0	0	0	0	0	0	0	0	0

Hot Spot Summary ToC

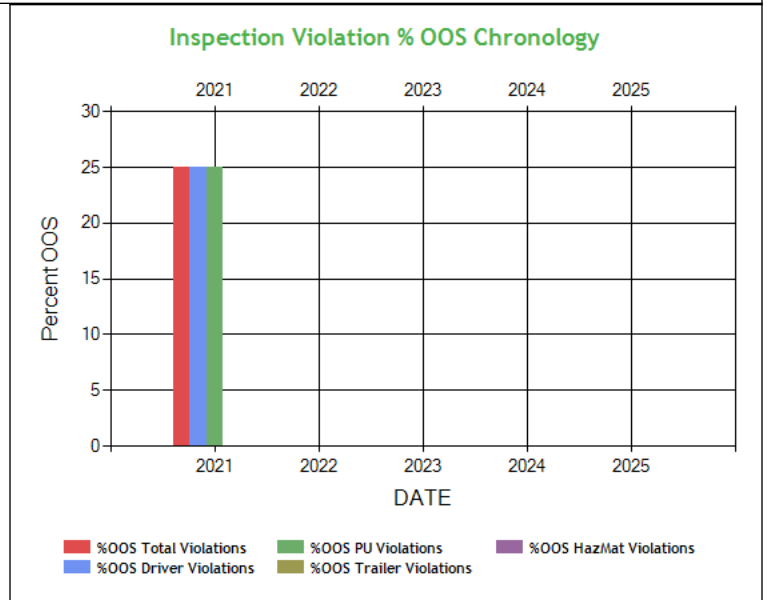
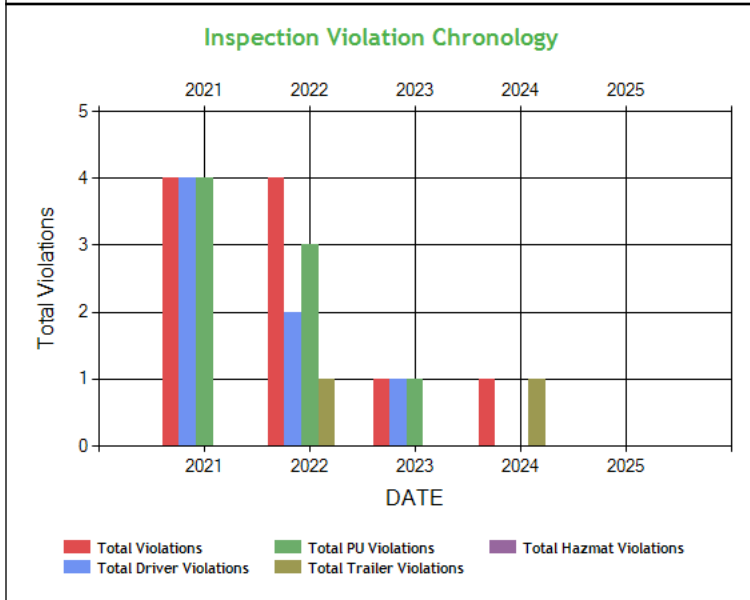
Year	Month	Level 5	Level 5 %	Level 4	Level 4 %	Level 3	Level 3 %	Level 2	Level 2 %	Level 1	Level 1 %	Level 0	Level 0 %	Levels 1 - 5	Levels 1 - 5 %
2024	December (Partial)	0	0.00%	0	0.00%	0	0.00%	0	0.00%	0	0.00%	1	25.00%	0	0.00%
2024	May	0	0.00%	0	0.00%	0	0.00%	1	25.00%	0	0.00%	0	0.00%	1	25.00%
2024	April	0	0.00%	0	0.00%	0	0.00%	0	0.00%	0	0.00%	1	25.00%	0	0.00%
2024	February	0	0.00%	0	0.00%	0	0.00%	0	0.00%	0	0.00%	1	25.00%	0	0.00%
Totals		0	0.00%	0	0.00%	0	0.00%	1	25.00%	0	0.00%	3	75.00%	1	25.00%

Hot Spot Analysis

State	County	Level	Count	Percentage
CA	Butte	2	1	25.00%

Report generated using the last 12 full months of inspection data

Inspection Violation % OOS Chronology - Chart ToC

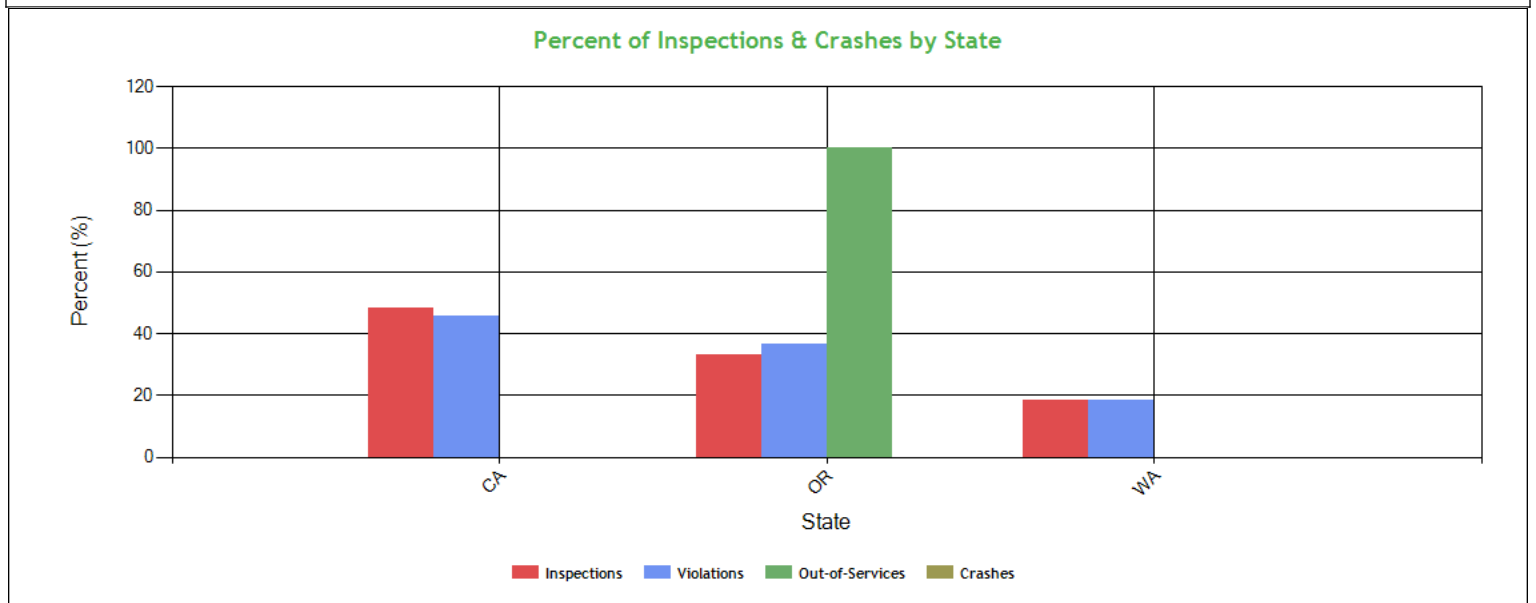




Inspection Violation % OOS Chronology - Table ToC

	2021	2022	2023	2024	2025
Total Violations	4	4	1	1	0
Total Out Of Services	1	0	0	0	0
%OOS Total Violations	25.00	0	0	0	0
Total Driver Violations	4	2	1	0	0
Total Driver Out Of Services	1	0	0	0	0
%OOS Driver Violations	25.00	0	0	0	0
Total PU Violations	4	3	1	0	0
Total PU Out Of Services	1	0	0	0	0
%OOS PU Violations	25.00	0	0	0	0
Total Trailer Violations	0	1	0	1	0
Total Trailer Out Of Services	0	0	0	0	0
%OOS Trailer Violations	0	0	0	0	0
Total Hazmat Violations	0	0	0	0	0
Total Hazmat Out Of Services	0	0	0	0	0
%OOS HazMat Violations	0	0	0	0	0

Percent of Insp & Crash by State - Chart ToC



Percent of Insp & Crash by State - Table (based on Inspection data from the last 4 years) ToC

State	Inspections		Violations		Out-of-Services		Crashes	
	Total	Percent	Total	Percent	Total	Percent	Total	Percent
	27	100	11	100	1	100	0	100
CA	13	48.1	5	45.5	0	0	0	0
OR	9	33.3	4	36.4	1	100	0	0
WA	5	18.5	2	18.2	0	0	0	0



VIN Insp Summary by State (based on inspection from the last 2 years) ToC

VIN	Insp	Viol Pts	Counts in each State					
			CA		OR		WA	
			Insp	Viol Pts	Insp	Viol Pts	Insp	Viol Pts
TOTALS	78/90*	26/30**	13	12	8	13	5	5
1XKYD49X2NJ484726	12	23	7	5	4	13	1	5
3WKYD49X2LF410921	11	7	5	7	2	0	4	0
1UYVS2530N2508920	3	0	2	0	0	0	1	0
1UYVS2534R2026313	3	0	1	0	1	0	1	0
1UYVS2539L2797616	3	0	3	0	0	0	0	0
1UYVS2539L2812602	3	0	2	0	0	0	1	0
3WKYB49X2LF410921	2	0	0	0	2	0	0	0
1UYVS2538GU399307	1	0	1	0	0	0	0	0
1UYVS253XGU571837	1	0	1	0	0	0	0	0

*<Total number of inspections for these 9 VIN(s)>/n<Total number of inspections for these 3 state(s)>

**<Total severity sum for these 9 VIN(s)>/n<Total severity sum for these 3 state(s)>

Violations By Unit Type ToC

of Violations: 1 Total Severity: 7 based on inspections in the last 2 years

Violation Unit: Driver	# of Violations: 1	Total Severity: 7	% of Total: 100%
Viol. Group: False Log	# of Violations: 1	Total Severity: 7	% of Total: 100%
Violation	Number of Occurrences	Viol. Severity	Total Severity
395.8E:False report of drivers record of duty status	1	7	7

Equipment Ownership ToC **Equipment Ownership** (based on MCS-150 dated 11/12/2024)

	Trucks	Tractors	Trailers	Motor Coaches	Vans
Owned	0	1	1	0	0
Term Leased	0	0	0	0	0
Trip Leased	0	0	0	0	0
Total No.	0	1	1	0	0

Equipment Details Power Units ToC

VIN	Latest Insp Date	Year	Make	Model	Body Class	Body Type	Axles	Len	Fuel Type
3WKYD49X2LF410921	05/01/2024	2020	KENWORTH	T680	Truck-Tractor	-	-	-	Diesel
1XKYD49X2NJ484726	04/13/2023	2022	KENWORTH	T680	Truck-Tractor	-	-	-	-

Equipment Details Trailers

VIN	Latest Insp Date	Year	Make	Model	Body Class	Body Type	Axles	Len	Fuel Type
1UYVS2534R2026313	12/14/2024	2024	UTILITY	Utility Trailer Manufacturer	Trailer	Van Trailer	2	53	Not Applicable
1UYVS2530N2508920	01/31/2024	2022	UTILITY	Utility Trailer Manufacturer	Trailer	Van Trailer	2	53	Not Applicable
1UYVS2538GU399307	04/13/2023	2016	UTILITY	Utility Trailer Manufacturer	Trailer	Van Trailer	2	53	-
1UYVS2539L2797616	10/12/2022	2020	UTILITY	Utility Trailer Manufacturer	Trailer	Van Trailer	2	53	-
1UYVS2539L2812602	11/18/2021	2020	UTILITY	Utility Trailer Manufacturer	Trailer	Van Trailer	2	53	-
1UYVS253XGU571837	07/23/2021	2016	UTILITY	Utility Trailer Manufacturer	Trailer	Van Trailer	2	53	-
1JJV532D0LL173410	06/28/2021	2020	WABASH NATIONAL	Dry Van Duraplate	Trailer	Van Trailer	2	53	-



Vehicle Age [ToC](#)

Year	# Power Units	PU Percentage	# Trailers	Trailres Percentage
2024	0	0.00%	1	33.33%
2022	1	50.00%	1	33.33%
2020	1	50.00%	0	0.00%
2016	0	0.00%	1	33.33%

Based on 24 months of inspection data, see the live report for more options

States of Power Unit Registrations [ToC](#)

State	CA	OR	WA
Number of Power Units	2	3	2

Equipment Acquisitions - Table [ToC](#)

	Power Units inspected for 1st time in past 12 months	Power Units inspected for 1st time in past 24 months	Power Units inspected during entire date range	Trailers inspected for 1st time in past 12 months	Trailers inspected for 1st time in past 24 months	Trailers inspected during entire date range
Unique VINs	2	3	3	1	3	7
Unique License Plates	2	3	3	1	3	7
License Plate States	1	1	1	1	1	2

Driver Details [ToC](#) **Driver Details** (based on MCS-150 dated 11/12/2024)

	Within 100 mi	Beyond 100 mi	TOTAL
# Drivers Interstate	0	1	1
# Drivers Intrastate	0	0	0
TOTAL	0	1	/

Avg. # Trip Lease Drivers/Mo: 0 # Drivers Grand Total: 1 # Drivers Commercially Licensed: 1

Shared VIN Summary [ToC](#)

Dot No	Company Name	City	State	PU Owned	PU Leased	Trailers Owned	Trailers Leased	VIN	Unit Type	Most recent Insp Date
3516682	ALNAN TRANSPORT LLC	DALLAS	TX	1	0	0	0	3WKYD49X2LF410921	Power Unit	10/2021

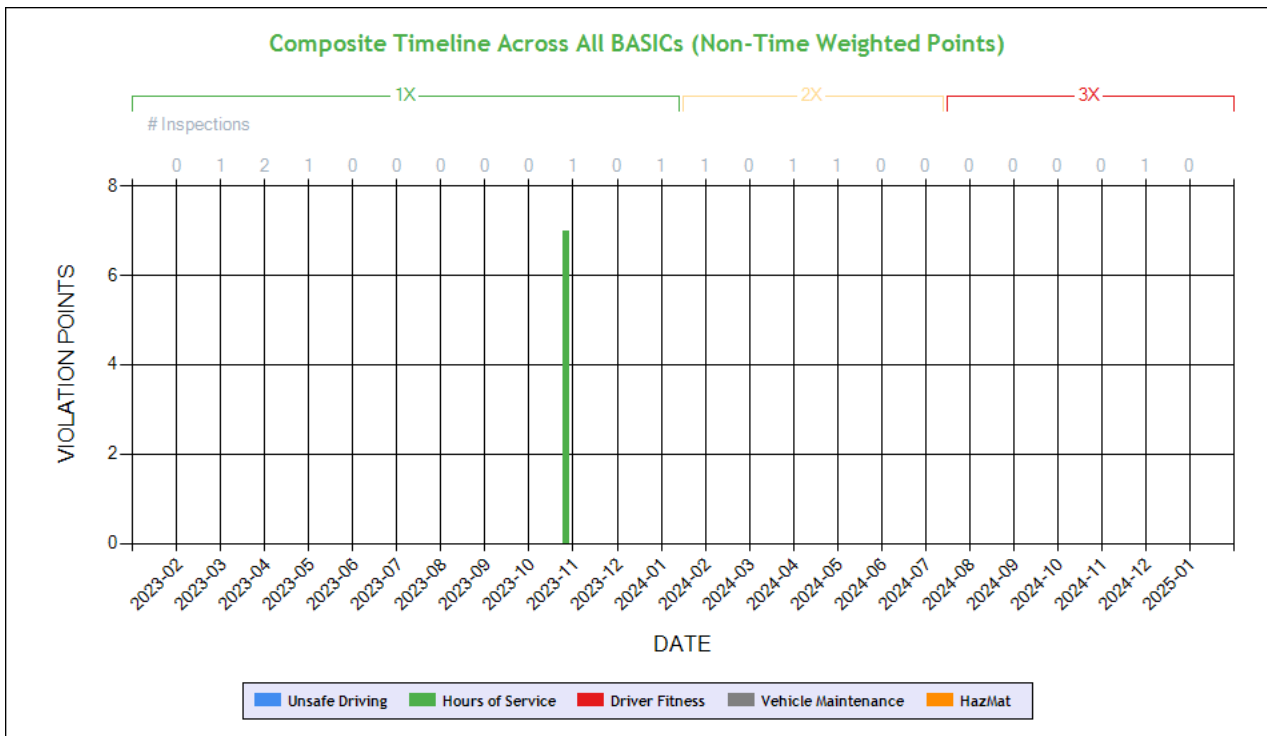


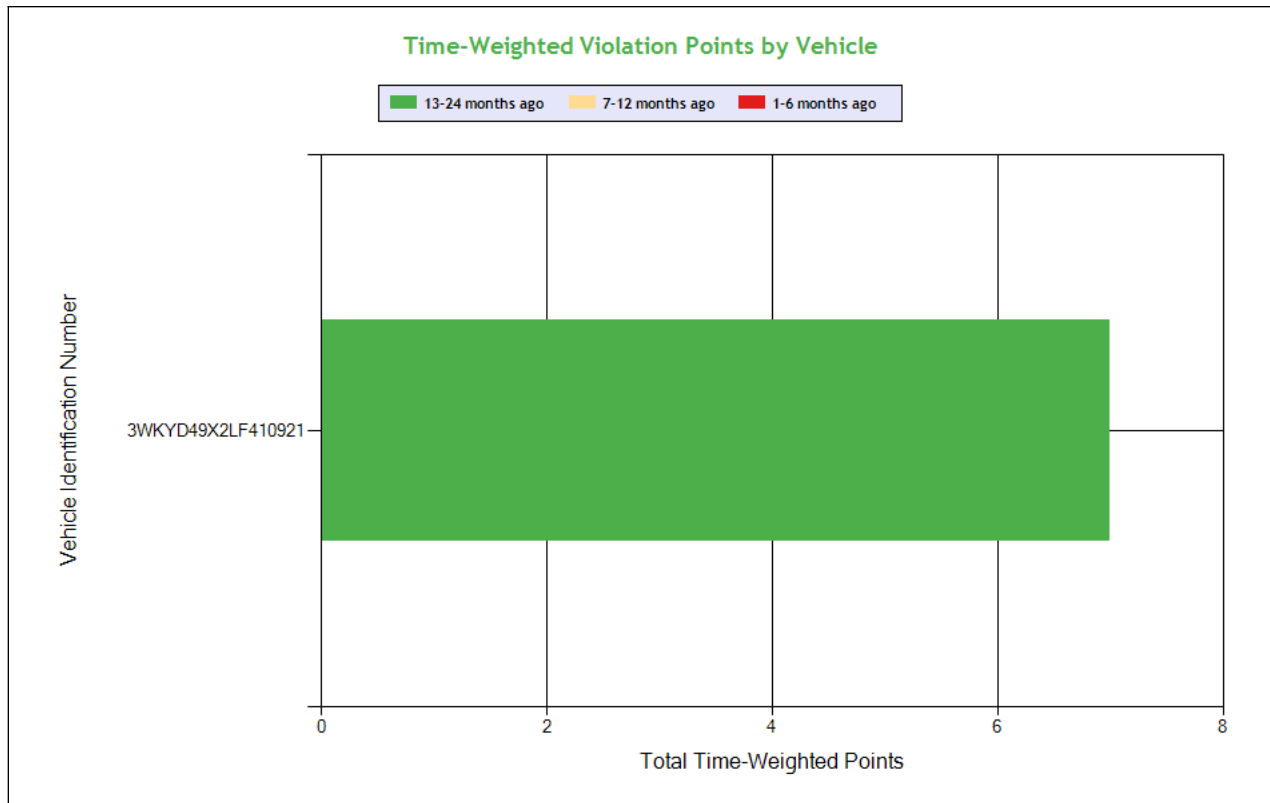
SHIPPERS DETAIL **ToC** based on Inspection results for the last 4 years

Shipper Name	Number of Inspections	Shipper Name	Number of Inspections
No Shipper listed	13	CG ROXANE	1
COCA-COLA	1	DREISBASH	1
ECOLAB	1	GENERAL MILLS OPERATIONS LLC	1
GRIMMWAY	1	GRIMMWAY FARMS	1
HMC	1	NATIONAL FROZEN FOODS	1
PORTLAND BOTTLING COMPANY	1	RESERS	1
RESERS FINE FOODS	1	SUNSWEET	1
WASHINGTON LETTUCE & VEG. CO., INC.	1		



Carrier Underwriting Report Safety Summary ToC





See the Excel file for the complete analysis

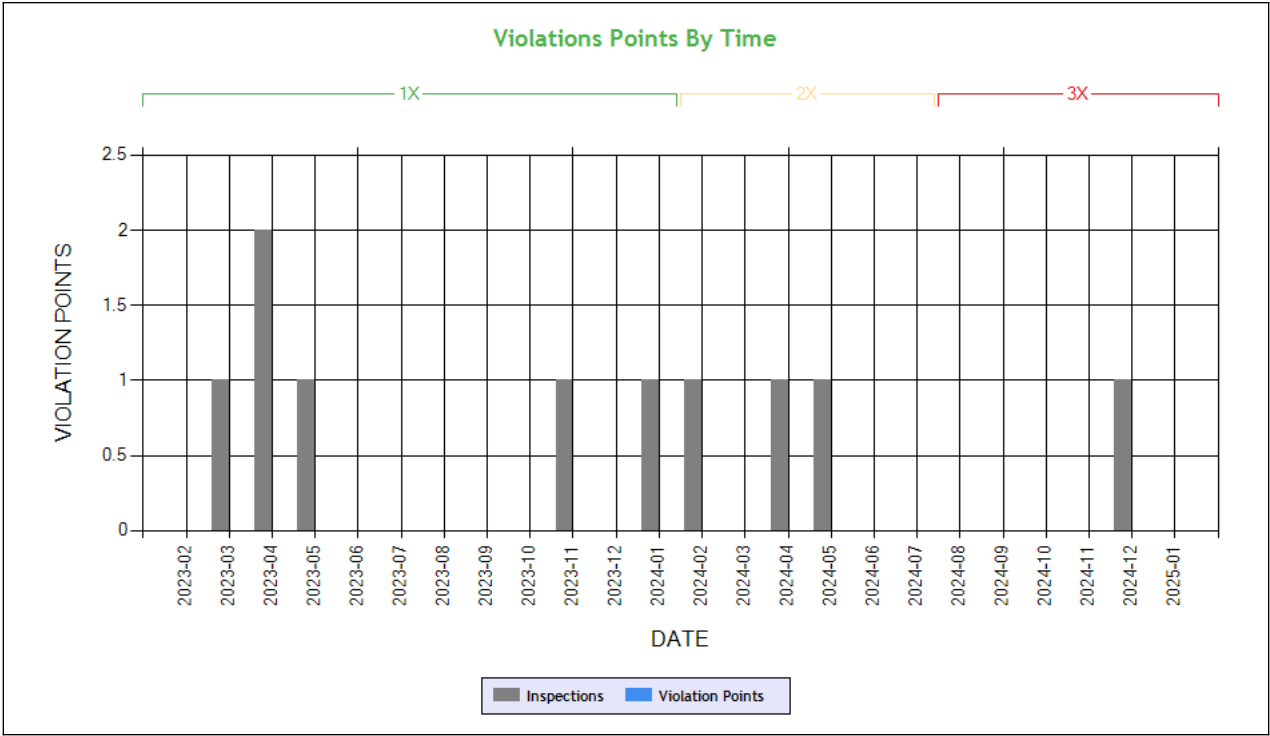
Violations is in (1-6/7-12/13-24mo)

Shaded = Out Of Service Violation			
Violation Group			False Log
Violation Description	Total Time-weighted Points by VIN	% of Total Time-weighted Points by VIN	False report of drivers record of duty status
Driver Resp			Yes
Total Time-weighted Points			7
% Total Time-Wt Pts			100
3WKYD49X2LF410921	7	100	7 (0/0/1)



SAFETY ANALYSIS ToC

Unsafe Driving

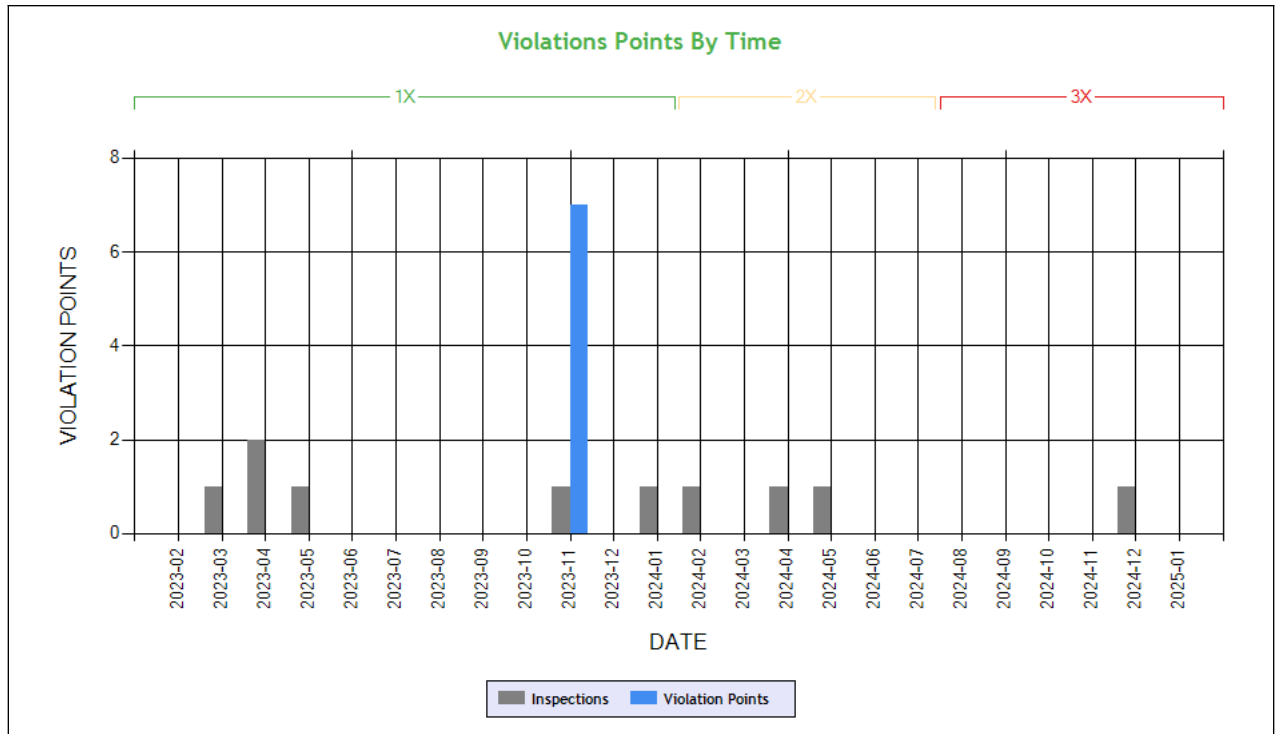


Time-Weighted Violation Points - no data available to draw a chart
Time-Weighted Severity Points by Vehicle - no data available to draw a chart

See the Excel file for the complete analysis # Violations is in (1-6/7-12/13-24mo)

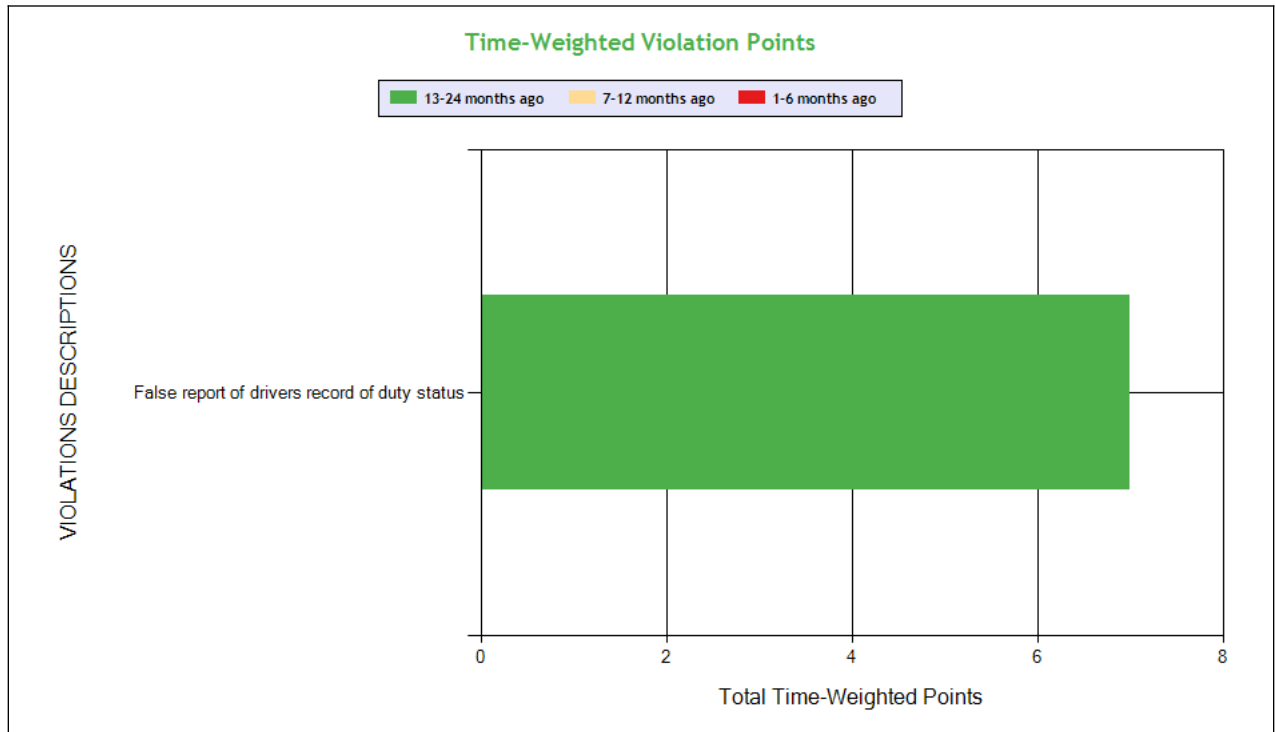
Shaded = Out Of Service Violation		
Violation Group		
Violation Description	Total Time-weighted Points by VIN	% of Total Time-weighted Points by VIN
Driver Resp		
Total Time-weighted Points		
% Total Time-Wt Pts		

HOS Compliance



Carrier Software
 1-800-646-5152
 info@CarrierSoftware.com

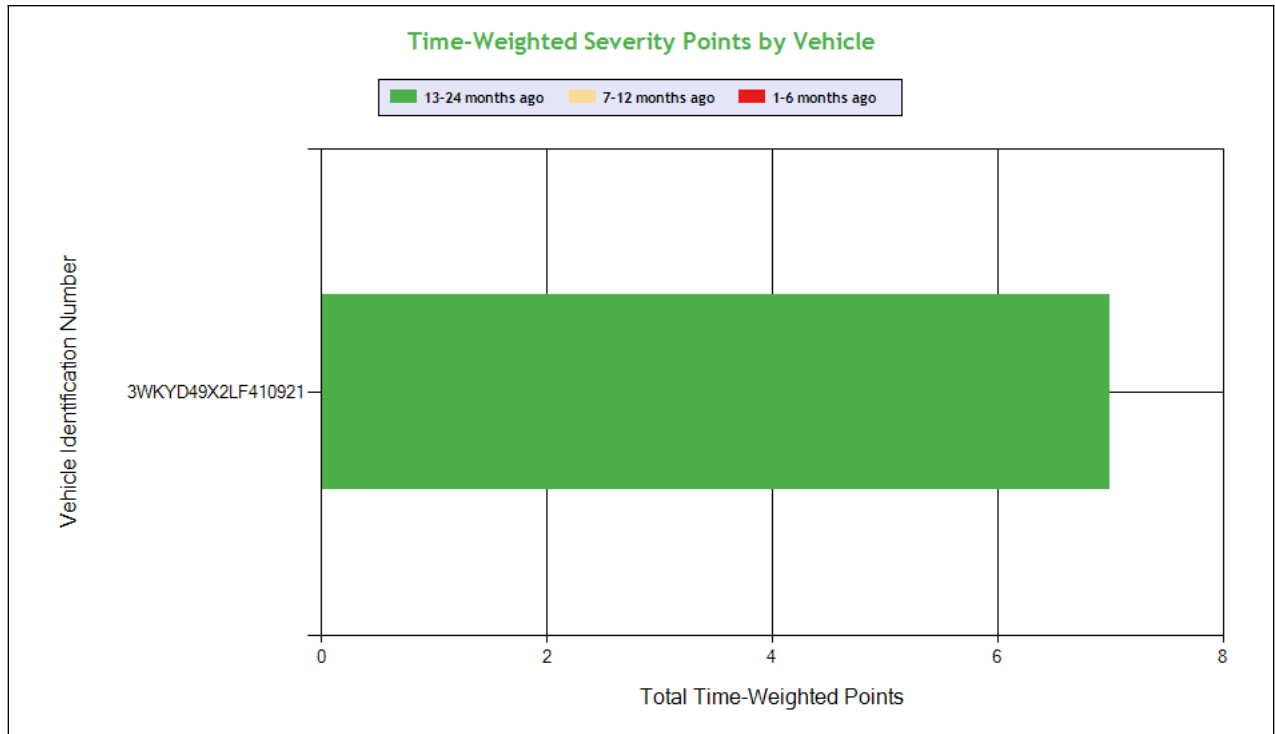
CONFIDENTIAL - Intended for use by Amerigo Insurance Agency - Date: 2/28/2025
MAHAVIR EXPRESS LLC - DOT# 3516602 / MC1165746



See the Excel file for the complete analysis

Violations is in (1-6/7-12/13-24mo)

Shaded = Out Of Service Violation



Carrier Software
 1-800-646-5152
 info@CarrierSoftware.com

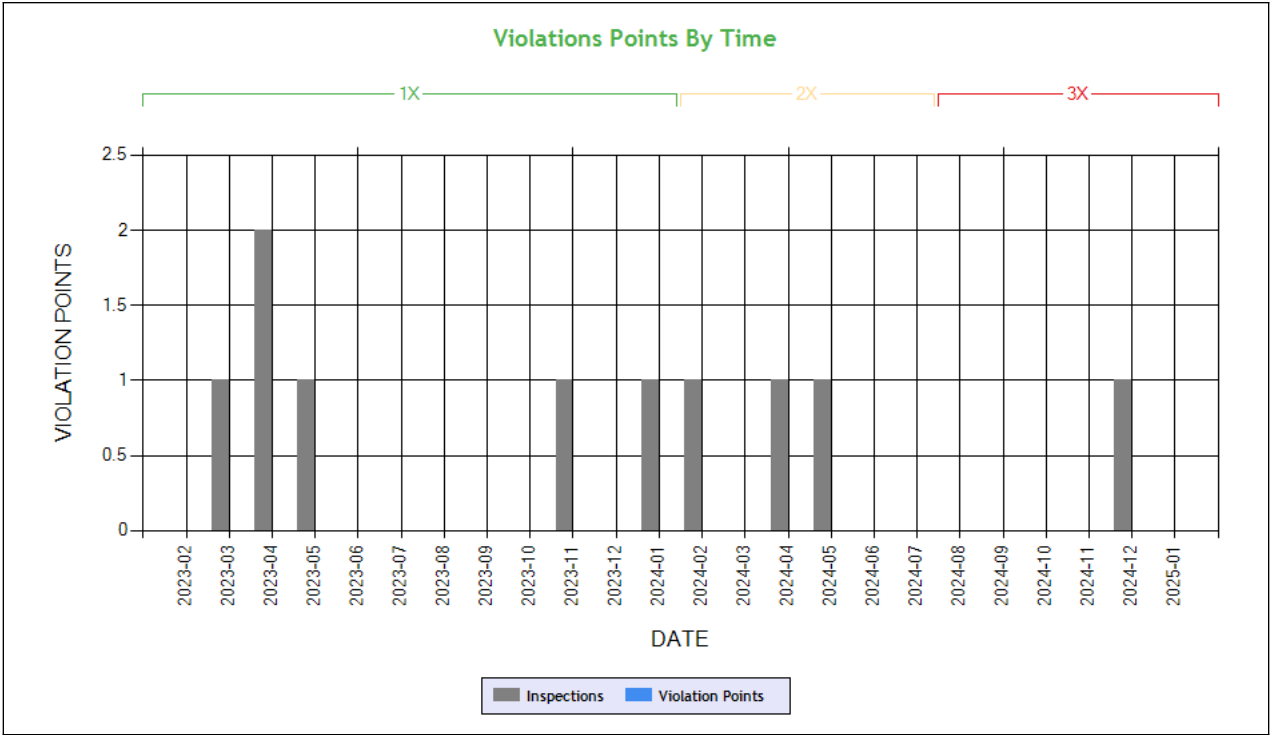
CONFIDENTIAL - Intended for use by Amerigo Insurance Agency - Date: 2/28/2025

MAHAVIR EXPRESS LLC - DOT# 3516602 / MC1165746

Violation Group			False Log
Violation Description	Total Time-weighted Points by VIN	% of Total Time-weighted Points by VIN	False report of drivers record of duty status
Driver Resp			Yes
Total Time-weighted Points			7
% Total Time-Wt Pts			100
3WKYD49X2LF410921	7	100	7 (0/0/1)



Driver Fitness



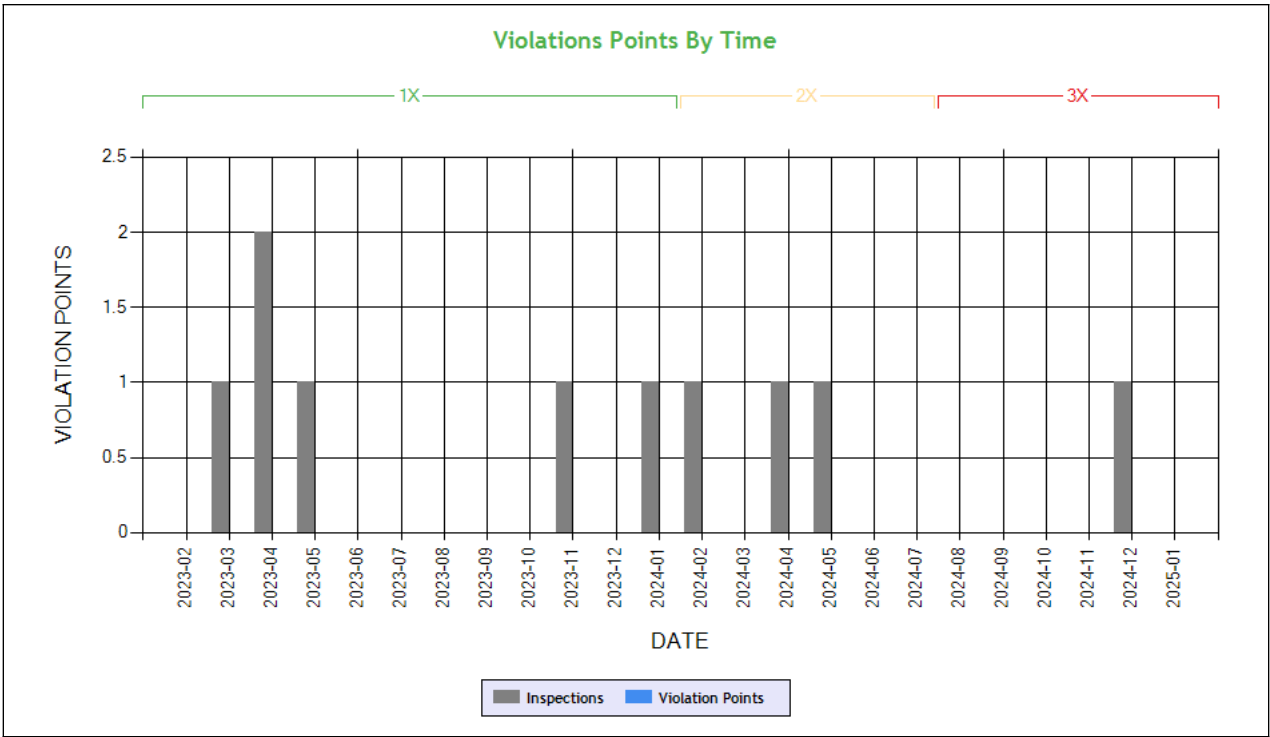
Time-Weighted Violation Points - no data available to draw a chart
Time-Weighted Severity Points by Vehicle - no data available to draw a chart

See the Excel file for the complete analysis # Violations is in (1-6/7-12/13-24mo)

Shaded = Out Of Service Violation		
Violation Group		
Violation Description	Total Time-weighted Points by VIN	% of Total Time-weighted Points by VIN
Driver Resp		
Total Time-weighted Points		
% Total Time-Wt Pts		



Vehicle Maintenance



Time-Weighted Violation Points - no data available to draw a chart
Time-Weighted Severity Points by Vehicle - no data available to draw a chart

See the Excel file for the complete analysis # Violations is in (1-6/7-12/13-24mo)

Shaded = Out Of Service Violation		
Violation Group		
Violation Description	Total Time-weighted Points by VIN	% of Total Time-weighted Points by VIN
Driver Resp		
Total Time-weighted Points		
% Total Time-Wt Pts		

COLOR CODED CRASH TABLE ToC

No crashes have been reported by the DOT on this Motor Carrier



LEGEND
Vehicle Information
Inspection for DOT # being analyzed
Inspection for Different DOT #
Crash Information for specific VIN

INSPECTIONS WITH SHARED EQUIPMENT: **ToC** This section only contains inspection data on VINs where the vehicle was inspected under the DOT number being analyzed, then a different DOT number and then subsequently under the DOT number being analyzed.

POWER UNIT Inspections Section

VIN: 3WKYD49X2LF410921				Unit: Truck Tractor		Year: 2020	Make: KENWORTH	
DOT No: 3516602		Docket No: MC1165746		Name: MAHAVIR EXPRESS LLC			Interstate: Yes	
Date	Unit License	Unit Lic State	Violation Unit	Violation Description		Severity	OOS	Citation
05/01/2024	XP78095	CA	-	-		-	-	-
02/19/2024	XP78095	CA	-	-		-	-	-
01/31/2024	XP78095	CA	D	392.2SLL		0	No	
11/06/2023	XP78095	CA	D	395.8E - False report of drivers record of duty status		7	No	
04/25/2023	XP78095	CA	-	-		-	-	-
09/12/2022	XP78095	CA	-	-		-	-	-
08/25/2022	XP78095	CA	-	-		-	-	-
11/18/2021	XP78095	CA	-	-		-	-	-
DOT No: 3516682		Docket No: MC1165802		Name: ALNAN TRANSPORT LLC			Interstate: Yes	
Date	Unit License	Unit Lic State	Violation Unit	Violation Description		Severity	OOS	Citation
10/04/2021	XP78095	CA	-	-		-	-	-
DOT No: 3516602		Docket No: MC1165746		Name: MAHAVIR EXPRESS LLC			Interstate: Yes	
Date	Unit License	Unit Lic State	Violation Unit	Violation Description		Severity	OOS	Citation
07/27/2021	XP78095	CA	-	-		-	-	-
06/28/2021	XP78095	CA	-	-		-	-	-
04/26/2021	XP78095	CA	-	-		-	-	-

TRAILER Inspections Section

No data



LEGEND

Vehicle Information

Inspection for DOT # being analyzed

Inspection for Different DOT #

Crash Information for specific VIN

INSPECTION DETAILS for ALL Inspections

PDF shows the first 100 Power Unit & Trailer VINs with most recent inspections using data from the last 4 years

POWER UNIT Inspections Section

VIN: 3WKYB49X2LF410921				Unit: Truck Tractor	Year: 2020	Make: KENWORTH	
DOT No: 3516602		Docket No: MC1165746		Name: MAHAVIR EXPRESS LLC		Interstate: Yes	
Date	Unit License	Unit Lic State	Violation Unit	Violation Description	Severity	OOS	Citation
12/14/2024	XP78095	CA	-	-	-	-	-
04/03/2024	XP78095	CA	-	-	-	-	-
05/25/2023	XP78095	CA	-	-	-	-	-

VIN: 3WKYD49X2LF410921				Unit: Truck Tractor	Year: 2020	Make: KENWORTH	
DOT No: 3516602		Docket No: MC1165746		Name: MAHAVIR EXPRESS LLC		Interstate: Yes	
Date	Unit License	Unit Lic State	Violation Unit	Violation Description	Severity	OOS	Citation
05/01/2024	XP78095	CA	-	-	-	-	-
02/19/2024	XP78095	CA	-	-	-	-	-
01/31/2024	XP78095	CA	D	392.2SLL	0	No	
11/06/2023	XP78095	CA	D	395.8E - False report of drivers record of duty status	7	No	
04/25/2023	XP78095	CA	-	-	-	-	-
09/12/2022	XP78095	CA	-	-	-	-	-
08/25/2022	XP78095	CA	-	-	-	-	-
11/18/2021	XP78095	CA	-	-	-	-	-

DOT No: 3516682		Docket No: MC1165802		Name: ALNAN TRANSPORT LLC		Interstate: Yes	
Date	Unit License	Unit Lic State	Violation Unit	Violation Description	Severity	OOS	Citation
10/04/2021	XP78095	CA	-	-	-	-	-

DOT No: 3516602		Docket No: MC1165746		Name: MAHAVIR EXPRESS LLC		Interstate: Yes	
Date	Unit License	Unit Lic State	Violation Unit	Violation Description	Severity	OOS	Citation
07/27/2021	XP78095	CA	-	-	-	-	-
06/28/2021	XP78095	CA	-	-	-	-	-
04/26/2021	XP78095	CA	-	-	-	-	-

VIN: 1XKYD49X2NJ484726				Unit: Truck Tractor	Year: 2022	Make: KENWORTH	
DOT No: 3644486		Docket No: MC1253715		Name: K&M BROS INC		Interstate: Yes	



Date	Unit License	Unit Lic State	Violation Unit	Violation Description	Severity	OOS	Citation
01/04/2025	YP20998	CA	1	395.34A1ELDDFN - HOS (ELD) - DRIVER FAILED TO NOTE THE MALFUNCTION OF THE ELD AND PROVIDE WRITTEN NOTICE OF THE MALFUNCTION TO THE MOTOR CARRIER WITHIN 24 HOURS	5	No	
11/23/2024	YP20998	CA	D	392.2SLLTCD - STATE/LOCAL LAWS - FAILED TO OBEY A TRAFFIC CONTROL DEVICE - PERMANENT OR TEMPORARY - E.G. SAFETY OFFICIAL SIGNAL SIGN LIGHT LANE MARKING OTHER.	5	No	7NL70038J
11/23/2024	YP20998	CA	D	395.8EHOSPD - HOS (PROPERTY) - NO DRIVER MAY MAKE A FALSE REPORT IN CONNECTION WITH A DUTY STATUS. EXPLAIN:	7	Yes	
11/11/2024	YP20998	CA	-	-	-	-	-
06/10/2024	YP20998	CA	-	-	-	-	-
DOT No: 3516602		Docket No: MC1165746		Name: MAHAVIR EXPRESS LLC		Interstate: Yes	
Date	Unit License	Unit Lic State	Violation Unit	Violation Description	Severity	OOS	Citation
04/13/2023	YP20998	CA	-	-	-	-	-
03/01/2023	YP20998	CA	-	-	-	-	-
12/02/2022	YP20998	CA	1	392.2 - Operating a commercial motor vehicle not in accordance with the laws, ordinances, and regulations of the jurisdiction in which it is being operated - Unsafe Driving	0	No	
12/02/2022	YP20998	CA	D	392.2C - Failure to obey traffic control device	5	No	
10/12/2022	YP20998	CA	-	-	-	-	-
10/10/2022	YP20998	CA	-	-	-	-	-
09/15/2022	YP20998	CA	D	392.2SLLS1 - State/Local Laws - Speeding 1-5 Miles Per Hour Over The Speed Limit	0	No	LU39849
04/26/2022	YP20998	CA	-	-	-	-	-
01/27/2022	YP20998	CA	-	-	-	-	-
11/05/2021	YP20998	CA	-	-	-	-	-
09/25/2021	YP20998	CA	-	-	-	-	-
07/23/2021	YP20998	CA	-	-	-	-	-
07/17/2021	YP20998	CA	D	392.71A - Using or equipping a CMV with radar detector	5	No	
07/17/2021	YP20998	CA	D	395.8 - Driver record of duty status (general/form and manner)	1	No	
07/17/2021	YP20998	CA	D	395.8E - False report of drivers record of duty status	7	Yes	CE433102
06/28/2021	YP20998	CA	D	392.2C - Failure to obey traffic control device	5	No	

TRAILER Inspections Section

VIN: 3WKYB49X2LF410921		Unit: Truck Tractor		Year: 2020	Make: KENWORTH		
DOT No: 3516602		Docket No: MC1165746		Name: MAHAVIR EXPRESS LLC		Interstate: Yes	
Date	Unit License	Unit Lic State	Violation Unit	Violation Description	Severity	OOS	Citation
12/14/2024	XP78095	CA	-	-	-	-	-
04/03/2024	XP78095	CA	-	-	-	-	-
05/25/2023	XP78095	CA	-	-	-	-	-

VIN: 3WKYD49X2LF410921		Unit: Truck Tractor		Year: 2020	Make: KENWORTH		
DOT No: 3516602		Docket No: MC1165746		Name: MAHAVIR EXPRESS LLC		Interstate: Yes	
Date	Unit License	Unit Lic State	Violation Unit	Violation Description	Severity	OOS	Citation
05/01/2024	XP78095	CA	-	-	-	-	-
02/19/2024	XP78095	CA	-	-	-	-	-
01/31/2024	XP78095	CA	D	392.2SLL	0	No	
11/06/2023	XP78095	CA	D	395.8E - False report of drivers record of duty status	7	No	
04/25/2023	XP78095	CA	-	-	-	-	-
09/12/2022	XP78095	CA	-	-	-	-	-
08/25/2022	XP78095	CA	-	-	-	-	-
11/18/2021	XP78095	CA	-	-	-	-	-
DOT No: 3516682		Docket No: MC1165802		Name: ALNAN TRANSPORT LLC		Interstate: Yes	



Date	Unit License	Unit Lic State	Violation Unit	Violation Description	Severity	OOS	Citation
10/04/2021	XP78095	CA	-	-	-	-	-
DOT No: 3516602		Docket No: MC1165746		Name: MAHAVIR EXPRESS LLC		Interstate: Yes	
Date	Unit License	Unit Lic State	Violation Unit	Violation Description	Severity	OOS	Citation
07/27/2021	XP78095	CA	-	-	-	-	-
06/28/2021	XP78095	CA	-	-	-	-	-
04/26/2021	XP78095	CA	-	-	-	-	-

VIN: 1XKYD49X2NJ484726		Unit: Truck Tractor		Year: 2022	Make: KENWORTH		
DOT No: 3644486		Docket No: MC1253715		Name: K&M BROS INC		Interstate: Yes	
Date	Unit License	Unit Lic State	Violation Unit	Violation Description	Severity	OOS	Citation
01/04/2025	YP20998	CA	1	395.34A1ELDDFN - HOS (ELD) - DRIVER FAILED TO NOTE THE MALFUNCTION OF THE ELD AND PROVIDE WRITTEN NOTICE OF THE MALFUNCTION TO THE MOTOR CARRIER WITHIN 24 HOURS	5	No	
11/23/2024	YP20998	CA	D	392.2SLLTCD - STATE/LOCAL LAWS - FAILED TO OBEY A TRAFFIC CONTROL DEVICE - PERMANENT OR TEMPORARY - E.G. SAFETY OFFICIAL SIGNAL SIGN LIGHT LANE MARKING OTHER.	5	No	7NL70038J
11/23/2024	YP20998	CA	D	395.8EHOSPD - HOS (PROPERTY) - NO DRIVER MAY MAKE A FALSE REPORT IN CONNECTION WITH A DUTY STATUS. EXPLAIN:	7	Yes	
11/11/2024	YP20998	CA	-	-	-	-	-
06/10/2024	YP20998	CA	-	-	-	-	-
DOT No: 3516602		Docket No: MC1165746		Name: MAHAVIR EXPRESS LLC		Interstate: Yes	
Date	Unit License	Unit Lic State	Violation Unit	Violation Description	Severity	OOS	Citation
04/13/2023	YP20998	CA	-	-	-	-	-
03/01/2023	YP20998	CA	-	-	-	-	-
12/02/2022	YP20998	CA	1	392.2 - Operating a commercial motor vehicle not in accordance with the laws, ordinances, and regulations of the jurisdiction in which it is being operated - Unsafe Driving	0	No	
12/02/2022	YP20998	CA	D	392.2C - Failure to obey traffic control device	5	No	
10/12/2022	YP20998	CA	-	-	-	-	-
10/10/2022	YP20998	CA	-	-	-	-	-
09/15/2022	YP20998	CA	D	392.2SLLS1 - State/Local Laws - Speeding 1-5 Miles Per Hour Over The Speed Limit	0	No	LU39849
04/26/2022	YP20998	CA	-	-	-	-	-
01/27/2022	YP20998	CA	-	-	-	-	-
11/05/2021	YP20998	CA	-	-	-	-	-
09/25/2021	YP20998	CA	-	-	-	-	-
07/23/2021	YP20998	CA	-	-	-	-	-
07/17/2021	YP20998	CA	D	392.71A - Using or equipping a CMV with radar detector	5	No	
07/17/2021	YP20998	CA	D	395.8 - Driver record of duty status (general/form and manner)	1	No	
07/17/2021	YP20998	CA	D	395.8E - False report of drivers record of duty status	7	Yes	CE433102
06/28/2021	YP20998	CA	D	392.2C - Failure to obey traffic control device	5	No	

Inspection Summary By Month (based on inspections from the last 4 years) ToC						
Year-Month	Number of Inspections	Number of Power Units	Total Violations	Total OOS Inspections	Total Severity Points	Number of Crashes
2024-12	1	1	0	0	0	0
2024-05	1	1	0	0	0	0
2024-04	1	1	1	0	4	0
2024-02	1	1	0	0	0	0
2024-01	1	1	1	0	0	0
2023-11	1	1	1	0	7	0
2023-05	1	1	0	0	0	0
2023-04	2	2	0	0	0	0
2023-03	1	1	0	0	0	0
2022-12	1	1	2	0	5	0
2022-10	2	2	1	0	0	0
2022-09	2	2	1	0	0	0



2022-08	1	1	0	0	0	0
2022-04	1	1	0	0	0	0
2022-01	1	1	0	0	0	0
2021-11	2	2	0	0	0	0
2021-09	1	1	0	0	0	0
2021-07	3	3	4	1	13	0
2021-06	2	2	1	0	5	0
2021-04	1	1	0	0	0	0

Note: The most recent month's counts may not include all the inspections for that month.

VIN Inspection Violation Details ToC									
# of VINs: 4 # of Insp: 9 Severity Weight: 41 Avg. Weight/VIN: 4.6 (based on inspections in the last 4 years, showing top 50 VINs inspected most recently)									
VIN 3WKYB49X2LF410921		# of Inspections: 1		Total Severity: 4		Percentage of Total: 9.76%		Avg. Weight Per Inspection: 4.0	
Inspection Date	Inspection ID	Inspection State	Location Description	Total Severity	# of Violations	Shipper Name	Inspection Level	Post Accident	Out of Service
04/03/2024	81269177	OR	WOODBURN POE	4	1		2	No	No
BASIC		Unit Type		Severity		Description		Out of Service	
Vehicle Maintenance		Truck Tractor		4		396.17C:Operating a CMV without proof of a periodic inspec		No	
VIN 1UYVS2530N2508920		# of Inspections: 1		Total Severity: 7		Percentage of Total: 17.07%		Avg. Weight Per Inspection: 7.0	
Inspection Date	Inspection ID	Inspection State	Location Description	Total Severity	# of Violations	Shipper Name	Inspection Level	Post Accident	Out of Service
11/06/2023	80111233	CA	CORDELIA IF	7	1	DREISBASH	1	No	No
BASIC		Unit Type		Severity		Description		Out of Service	
Hours-Of-Serivce Compliance		Semi Trailer		7		395.8E:False report of drivers record of duty status		No	
VIN 3WKYD49X2LF410921		# of Inspections: 2		Total Severity: 7		Percentage of Total: 17.07%		Avg. Weight Per Inspection: 3.5	
Inspection Date	Inspection ID	Inspection State	Location Description	Total Severity	# of Violations	Shipper Name	Inspection Level	Post Accident	Out of Service
01/31/2024	80748328	WA	RIDGEFIELD WA	0	1		3	No	No
BASIC		Unit Type		Severity		Description		Out of Service	
		Truck Tractor		0		392.2SLL		No	
Inspection Date	Inspection ID	Inspection State	Location Description	Total Severity	# of Violations	Shipper Name	Inspection Level	Post Accident	Out of Service
11/06/2023	80111233	CA	CORDELIA IF	7	1	DREISBASH	1	No	No
BASIC		Unit Type		Severity		Description		Out of Service	
Hours-Of-Serivce Compliance		Truck Tractor		7		395.8E:False report of drivers record of duty status		No	
VIN 1XKYD49X2NJ484726		# of Inspections: 5		Total Severity: 23		Percentage of Total: 56.10%		Avg. Weight Per Inspection: 4.6	
Inspection Date	Inspection ID	Inspection State	Location Description	Total Severity	# of Violations	Shipper Name	Inspection Level	Post Accident	Out of Service
12/02/2022	77275998	CA	S/B I-5 AT LAKEHEAD	5	2		2	No	No
BASIC		Unit Type		Severity		Description		Out of Service	
Unsafe Driving		Truck Tractor		5		392.2C:Failure to obey traffic control device		No	
Unsafe Driving		Truck Tractor		0		392.2:Operating a commercial motor vehicle not in accord		No	
Inspection Date	Inspection ID	Inspection State	Location Description	Total Severity	# of Violations	Shipper Name	Inspection Level	Post Accident	Out of Service
10/10/2022	76849720	CA	COTTONWOOD IF	0	1	HMC	3	No	No
BASIC		Unit Type		Severity		Description		Out of Service	
		Truck Tractor		0		392.2SLLWG1:State/Local Laws - Excessive Weight - 1-2500 Lbs O		No	
Inspection Date	Inspection ID	Inspection State	Location Description	Total Severity	# of Violations	Shipper Name	Inspection Level	Post Accident	Out of Service
09/15/2022	76637687	CA	DONNER PASS IF	0	1		3	No	No
BASIC		Unit Type		Severity		Description		Out of Service	
		Truck Tractor		0		392.2SLLS1:State/Local Laws - Speeding 1-5 Miles Per Hour Ove		No	
Inspection Date	Inspection ID	Inspection State	Location Description	Total Severity	# of Violations	Shipper Name	Inspection Level	Post Accident	Out of Service
07/17/2021	73193892	OR	BOOTH RANCH SB - N OF MYRTLE C	13	3	RESERS	3	No	Yes
BASIC		Unit Type		Severity		Description		Out of Service	
Hours-Of-Serivce Compliance		Truck Tractor		7		395.8E:False report of drivers record of duty status		Yes	
Unsafe Driving		Truck Tractor		5		392.71A:Using or equipping a CMV with radar detector		No	
Hours-Of-Serivce Compliance		Truck Tractor		1		395.8:Driver record of duty status (general/form and ma		No	



Inspection Date	Inspection ID	Inspection State	Location Description	Total Severity	# of Violations	Shipper Name	Inspection Level	Post Accident	Out of Service
06/28/2021	73041416	WA	NB SR167	5	1	GENERAL MILLS OPERATIONS LLC	3	No	No
BASIC		Unit Type		Severity		Description		Out of Service	
Unsafe Driving		Truck Tractor		5		392.2C:Failure to obey traffic control device		No	

Inspection History ToC							
Inspection Date	Report Number	Report State	Plate Number	Plate State	Type	Severity Weight	Time Weight
12/14/2024	AW43150115	OR	XP78095	CA	Truck Tractor		3
05/01/2024	UDTQ003243	CA	XP78095	CA	Truck Tractor		2
04/03/2024	AAAC003197	OR	XP78095	CA	Truck Tractor		2
3WKYB49X2LF410921 - Power Unit - Vehicle Maintenance Violation: 396.17COperating a CMV without proof of a periodic inspection						4	
02/19/2024	0853000036	WA	XP78095	CA	Truck Tractor		2
01/31/2024	2103000169	WA	XP78095	CA	Truck Tractor		2
3WKYD49X2LF410921 - Power Unit - State/Local Laws Violation: 392.2SLL						0	
11/06/2023	NDKW005612	CA	XP78095	CA	Truck Tractor		1
3WKYD49X2LF410921 - Power Unit - Hours-Of-Service Violation: 395.8EFalse report of drivers record of duty status						7	
05/25/2023	AAAY002401	OR	XP78095	CA	Truck Tractor		1
04/25/2023	NBMN001140	CA	XP78095	CA	Truck Tractor		1
04/13/2023	NDZ5003236	CA	YP20998	CA	Truck Tractor		1
03/01/2023	AADW003452	OR	YP20998	CA	Truck Tractor		1
12/02/2022	UEFK002316	CA	YP20998	CA	Truck Tractor		0
1XKYD49X2NJ484726 - Power Unit - Unsafe Driving Violation: 392.2OOperating a commercial motor vehicle not in accordance with the laws, ordinances, and regulations of the jurisdiction in which it is being operated - Unsafe Driving						0	
1XKYD49X2NJ484726 - Power Unit - Unsafe Driving Violation: 392.2CFailure to obey traffic control device						5	
10/12/2022	N9PH002968	CA	YP20998	CA	Truck Tractor		0
10/10/2022	UDL9002109	CA	YP20998	CA	Truck Tractor		0
1XKYD49X2NJ484726 - Power Unit - State/Local Laws Violation: 392.2SLEWG1State/Local Laws - Excessive Weight - 1-2500 Lbs Over On Allowable Gross Weight.						0	
09/15/2022	UBF5003148	CA	YP20998	CA	Truck Tractor		0
1XKYD49X2NJ484726 - Power Unit - State/Local Laws Violation: 392.2SLLS1State/Local Laws - Speeding 1-5 Miles Per Hour Over The Speed Limit						0	
09/12/2022	W321004493	WA	XP78095	CA	Truck Tractor		0
08/25/2022	AASZ008204	OR	XP78095	CA	Truck Tractor		0
04/26/2022	NC0J003565	CA	YP20998	CA	Truck Tractor		0
01/27/2022	NBTJ002950	CA	YP20998	CA	Truck Tractor		0
11/18/2021	NBTJ002792	CA	XP78095	CA	Truck Tractor		0
11/05/2021	AASH006562	OR	YP20998	CA	Truck Tractor		0

Only the first 20 inspections are shown. See the live report for more data.