



Table of Contents

1. Overview	2. BASIC Scores History
3. BASIC Measures	4. KPI: BASIC Measures by Cargo Group
5. Estimated ISS Score	6. Investigation Results
7. Penalties History	8. Acute Critical Violations
9. Red Flag Violation Details	10. DOT Registration Information
11. DOT MCS-150 History	12. Crash Summary
13. Inspection Summary	14. KPI: Inspection Viol OOS Rates by Cargo Group
15. FHWA Registration Information	16. FHWA Insurance Information
17. FHWA Authorities	18. Severe Violations
19. Violation Report	20. Violation Summary
21. Violation Enforcement Chronology	22. Inspection Violations & OOS Counts
23. Radius Of Operation	24. Inspection & Crash Locations
25. Cargo Hot Spots	26. Inspection Violations & OOS Chronology
27. Percent of Insp & Crash by State	28. VIN Insp Summary by State
29. Violations By Unit Type	30. Equipment Ownership
31. Equipment Details	32. Vehicle Age
33. States of Power Unit Registrations	34. Equipment Acquisitions
35. Driver Details	36. Shared VIN Summary
37. Shipper Table	38. Safety Summary
39. Safety Details	40. Crash Detail Color Coded
41. Inspections with Shared Equipment	42. Inspection Tabular Details
43. Inspection Summary By Month	44. VIN Inspection Violation Details
45. Inspection History	



Business Address

1961 BING ST
MANTECA, CA
95337

Contact Info

(510)-386-6622
BHINDERGROUPINC@GMAIL.COM

FHWA Address

1961 BING ST
MANTECA, CA, 95337
Phone: (510)-386-6622

Mailing Address

1961 BING ST
MANTECA, CA
95337

Overview [ToC](#)

Operating Status: AUTHORIZED FOR Property
3 other companies viewed this DOT in the past two months
Crash/PU ratio: 0.0%
Clean Inspection ratio: 50.0%

Estimated BASIC Scores (as of 2/28/2025)

	Unsafe Driving	Hours of Service	Driver Fitness	Controlled Sub. and Alcohol	Vehicle Maintenance	HM Compliance	Crash
Relative Scores	0% ○	0% ⬆	0% ○	0% ○	0% ⊖	0% ○	0% ○
Alert Status	No	No	No	No	No	No	No



Estimated Inspection Selection System (ISS) Score: 1
Category: Pass

BASIC Scores History - Unsafe Driving [ToC](#)

There are no Scores for this BASIC

BASIC Scores History - Hours of Service [ToC](#)

There are no Scores for this BASIC

BASIC Scores History - Driver Fitness [ToC](#)

There are no Scores for this BASIC

BASIC Scores History - Controlled Substance [ToC](#)

There are no Scores for this BASIC



BASIC Scores History - Vehicle Maintenance ToC

There are no Scores for this BASIC

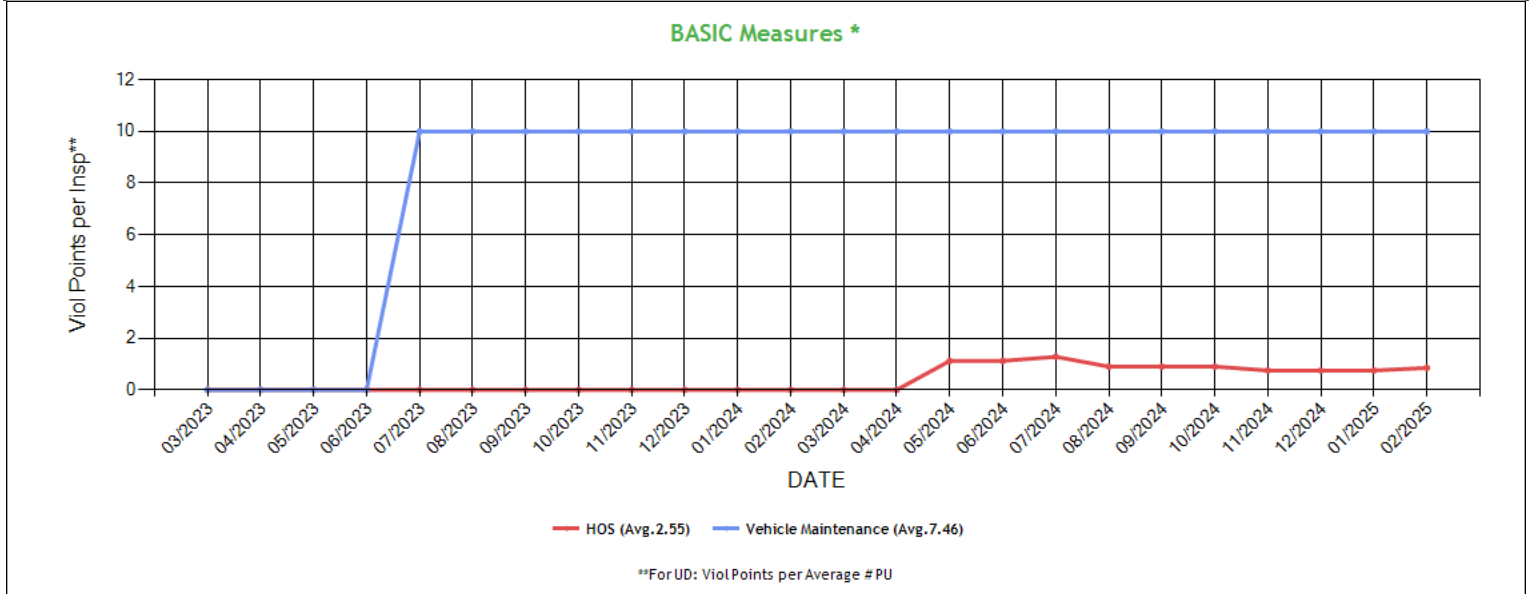
BASIC Scores History - Crash ToC

There are no Scores for this BASIC

BASIC Scores History - Hazmat ToC

There are no Scores for this BASIC

BASIC Measures: Violation Points per Inspection Trends ToC



* BASIC Measures are the absolute SMS scores that are compared within each Safety Event Group to determine the BASIC Score percentiles. Averages based on fleets with 1-5 power units.



BASIC Measures * - Table ToC

UD-Unsafe Driving, HOS-Hours of Service, DF-Driver Fitness, CS-Controlled Substances, VM-Vehicle Maintenance

Date	UD Measure	UD AC	UD with Viol	HOS Measure	HOS AC	HOS with Viol	DF Measure	DF AC	DF with Viol	CS Measure	CS AC	CS with Viol	VM Measure	VM AC	VM with Viol
02/2025	0.00	N	0	0.85	N	1	0.00	N	0	0.00	N	0	10.00	N	2
01/2025	0.00	N	0	0.75	N	1	0.00	N	0	0.00	N	0	10.00	N	2
12/2024	0.00	N	0	0.75	N	1	0.00	N	0	0.00	N	0	10.00	N	2
11/2024	0.00	N	0	0.75	N	1	0.00	N	0	0.00	N	0	10.00	N	2
10/2024	0.00	N	0	0.90	N	1	0.00	N	0	0.00	N	0	10.00	N	2
09/2024	0.00	N	0	0.90	N	1	0.00	N	0	0.00	N	0	10.00	N	2
08/2024	0.00	N	0	0.90	N	1	0.00	N	0	0.00	N	0	10.00	N	2
07/2024	0.00	N	0	1.28	N	1	0.00	N	0	0.00	N	0	10.00	N	2
06/2024	0.00	N	0	1.12	N	1	0.00	N	0	0.00	N	0	10.00	N	2
05/2024	0.00	N	0	1.12	N	1	0.00	N	0	0.00	N	0	10.00	N	2
04/2024	0.00	N	0	0.00	N	0	0.00	N	0	0.00	N	0	10.00	N	1
03/2024	0.00	N	0	0.00	N	0	0.00	N	0	0.00	N	0	10.00	N	1
02/2024	0.00	N	0	0.00	N	0	0.00	N	0	0.00	N	0	10.00	N	1
01/2024	0.00	N	0	0.00	N	0	0.00	N	0	0.00	N	0	10.00	N	1
12/2023	0.00	N	0	0.00	N	0	0.00	N	0	0.00	N	0	10.00	N	1
11/2023	0.00	N	0	0.00	N	0	0.00	N	0	0.00	N	0	10.00	N	1
10/2023	0.00	N	0	0.00	N	0	0.00	N	0	0.00	N	0	10.00	N	1
09/2023	0.00	N	0	0.00	N	0	0.00	N	0	0.00	N	0	10.00	N	1
08/2023	0.00	N	0	0.00	N	0	0.00	N	0	0.00	N	0	10.00	N	1
07/2023	0.00	N	0	0.00	N	0	0.00	N	0	0.00	N	0	10.00	N	1
06/2023	0.00	N	0	0.00	N	0	0.00	N	0	0.00	N	0	0.00	N	0
05/2023	0.00	N	0	0.00	N	0	0.00	N	0	0.00	N	0	0.00	N	0
04/2023	0.00	N	0	0.00	N	0	0.00	N	0	0.00	N	0	0.00	N	0
03/2023	0.00	N	0	0.00	N	0	0.00	N	0	0.00	N	0	0.00	N	0
02/2023	0.00	N	0	0.00	N	0	0.00	N	0	0.00	N	0	0.00	N	0
01/2023	0.00	N	0	0.00	N	0	0.00	N	0	0.00	N	0	0.00	N	0
12/2022	0.00	N	0	0.00	N	0	0.00	N	0	0.00	N	0	0.00	N	0
11/2022	0.00	N	0	0.00	N	0	0.00	N	0	0.00	N	0	0.00	N	0
10/2022	0.00	N	0	0.00	N	0	0.00	N	0	0.00	N	0	0.00	N	0
09/2022	0.00	N	0	0.00	N	0	0.00	N	0	0.00	N	0	0.00	N	0
08/2022	0.00	N	0	0.00	N	0	0.00	N	0	0.00	N	0	0.00	N	0
07/2022	0.00	N	0	0.00	N	0	0.00	N	0	0.00	N	0	0.00	N	0
06/2022	0.00	N	0	0.00	N	0	0.00	N	0	0.00	N	0	0.00	N	0
05/2022	0.00	N	0	0.00	N	0	0.00	N	0	0.00	N	0	0.00	N	0
04/2022	0.00	N	0	0.00	N	0	0.00	N	0	0.00	N	0	0.00	N	0
03/2022	0.00	N	0	0.00	N	0	0.00	N	0	0.00	N	0	0.00	N	0
02/2022	0.00	N	0	0.00	N	0	0.00	N	0	0.00	N	0	0.00	N	0
01/2022	0.00	N	0	0.00	N	0	0.00	N	0	0.00	N	0	0.00	N	0
12/2021	0.00	N	0	0.00	N	0	0.00	N	0	0.00	N	0	0.00	N	0
11/2021	0.00	N	0	0.00	N	0	0.00	N	0	0.00	N	0	0.00	N	0
10/2021	0.00	N	0	0.00	N	0	0.00	N	0	0.00	N	0	0.00	N	0
09/2021	0.00	N	0	0.00	N	0	0.00	N	0	0.00	N	0	0.00	N	0
08/2021	0.00	N	0	0.00	N	0	0.00	N	0	0.00	N	0	0.00	N	0
07/2021	0.00	N	0	0.00	N	0	0.00	N	0	0.00	N	0	0.00	N	0
06/2021	0.00	N	0	0.00	N	0	0.00	N	0	0.00	N	0	0.00	N	0
05/2021	0.00	N	0	0.00	N	0	0.00	N	0	0.00	N	0	0.00	N	0
04/2021	0.00	N	0	0.00	N	0	0.00	N	0	0.00	N	0	0.00	N	0
03/2021	0.00	N	0	0.00	N	0	0.00	N	0	0.00	N	0	0.00	N	0
02/2021	0.00	N	0	0.00	N	0	0.00	N	0	0.00	N	0	0.00	N	0
01/2021	0.00	N	0	0.00	N	0	0.00	N	0	0.00	N	0	0.00	N	0
12/2020	0.00	N	0	0.00	N	0	0.00	N	0	0.00	N	0	0.00	N	0
11/2020	0.00	N	0	0.00	N	0	0.00	N	0	0.00	N	0	0.00	N	0

* BASIC Measures are the absolute SMS scores that are compared within each Safety Event Group to determine the BASIC Score percentiles.



KPI: BASIC Measures by Fleet Size and Cargo Group ToC														
Fleet Size: 1-5 PUs														
	Unsafe Driving		Hours of Service		Driver Fitness		Controlled Substance		Vehicle Maintenance		HM Compliance		Crash	
Cargo Group (Companies)	Avg.	Comp. to Avg.	Avg.	Comp. to Avg.	Avg.	Comp. to Avg.	Avg.	Comp. to Avg.	Avg.	Comp. to Avg.	Avg.	Comp. to Avg.	Avg.	Comp. to Avg.
Cargo Other (202491)	0.54	Better	0.10	Worse	0.22	Better	0.01	Better	1.82	Worse	0.01	Better	0.05	Better
BHINDER GROUP INC	0.00		0.85		0.00		0.00		10.00		0.00		0.00	

Estimated ISS Score: 1 Pass ToC About the Inspection Selection System



Estimated ISS Score History - Table ToC

Date	Estimated ISS Score	Recommendation	Algorithm
02/28/2025	1	Pass	Safety Algorithm
01/31/2025	1	Pass	Safety Algorithm
12/27/2024	1	Pass	Safety Algorithm
11/29/2024	1	Pass	Safety Algorithm
10/25/2024	1	Pass	Safety Algorithm
09/27/2024	1	Pass	Safety Algorithm
08/30/2024	1	Pass	Safety Algorithm
07/26/2024	2	Pass	Safety Algorithm
06/28/2024	1	Pass	Safety Algorithm
05/31/2024	1	Pass	Safety Algorithm
04/26/2024	62	Optional Inspect	Insufficient Data Algorithm
03/29/2024	63	Optional Inspect	Insufficient Data Algorithm
02/23/2024	63	Optional Inspect	Insufficient Data Algorithm
01/26/2024	63	Optional Inspect	Insufficient Data Algorithm
12/29/2023	63	Optional Inspect	Insufficient Data Algorithm
11/24/2023	63	Optional Inspect	Insufficient Data Algorithm
10/27/2023	63	Optional Inspect	Insufficient Data Algorithm
09/29/2023	63	Optional Inspect	Insufficient Data Algorithm
08/25/2023	66	Optional Inspect	Insufficient Data Algorithm
07/28/2023	63	Optional Inspect	Insufficient Data Algorithm
06/30/2023	63	Optional Inspect	Insufficient Data Algorithm
05/26/2023	63	Optional Inspect	Insufficient Data Algorithm
04/28/2023	63	Optional Inspect	Insufficient Data Algorithm
03/31/2023	63	Optional Inspect	Insufficient Data Algorithm
02/24/2023	63	Optional Inspect	Insufficient Data Algorithm
01/27/2023	63	Optional Inspect	Insufficient Data Algorithm
12/30/2022	63	Optional Inspect	Insufficient Data Algorithm
11/25/2022	63	Optional Inspect	Insufficient Data Algorithm
10/28/2022	63	Optional Inspect	Insufficient Data Algorithm
09/30/2022	63	Optional Inspect	Insufficient Data Algorithm
08/26/2022	63	Optional Inspect	Insufficient Data Algorithm
07/29/2022	63	Optional Inspect	Insufficient Data Algorithm
06/24/2022	63	Optional Inspect	Insufficient Data Algorithm
05/27/2022	63	Optional Inspect	Insufficient Data Algorithm
04/29/2022	63	Optional Inspect	Insufficient Data Algorithm
03/25/2022	63	Optional Inspect	Insufficient Data Algorithm
02/25/2022	63	Optional Inspect	Insufficient Data Algorithm
01/28/2022	63	Optional Inspect	Insufficient Data Algorithm
12/31/2021	63	Optional Inspect	Insufficient Data Algorithm
11/26/2021	63	Optional Inspect	Insufficient Data Algorithm
10/29/2021	63	Optional Inspect	Insufficient Data Algorithm
09/24/2021	63	Optional Inspect	Insufficient Data Algorithm
08/27/2021	63	Optional Inspect	Insufficient Data Algorithm
07/30/2021	63	Optional Inspect	Insufficient Data Algorithm
06/25/2021	63	Optional Inspect	Insufficient Data Algorithm
05/28/2021	63	Optional Inspect	Insufficient Data Algorithm
04/30/2021	63	Optional Inspect	Insufficient Data Algorithm
03/26/2021	63	Optional Inspect	Insufficient Data Algorithm
02/26/2021	63	Optional Inspect	Insufficient Data Algorithm
01/29/2021	63	Optional Inspect	Insufficient Data Algorithm
12/18/2020	63	Optional Inspect	Insufficient Data Algorithm
11/27/2020	66	Optional Inspect	Insufficient Data Algorithm

Investigation Results ToC

No Investigations reported on FMCSA website



Penalties History ToC

There is a problem with the Penalties data on FMCSA website.

Acute Critical Violations (Based on Investigations as per CSA Methodology Appendix A) ToC

No Data

No red flag violations in the last 24 months

DOT Registration Information: The following information on this specific DOT # is from the Federal DOT (as of Operating Authority

DOT Registration: 11/11/2020		Total Power Units: 1	Total Trucks: 1	Total Trailers: 0	Total Passenger Vehicles: 0
Status	Entity Type	Organization Type	Nation	Total Cars	Drivers / CDL Drivers
A	C	-	US	0	2 / 2
MCS-150 Date	Op Codes	Shipper Op Codes	Shipper HazMat Op Codes	Latest Review Type	Latest Review Document Number(Date)
09/06/2023	A				()
MCS-150 Mileage (Year)	Record Update Date	Transports Hazmats	DOT Census Date	Recordable Accident Rate	Preventable Accident Rate
57,556 (2023)	09/06/2023	N	11/11/2020	0%	0%
MCS-151 Mileage	Safety Rating (Date)	SEA Accident	SEA Driver	SEA Vehicle	SEA Management
206000	None (None)	0%	0%	0%	0%
Classification Codes		Cargo Carried (per MCS-150)			
Authorized-For-Hire		AMAZON FREIGHT.			

DOT MCS-150 History ToC

(as of 09/09/2023 DOT census)

Census Date	MCS-150 Date	MCS-150 Mileage	VMET Year	Power Units	Drivers	Trailers	Company Rep1	Company Rep2	Email
9/9/2023	9/6/2023	57556	2023	1	1	1	AMRITPAL SINGH		bhindergroupinc@gmail.com
8/9/2023	7/26/2023	565656	2022	1	1	1	AMRITPAL SINGH		bhinder6622@gmail.com
4/9/2023	3/20/2023	1	2022	1	1	0	AMRITPAL SINGH		BHINDERgroupinc@GMAIL.COM
12/9/2020	11/11/2020	0		1	1	0	AMRITPAL SINGH		BHINDER6622@GMAIL.COM

Crash Summary Chart ToC Crashes Summary - Chart (based on all available crash data)

No Data

Crashes Summary - Table (based on all available crash data) ToC

	TOTAL	Last 6 months	7-12 months	13-18 months	19-24 months	25-30 months	30-36 months	37-41 months	42-48 months	Over 49 months
Total Reportable	0	0	0	0	0	0	0	0	0	0
Fatalities	0	0	0	0	0	0	0	0	0	0
Injuries	0	0	0	0	0	0	0	0	0	0
Tow Away	0	0	0	0	0	0	0	0	0	0
With Citations	0	0	0	0	0	0	0	0	0	0
Federal Recordable	0	0	0	0	0	0	0	0	0	0
Preventable	0	0	0	0	0	0	0	0	0	0
Crash per Pwr Unit	-	0.0%	0.0%	0.0%	0.0%	0.0%	0.0%	0.0%	0.0%	-



Inspection Summary ToC

The following inspection information is based on results for 24 months prior to: 03/26/2025. Please note that the total inspections number is not necessarily the total of the vehicle, driver and hazmat inspections, as one inspection may have included any combination of the below inspections.

Overall	Vehicle	Driver	Hazmat
(Please note that the total inspections number is not necessarily the total of the vehicle, driver and hazmat inspections, as one inspection may have included any combination of the below inspections) Total Inspections: 5 Total Out of Service: 2 Out of Service: 40% National Average: 21.23% Difference: 18.77%	Total Inspections: 2 Total Out of Service: 2 Out of Service: 100.00% National Average: 25.43% Difference: 74.57%	Total Inspections: 5 Total Out of Service: 0 Out of Service: 0.00% National Average: 6.7% Difference: -6.7%	Total Inspections: 0 Total Out of Service: 0 Out of Service: 0.00% National Average: 2.98% Difference: -2.98%

KPI: Inspection Viol OOS Rates by Cargo Group ToC

Cargo Group	OVERALL		VEHICLE		DRIVER		HAZMAT	
	Average	Compared to Average	Average	Compared to Average	Average	Compared to Average	Average	Compared to Average
Cargo Other	30.98%	Worse	27.69%	Worse	11.03%	Better	0.51%	Better
BHINDER GROUP INC	40.0%		100%		0%		0%	

FHWA Registration Information: The following data on this Motor Carrier is from the Federal Hwy Administration (as of 3/19/2025)

Docket Number	DOT Number	Company Name	DBA Name	Address	City	State	Country	ZIP Code
MC1530050	3519938	BHINDER GROUP INC		1961 BING ST	MANTECA	CA	US	95337
Phone Number	Fax Number	Mail Address	Mail City	Mail State	Mail Contry	Mail ZIP Code	Mail Phone Number	Mail Fax Number
(510)-386-6622								
Date of Last Change	Freight	Passenger	Household Goods	Active Authority	Pending Authority	Revocation Pending Authority		
3/19/2025	Y	N	N	/ Common /	/	/ Common /		

Insurance Required (as of 03/19/2025) ToC

Docket Number	Insurance Type	Insurance Required	Insurance on File
MC1530050	BIPD	\$750k	\$750k
MC1530050	Cargo	No	No
MC1530050	Bond	No	No

Active / Pending Insurance (as of 03/19/2025)

Docket Number	Form	Type	Insurance Carrier	Policy/Surety	Coverage From	Coverage To	Required	On File	Effective Date	Cancel Date
MC1530050	91X	BIPD/Primary	MS TRANSVERSE SPECIALTY INSURANCE COMPANY	TSAACA-AL-0001280-00	\$0k	\$750k	\$750k	\$750k	01/10/2025	04/14/2025



Insurance History (as of 03/19/2025)

Docket Number	Form	Type	Insurance Carrier	Policy/Surety	Coverage From	Coverage To	Effective Date From	Effective Date To
MC1530050	91X	BIPD/Primary	TRANSVERSE SPECIALTY INSURANCE COMPANY	TSAACA-AL-0001280-00	\$0k	\$750k	04/14/2024	01/10/2025 Replaced
MC1530050	91X	BIPD/Primary	SECURITY NATIONAL INSURANCE CO.	SMC1813479	\$0k	\$750k	04/14/2023	04/14/2024 Cancelled

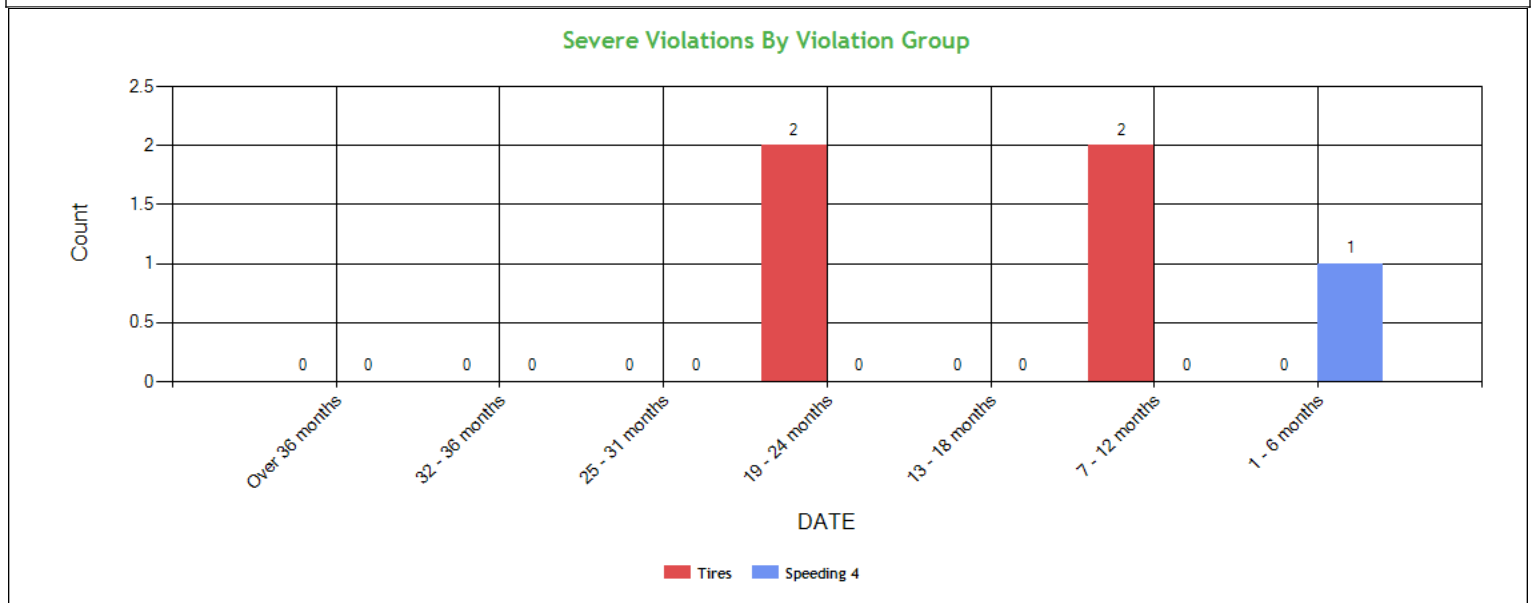
FHWA Authorities (as of 03/19/2025) ToC

Docket#	L&I Name	Active Authority	Inactive Authority	Pending Authority	Revocation Pending Authority	Freight	Passenger	Household Goods
MC1530050	BHINDER GROUP INC	Common /			Common /	Yes	No	No

Authority History (as of 03/19/2025)

Docket Number	Sub	Auth Type	Original Action	Disposition
MC1530050		COMMON	INVOLUNTARY REVOCATION 3/18/2024 12:00:00 AM	DISCONTINUED REVOCATION 4/12/2024 12:00:00 AM
MC1530050		COMMON	GRANTED 4/19/2023 12:00:00 AM	

Severe Violations (i.e. those with >= 8 points) - Chart : 2 Violations 2 occurrences ToC



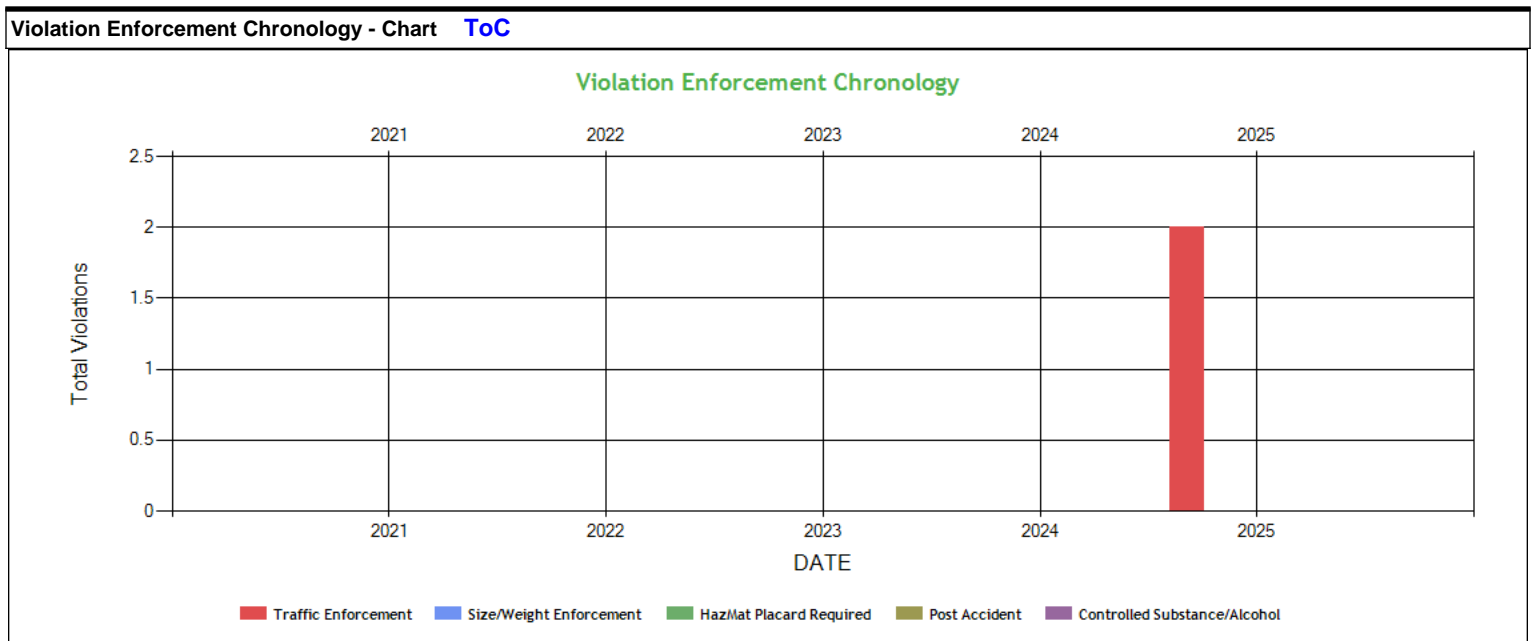
Severe Violations (i.e. those with >= 8 points) - Table : 2 Violations 5 occurrences ToC

Code	Description	Category	BASIC Weight	Total count	Last 6 month s	7-12 month s	13-18 month s	19-24 month s	25-31 month s	32-36 month s	Over 36 month s
393.75A	Flat tire or fabric exposed	Tires	8	4	0	2	0	2	0	0	0
392.2SLLS4	State/Local Laws - Speeding 15 or more miles per hour over the speed limit	Speeding 4	10	1	1	0	0	0	0	0	0



Violation Report ToC						
Inspection Date	Inspection State	BASIC	Violation Description	OOS	VIN	Severity Points
03/12/2025	NM	Unsafe Driving	392.2SLLS4 - State/Local Laws - Speeding 15 or more miles per hour over the speed limit	No	3AKJHHDR3PSNV7124	10
08/22/2024	SD	Vehicle Maintenance	396.17C - Operating a CMV without proof of a periodic inspection	No	3H3V532K4PS063809	4
04/30/2024	NV	Vehicle Maintenance	393.75A - Flat tire or fabric exposed	Yes	3AKJHHDR3PSNV7124	8
04/30/2024	NV	-	395.24D - Eld Cannot Transfer Eld Records Electronically	No	3AKJHHDR3PSNV7124	0
07/14/2023	NV	Vehicle Maintenance	393.75A - Flat tire or fabric exposed	Yes	3AKJHHDR3PSNV7124	8
No filters were applied when generating this report, see the live report for more options.						

Violation Summary ToC						
BASIC	Violation Group	Code	Description	# of Violations	# of OOS Violations	Severity Points
Unsafe Driving	Speeding 4	392.2SLLS4	State/Local Laws - Speeding 15 or more miles per hour over the speed limit	1	0	10
Vehicle Maintenance	Tires	393.75A	Flat tire or fabric exposed	2	2	8
Vehicle Maintenance	Inspection Reports	396.17C	Operating a CMV without proof of a periodic inspection	1	0	4
	Not used in SMS Calculation	395.24D	Eld Cannot Transfer Eld Records Electronically	1	0	0
No filters were applied when generating this report, see the live report for more options.						

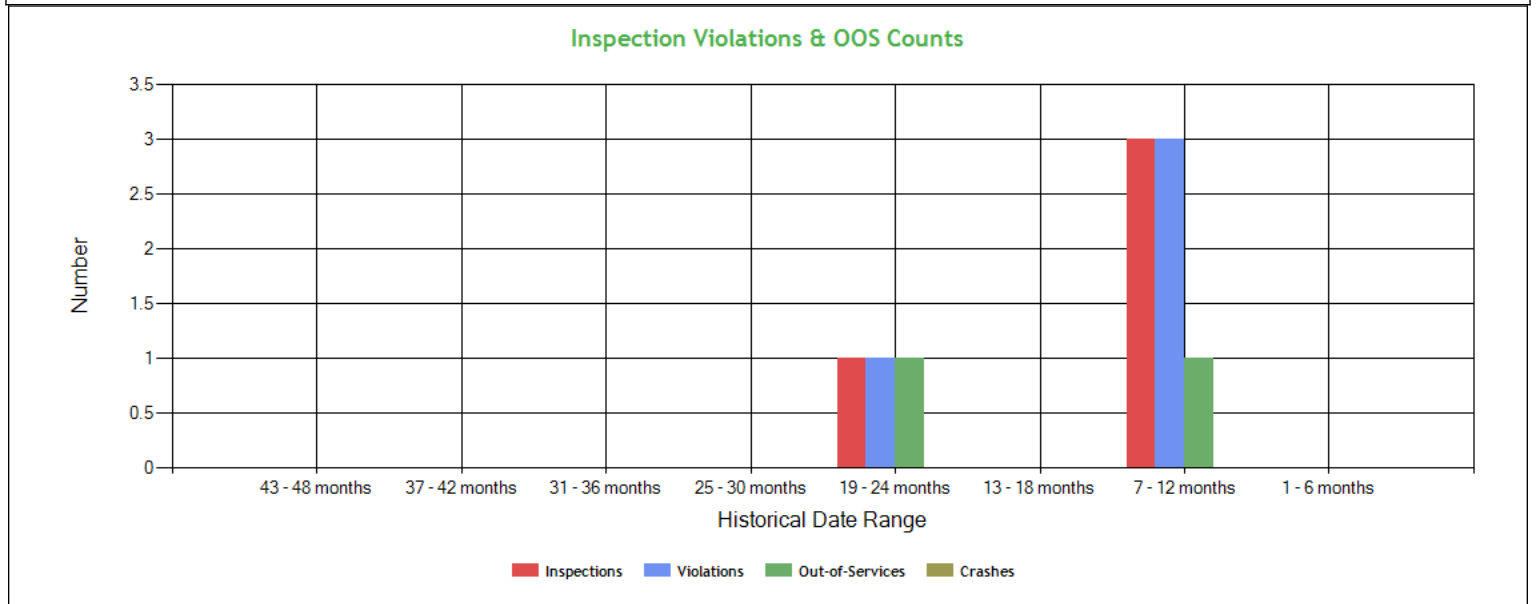




Violation Enforcement Chronology - Table [ToC](#)

	2021	2022	2023	2024	2025
Traffic Enforcement	0	0	0	0	2
Size/Weight Enforcement	0	0	0	0	0
HazMat Placard Required	0	0	0	0	0
Post Accident	0	0	0	0	0
Controlled Substance/Alcohol	0	0	0	0	0

Inspection Violations & OOS Counts - Chart [ToC](#)



Inspection Violations & OOS Counts - Table [ToC](#)

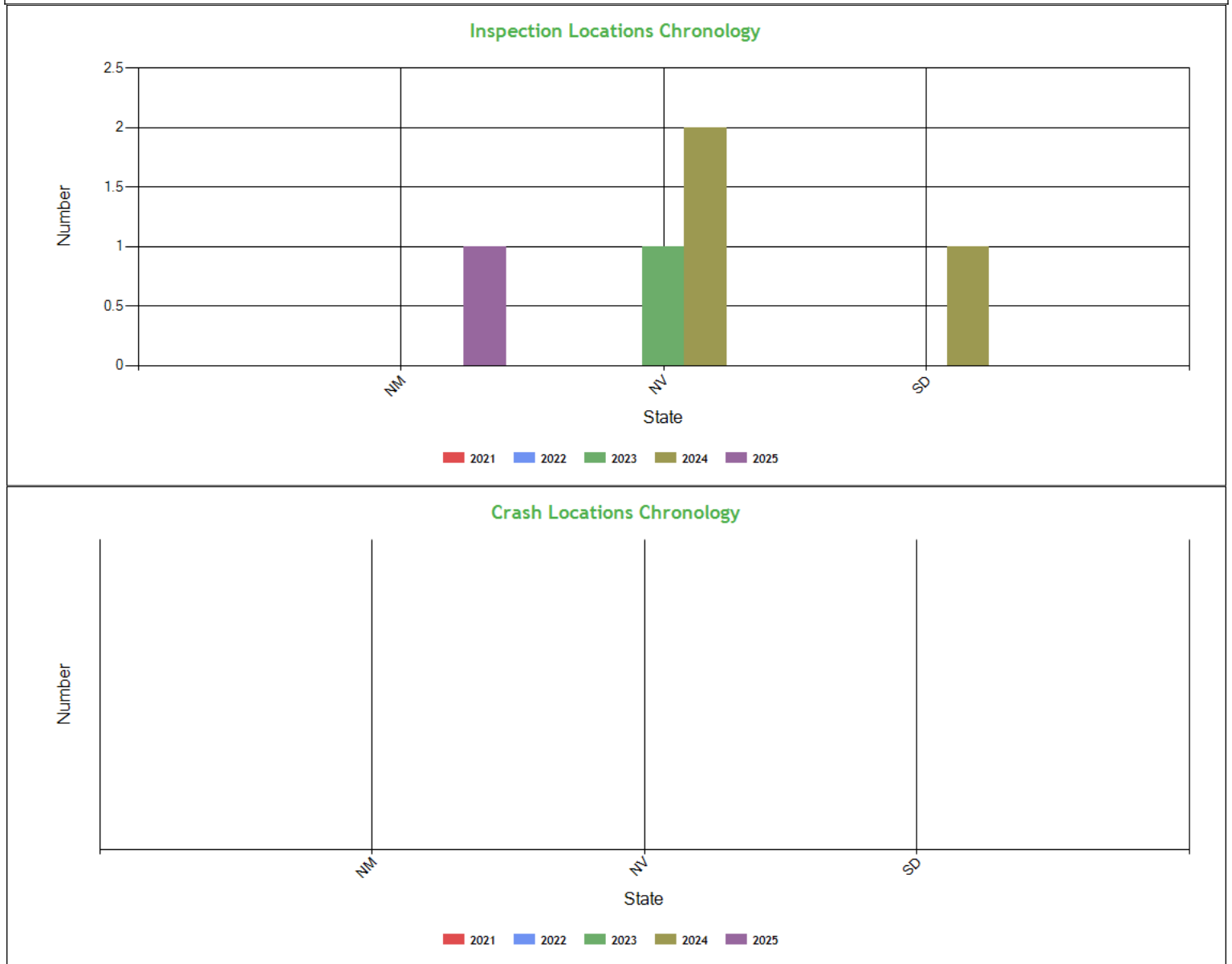
Date Range	Inspections	Violations	Out-of-Services	Crashes
TOTAL	5	5	2	0
1 - 6 months	0	0	0	0
7 - 12 months	3	3	1	0
13 - 18 months	0	0	0	0
19 - 24 months	1	1	1	0
25 - 30 months	0	0	0	0
31 - 36 months	0	0	0	0
37 - 42 months	0	0	0	0
43 - 48 months	0	0	0	0

Radius of Operation (based on Inspections and Crashes during the past 3 years) [ToC](#)

	Total	Drive between 0 and 50 miles radius	Drive between 51 and 200 miles radius	Drive between 201 and 300 miles radius	Drive between 301 and 400 miles radius	Drive between 401 and 500 miles radius	Drive between 501 and 600 miles radius	Drive beyond 600 miles radius
Power Units (i.e. unique VINs)	1	0	0	0	0	0	0	1
Percent	100%	0%	0%	0%	0%	0%	0%	100%



Inspection & Crash Locations - Chart [ToC](#)



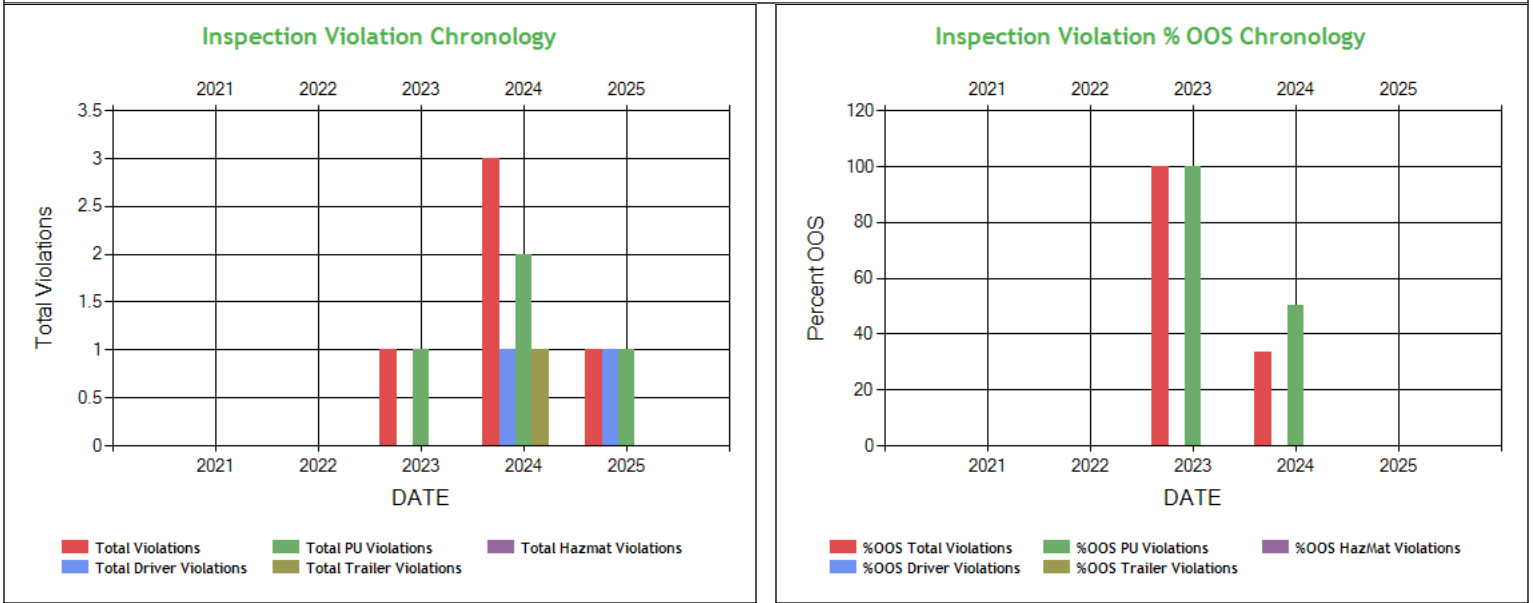
Inspection & Crash Locations - Table [ToC](#)

State	Inspections					Violations					Out-of-Services					Crashes				
	2021	2022	2023	2024	2025	2021	2022	2023	2024	2025	2021	2022	2023	2024	2025	2021	2022	2023	2024	2025
TOTAL	0	0	1	3	1	0	0	1	3	1	0	0	1	1	0	0	0	0	0	0
NM	0	0	0	0	1	0	0	0	0	1	0	0	0	0	0	0	0	0	0	0
NV	0	0	1	2	0	0	0	1	2	0	0	0	1	1	0	0	0	0	0	0
SD	0	0	0	1	0	0	0	0	1	0	0	0	0	0	0	0	0	0	0	0

No hot spot data in the last 12 months



Inspection Violation % OOS Chronology - Chart [ToC](#)

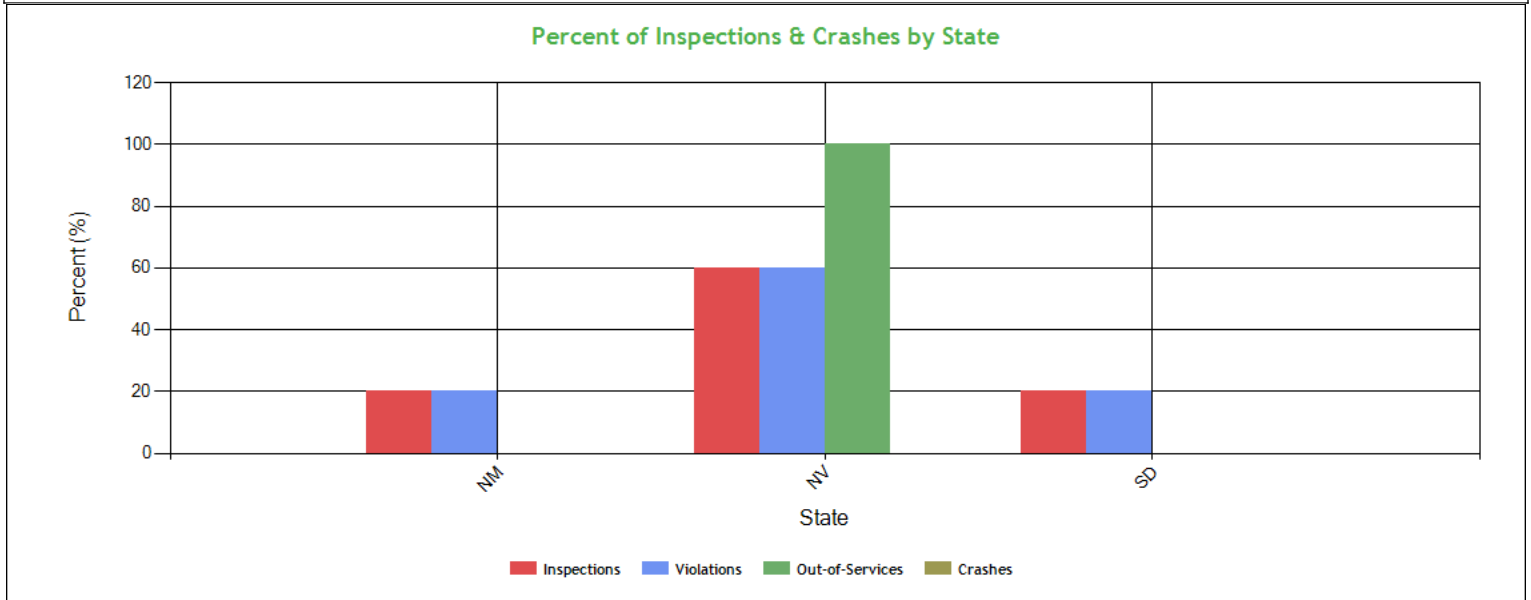


Inspection Violation % OOS Chronology - Table [ToC](#)

	2021	2022	2023	2024	2025
Total Violations	0	0	1	3	1
Total Out Of Services	0	0	1	1	0
%OOS Total Violations	0	0	100	33.33	0
Total Driver Violations	0	0	0	1	1
Total Driver Out Of Services	0	0	0	0	0
%OOS Driver Violations	0	0	0	0	0
Total PU Violations	0	0	1	2	1
Total PU Out Of Services	0	0	1	1	0
%OOS PU Violations	0	0	100	50.0	0
Total Trailer Violations	0	0	0	1	0
Total Trailer Out Of Services	0	0	0	0	0
%OOS Trailer Violations	0	0	0	0	0
Total Hazmat Violations	0	0	0	0	0
Total Hazmat Out Of Services	0	0	0	0	0
%OOS HazMat Violations	0	0	0	0	0



Percent of Insp & Crash by State - Chart ToC



Percent of Insp & Crash by State - Table (based on Inspection data from the last 4 years) ToC

State	Inspections		Violations		Out-of-Services		Crashes	
	Total	Percent	Total	Percent	Total	Percent	Total	Percent
	5	100	5	100	2	100	0	100
NM	1	20	1	20	0	0	0	0
NV	3	60	3	60	2	100	0	0
SD	1	20	1	20	0	0	0	0

VIN Insp Summary by State (based on inspection from the last 2 years) ToC

VIN	Insp	Viol Pts	Counts in each State					
			NV		NM		SD	
			Insp	Viol Pts	Insp	Viol Pts	Insp	Viol Pts
TOTALS	12/78*	5/30**	3	16	1	10	1	4
3AKJHHDR3PSNV7124	4	26	3	16	1	10	0	0
3H3V532K1SJ079593	1	0	1	0	0	0	0	0
3H3V532K4PS063809	1	4	0	0	0	0	1	4

*<Total number of inspections for these 3 VIN(s)>/<Total number of inspections for these 3 state(s)>

**<Total severity sum for these 3 VIN(s)>/<Total severity sum for these 3 state(s)>

Violations By Unit Type ToC

of Violations: 5 Total Severity: 30 based on inspections in the last 2 years

Violation Unit: Driver		# of Violations: 2	Total Severity: 10	% of Total: 33.33%
Viol. Group: Speeding 4		# of Violations: 1	Total Severity: 10	% of Total: 33.33%
Violation		Number of Occurrences	Viol. Severity	Total Severity
392.2SLLS4:State/Local Laws - Speeding 15 or more miles per h		1	10	10
Viol. Group: Hours		# of Violations: 1	Total Severity: 0	% of Total: 0%
395.24D:Eld Cannot Transfer Eld Records Electronically		1	0	0
Violation Unit: Power Unit		# of Violations: 2	Total Severity: 16	% of Total: 53.33%
Viol. Group: Tires		# of Violations: 2	Total Severity: 16	% of Total: 53.33%
Violation		Number of Occurrences	Viol. Severity	Total Severity



393.75A:Flat tire or fabric exposed	2	8	16
Violation Unit: Trailer	# of Violations: 1	Total Severity: 4	% of Total: 13.33%
Viol. Group: Inspection Reports	# of Violations: 1	Total Severity: 4	% of Total: 13.33%
Violation	Number of Occurrences	Viol. Severity	Total Severity
396.17C:Operating a CMV without proof of a periodic inspec	1	4	4

Equipment Ownership ToC Equipment Ownership (based on MCS-150 dated 9/6/2023)					
	Trucks	Tractors	Trailers	Motor Coaches	Vans
Owned	0	1	0	0	0
Term Leased	0	0	0	0	0
Trip Leased	0	0	34	0	0
Total No.	0	1	34	0	0

Equipment Details Power Units ToC									
VIN	Latest Insp Date	Year	Make	Model	Body Class	Body Type	Axles	Len	Fuel Type
3AKJHHDR3PS NV7124	03/12/2025	2023	FREIGHTLINER	Cascadia	Truck-Tractor	-	-	-	-

VIN	Latest Insp Date	Year	Make	Model	Body Class	Body Type	Axles	Len	Fuel Type
3H3V523C5FTJ 01018	03/12/2025	2015	HYUNDAI OF MEXICO	HYUNDAI TRANSLEAD	Trailer	Van Trailer	3	52	-
3H3V532K4PS0 63809	08/22/2024	2023	HYUNDAI OF MEXICO	Hyundai Translead Trailers	Trailer	Van Trailer	2	53	Not Applicable
3H3V532K1SJ0 79593	05/21/2024	1995	HYUNDAI OF MEXICO	Hyundai Translead Trailers	Trailer	Box or Van Enclosed Trailer	2	53	Not Applicable
1DW1A532XKB A30557	04/30/2024	2019	STOUGHTON	Stoughton trailers	Trailer	Van Trailer	2	53	-
1JJV532D0RL37 9500	07/14/2023	2024	WABASH NATIONAL	Dry Van Duraplate	Trailer	Van Trailer	2	53	Not Applicable

Vehicle Age ToC				
Year	# Power Units	PU Percentage	# Trailers	Trailres Percentage
2024	0	0.00%	1	20.00%
2023	1	100.00%	1	20.00%
2019	0	0.00%	1	20.00%
2015	0	0.00%	1	20.00%
1995	0	0.00%	1	20.00%

Based on 24 months of inspection data, see the live report for more options

States of Power Unit Registrations ToC			
State	NM	NV	SD
Number of Power Units	1	1	1



Equipment Acquisitions - Table [ToC](#)

	Power Units inspected for 1st time in past 12 months	Power Units inspected for 1st time in past 24 months	Power Units inspected during entire date range		Trailers inspected for 1st time in past 12 months	Trailers inspected for 1st time in past 24 months	Trailers inspected during entire date range
Unique VINs	1	1	1		4	5	5
Unique License Plates	1	1	1		4	5	5
License Plate States	1	1	1		1	2	2

Driver Details [ToC](#)**Driver Details** (based on MCS-150 dated 9/6/2023)

	Within 100 mi	Beyond 100 mi	TOTAL
# Drivers Interstate	0	1	1
# Drivers Intrastate	1	0	1
TOTAL	1	1	/
Avg. # Trip Lease Drivers/Mo: 0 # Drivers Grand Total: 2 # Drivers Commercially Licensed: 2			

Shared VIN Summary [ToC](#)

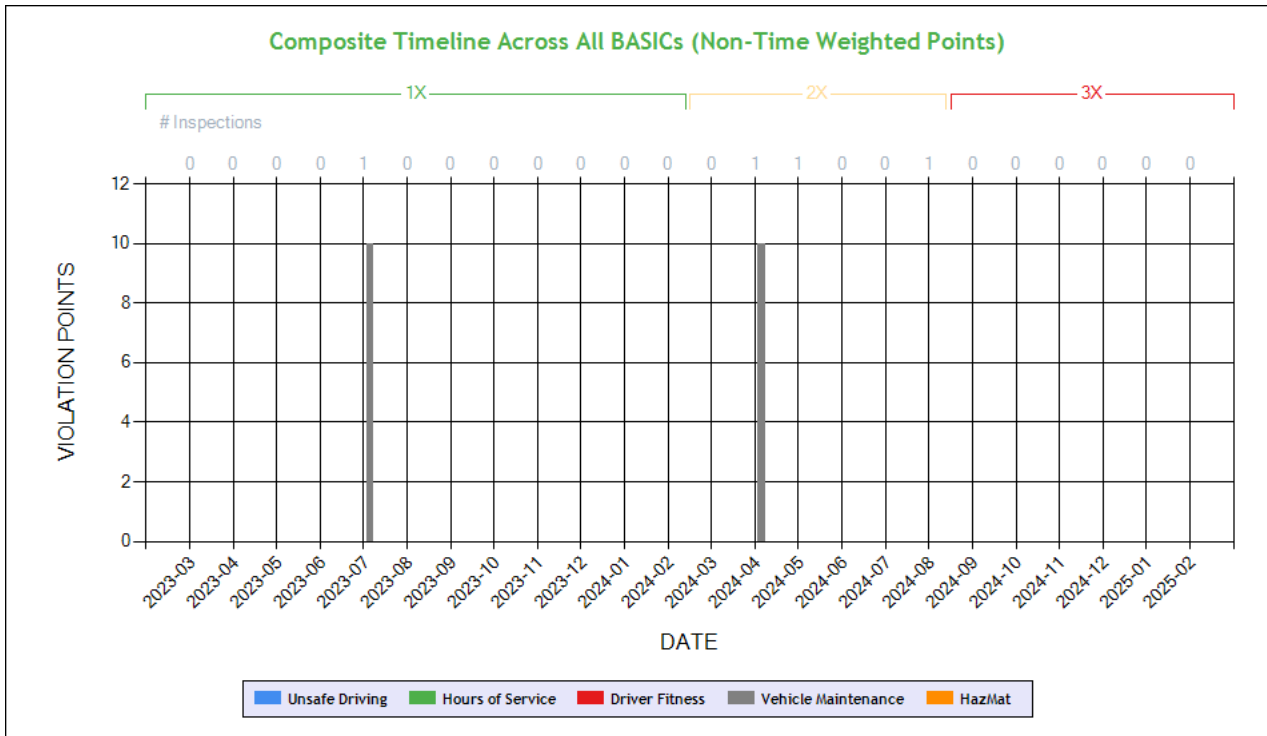
No Data

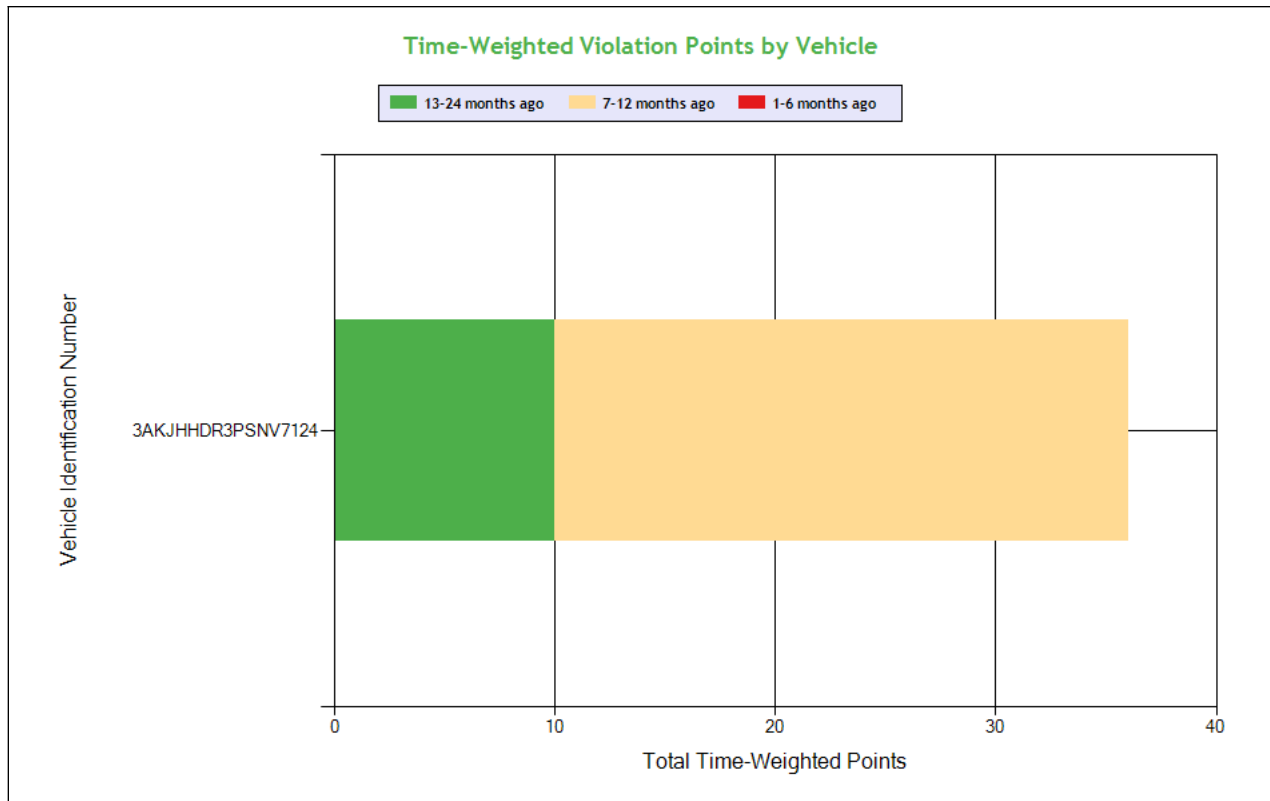
SHIPPERS DETAIL [ToC](#) based on Inspection results for the last 4 years

Shipper Name	Number of Inspections	Shipper Name	Number of Inspections
No Shipper listed	2	AMAZON	2
CHALLENGE MFG	1		



Carrier Underwriting Report Safety Summary ToC





See the Excel file for the complete analysis

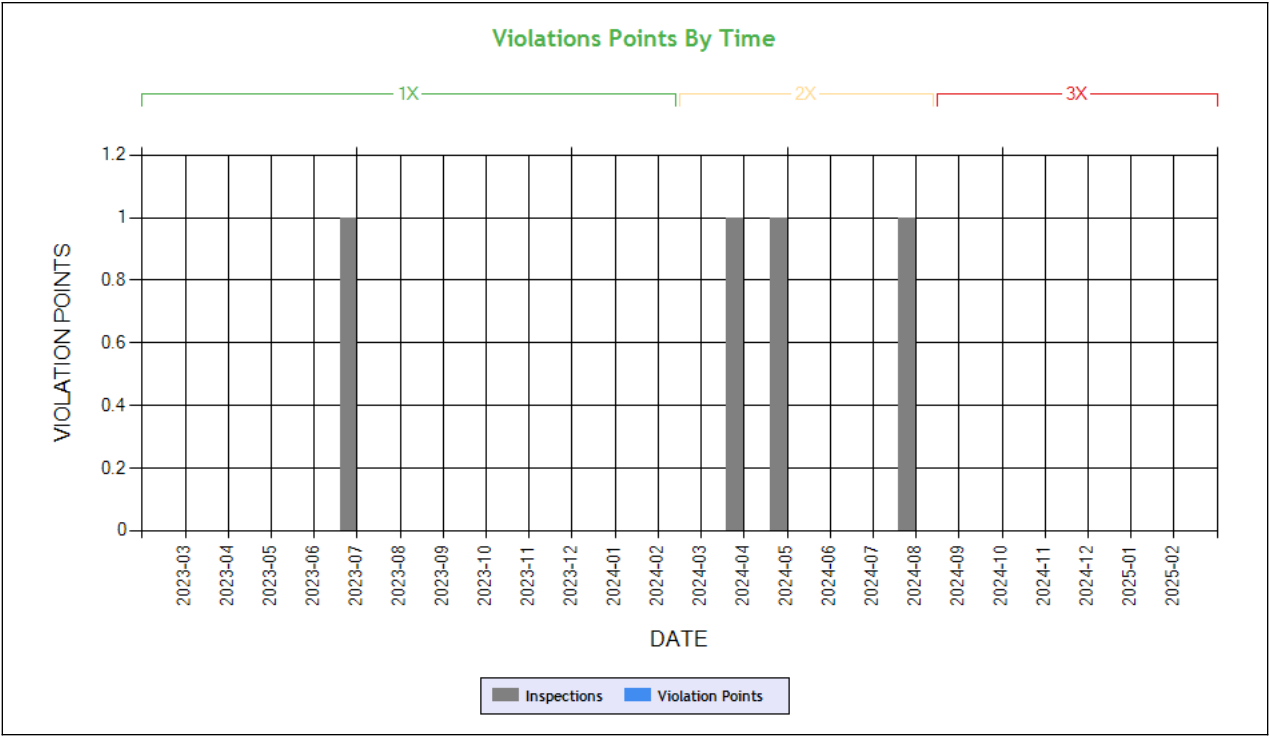
Violations is in (1-6/7-12/13-24mo)

Shaded = Out Of Service Violation				
Violation Group			Tires	Not used in SMS Calculation
Violation Description	Total Time-weighted Points by VIN	% of Total Time-weighted Points by VIN	Flat tire or fabric exposed	Eld Cannot Transfer Eld Records Electronically
Driver Resp			Yes	N/A
Total Time-weighted Points			30	6
% Total Time-Wt Pts			83.33	16.67
3AKJHHDR3PSNV7124	36	100	30 (0/1/1)	6 (0/1/0)



SAFETY ANALYSIS ToC

Unsafe Driving



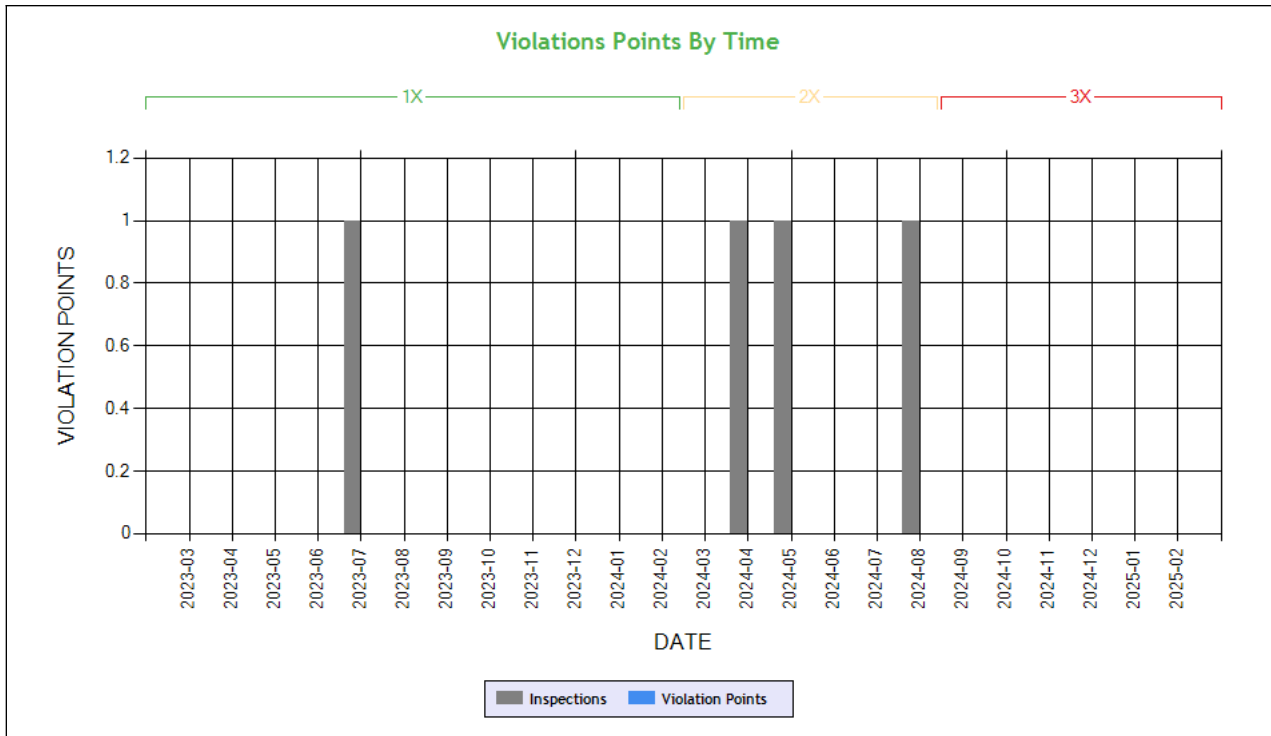
Time-Weighted Violation Points - no data available to draw a chart
Time-Weighted Severity Points by Vehicle - no data available to draw a chart

See the Excel file for the complete analysis # Violations is in (1-6/7-12/13-24mo)

Shaded = Out Of Service Violation		
Violation Group		
Violation Description	Total Time-weighted Points by VIN	% of Total Time-weighted Points by VIN
Driver Resp		
Total Time-weighted Points		
% Total Time-Wt Pts		

HOS Compliance

Time-Weighted Violation Points - no data available to draw a chart
Time-Weighted Severity Points by Vehicle - no data available to draw a chart



Carrier Software
 1-800-646-5152
 info@CarrierSoftware.com

CONFIDENTIAL - Intended for use by Amerigo Insurance Agency - Date: 3/27/2025

BHINDER GROUP INC - DOT# 3519938 / MC1530050

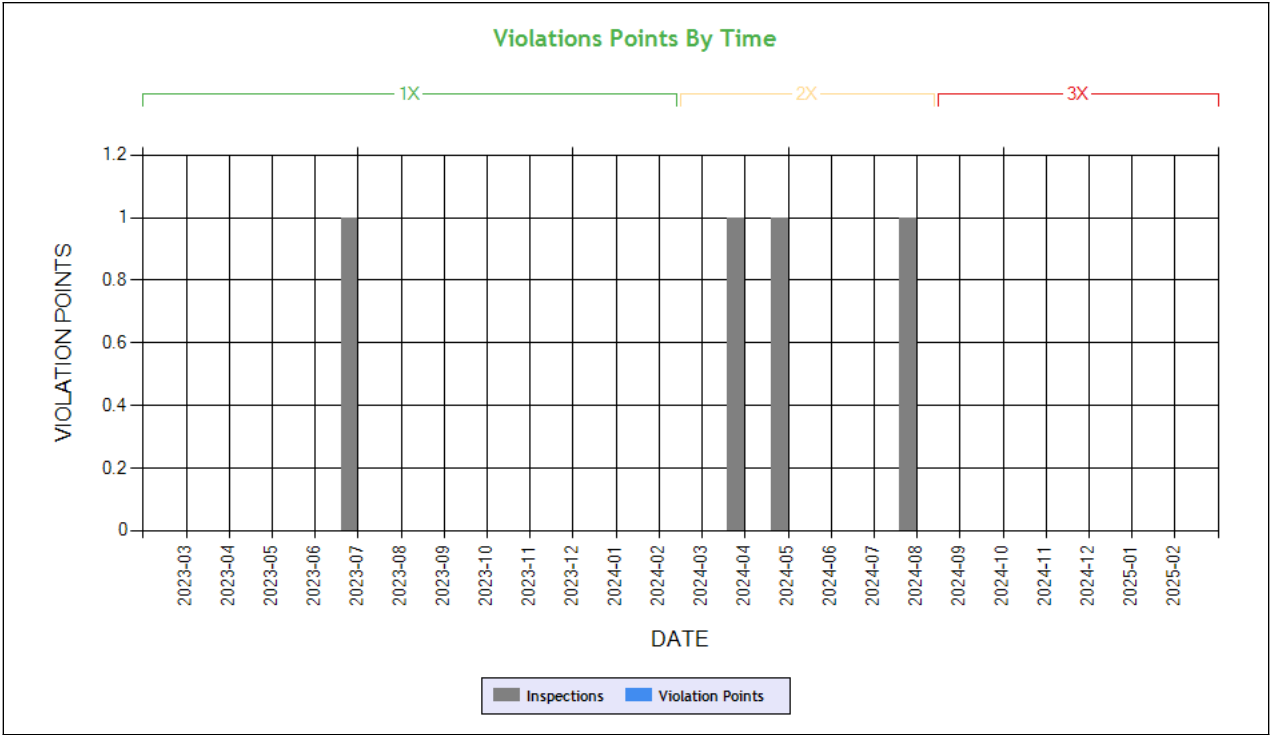
See the Excel file for the complete analysis

Violations is in (1-6/7-12/13-24mo)

Shaded = Out Of Service Violation		
Violation Group		
Violation Description	Total Time-weighted Points by VIN	% of Total Time-weighted Points by VIN
Driver Resp		
Total Time-weighted Points		
% Total Time-Wt Pts		



Driver Fitness



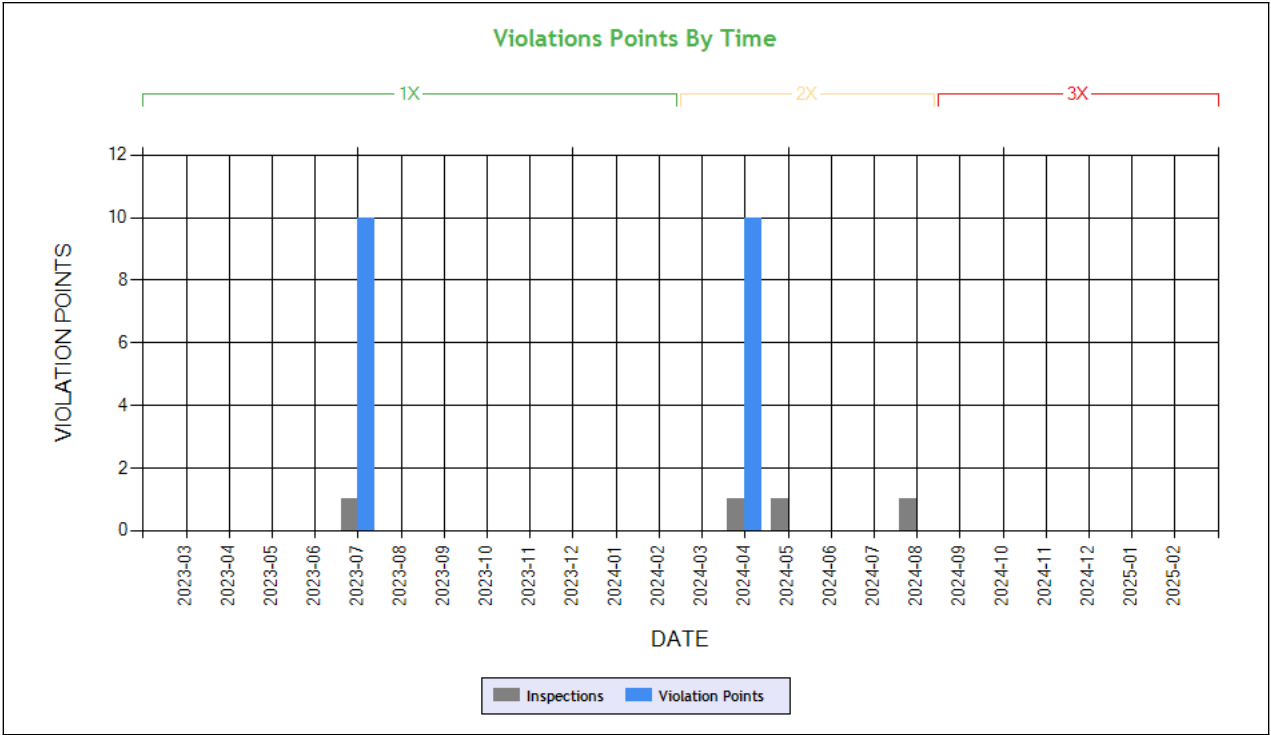
Time-Weighted Violation Points - no data available to draw a chart
Time-Weighted Severity Points by Vehicle - no data available to draw a chart

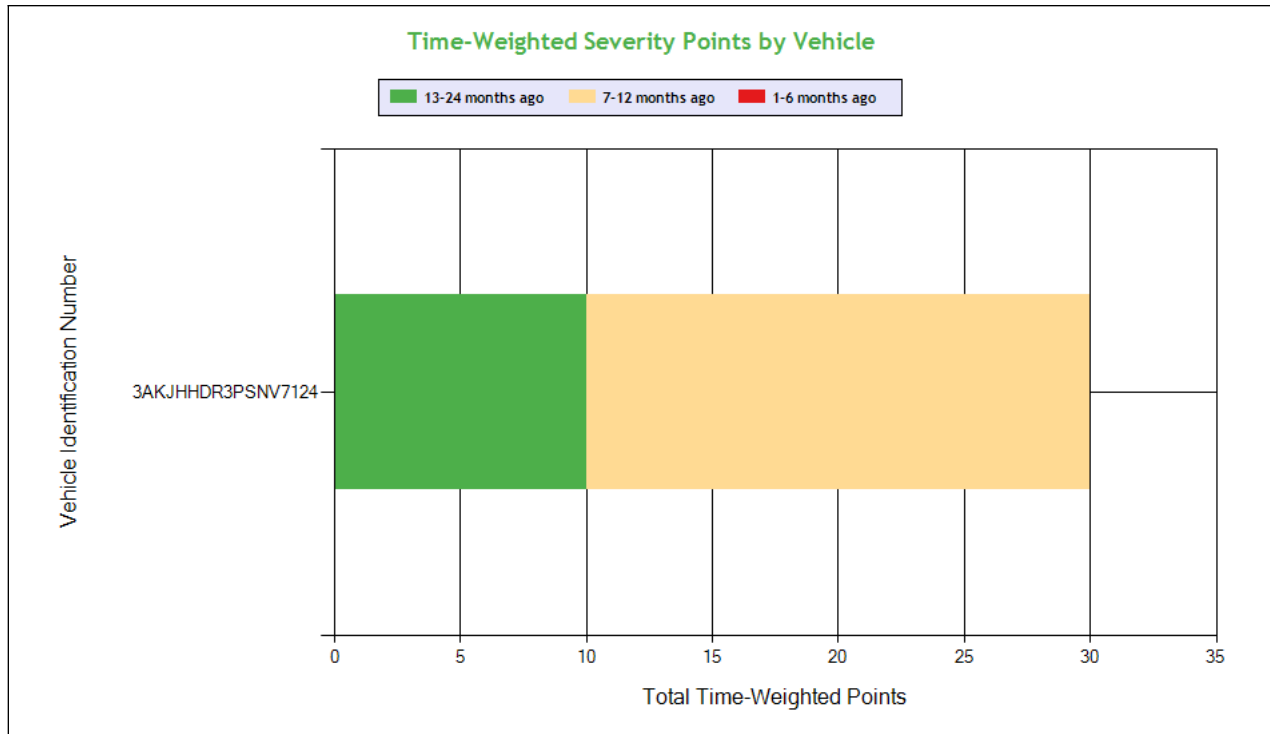
See the Excel file for the complete analysis # Violations is in (1-6/7-12/13-24mo)

Shaded = Out Of Service Violation		
Violation Group		
Violation Description	Total Time-weighted Points by VIN	% of Total Time-weighted Points by VIN
Driver Resp		
Total Time-weighted Points		
% Total Time-Wt Pts		



Vehicle Maintenance





Carrier Software
 1-800-646-5152
 info@CarrierSoftware.com

CONFIDENTIAL - Intended for use by Amerigo Insurance Agency - Date: 3/27/2025

BHINDER GROUP INC - DOT# 3519938 / MC1530050

See the Excel file for the complete analysis

Violations is in (1-6/7-12/13-24mo)

Shaded = Out Of Service Violation			
Violation Group			Tires
Violation Description	Total Time-weighted Points by VIN	% of Total Time-weighted Points by VIN	Flat tire or fabric exposed
Driver Resp			Yes
Total Time-weighted Points			30
% Total Time-Wt Pts			100
3AKJHHDR3PSNV7124	30	100	30 (0/1/1)

COLOR CODED CRASH TABLE ToC

No crashes have been reported by the DOT on this Motor Carrier

INSPECTIONS WITH SHARED EQUIPMENT:

No Data



LEGEND

Vehicle Information

Inspection for DOT # being analyzed

Inspection for Different DOT #

Crash Information for specific VIN

INSPECTION DETAILS for ALL Inspections

PDF shows the first 100 Power Unit & Trailer VINs with most recent inspections using data from the last 4 years

POWER UNIT Inspections Section

VIN: 3AKJHHDR3PSNV7124				Unit: Truck Tractor	Year: 2023	Make: FREIGHTLINER		
DOT No: 3519938		Docket No: MC1530050		Name: BHINDER GROUP INC		Interstate: Yes		
Date	Unit License	Unit Lic State	Violation Unit	Violation Description		Severity	OOS	Citation
03/12/2025	YP92781	CA	D	392.2SLLS4 - State/Local Laws - Speeding 15 or more miles per hour over the speed limit		10	No	9865503
08/22/2024	YP92781	CA	-	-		-	-	-
05/21/2024	YP92781	CA	-	-		-	-	-
04/30/2024	YP92781	CA	1	393.75A - Flat tire or fabric exposed		8	Yes	
04/30/2024	YP92781	CA	D	395.24D - Eld Cannot Transfer Eld Records Electronically		0	No	
07/14/2023	YP92781	CA	1	393.75A - Flat tire or fabric exposed		8	Yes	
DOT No: 2418540		Docket No: MC832860		Name: SPEED INTERMODAL		Interstate: Yes		
Date	Unit License	Unit Lic State	Violation Unit	Violation Description		Severity	OOS	Citation
06/15/2022	YP54819	CA	-	-		-	-	-

TRAILER Inspections Section

VIN: 3AKJHHDR3PSNV7124				Unit: Truck Tractor	Year: 2023	Make: FREIGHTLINER		
DOT No: 3519938		Docket No: MC1530050		Name: BHINDER GROUP INC		Interstate: Yes		
Date	Unit License	Unit Lic State	Violation Unit	Violation Description		Severity	OOS	Citation
03/12/2025	YP92781	CA	D	392.2SLLS4 - State/Local Laws - Speeding 15 or more miles per hour over the speed limit		10	No	9865503
08/22/2024	YP92781	CA	-	-		-	-	-
05/21/2024	YP92781	CA	-	-		-	-	-
04/30/2024	YP92781	CA	1	393.75A - Flat tire or fabric exposed		8	Yes	
04/30/2024	YP92781	CA	D	395.24D - Eld Cannot Transfer Eld Records Electronically		0	No	
07/14/2023	YP92781	CA	1	393.75A - Flat tire or fabric exposed		8	Yes	
DOT No: 2418540		Docket No: MC832860		Name: SPEED INTERMODAL		Interstate: Yes		
Date	Unit License	Unit Lic State	Violation Unit	Violation Description		Severity	OOS	Citation
06/15/2022	YP54819	CA	-	-		-	-	-

Inspection Summary By Month (based on inspections from the last 4 years) [ToC](#)

Year-Month	Number of Inspections	Number of Power Units	Total Violations	Total OOS Inspections	Total Severity Points	Number of Crashes
2025-03	1	1	1	0	10	0
2024-08	1	1	1	0	4	0



2024-05	1	1	0	0	0	0
2024-04	1	1	2	1	8	0
2023-07	1	1	1	1	8	0

Note: The most recent month's counts may not include all the inspections for that month.

VIN Inspection Violation Details ToC									
# of VINs: 4 # of Insp: 7 Severity Weight: 50 Avg. Weight/VIN: 7.1 (based on inspections in the last 4 years, showing top 50 VINs inspected most recently)									
VIN 3AKJHHR3PSNV7124		# of Inspections: 4		Total Severity: 30		Percentage of Total: 60.00%		Avg. Weight Per Inspection: 7.5	
Inspection Date	Inspection ID	Inspection State	Location Description	Total Severity	# of Violations	Shipper Name	Inspection Level	Post Accident	Out of Service
03/12/2025	84119354	NM	ON HATCH HWY NE 249 FT E OF DA	10	1	AMAZON	3	No	No
BASIC		Unit Type		Severity		Description		Out of Service	
Unsafe Driving		Truck Tractor		10		392.2SLLS4:State/Local Laws - Speeding 15 or more miles per h		No	
Inspection Date	Inspection ID	Inspection State	Location Description	Total Severity	# of Violations	Shipper Name	Inspection Level	Post Accident	Out of Service
08/22/2024	82468445	SD	VALLEY SPRINGS SD	4	1	AMAZON	3	No	No
BASIC		Unit Type		Severity		Description		Out of Service	
Vehicle Maintenance		Truck Tractor		4		396.17C:Operating a CMV without proof of a periodic inspec		No	
Inspection Date	Inspection ID	Inspection State	Location Description	Total Severity	# of Violations	Shipper Name	Inspection Level	Post Accident	Out of Service
04/30/2024	81484469	NV	SLOAN CHECK SITE	8	2		2	No	Yes
BASIC		Unit Type		Severity		Description		Out of Service	
Vehicle Maintenance		Truck Tractor		8		393.75A:Flat tire or fabric exposed		Yes	
		Truck Tractor		0		395.24D:Eld Cannot Transfer Eld Records Electronically		No	
Inspection Date	Inspection ID	Inspection State	Location Description	Total Severity	# of Violations	Shipper Name	Inspection Level	Post Accident	Out of Service
07/14/2023	79160552	NV	310 MM	8	1	CHALLENGE MFG	2	No	Yes
BASIC		Unit Type		Severity		Description		Out of Service	
Vehicle Maintenance		Truck Tractor		8		393.75A:Flat tire or fabric exposed		Yes	
VIN 3H3V532K4PS063809		# of Inspections: 1		Total Severity: 4		Percentage of Total: 8.00%		Avg. Weight Per Inspection: 4.0	
Inspection Date	Inspection ID	Inspection State	Location Description	Total Severity	# of Violations	Shipper Name	Inspection Level	Post Accident	Out of Service
08/22/2024	82468445	SD	VALLEY SPRINGS SD	4	1	AMAZON	3	No	No
BASIC		Unit Type		Severity		Description		Out of Service	
Vehicle Maintenance		Semi Trailer		4		396.17C:Operating a CMV without proof of a periodic inspec		No	
VIN 1DW1A532KBA30557		# of Inspections: 1		Total Severity: 8		Percentage of Total: 16.00%		Avg. Weight Per Inspection: 8.0	
Inspection Date	Inspection ID	Inspection State	Location Description	Total Severity	# of Violations	Shipper Name	Inspection Level	Post Accident	Out of Service
04/30/2024	81484469	NV	SLOAN CHECK SITE	8	1		2	No	Yes
BASIC		Unit Type		Severity		Description		Out of Service	
Vehicle Maintenance		Semi Trailer		8		393.75A:Flat tire or fabric exposed		Yes	
VIN 1JJV532D0RL379500		# of Inspections: 1		Total Severity: 8		Percentage of Total: 16.00%		Avg. Weight Per Inspection: 8.0	
Inspection Date	Inspection ID	Inspection State	Location Description	Total Severity	# of Violations	Shipper Name	Inspection Level	Post Accident	Out of Service
07/14/2023	79160552	NV	310 MM	8	1	CHALLENGE MFG	2	No	Yes
BASIC		Unit Type		Severity		Description		Out of Service	
Vehicle Maintenance		Semi Trailer		8		393.75A:Flat tire or fabric exposed		Yes	



Inspection History ToC							
Inspection Date	Report Number	Report State	Plate Number	Plate State	Type	Severity Weight	Time Weight
03/12/2025	5023P1Z1JH	NM	YP92781	CA	Truck Tractor		3
3AKJHHDR3PSNV7124 - Power Unit - Unsafe Driving Violation: 392.2SLLS4State/Local Laws - Speeding 15 or more miles per hour over the speed limit						10	
08/22/2024	5370002048	SD	YP92781	CA	Truck Tractor		2
3AKJHHDR3PSNV7124 - Power Unit - Vehicle Maintenance Violation: 396.17COperating a CMV without proof of a periodic inspection						4	
05/21/2024	7227021424	NV	YP92781	CA	Truck Tractor		2
04/30/2024	7248022596	NV	YP92781	CA	Truck Tractor		2
3AKJHHDR3PSNV7124 - Power Unit - State/Local Laws Violation: 395.24DEld Cannot Transfer Eld Records Electronically						0	
3AKJHHDR3PSNV7124 - Power Unit - OOS Vehicle Maintenance Violation: 393.75AFlat tire or fabric exposed						8	
07/14/2023	6353000119	NV	YP92781	CA	Truck Tractor		1
3AKJHHDR3PSNV7124 - Power Unit - OOS Vehicle Maintenance Violation: 393.75AFlat tire or fabric exposed						8	
Only the first 20 inspections are shown. See the live report for more data.							