



Table of Contents

1. Overview	2. BASIC Scores History
3. BASIC Measures	4. KPI: BASIC Measures by Cargo Group
5. Estimated ISS Score	6. Investigation Results
7. Penalties History	8. Acute Critical Violations
9. Red Flag Violation Details	10. DOT Registration Information
11. DOT MCS-150 History	12. Crash Summary
13. Inspection Summary	14. KPI: Inspection Viol OOS Rates by Cargo Group
15. FHWA Registration Information	16. FHWA Insurance Information
17. FHWA Authorities	18. Severe Violations
19. Violation Report	20. Violation Summary
21. Violation Enforcement Chronology	22. Inspection Violations & OOS Counts
23. Radius Of Operation	24. Inspection & Crash Locations
25. Cargo Hot Spots	26. Inspection Violations & OOS Chronology
27. Percent of Insp & Crash by State	28. VIN Insp Summary by State
29. Violations By Unit Type	30. Equipment Ownership
31. Equipment Details	32. Vehicle Age
33. States of Power Unit Registrations	34. Equipment Acquisitions
35. Driver Details	36. Shared VIN Summary
37. Shipper Table	38. Safety Summary
39. Safety Details	40. Crash Detail Color Coded
41. Inspections with Shared Equipment	42. Inspection Tabular Details
43. Inspection Summary By Month	44. VIN Inspection Violation Details
45. Inspection History	



Business Address

8500 GREY IRON CT
ANTELOPE, CA
95843

Contact Info

(916)-547-7195

SHOKAR.REFRIGERATED@GMAIL.
COM

FHWA Address

8500 GREY IRON CT
ANTELOPE,CA,95843

Phone:(916)-547-7195

Mailing Address

8500 GREY IRON CT
ANTELOPE, CA
95843

Overview ToC

Operating Status: NOT AUTHORIZED Intrastate operations. *Please Note: NOT AUTHORIZED does not apply to Private or
4 other companies viewed this DOT in the past two months
Crash/PU ratio: 0.0%
Clean Inspection ratio: No inspections

Estimated BASIC Scores (as of 1/31/2025)

	Unsafe Driving	Hours of Service	Driver Fitness	Controlled Sub. and Alcohol	Vehicle Maintenance	HM Compliance	Crash
Relative Scores	0% ○	0% ○	0% ○	0% ○	0% ○	0% ○	0% ○
Alert Status	No	No	No	No	No	No	No



Estimated Inspection Selection System (ISS) Score: 64
Category: Optional Inspect

* The Estimated ISS score is based on Insufficient Data Algorithm *

BASIC Scores History - Unsafe Driving ToC

There are no Scores for this BASIC

BASIC Scores History - Hours of Service ToC

There are no Scores for this BASIC

BASIC Scores History - Driver Fitness ToC

There are no Scores for this BASIC

BASIC Scores History - Controlled Substance ToC

There are no Scores for this BASIC



BASIC Scores History - Vehicle Maintenance ToC

There are no Scores for this BASIC

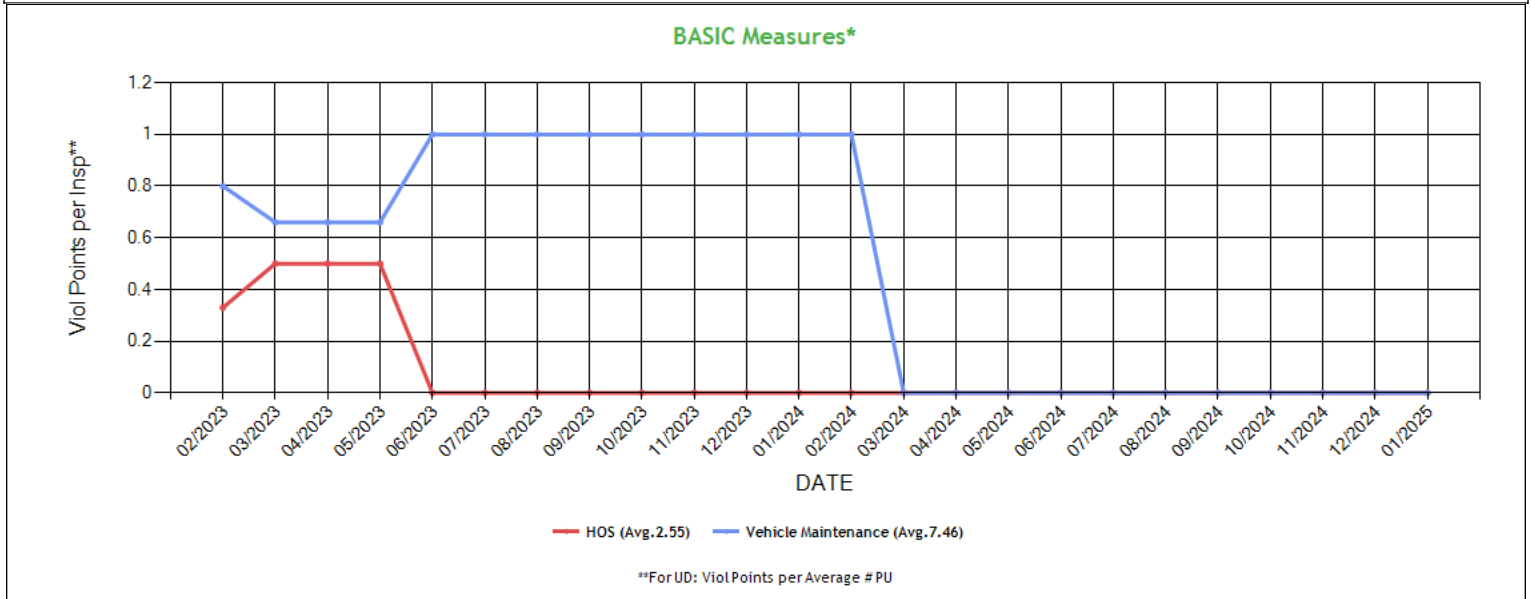
BASIC Scores History - Crash ToC

There are no Scores for this BASIC

BASIC Scores History - Hazmat ToC

There are no Scores for this BASIC

BASIC Measures: Violation Points per Inspection Trends ToC



* BASIC Measures are the absolute SMS scores that are compared within each Safety Event Group to determine the BASIC Score percentiles. Averages based on fleets with 1-5 power units.



BASIC Measures * - Table ToC

UD-Unsafe Driving, HOS-Hours of Service, DF-Driver Fitness, CS-Controlled Substances, VM-Vehicle Maintenance

Date	UD Measure	UD AC	UD with Viol	HOS Measure	HOS AC	HOS with Viol	DF Measure	DF AC	DF with Viol	CS Measure	CS AC	CS with Viol	VM Measure	VM AC	VM with Viol
01/2025	0.00	N	0	0.00	N	0	0.00	N	0	0.00	N	0	0.00	N	0
12/2024	0.00	N	0	0.00	N	0	0.00	N	0	0.00	N	0	0.00	N	0
11/2024	0.00	N	0	0.00	N	0	0.00	N	0	0.00	N	0	0.00	N	0
10/2024	0.00	N	0	0.00	N	0	0.00	N	0	0.00	N	0	0.00	N	0
09/2024	0.00	N	0	0.00	N	0	0.00	N	0	0.00	N	0	0.00	N	0
08/2024	0.00	N	0	0.00	N	0	0.00	N	0	0.00	N	0	0.00	N	0
07/2024	0.00	N	0	0.00	N	0	0.00	N	0	0.00	N	0	0.00	N	0
06/2024	0.00	N	0	0.00	N	0	0.00	N	0	0.00	N	0	0.00	N	0
05/2024	0.00	N	0	0.00	N	0	0.00	N	0	0.00	N	0	0.00	N	0
04/2024	0.00	N	0	0.00	N	0	0.00	N	0	0.00	N	0	0.00	N	0
03/2024	0.00	N	0	0.00	N	0	0.00	N	0	0.00	N	0	0.00	N	0
02/2024	0.00	N	0	0.00	N	0	0.00	N	0	0.00	N	0	1.00	N	1
01/2024	0.00	N	0	0.00	N	0	0.00	N	0	0.00	N	0	1.00	N	1
12/2023	0.00	N	0	0.00	N	0	0.00	N	0	0.00	N	0	1.00	N	1
11/2023	0.00	N	0	0.00	N	0	0.00	N	0	0.00	N	0	1.00	N	1
10/2023	0.00	N	0	0.00	N	0	0.00	N	0	0.00	N	0	1.00	N	1
09/2023	0.00	N	0	0.00	N	0	0.00	N	0	0.00	N	0	1.00	N	1
08/2023	0.00	N	0	0.00	N	0	0.00	N	0	0.00	N	0	1.00	N	1
07/2023	0.00	N	0	0.00	N	0	0.00	N	0	0.00	N	0	1.00	N	1
06/2023	0.00	N	0	0.00	N	0	0.00	N	0	0.00	N	0	1.00	N	1
05/2023	0.00	N	0	0.50	N	1	0.00	N	0	0.00	N	0	0.66	N	1
04/2023	0.00	N	0	0.50	N	1	0.00	N	0	0.00	N	0	0.66	N	1
03/2023	0.00	N	0	0.50	N	1	0.00	N	0	0.00	N	0	0.66	N	1
02/2023	0.00	N	0	0.33	N	1	0.00	N	0	0.00	N	0	0.80	N	1
01/2023	0.00	N	0	0.33	N	1	0.00	N	0	0.00	N	0	0.80	N	1
12/2022	0.00	N	0	0.33	N	1	0.00	N	0	0.00	N	0	0.80	N	1
11/2022	0.00	N	0	0.33	N	1	0.00	N	0	0.00	N	0	0.80	N	1
10/2022	0.00	N	0	0.33	N	1	0.00	N	0	0.00	N	0	0.80	N	1
09/2022	0.00	N	0	0.33	N	1	0.00	N	0	0.00	N	0	0.80	N	1
08/2022	0.00	N	0	0.25	N	1	0.00	N	0	0.00	N	0	0.85	N	1
07/2022	0.00	N	0	0.25	N	1	0.00	N	0	0.00	N	0	0.85	N	1
06/2022	0.00	N	0	0.44	N	1	0.00	N	0	0.00	N	0	0.85	N	1
05/2022	0.00	N	0	0.40	N	1	0.00	N	0	0.00	N	0	0.75	N	1
04/2022	0.00	N	0	0.40	N	1	0.00	N	0	0.00	N	0	0.75	N	1
03/2022	0.00	N	0	0.57	N	1	0.00	N	0	0.00	N	0	1.20	N	1
02/2022	0.00	N	0	1.00	N	1	0.00	N	0	0.00	N	0	0.00	N	0
01/2022	0.00	N	0	1.00	N	1	0.00	N	0	0.00	N	0	0.00	N	0
12/2021	0.00	N	0	1.00	N	1	0.00	N	0	0.00	N	0	0.00	N	0
11/2021	0.00	N	0	1.00	N	1	0.00	N	0	0.00	N	0	0.00	N	0
10/2021	0.00	N	0	1.00	N	1	0.00	N	0	0.00	N	0	0.00	N	0
09/2021	0.00	N	0	1.00	N	1	0.00	N	0	0.00	N	0	0.00	N	0
08/2021	0.00	N	0	1.00	N	1	0.00	N	0	0.00	N	0	0.00	N	0
07/2021	0.00	N	0	1.00	N	1	0.00	N	0	0.00	N	0	0.00	N	0
06/2021	0.00	N	0	0.00	N	0	0.00	N	0	0.00	N	0	0.00	N	0
05/2021	0.00	N	0	0.00	N	0	0.00	N	0	0.00	N	0	0.00	N	0
04/2021	0.00	N	0	0.00	N	0	0.00	N	0	0.00	N	0	0.00	N	0
03/2021	0.00	N	0	0.00	N	0	0.00	N	0	0.00	N	0	0.00	N	0
02/2021	0.00	N	0	0.00	N	0	0.00	N	0	0.00	N	0	0.00	N	0
01/2021	0.00	N	0	0.00	N	0	0.00	N	0	0.00	N	0	0.00	N	0
12/2020	0.00	N	0	0.00	N	0	0.00	N	0	0.00	N	0	0.00	N	0

* BASIC Measures are the absolute SMS scores that are compared within each Safety Event Group to determine the BASIC Score percentiles.



KPI: BASIC Measures by Fleet Size and Cargo Group ToC														
Fleet Size: 1-5 PUs														
	Unsafe Driving		Hours of Service		Driver Fitness		Controlled Substance		Vehicle Maintenance		HM Compliance		Crash	
Cargo Group (Companies)	Avg.	Comp. to Avg.	Avg.	Comp. to Avg.	Avg.	Comp. to Avg.	Avg.	Comp. to Avg.	Avg.	Comp. to Avg.	Avg.	Comp. to Avg.	Avg.	Comp. to Avg.
General Freight (483104)	0.79	Better	0.23	Better	0.20	Better	0.02	Better	1.91	Better	0.01	Better	0.06	Better
SHOKAR REFRIGERATED INC	0.00		0.00		0.00		0.00		0.00		0.00		0.00	

Estimated ISS Score: 64 Optional Inspect ToC About the Inspection Selection System



Estimated ISS Score History - Table ToC

Date	Estimated ISS Score	Recommendation	Algorithm
01/31/2025	64	Optional Inspect	Insufficient Data Algorithm
12/27/2024	64	Optional Inspect	Insufficient Data Algorithm
11/29/2024	64	Optional Inspect	Insufficient Data Algorithm
10/25/2024	64	Optional Inspect	Insufficient Data Algorithm
09/27/2024	64	Optional Inspect	Insufficient Data Algorithm
08/30/2024	64	Optional Inspect	Insufficient Data Algorithm
07/26/2024	64	Optional Inspect	Insufficient Data Algorithm
06/28/2024	64	Optional Inspect	Insufficient Data Algorithm
05/31/2024	64	Optional Inspect	Insufficient Data Algorithm
04/26/2024	64	Optional Inspect	Insufficient Data Algorithm
03/29/2024	65	Optional Inspect	Insufficient Data Algorithm
02/23/2024	72	Optional Inspect	Insufficient Data Algorithm
01/26/2024	72	Optional Inspect	Insufficient Data Algorithm
12/29/2023	72	Optional Inspect	Insufficient Data Algorithm
11/24/2023	72	Optional Inspect	Insufficient Data Algorithm
10/27/2023	72	Optional Inspect	Insufficient Data Algorithm
09/29/2023	72	Optional Inspect	Insufficient Data Algorithm
08/25/2023	72	Optional Inspect	Insufficient Data Algorithm
07/28/2023	72	Optional Inspect	Insufficient Data Algorithm
06/30/2023	72	Optional Inspect	Insufficient Data Algorithm
05/26/2023	1	Pass	Safety Algorithm
04/28/2023	1	Pass	Safety Algorithm
03/31/2023	1	Pass	Safety Algorithm
02/24/2023	1	Pass	Safety Algorithm
01/27/2023	1	Pass	Safety Algorithm
12/30/2022	1	Pass	Safety Algorithm
11/25/2022	1	Pass	Safety Algorithm
10/28/2022	1	Pass	Safety Algorithm
09/30/2022	1	Pass	Safety Algorithm
08/26/2022	1	Pass	Safety Algorithm
07/29/2022	23	Pass	Safety Algorithm
06/24/2022	24	Pass	Safety Algorithm
05/27/2022	1	Pass	Safety Algorithm
04/29/2022	1	Pass	Safety Algorithm
03/25/2022	1	Pass	Safety Algorithm
02/25/2022	72	Optional Inspect	Insufficient Data Algorithm
01/28/2022	72	Optional Inspect	Insufficient Data Algorithm
12/31/2021	72	Optional Inspect	Insufficient Data Algorithm
11/26/2021	72	Optional Inspect	Insufficient Data Algorithm
10/29/2021	72	Optional Inspect	Insufficient Data Algorithm
09/24/2021	72	Optional Inspect	Insufficient Data Algorithm
08/27/2021	71	Optional Inspect	Insufficient Data Algorithm
07/30/2021	71	Optional Inspect	Insufficient Data Algorithm
06/25/2021	64	Optional Inspect	Insufficient Data Algorithm
05/28/2021	63	Optional Inspect	Insufficient Data Algorithm
04/30/2021	63	Optional Inspect	Insufficient Data Algorithm
03/26/2021	63	Optional Inspect	Insufficient Data Algorithm
02/26/2021	63	Optional Inspect	Insufficient Data Algorithm
01/29/2021	63	Optional Inspect	Insufficient Data Algorithm
12/18/2020	63	Optional Inspect	Insufficient Data Algorithm

Investigation Results ToC

No Investigations reported on FMCSA website



Penalties History [ToC](#)

There is a problem with the Penalties data on FMCSA website.

Acute Critical Violations (Based on Investigations as per CSA Methodology Appendix A) [ToC](#)

No Data

No red flag violations in the last 24 months

DOT Registration Information: The following information on this specific DOT # is from the Federal DOT (as of Operating Authority

DOT Registration: 12/07/2020		Total Power Units: 1		Total Trucks: 1		Total Trailers: 0		Total Passenger Vehicles: 0	
Status	Entity Type	Organization Type	Nation		Total Cars		Drivers / CDL Drivers		
A	C	-	US		0		2 / 2		
MCS-150 Date	Op Codes	Shipper Op Codes	Shipper HazMat Op Codes		Latest Review Type		Latest Review Document Number(Date)		
06/21/2023	A						()		
MCS-150 Mileage (Year)	Record Update Date	Transports Hazmats	DOT Census Date		Recordable Accident Rate		Preventable Accident Rate		
80,000 (2022)	06/21/2023	N	12/07/2020		0%		0%		
MCS-151 Mileage	Safety Rating (Date)	SEA Accident	SEA Driver		SEA Vehicle		SEA Management		
144000	None (None)	0%	0%		0%		0%		
Classification Codes		Cargo Carried (per MCS-150)							
Authorized-For-Hire		General Freight							

DOT MCS-150 History [ToC](#)

(as of 07/09/2023 DOT census)

Census Date	MCS-150 Date	MCS-150 Mileage	VMY Year	Power Units	Drivers	Trailers	Company Rep1	Company Rep2	Email
7/9/2023	6/21/2023	80000	2022	1	2	3	GURDEPAK SHOKAR		SHOKAR.REFRIGERATED@GMAIL.COM
12/9/2020	12/7/2020	0		1	1	0	GURDEPAK SHOKAR		SHOKAR.REFRIGERATED@GMAIL.COM

Crash Summary Chart [ToC](#)**Crashes Summary - Chart** (based on all available crash data)

No Data

Crashes Summary - Table (based on all available crash data) [ToC](#)

	TOTAL	Last 6 months	7-12 months	13-18 months	19-24 months	25-30 months	30-36 months	37-41 months	42-48 months	Over 49 months
Total Reportable	0	0	0	0	0	0	0	0	0	0
Fatalities	0	0	0	0	0	0	0	0	0	0
Injuries	0	0	0	0	0	0	0	0	0	0
Tow Away	0	0	0	0	0	0	0	0	0	0
With Citations	0	0	0	0	0	0	0	0	0	0
Federal Recordable	0	0	0	0	0	0	0	0	0	0
Preventable	0	0	0	0	0	0	0	0	0	0
Crash per Pwr Unit	-	0.0%	0.0%	0.0%	0.0%	0.0%	0.0%	0.0%	0.0%	-



Inspection Summary ToC

The following inspection information is based on results for 24 months prior to: 03/03/2025. Please note that the total inspections number is not necessarily the total of the vehicle, driver and hazmat inspections, as one inspection may have included any combination of the below inspections.

Overall	Vehicle	Driver	Hazmat
(Please note that the total inspections number is not necessarily the total of the vehicle, driver and hazmat inspections, as one inspection may have included any combination of the below inspections) Total Inspections: 0 Total Out of Service: 0 Out of Service: 0% National Average: 21.33% Difference: -21.33%	Total Inspections: 0 Total Out of Service: 0 Out of Service: 0.00% National Average: 25.44% Difference: -25.44%	Total Inspections: 0 Total Out of Service: 0 Out of Service: 0.00% National Average: 6.78% Difference: -6.78%	Total Inspections: 0 Total Out of Service: 0 Out of Service: 0.00% National Average: 2.97% Difference: -2.97%

KPI: Inspection Viol OOS Rates by Cargo Group ToC

Cargo Group	OVERALL		VEHICLE		DRIVER		HAZMAT	
	Average	Compared to Average	Average	Compared to Average	Average	Compared to Average	Average	Compared to Average
SHOKAR REFRIGERATED INC	0%		0%		0%		0%	
No data								

FHWA Registration Information: The following data on this Motor Carrier is from the Federal Hwy Administration (as of 6/23/2023)

Docket Number	DOT Number	Company Name	DBA Name	Address	City	State	Country	ZIP Code
MC1176316	3532253	SHOKAR REFRIGERATED INC		8500 GREY IRON CT	ANTELOPE	CA	US	95843
Phone Number	Fax Number	Mail Address	Mail City	Mail State	Mail Contry	Mail ZIP Code	Mail Phone Number	Mail Fax Number
(916)-547-7195								
Date of Last Change	Freight	Passenger	Household Goods	Active Authority	Pending Authority	Revocation Pending Authority		
6/23/2023	Y	N	N	/	/	/		

Insurance Required (as of 03/04/2025) ToC

Docket Number	Insurance Type	Insurance Required	Insurance on File
MC1176316	BIPD	\$750k	\$0k
MC1176316	Cargo	No	No
MC1176316	Bond	No	No

Active / Pending Insurance (as of 03/04/2025)

No Data

Insurance History (as of 03/04/2025)

Docket Number	Form	Type	Insurance Carrier	Policy/Surety	Coverage From	Coverage To	Effective Date From	Effective Date To
MC1176316	91X	BIPD/Primary	SECURITY NATIONAL INSURANCE CO.	SMC1796163	\$0k	\$750k	12/25/2021	12/25/2022 Cancelled
MC1176316	91X	BIPD/Primary	SECURITY NATIONAL INSURANCE CO.	SMC1796163	\$0k	\$750k	12/25/2020	12/25/2021 Cancelled



FHWA Authorities (as of 03/04/2025) ToC

Docket#	L&I Name	Active Authority	Inactive Authority	Pending Authority	Revocation Pending Authority	Freight	Passenger	Household Goods
MC1176316	SHOKAR REFRIGERATED INC		Common /			Yes	No	No

Authority History (as of 03/04/2025)

Docket Number	Sub	Auth Type	Original Action	Disposition
MC1176316		COMMON	INVOLUNTARY REVOCATION 11/29/2021 12:00:00 AM	DISCONTINUED REVOCATION 12/27/2021 12:00:00 AM
MC1176316		COMMON	GRANTED 1/4/2021 12:00:00 AM	REVOKED 1/3/2023 12:00:00 AM

Severe Violations (i.e. those with >= 8 points) - Chart ToC

No Data

Severe Violations (i.e. those with >= 8 points) - Table

No Data

Violation Report ToC

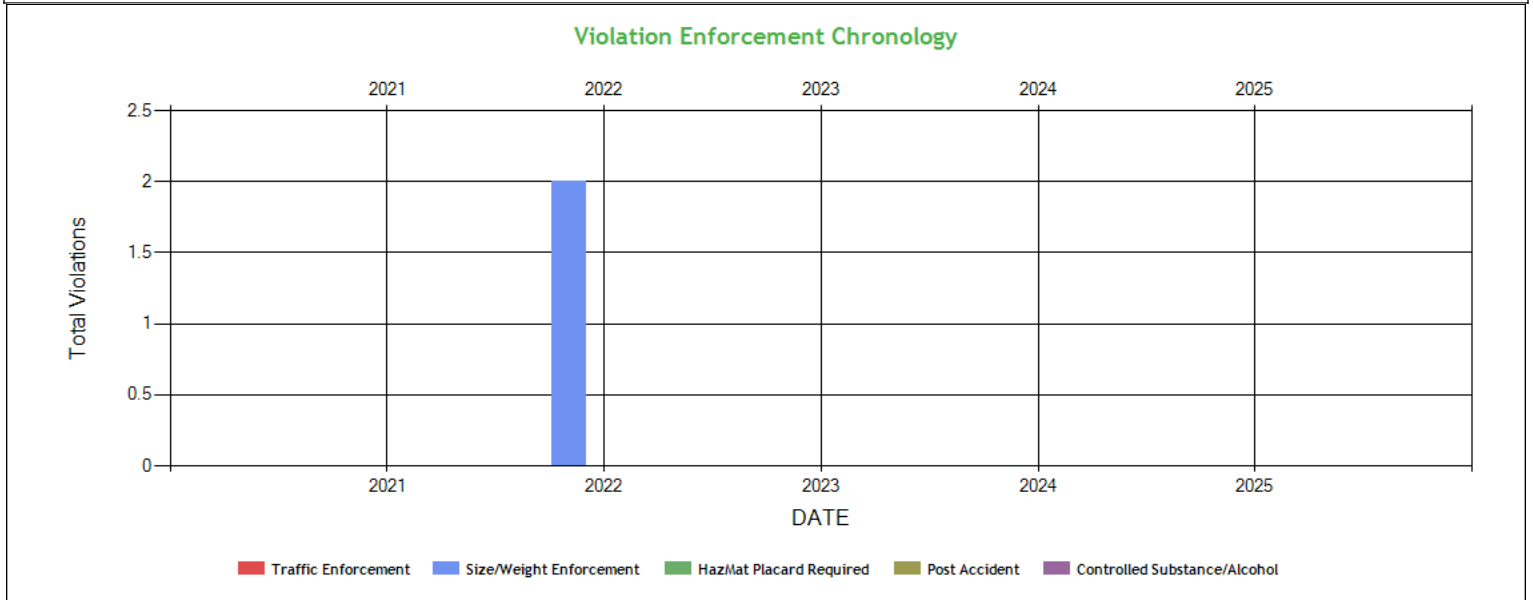
Inspection Date	Inspection State	BASIC	Violation Description	OOS	VIN	Severity Points
02/28/2022	CA	Vehicle Maintenance	396.3A1 - Inspection/repair and maintenance parts and accessories	No	1UYVS2531GU505032	2
06/24/2021	IN	Hours-Of-Service	395.22H4 - Driver failed to maintain supply of blank driver's records of duty status graph-grids	No	1XPBD49X5MD747031	1
06/24/2021	IN	Hours-Of-Service	395.30B1 - Driver failed to certify the accuracy of the information gathered by the ELD	No	1XPBD49X5MD747031	1

No filters were applied when generating this report, see the live report for more options.

No data for Violation Summary



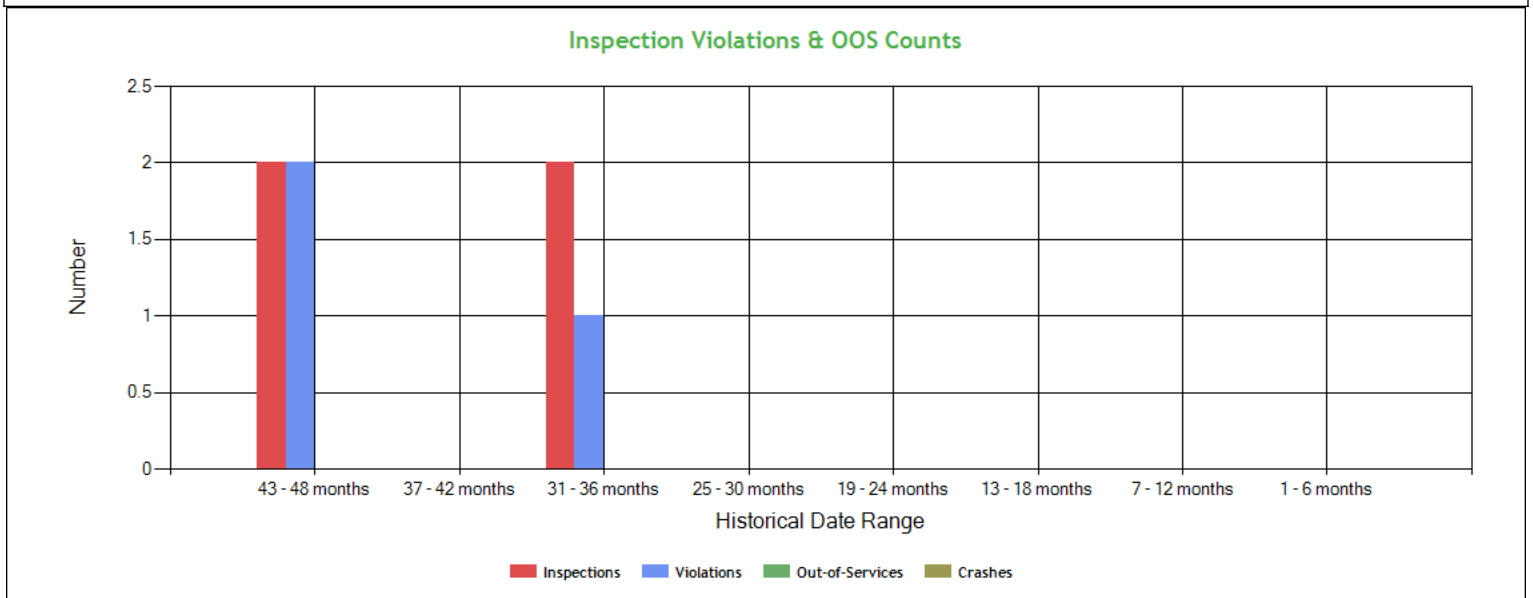
Violation Enforcement Chronology - Chart ToC



Violation Enforcement Chronology - Table ToC

	2021	2022	2023	2024	2025
Traffic Enforcement	0	0	0	0	0
Size/Weight Enforcement	0	2	0	0	0
HazMat Placard Required	0	0	0	0	0
Post Accident	0	0	0	0	0
Controlled Substance/Alcohol	0	0	0	0	0

Inspection Violations & OOS Counts - Chart ToC





Inspection Violations & OOS Counts - Table [ToC](#)

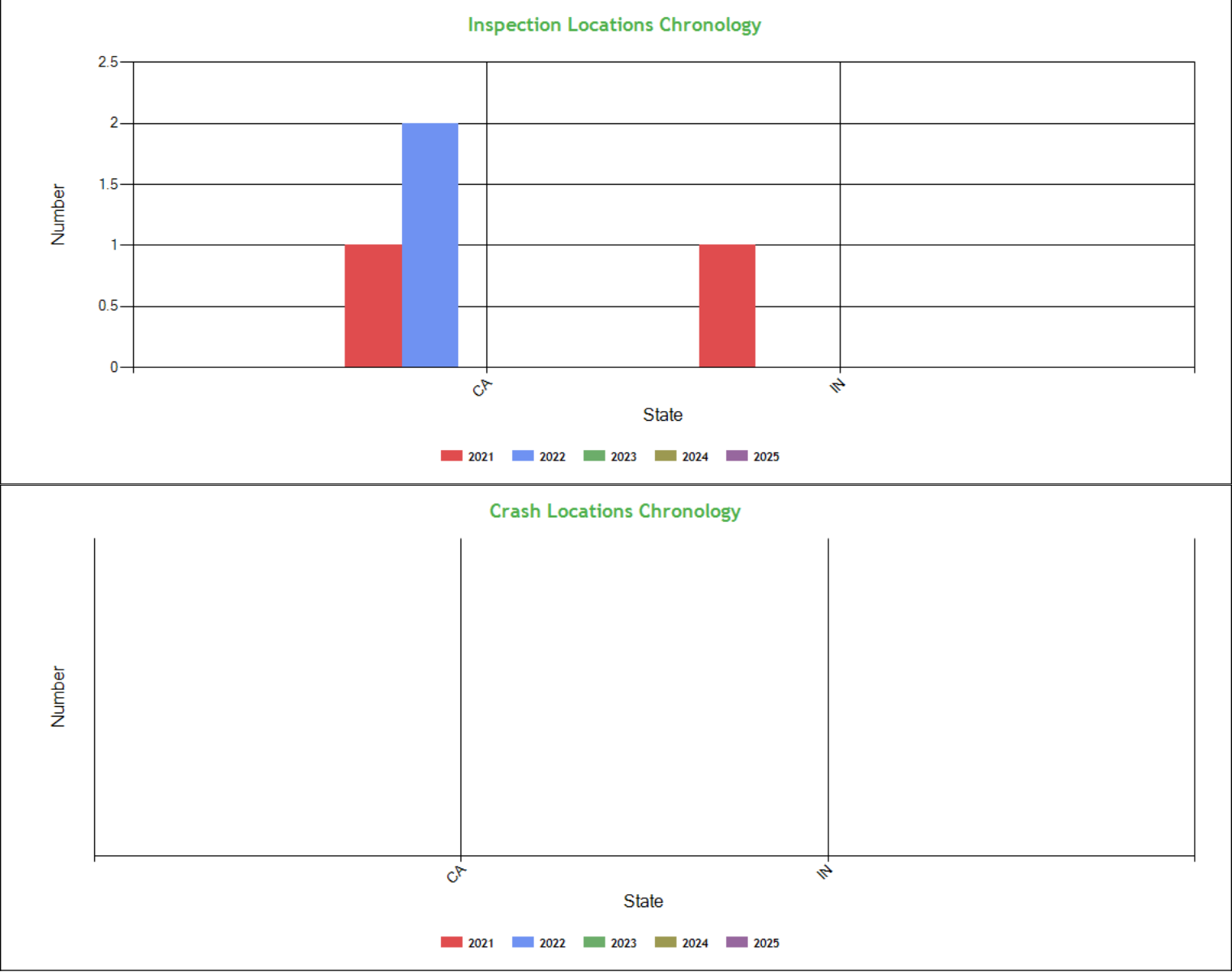
Date Range	Inspections	Violations	Out-of-Services	Crashes
TOTAL	4	3	0	0
1 - 6 months	0	0	0	0
7 - 12 months	0	0	0	0
13 - 18 months	0	0	0	0
19 - 24 months	0	0	0	0
25 - 30 months	0	0	0	0
31 - 36 months	2	1	0	0
37 - 42 months	0	0	0	0
43 - 48 months	2	2	0	0

Radius of Operation (based on Inspections and Crashes during the past 3 years) [ToC](#)

	Total	Drive between 0 and 50 miles radius	Drive between 51 and 200 miles radius	Drive between 201 and 300 miles radius	Drive between 301 and 400 miles radius	Drive between 401 and 500 miles radius	Drive between 501 and 600 miles radius	Drive beyond 600 miles radius
Power Units (i.e. unique VINs)	1	0	0	1	0	0	0	0
Percent	100%	0%	0%	100%	0%	0%	0%	0%



Inspection & Crash Locations - Chart [ToC](#)



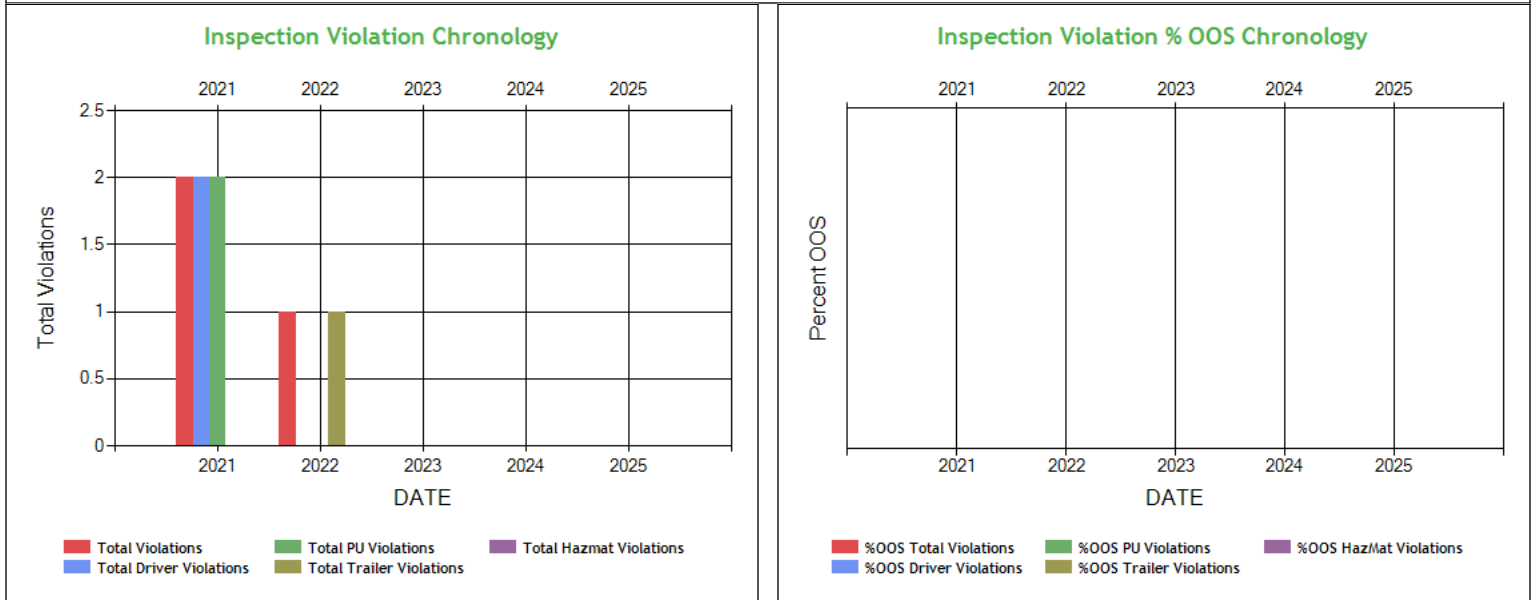
Inspection & Crash Locations - Table [ToC](#)

State	Inspections					Violations					Out-of-Services					Crashes				
	2021	2022	2023	2024	2025	2021	2022	2023	2024	2025	2021	2022	2023	2024	2025	2021	2022	2023	2024	2025
TOTAL	2	2	0	0	0	2	1	0	0	0	0	0	0	0	0	0	0	0	0	0
CA	1	2	0	0	0	0	1	0	0	0	0	0	0	0	0	0	0	0	0	0
IN	1	0	0	0	0	2	0	0	0	0	0	0	0	0	0	0	0	0	0	0

No hot spot data in the last 12 months



Inspection Violation % OOS Chronology - Chart [ToC](#)

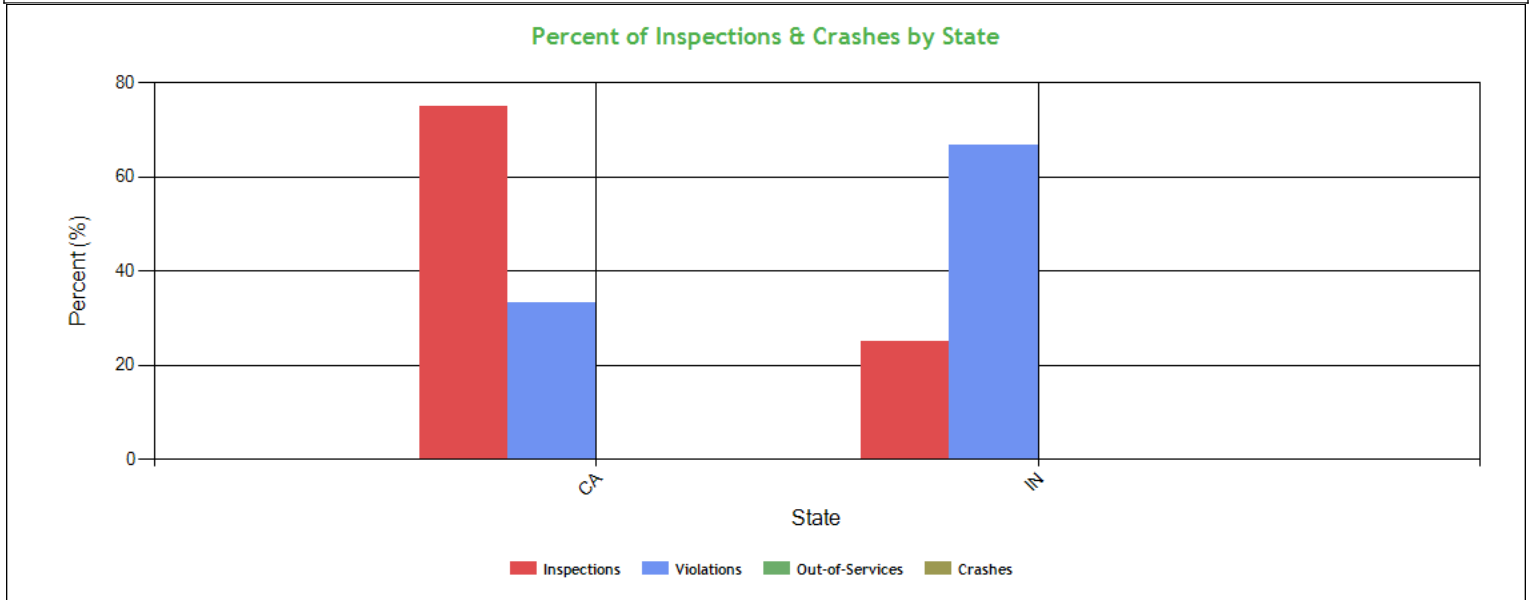


Inspection Violation % OOS Chronology - Table [ToC](#)

	2021	2022	2023	2024	2025
Total Violations	2	1	0	0	0
Total Out Of Services	0	0	0	0	0
%OOS Total Violations	0	0	0	0	0
Total Driver Violations	2	0	0	0	0
Total Driver Out Of Services	0	0	0	0	0
%OOS Driver Violations	0	0	0	0	0
Total PU Violations	2	0	0	0	0
Total PU Out Of Services	0	0	0	0	0
%OOS PU Violations	0	0	0	0	0
Total Trailer Violations	0	1	0	0	0
Total Trailer Out Of Services	0	0	0	0	0
%OOS Trailer Violations	0	0	0	0	0
Total Hazmat Violations	0	0	0	0	0
Total Hazmat Out Of Services	0	0	0	0	0
%OOS HazMat Violations	0	0	0	0	0



Percent of Insp & Crash by State - Chart ToC



Percent of Insp & Crash by State - Table (based on Inspection data from the last 4 years) ToC

State	Inspections		Violations		Out-of-Services		Crashes	
	Total	Percent	Total	Percent	Total	Percent	Total	Percent
	4	100	3	100	0	100	0	100
CA	3	75	1	33.3	0	0	0	0
IN	1	25	2	66.7	0	0	0	0

VIN Insp Summary by State (based on inspection from the last 2 years) ToC

VIN	Insp	Viol Pts	Counts in each State			
			CA		IN	
			Insp	Viol Pts	Insp	Viol Pts
TOTALS	6/4*	4/4**	3	2	1	2
1UYVS2531GU505032	3	2	3	2	0	0
1XPBD49X5MD747031	3	2	2	0	1	2
*<Total number of inspections for these 2 VIN(s)>/n<Total number of inspections for these 2 state(s)>						
**<Total severity sum for these 2 VIN(s)>/n<Total severity sum for these 2 state(s)>						

Violations By Unit Type ToC

of Violations: 0 Total Severity: 0

Equipment Ownership ToCEquipment Ownership (based on MCS-150 dated 6/21/2023)

	Trucks	Tractors	Trailers	Motor Coaches	Vans
Owned	0	1	0	0	0
Term Leased	0	0	0	0	0
Trip Leased	0	0	3	0	0
Total No.	0	1	3	0	0



Equipment Details Power Units ToC

VIN	Latest Insp Date	Year	Make	Model	Body Class	Body Type	Axles	Len	Fuel Type
1XPBD49X5MD 747031	03/29/2022	2021	PETERBILT	579	Truck-Tractor	-	-	-	Diesel

Equipment Details Trailers

VIN	Latest Insp Date	Year	Make	Model	Body Class	Body Type	Axles	Len	Fuel Type
1UYVS2531GU5 05032	03/29/2022	2016	UTILITY	Utility Trailer Manufacturer	Trailer	Van Trailer	2	53	-

No Vehicle Age data

States of Power Unit Registrations ToC

State	CA	IN
Number of Power Units	1	1

Equipment Acquisitions - Table ToC

	Power Units inspected for 1st time in past 12 months	Power Units inspected for 1st time in past 24 months	Power Units inspected during entire date range	Trailers inspected for 1st time in past 12 months	Trailers inspected for 1st time in past 24 months	Trailers inspected during entire date range
Unique VINs	0	0	1	0	0	1
Unique License Plates	0	0	1	0	0	1
License Plate States	0	0	1	0	0	1

Driver Details ToC Driver Details (based on MCS-150 dated 6/21/2023)

	Within 100 mi	Beyond 100 mi	TOTAL
# Drivers Interstate	0	2	2
# Drivers Intrastate	0	0	0
TOTAL	0	2	/

Avg. # Trip Lease Drivers/Mo: 0 # Drivers Grand Total: 2 # Drivers Commercially Licensed: 2

Shared VIN Summary ToC

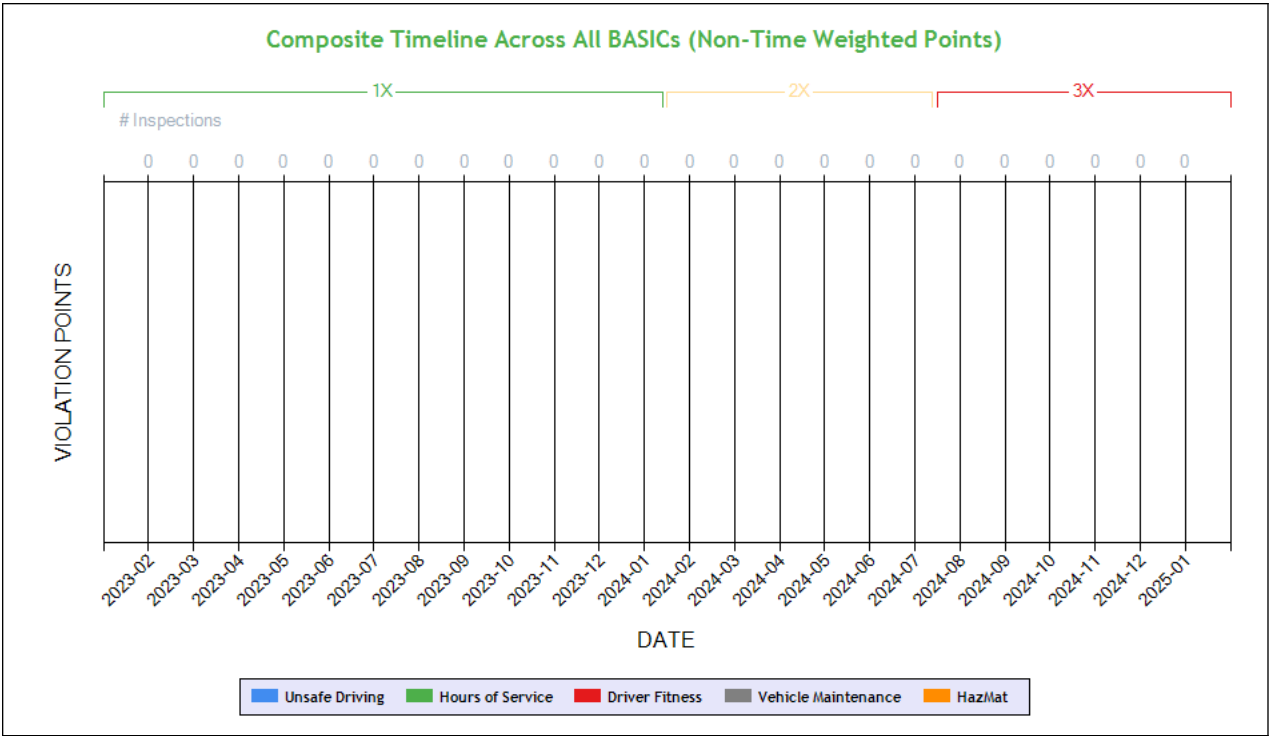
No Data

SHIPPERS DETAIL ToC based on Inspection results for the last 4 years

Shipper Name	Number of Inspections	Shipper Name	Number of Inspections
No Shipper listed	2	FIVE CROWNS INC	1
PRAIRIE STAR FARMS	1		



Carrier Underwriting Report Safety Summary **ToC**



Time-Weighted Violation Points - no data available to draw a chart
Time-Weighted Violation Points by Vehicle - no data available to draw a chart

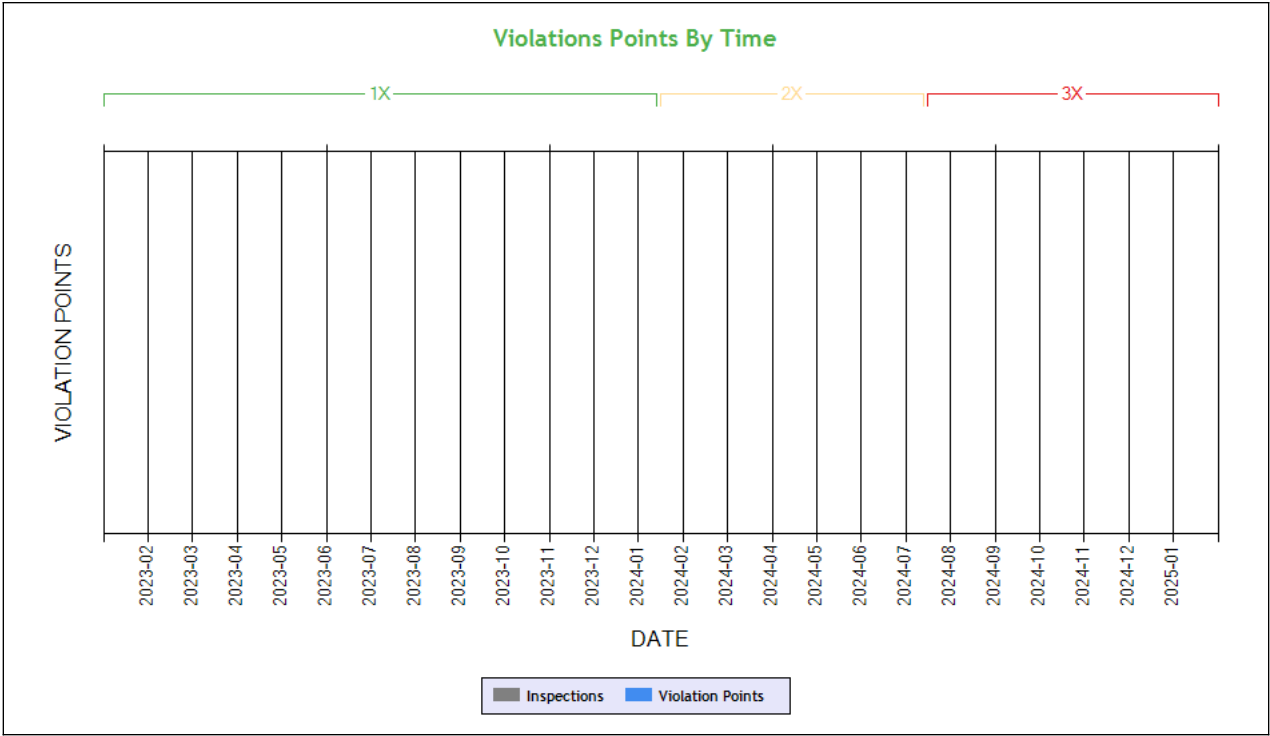
See the Excel file for the complete analysis # Violations is in (1-6/7-12/13-24mo)

Shaded = Out Of Service Violation		
Violation Group		
Violation Description	Total Time-weighted Points by VIN	% of Total Time-weighted Points by VIN
Driver Resp		
Total Time-weighted Points		
% Total Time-Wt Pts		



SAFETY ANALYSIS ToC

Unsafe Driving



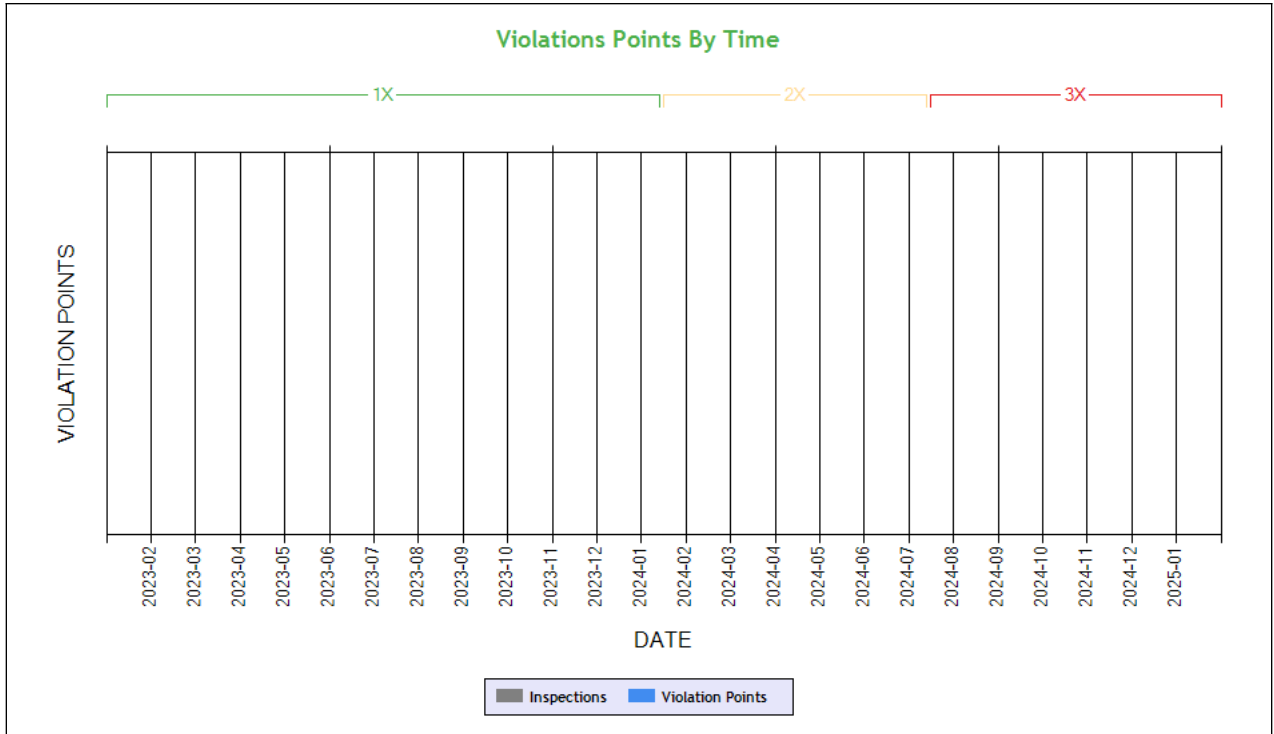
Time-Weighted Violation Points - no data available to draw a chart
Time-Weighted Severity Points by Vehicle - no data available to draw a chart

See the Excel file for the complete analysis # Violations is in (1-6/7-12/13-24mo)

Shaded = Out Of Service Violation		
Violation Group		
Violation Description	Total Time-weighted Points by VIN	% of Total Time-weighted Points by VIN
Driver Resp		
Total Time-weighted Points		
% Total Time-Wt Pts		

HOS Compliance

Time-Weighted Violation Points - no data available to draw a chart
Time-Weighted Severity Points by Vehicle - no data available to draw a chart



Carrier Software
 1-800-646-5152
 info@CarrierSoftware.com

CONFIDENTIAL - Intended for use by Amerigo Insurance Agency - Date: 3/4/2025
SHOKAR REFRIGERATED INC - DOT# 3532253 / MC1176316

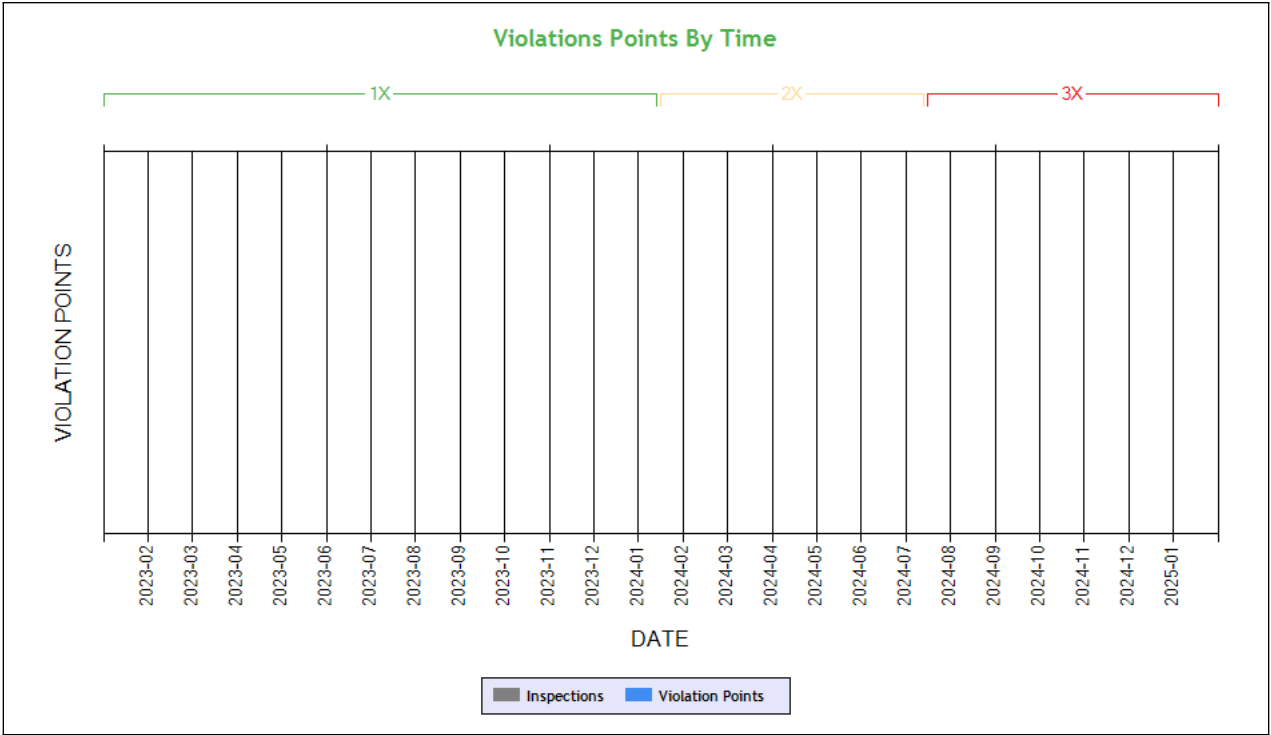
See the Excel file for the complete analysis

Violations is in (1-6/7-12/13-24mo)

Shaded = Out Of Service Violation		
Violation Group		
Violation Description	Total Time-weighted Points by VIN	% of Total Time-weighted Points by VIN
Driver Resp		
Total Time-weighted Points		
% Total Time-Wt Pts		



Driver Fitness



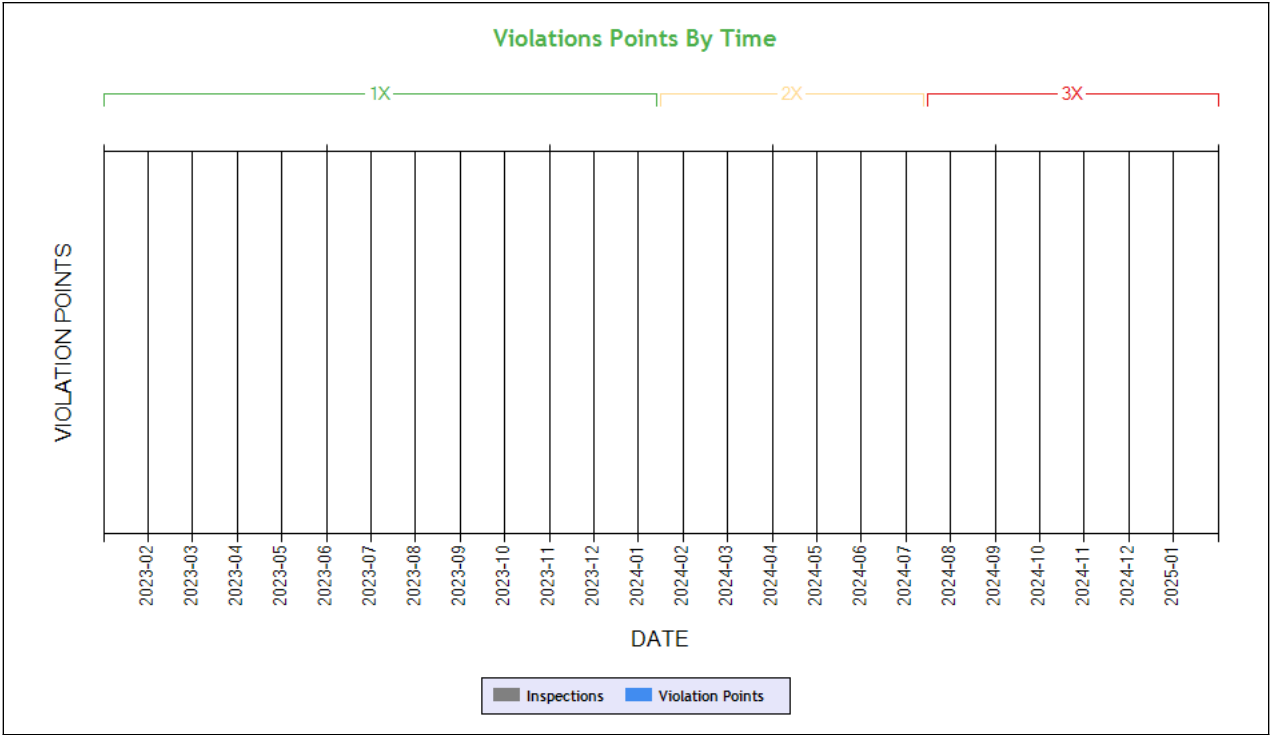
Time-Weighted Violation Points - no data available to draw a chart
Time-Weighted Severity Points by Vehicle - no data available to draw a chart

See the Excel file for the complete analysis # Violations is in (1-6/7-12/13-24mo)

Shaded = Out Of Service Violation		
Violation Group		
Violation Description	Total Time-weighted Points by VIN	% of Total Time-weighted Points by VIN
Driver Resp		
Total Time-weighted Points		
% Total Time-Wt Pts		



Vehicle Maintenance



Time-Weighted Violation Points - no data available to draw a chart
Time-Weighted Severity Points by Vehicle - no data available to draw a chart

See the Excel file for the complete analysis # Violations is in (1-6/7-12/13-24mo)

Shaded = Out Of Service Violation		
Violation Group		
Violation Description	Total Time-weighted Points by VIN	% of Total Time-weighted Points by VIN
Driver Resp		
Total Time-weighted Points		
% Total Time-Wt Pts		

COLOR CODED CRASH TABLE ToC

No crashes have been reported by the DOT on this Motor Carrier
INSPECTIONS WITH SHARED EQUIPMENT:
No Data



LEGEND

Vehicle Information

Inspection for DOT # being analyzed

Inspection for Different DOT #

Crash Information for specific VIN

INSPECTION DETAILS for ALL Inspections

PDF shows the first 100 Power Unit & Trailer VINs with most recent inspections using data from the last 4 years

POWER UNIT Inspections Section

VIN: 1XPBD49X5MD747031			Unit: Truck Tractor		Year: 2021	Make: PETERBILT	
DOT No: 3532253		Docket No: MC1176316		Name: SHOKAR REFRIGERATED INC			Interstate: Yes
Date	Unit License	Unit Lic State	Violation Unit	Violation Description	Severity	OOS	Citation
03/29/2022	XP83250	CA	-	-	-	-	-
02/28/2022	XP83250	CA	-	-	-	-	-
06/24/2021	XP78360	CA	D	395.22H4 - Driver failed to maintain supply of blank driver's records of duty status graph-grids	1	No	
06/24/2021	XP78360	CA	D	395.30B1 - Driver failed to certify the accuracy of the information gathered by the ELD	1	No	
05/27/2021	XP83250	CA	-	-	-	-	-

TRAILER Inspections Section

VIN: 1XPBD49X5MD747031			Unit: Truck Tractor		Year: 2021	Make: PETERBILT	
DOT No: 3532253		Docket No: MC1176316		Name: SHOKAR REFRIGERATED INC			Interstate: Yes
Date	Unit License	Unit Lic State	Violation Unit	Violation Description	Severity	OOS	Citation
03/29/2022	XP83250	CA	-	-	-	-	-
02/28/2022	XP83250	CA	-	-	-	-	-
06/24/2021	XP78360	CA	D	395.22H4 - Driver failed to maintain supply of blank driver's records of duty status graph-grids	1	No	
06/24/2021	XP78360	CA	D	395.30B1 - Driver failed to certify the accuracy of the information gathered by the ELD	1	No	
05/27/2021	XP83250	CA	-	-	-	-	-

Inspection Summary By Month (based on inspections from the last 4 years) ToC

Year-Month	Number of Inspections	Number of Power Units	Total Violations	Total OOS Inspections	Total Severity Points	Number of Crashes
2022-03	1	1	0	0	0	0
2022-02	1	1	1	0	2	0
2021-06	1	1	2	0	2	0
2021-05	1	1	0	0	0	0

Note: The most recent month's counts may not include all the inspections for that month.

VIN Inspection Violation Details ToC

of VINs: 2 # of Insp: 4 Severity Weight: 8 Avg. Weight/VIN: 2.0 (based on inspections in the last 4 years, showing top 50 VINs inspected most recently)



VIN 1UYVS2531GU505032		# of Inspections: 2		Total Severity: 4		Percentage of Total: 50.00%		Avg. Weight Per Inspection: 2.0	
Inspection Date	Inspection ID	Inspection State	Location Description	Total Severity	# of Violations	Shipper Name	Inspection Level	Post Accident	Out of Service
02/28/2022	74938146	CA	DUNSMUIR GRADE IF	2	1	N/A	1	No	No
BASIC		Unit Type		Severity		Description		Out of Service	
Vehicle Maintenance		Semi Trailer		2		396.3A1:Inspection/repair and maintenance parts and access		No	
Inspection Date	Inspection ID	Inspection State	Location Description	Total Severity	# of Violations	Shipper Name	Inspection Level	Post Accident	Out of Service
06/24/2021	73026233	IN	SR67 @ CR 300 W	2	2	PRAIRIE STAR FARMS	3	No	No
BASIC		Unit Type		Severity		Description		Out of Service	
Hours-Of-Servce Compliance		Semi Trailer		1		395.22H4:Driver failed to maintain supply of blank driver's		No	
Hours-Of-Servce Compliance		Semi Trailer		1		395.30B1:Driver failed to certify the accuracy of the infor		No	
VIN 1XPBD49X5MD747031		# of Inspections: 2		Total Severity: 4		Percentage of Total: 50.00%		Avg. Weight Per Inspection: 2.0	
Inspection Date	Inspection ID	Inspection State	Location Description	Total Severity	# of Violations	Shipper Name	Inspection Level	Post Accident	Out of Service
02/28/2022	74938146	CA	DUNSMUIR GRADE IF	2	1	N/A	1	No	No
BASIC		Unit Type		Severity		Description		Out of Service	
Vehicle Maintenance		Truck Tractor		2		396.3A1:Inspection/repair and maintenance parts and access		No	
Inspection Date	Inspection ID	Inspection State	Location Description	Total Severity	# of Violations	Shipper Name	Inspection Level	Post Accident	Out of Service
06/24/2021	73026233	IN	SR67 @ CR 300 W	2	2	PRAIRIE STAR FARMS	3	No	No
BASIC		Unit Type		Severity		Description		Out of Service	
Hours-Of-Servce Compliance		Truck Tractor		1		395.22H4:Driver failed to maintain supply of blank driver's		No	
Hours-Of-Servce Compliance		Truck Tractor		1		395.30B1:Driver failed to certify the accuracy of the infor		No	

Inspection History ToC							
Inspection Date	Report Number	Report State	Plate Number	Plate State	Type	Severity Weight	Time Weight
03/29/2022	UDKP002119	CA	XP83250	CA	Truck Tractor		0
02/28/2022	NCV6003747	CA	XP83250	CA	Truck Tractor		0
1XPBD49X5MD747031 - Power Unit - Vehicle Maintenance Violation: 396.3A1Inspection/repair and maintenance parts and accessories						2	
06/24/2021	7815000176	IN	XP78360	CA	Truck Tractor		0
1XPBD49X5MD747031 - Power Unit - Hours-Of-Servce Violation: 395.22H4Driver failed to maintain supply of blank driver's records of duty status graph-grids						1	
1XPBD49X5MD747031 - Power Unit - Hours-Of-Servce Violation: 395.30B1Driver failed to certify the accuracy of the information gathered by the ELD						1	
05/27/2021	NBYF000238	CA	XP83250	CA	Truck Tractor		0
Only the first 20 inspections are shown. See the live report for more data.							