



Table of Contents

1. Overview	2. BASIC Scores History
3. BASIC Measures	4. KPI: BASIC Measures by Cargo Group
5. Estimated ISS Score	6. Investigation Results
7. Penalties History	8. Acute Critical Violations
9. Red Flag Violation Details	10. DOT Registration Information
11. DOT MCS-150 History	12. Crash Summary
13. Inspection Summary	14. KPI: Inspection Viol OOS Rates by Cargo Group
15. FHWA Registration Information	16. FHWA Insurance Information
17. FHWA Authorities	18. Severe Violations
19. Violation Report	20. Violation Summary
21. Violation Enforcement Chronology	22. Inspection Violations & OOS Counts
23. Radius Of Operation	24. Inspection & Crash Locations
25. Cargo Hot Spots	26. Inspection Violations & OOS Chronology
27. Percent of Insp & Crash by State	28. VIN Insp Summary by State
29. Violations By Unit Type	30. Equipment Ownership
31. Equipment Details	32. Vehicle Age
33. States of Power Unit Registrations	34. Equipment Acquisitions
35. Driver Details	36. Shared VIN Summary
37. Shipper Table	38. Safety Summary
39. Safety Details	40. Crash Detail Color Coded
41. Inspections with Shared Equipment	42. Inspection Tabular Details
43. Inspection Summary By Month	44. VIN Inspection Violation Details
45. Inspection History	



Business Address

1358 MONTEREY ST
MADERA, CA
93637

Contact Info

(571)-309-2825

DSVTRUCKINGINC@GMAIL.COM

FHWA Address

1358 MONTEREY ST
MADERA, CA, 93637
Phone: (571)-309-2825

Mailing Address

1358 MONTEREY ST
MADERA, CA
93637

Overview [ToC](#)

Operating Status: AUTHORIZED FOR Property
One other company viewed this DOT in the past two months
Crash/PU ratio: 0.0%
Clean Inspection ratio: 77.78%

Estimated BASIC Scores (as of 10/25/2024)

	Unsafe Driving	Hours of Service	Driver Fitness	Controlled Sub. and Alcohol	Vehicle Maintenance	HM Compliance	Crash
Relative Scores	0% ○	0% ⬇	0% ○	0% ○	0% ○	0% ○	0% ○
Alert Status	No	No	No	No	No	No	No



Estimated Inspection Selection System (ISS) Score: 1
Category: Pass

BASIC Scores History - Unsafe Driving [ToC](#)

There are no Scores for this BASIC

BASIC Scores History - Hours of Service [ToC](#)

There are no Scores for this BASIC

BASIC Scores History - Driver Fitness [ToC](#)

There are no Scores for this BASIC

BASIC Scores History - Controlled Substance [ToC](#)

There are no Scores for this BASIC



BASIC Scores History - Vehicle Maintenance ToC

There are no Scores for this BASIC

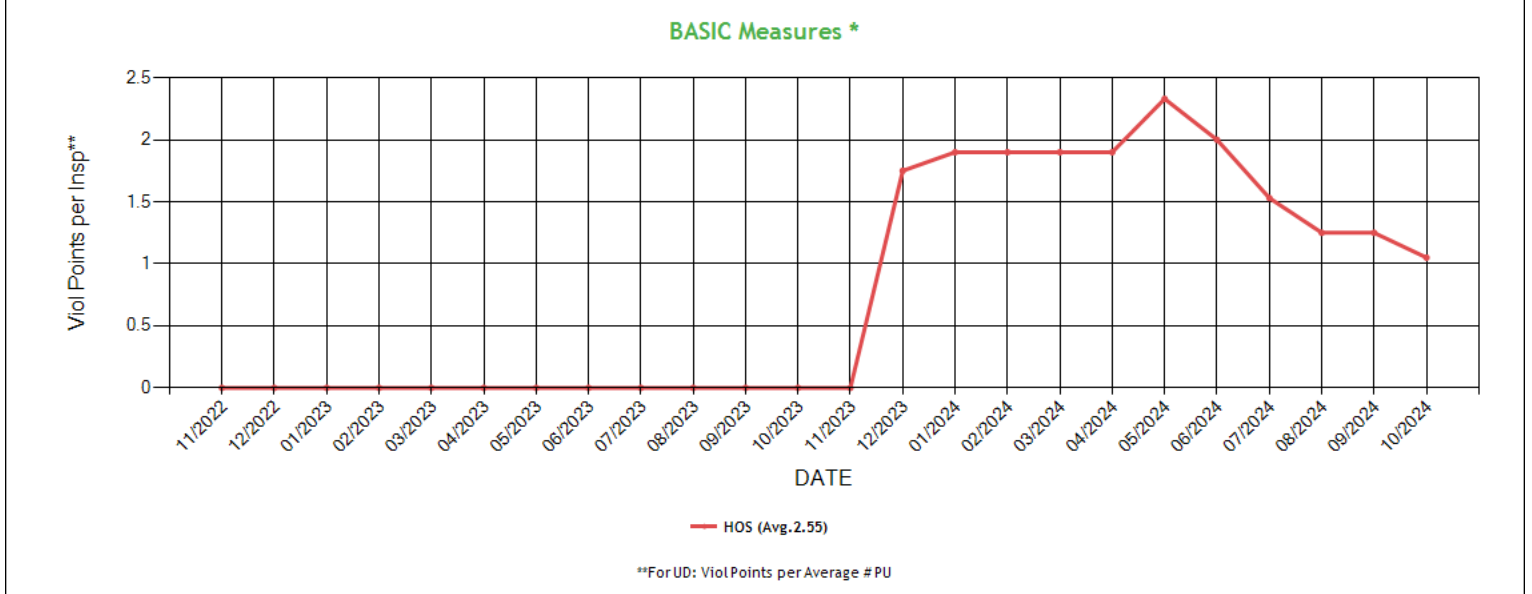
BASIC Scores History - Crash ToC

There are no Scores for this BASIC

BASIC Scores History - Hazmat ToC

There are no Scores for this BASIC

BASIC Measures: Violation Points per Inspection Trends ToC



* BASIC Measures are the absolute SMS scores that are compared within each Safety Event Group to determine the BASIC Score percentiles. Averages based on fleets with 1-5 power units.



BASIC Measures * - Table ToC

UD-Unsafe Driving, HOS-Hours of Service, DF-Driver Fitness, CS-Controlled Substances, VM-Vehicle Maintenance

Date	UD Measure	UD AC	UD with Viol	HOS Measure	HOS AC	HOS with Viol	DF Measure	DF AC	DF with Viol	CS Measure	CS AC	CS with Viol	VM Measure	VM AC	VM with Viol
10/2024	0.00	N	0	1.05	N	2	0.00	N	0	0.00	N	0	0.00	N	0
09/2024	0.00	N	0	1.25	N	2	0.00	N	0	0.00	N	0	0.00	N	0
08/2024	0.00	N	0	1.25	N	2	0.00	N	0	0.00	N	0	0.00	N	0
07/2024	0.00	N	0	1.53	N	2	0.00	N	0	0.00	N	0	0.00	N	0
06/2024	0.00	N	0	2.00	N	1	0.00	N	0	0.00	N	0	0.00	N	0
05/2024	0.00	N	0	2.33	N	1	0.00	N	0	0.00	N	0	0.00	N	0
04/2024	0.00	N	0	1.90	N	1	0.00	N	0	0.00	N	0	0.00	N	0
03/2024	0.00	N	0	1.90	N	1	0.00	N	0	0.00	N	0	0.00	N	0
02/2024	0.00	N	0	1.90	N	1	0.00	N	0	0.00	N	0	0.00	N	0
01/2024	0.00	N	0	1.90	N	1	0.00	N	0	0.00	N	0	0.00	N	0
12/2023	0.00	N	0	1.75	N	1	0.00	N	0	0.00	N	0	0.00	N	0
11/2023	0.00	N	0	0.00	N	0	0.00	N	0	0.00	N	0	0.00	N	0
10/2023	0.00	N	0	0.00	N	0	0.00	N	0	0.00	N	0	0.00	N	0
09/2023	0.00	N	0	0.00	N	0	0.00	N	0	0.00	N	0	0.00	N	0
08/2023	0.00	N	0	0.00	N	0	0.00	N	0	0.00	N	0	0.00	N	0
07/2023	0.00	N	0	0.00	N	0	0.00	N	0	0.00	N	0	0.00	N	0
06/2023	0.00	N	0	0.00	N	0	0.00	N	0	0.00	N	0	0.00	N	0
05/2023	0.00	N	0	0.00	N	0	0.00	N	0	0.00	N	0	0.00	N	0
04/2023	0.00	N	0	0.00	N	0	0.00	N	0	0.00	N	0	0.00	N	0
03/2023	0.00	N	0	0.00	N	0	0.00	N	0	0.00	N	0	0.00	N	0
02/2023	0.00	N	0	0.00	N	0	0.00	N	0	0.00	N	0	0.00	N	0
01/2023	0.00	N	0	0.00	N	0	0.00	N	0	0.00	N	0	0.00	N	0
12/2022	0.00	N	0	0.00	N	0	0.00	N	0	0.00	N	0	0.00	N	0
11/2022	0.00	N	0	0.00	N	0	0.00	N	0	0.00	N	0	0.00	N	0
10/2022	0.00	N	0	0.00	N	0	0.00	N	0	0.00	N	0	0.00	N	0
09/2022	0.00	N	0	0.00	N	0	0.00	N	0	0.00	N	0	0.00	N	0
08/2022	0.00	N	0	0.00	N	0	0.00	N	0	0.00	N	0	0.00	N	0
07/2022	0.00	N	0	0.00	N	0	0.00	N	0	0.00	N	0	0.00	N	0
06/2022	0.00	N	0	0.00	N	0	0.00	N	0	0.00	N	0	0.00	N	0
05/2022	0.00	N	0	0.00	N	0	0.00	N	0	0.00	N	0	0.00	N	0
04/2022	0.00	N	0	0.00	N	0	0.00	N	0	0.00	N	0	0.00	N	0
03/2022	0.00	N	0	0.00	N	0	0.00	N	0	0.00	N	0	0.00	N	0
02/2022	0.00	N	0	0.00	N	0	0.00	N	0	0.00	N	0	0.00	N	0
01/2022	0.00	N	0	0.00	N	0	0.00	N	0	0.00	N	0	0.00	N	0
12/2021	0.00	N	0	0.00	N	0	0.00	N	0	0.00	N	0	0.00	N	0
11/2021	0.00	N	0	0.00	N	0	0.00	N	0	0.00	N	0	0.00	N	0
10/2021	0.00	N	0	0.00	N	0	0.00	N	0	0.00	N	0	0.00	N	0
09/2021	0.00	N	0	0.00	N	0	0.00	N	0	0.00	N	0	0.00	N	0
08/2021	0.00	N	0	0.00	N	0	0.00	N	0	0.00	N	0	0.00	N	0
07/2021	0.00	N	0	0.00	N	0	0.00	N	0	0.00	N	0	0.00	N	0
06/2021	0.00	N	0	0.00	N	0	0.00	N	0	0.00	N	0	0.00	N	0
05/2021	0.00	N	0	0.00	N	0	0.00	N	0	0.00	N	0	0.00	N	0
04/2021	0.00	N	0	0.00	N	0	0.00	N	0	0.00	N	0	0.00	N	0
03/2021	0.00	N	0	0.00	N	0	0.00	N	0	0.00	N	0	0.00	N	0
02/2021	0.00	N	0	0.00	N	0	0.00	N	0	0.00	N	0	0.00	N	0
01/2021	0.00	N	0	0.00	N	0	0.00	N	0	0.00	N	0	0.00	N	0

* BASIC Measures are the absolute SMS scores that are compared within each Safety Event Group to determine the BASIC Score percentiles.



KPI: BASIC Measures by Fleet Size and Cargo Group ToC														
Fleet Size: 1-5 PUs														
	Unsafe Driving		Hours of Service		Driver Fitness		Controlled Substance		Vehicle Maintenance		HM Compliance		Crash	
Cargo Group (Companies)	Avg.	Comp. to Avg.	Avg.	Comp. to Avg.	Avg.	Comp. to Avg.	Avg.	Comp. to Avg.	Avg.	Comp. to Avg.	Avg.	Comp. to Avg.	Avg.	Comp. to Avg.
General Freight (489020)	0.79	Better	0.24	Worse	0.20	Better	0.02	Better	1.90	Better	0.01	Better	0.06	Better
DSV TRUCKING INC	0.00		1.05		0.00		0.00		0.00		0.00		0.00	

Estimated ISS Score: 1 Pass ToC About the Inspection Selection System



Estimated ISS Score History - Table ToC

Date	Estimated ISS Score	Recommendation	Algorithm
10/25/2024	1	Pass	Safety Algorithm
09/27/2024	2	Pass	Safety Algorithm
08/30/2024	2	Pass	Safety Algorithm
07/26/2024	2	Pass	Safety Algorithm
06/28/2024	2	Pass	Safety Algorithm
05/31/2024	2	Pass	Safety Algorithm
04/26/2024	2	Pass	Safety Algorithm
03/29/2024	2	Pass	Safety Algorithm
02/23/2024	2	Pass	Safety Algorithm
01/26/2024	2	Pass	Safety Algorithm
12/29/2023	2	Pass	Safety Algorithm
11/24/2023	1	Pass	Safety Algorithm
10/27/2023	1	Pass	Safety Algorithm
09/29/2023	1	Pass	Safety Algorithm
08/25/2023	1	Pass	Safety Algorithm
07/28/2023	1	Pass	Safety Algorithm
06/30/2023	1	Pass	Safety Algorithm
05/26/2023	1	Pass	Safety Algorithm
04/28/2023	70	Optional Inspect	Insufficient Data Algorithm
03/31/2023	70	Optional Inspect	Insufficient Data Algorithm
02/24/2023	1	Pass	Safety Algorithm
01/27/2023	1	Pass	Safety Algorithm
12/30/2022	70	Optional Inspect	Insufficient Data Algorithm
11/25/2022	70	Optional Inspect	Insufficient Data Algorithm
10/28/2022	70	Optional Inspect	Insufficient Data Algorithm
09/30/2022	70	Optional Inspect	Insufficient Data Algorithm
08/26/2022	70	Optional Inspect	Insufficient Data Algorithm
07/29/2022	70	Optional Inspect	Insufficient Data Algorithm
06/24/2022	70	Optional Inspect	Insufficient Data Algorithm
05/27/2022	70	Optional Inspect	Insufficient Data Algorithm
04/29/2022	70	Optional Inspect	Insufficient Data Algorithm
03/25/2022	70	Optional Inspect	Insufficient Data Algorithm
02/25/2022	70	Optional Inspect	Insufficient Data Algorithm
01/28/2022	70	Optional Inspect	Insufficient Data Algorithm
12/31/2021	70	Optional Inspect	Insufficient Data Algorithm
11/26/2021	70	Optional Inspect	Insufficient Data Algorithm
10/29/2021	68	Optional Inspect	Insufficient Data Algorithm
09/24/2021	66	Optional Inspect	Insufficient Data Algorithm
08/27/2021	68	Optional Inspect	Insufficient Data Algorithm
07/30/2021	68	Optional Inspect	Insufficient Data Algorithm
06/25/2021	67	Optional Inspect	Insufficient Data Algorithm
05/28/2021	66	Optional Inspect	Insufficient Data Algorithm
04/30/2021	66	Optional Inspect	Insufficient Data Algorithm
03/26/2021	63	Optional Inspect	Insufficient Data Algorithm
02/26/2021	63	Optional Inspect	Insufficient Data Algorithm
01/29/2021	66	Optional Inspect	Insufficient Data Algorithm

Investigation Results ToC

No Investigations reported on FMCSA website

Penalties History ToC

There is a problem with the Penalties data on FMCSA website.



Acute Critical Violations (Based on Investigations as per CSA Methodology Appendix A) [ToC](#)

No Data

No red flag violations in the last 24 months

DOT Registration Information: The following information on this specific DOT # is from the Federal DOT (as of Operating Authority

DOT Registration: 01/12/2021		Total Power Units: 4		Total Trucks: 4		Total Trailers: 4		Total Passenger Vehicles: 0	
Status	Entity Type	Organization Type	Nation	Total Cars		Drivers / CDL Drivers			
A	C	-	US	0		5 / 5			
MCS-150 Date	Op Codes	Shipper Op Codes	Shipper HazMat Op Codes	Latest Review Type		Latest Review Document Number(Date)			
08/29/2024	A					()			
MCS-150 Mileage (Year)	Record Update Date	Transports Hazmats	DOT Census Date	Recordable Accident Rate		Preventable Accident Rate			
309,616 (2023)	08/29/2024	N	01/12/2021	0%		0%			
MCS-151 Mileage	Safety Rating (Date)	SEA Accident	SEA Driver	SEA Vehicle		SEA Management			
0	None (None)	0%	0%	0%		0%			
Classification Codes		Cargo Carried (per MCS-150)							
Authorized-For-Hire		General Freight, Beverages							

DOT MCS-150 History ToC			(as of 09/10/2024 DOT census)							
Census Date	MCS-150 Date	MCS-150 Mileage	VMF Year	Power Units	Drivers	Trailers	Company Rep1	Company Rep2	Email	
9/10/2024	8/29/2024	309616	2023	4	5	-	AGYAPAL SINGH		DSVTRUCKINGINC@GMAIL.COM	
7/9/2023	6/22/2023	235754	2022	3	3	3	AGYAPAL SINGH		DSVTRUCKINGINC@GMAIL.COM	
7/9/2022	6/30/2022	110726	2021	1	1	1	AGYAPAL SINGH		DSVTRUCKINGINC@GMAIL.COM	
5/9/2021	4/17/2021	1000	2020	1	1	1	AGYAPAL SINGH		DSVTRUCKINGINC@GMAIL.COM	
2/9/2021	1/12/2021	0		1	1	1	AGYAPAL SINGH		DSVTRUCKINGINC@GMAIL.COM	

Crash Summary Chart [ToC](#)Crashes Summary - Chart (based on all available crash data)

No Data

Crashes Summary - Table (based on all available crash data) [ToC](#)

	TOTAL	Last 6 months	7-12 months	13-18 months	19-24 months	25-30 months	30-36 months	37-41 months	42-48 months	Over 49 months
Total Reportable	0	0	0	0	0	0	0	0	0	0
Fatalities	0	0	0	0	0	0	0	0	0	0
Injuries	0	0	0	0	0	0	0	0	0	0
Tow Away	0	0	0	0	0	0	0	0	0	0
With Citations	0	0	0	0	0	0	0	0	0	0
Federal Recordable	0	0	0	0	0	0	0	0	0	0
Preventable	0	0	0	0	0	0	0	0	0	0
Crash per Pwr Unit	-	0.0%	0.0%	0.0%	0.0%	0.0%	0.0%	0.0%	0.0%	-



Inspection Summary **ToC**

The following inspection information is based on results for 24 months prior to: 11/20/2024. Please note that the total inspections number is not necessarily the total of the vehicle, driver and hazmat inspections, as one inspection may have included any combination of the below inspections.

Overall	Vehicle	Driver	Hazmat
(Please note that the total inspections number is not necessarily the total of the vehicle, driver and hazmat inspections, as one inspection may have included any combination of the below inspections) Total Inspections: 9 Total Out of Service: 0 Out of Service: 0% National Average: 20.91% Difference: -20.91%	Total Inspections: 2 Total Out of Service: 0 Out of Service: 0.00% National Average: 24.66% Difference: -24.66%	Total Inspections: 9 Total Out of Service: 0 Out of Service: 0.00% National Average: 6.73% Difference: -6.73%	Total Inspections: 0 Total Out of Service: 0 Out of Service: 0.00% National Average: 3.12% Difference: -3.12%

KPI: Inspection Viol OOS Rates by Cargo Group **ToC**

Cargo Group	OVERALL		VEHICLE		DRIVER		HAZMAT	
	Average	Compared to Average	Average	Compared to Average	Average	Compared to Average	Average	Compared to Average
General Freight	28.79%	Better	24.89%	Better	12.73%	Better	0.23%	Better
DSV TRUCKING INC	0%		0%		0%		0%	

FHWA Registration Information: The following data on this Motor Carrier is from the Federal Hwy Administration (as of 1/29/2024)

Docket Number	DOT Number	Company Name	DBA Name	Address	City	State	Country	ZIP Code
MC1187612	3548626	DSV TRUCKING INC		1358 MONTEREY ST	MADERA	CA	US	93637
Phone Number	Fax Number	Mail Address	Mail City	Mail State	Mail Contry	Mail ZIP Code	Mail Phone Number	Mail Fax Number
(571)-309-2825								
Date of Last Change	Freight	Passenger	Household Goods	Active Authority	Pending Authority	Revocation Pending Authority		
1/29/2024	Y	N	N	/ Common /	/	/		

Insurance Required (as of 04/30/2024) **ToC**

Docket Number	Insurance Type	Insurance Required	Insurance on File
MC1187612	BIPD	\$750k	\$750k
MC1187612	Cargo	No	No
MC1187612	Bond	No	No

Active / Pending Insurance (as of 04/30/2024)

Docket Number	Form	Type	Insurance Carrier	Policy/Surety	Coverage From	Coverage To	Required	On File	Effective Date	Cancel Date
MC1187612	91X	BIPD/Primary	CLEAR BLUE INSURANCE COMPANY	BE0133000772-00	\$0k	\$750k	\$750k	\$750k	01/28/2024	-



Insurance History (as of 04/30/2024)

Docket Number	Form	Type	Insurance Carrier	Policy/Surety	Coverage From	Coverage To	Effective Date From	Effective Date To
MC1187612	91X	BIPD/Primary	SECURITY NATIONAL INSURANCE CO.	SMC1797481	\$0k	\$750k	06/17/2023	01/28/2024 Cancelled
MC1187612	91X	BIPD/Primary	SECURITY NATIONAL INSURANCE CO.	SMC1797481	\$0k	\$750k	01/28/2023	06/17/2023 Replaced
MC1187612	91X	BIPD/Primary	SECURITY NATIONAL INSURANCE CO.	SMC1797481	\$0k	\$750k	01/28/2022	01/28/2023 Cancelled
MC1187612	91X	BIPD/Primary	WESCO INSURANCE COMPANY	SMC1797481	\$0k	\$750k	01/28/2021	02/17/2022 Cancelled
MC1187612	91X	BIPD/Primary	SECURITY NATIONAL INSURANCE CO.	SMC1797481	\$0k	\$750k	01/28/2021	01/28/2022 Replaced
MC1187612	91X	BIPD/Primary	SECURITY NATIONAL INSURANCE CO.	SMC1797481	\$0k	\$750k	01/28/2021	01/25/2022 Cancelled
MC1187612	91X	BIPD/Primary	SECURITY NATIONAL INSURANCE CO.	SMC1797481	\$0k	\$750k	01/28/2021	01/28/2021 Replaced
MC1187612	91X	BIPD/Primary	WESCO INSURANCE COMPANY	SMC1797481	\$0k	\$750k	01/28/2021	01/28/2021 Replaced

FHWA Authorities (as of 04/30/2024) [ToC](#)

Docket#	L&I Name	Active Authority	Inactive Authority	Pending Authority	Revocation Pending Authority	Freight	Passenger	Household Goods
MC1187612	DSV TRUCKING INC	Common /				Yes	No	No

Authority History (as of 04/30/2024)

Docket Number	Sub	Auth Type	Original Action	Disposition
MC1187612		COMMON	INVOLUNTARY REVOCATION 1/2/2024 12:00:00 AM	DISCONTINUED REVOCATION 1/29/2024 12:00:00 AM
MC1187612		COMMON	INVOLUNTARY REVOCATION 1/3/2023 12:00:00 AM	DISCONTINUED REVOCATION 1/25/2023 12:00:00 AM
MC1187612		COMMON	INVOLUNTARY REVOCATION 12/29/2021 12:00:00 AM	DISCONTINUED REVOCATION 1/19/2022 12:00:00 AM
MC1187612		COMMON	GRANTED 2/3/2021 12:00:00 AM	

Severe Violations (i.e. those with >= 8 points) - Chart [ToC](#)

No Data

Severe Violations (i.e. those with >= 8 points) - Table

No Data

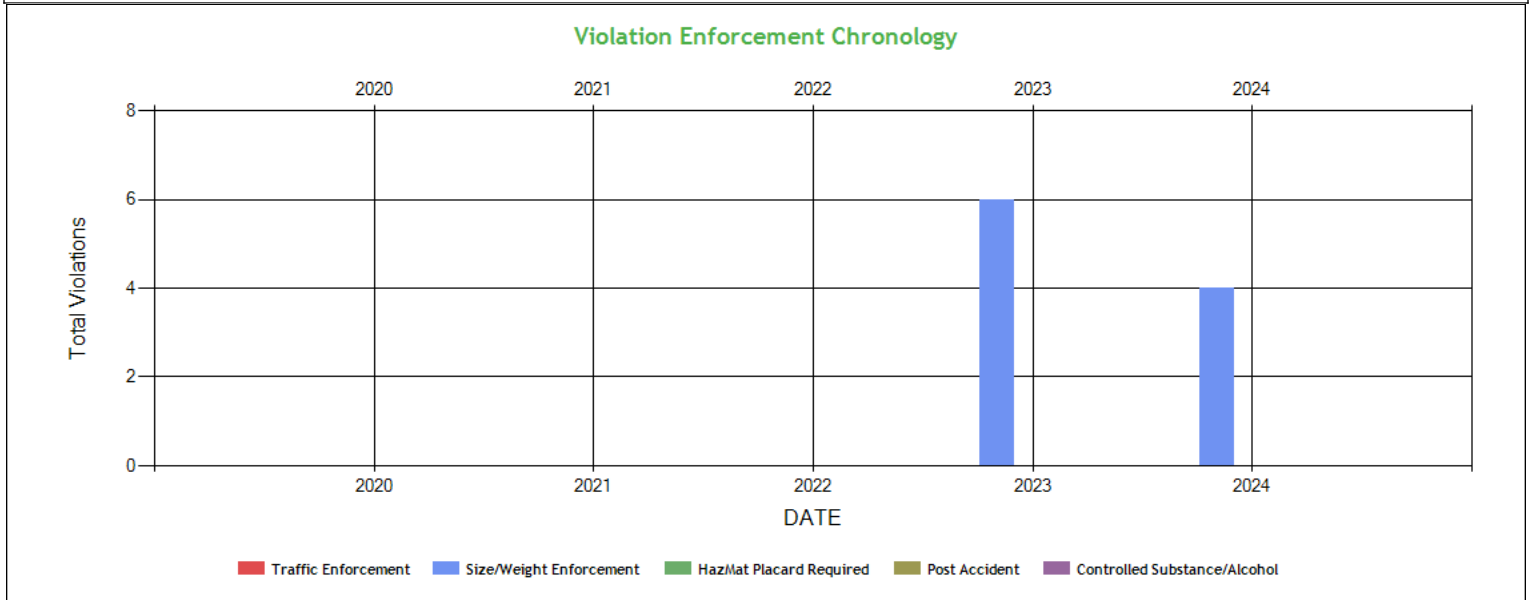


Violation Report ToC						
Inspection Date	Inspection State	BASIC	Violation Description	OOS	VIN	Severity Points
09/26/2024	NE	Unsafe Driving	392.2 - Operating a commercial motor vehicle not in accordance with the laws, ordinances, and regulations of the jurisdiction in which it is being operated - Unsafe Driving	No	3AKJHHDR9JSJS7301	0
07/11/2024	CA	Hours-Of-Service	395.24C2III - Driver failed to manually add shipping document number	No	3AKJHHDR2KSLE7358	1
07/11/2024	CA	Hours-Of-Service	395.30B1 - Driver failed to certify the accuracy of the information gathered by the ELD	No	3AKJHHDR2KSLE7358	1
12/06/2023	CA	Hours-Of-Service	392.2H - State/Local Hours-of-Service (HOS)	No	4V4NC9EJ5GN961598	7
12/06/2023	CA	-	392.2AU - State Operating Authority Violation	No	4V4NC9EJ5GN961598	0
05/16/2023	AR	-	392.2SLEWA1 - State/Local Laws - Excessive Weight - 1-2500 Lbs Over On An Axle/Axle Groups.	No	4V4NC9EJ1NN307484	0
No filters were applied when generating this report, see the live report for more options.						

Violation Summary ToC						
BASIC	Violation Group	Code	Description	# of Violations	# of OOS Violations	Severity Points
Hours-Of-Service (HOS) Compliance	Hours	392.2H	State/Local Hours-of-Service (HOS)	1	0	7
Hours-Of-Service (HOS) Compliance	Other Log/Form & Manner	395.30B1	Driver failed to certify the accuracy of the information gathered by the ELD	1	0	1
Hours-Of-Service (HOS) Compliance		395.24C2III	Driver failed to manually add shipping document number	1	0	1
	Not used in SMS Calculation	392.2SLEWA1	State/Local Laws - Excessive Weight - 1-2500 Lbs Over On An Axle/Axle Groups.	1	0	0
	Not used in SMS Calculation	392.2AU	State Operating Authority Violation	1	0	0
Unsafe Driving	Not used in SMS Calculation	392.2	Operating a commercial motor vehicle not in accordance with the laws, ordinances, and regulations of the jurisdiction in which it is being operated - Unsafe Driving	1	0	0
No filters were applied when generating this report, see the live report for more options.						



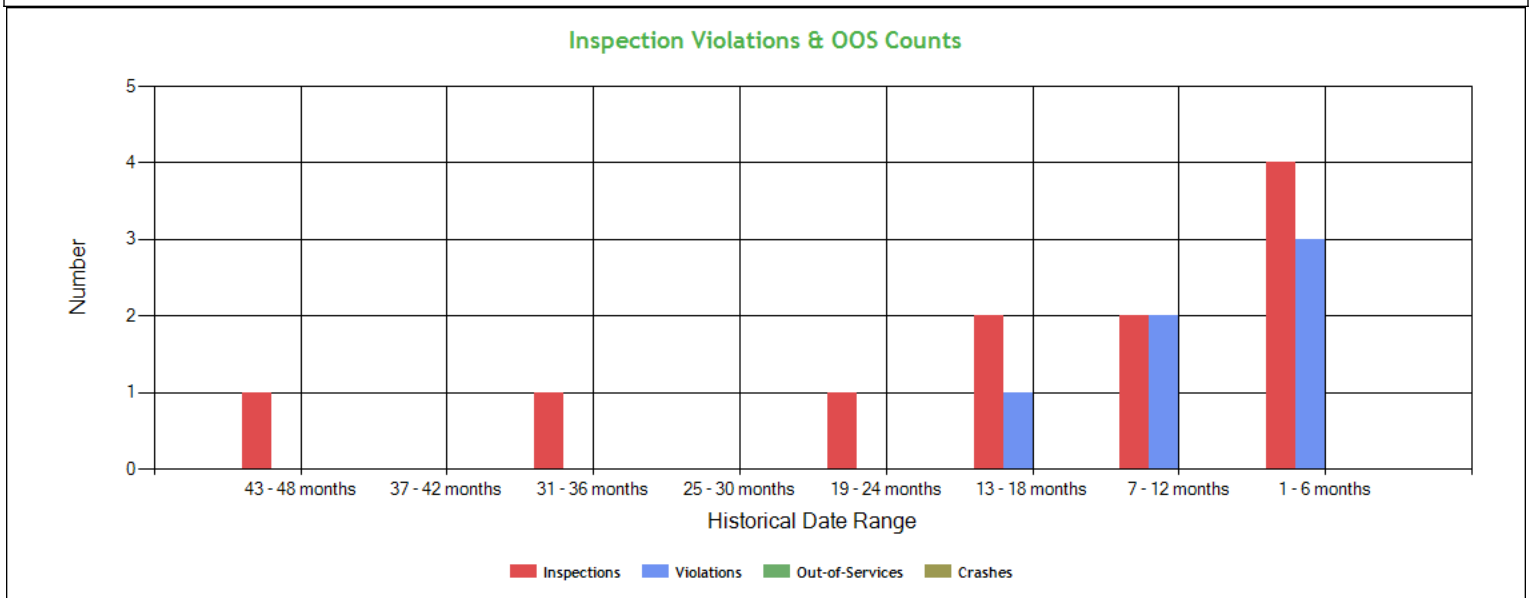
Violation Enforcement Chronology - Chart ToC



Violation Enforcement Chronology - Table ToC

	2020	2021	2022	2023	2024
Traffic Enforcement	0	0	0	0	0
Size/Weight Enforcement	0	0	0	6	4
HazMat Placard Required	0	0	0	0	0
Post Accident	0	0	0	0	0
Controlled Substance/Alcohol	0	0	0	0	0

Inspection Violations & OOS Counts - Chart ToC





Inspection Violations & OOS Counts - Table [ToC](#)

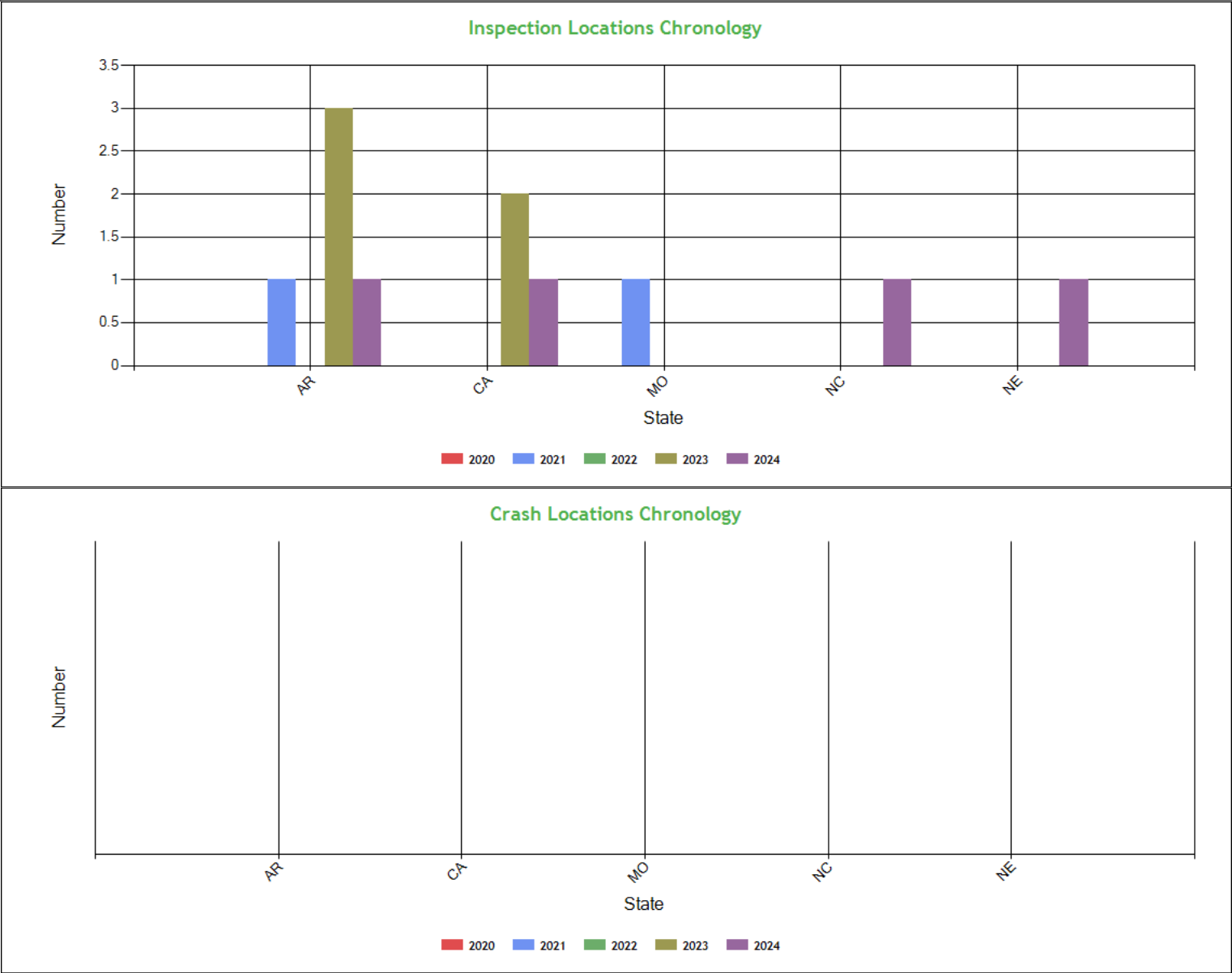
Date Range	Inspections	Violations	Out-of-Services	Crashes
TOTAL	11	6	0	0
1 - 6 months	4	3	0	0
7 - 12 months	2	2	0	0
13 - 18 months	2	1	0	0
19 - 24 months	1	0	0	0
25 - 30 months	0	0	0	0
31 - 36 months	1	0	0	0
37 - 42 months	0	0	0	0
43 - 48 months	1	0	0	0

Radius of Operation (based on Inspections and Crashes during the past 3 years) [ToC](#)

	Total	Drive between 0 and 50 miles radius	Drive between 51 and 200 miles radius	Drive between 201 and 300 miles radius	Drive between 301 and 400 miles radius	Drive between 401 and 500 miles radius	Drive between 501 and 600 miles radius	Drive beyond 600 miles radius
Power Units (i.e. unique VINs)	4	0	1	0	0	0	0	3
Percent	100%	0%	25%	0%	0%	0%	0%	75%



Inspection & Crash Locations - Chart [ToC](#)



Inspection & Crash Locations - Table [ToC](#)

State	Inspections					Violations					Out-of-Services					Crashes				
	2020	2021	2022	2023	2024	2020	2021	2022	2023	2024	2020	2021	2022	2023	2024	2020	2021	2022	2023	2024
TOTAL	0	2	0	5	4	0	0	0	3	3	0	0	0	0	0	0	0	0	0	0
AR	0	1	0	3	1	0	0	0	1	0	0	0	0	0	0	0	0	0	0	0
CA	0	0	0	2	1	0	0	0	2	2	0	0	0	0	0	0	0	0	0	0
MO	0	1	0	0	0	0	0	0	0	0	0	0	0	0	0	0	0	0	0	0
NC	0	0	0	0	1	0	0	0	0	0	0	0	0	0	0	0	0	0	0	0
NE	0	0	0	0	1	0	0	0	0	1	0	0	0	0	0	0	0	0	0	0

Hot Spot Summary [ToC](#)



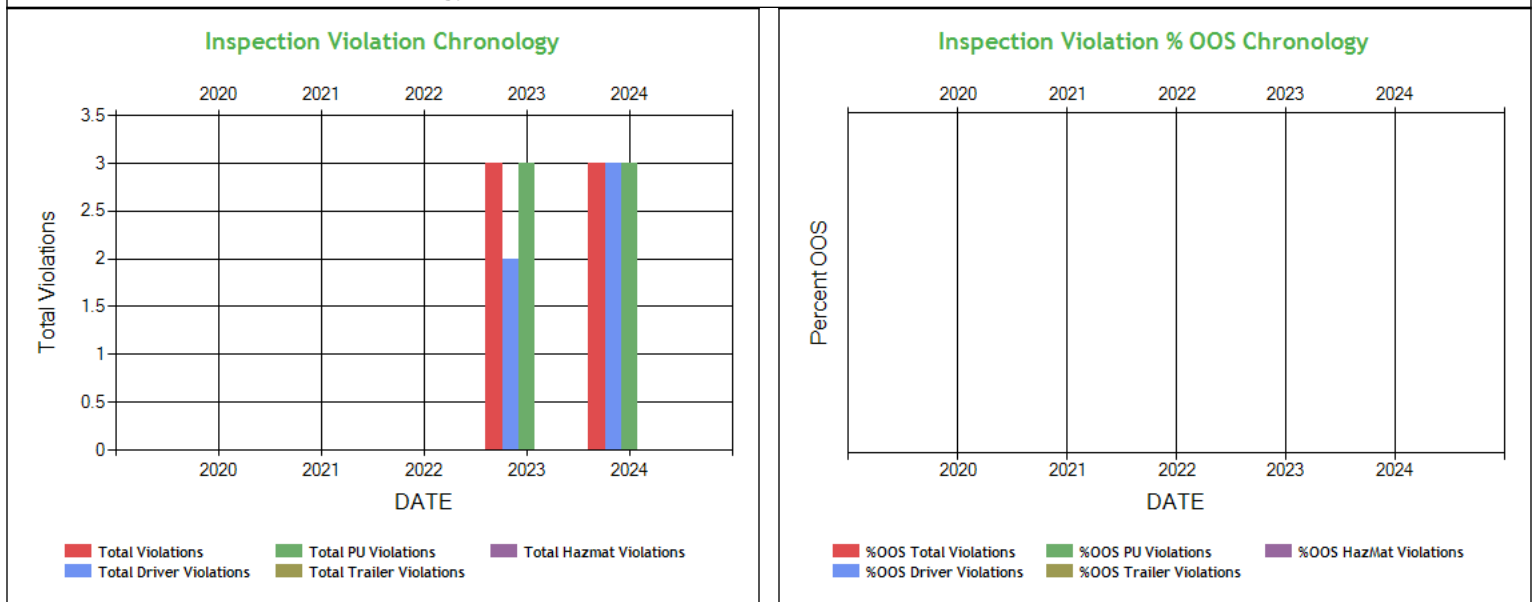
Year	Month	Level 5	Level 5 %	Level 4	Level 4 %	Level 3	Level 3 %	Level 2	Level 2 %	Level 1	Level 1 %	Level 0	Level 0 %	Levels 1 - 5	Levels 1 - 5 %
2024	September (Partial)	0	0.00%	0	0.00%	0	0.00%	0	0.00%	0	0.00%	1	16.67%	0	0.00%
2024	August	0	0.00%	0	0.00%	1	16.67%	0	0.00%	0	0.00%	0	0.00%	1	16.67%
2024	July	0	0.00%	0	0.00%	0	0.00%	1	16.67%	1	16.67%	0	0.00%	2	33.34%
2023	December	0	0.00%	0	0.00%	1	16.67%	0	0.00%	1	16.67%	0	0.00%	2	33.34%
Totals		0	0.00%	0	0.00%	2	33.34%	1	16.67%	2	33.34%	1	16.67%	5	83.35%

Hot Spot Analysis

State	County	Level	Count	Percentage
CA	Merced	3	1	16.67%
NC	Haywood	3	1	16.67%
CA	Nevada	2	1	16.67%
AR	Crawford	1	2	33.33%

Report generated using the last 12 full months of inspection data

Inspection Violation % OOS Chronology - Chart ToC

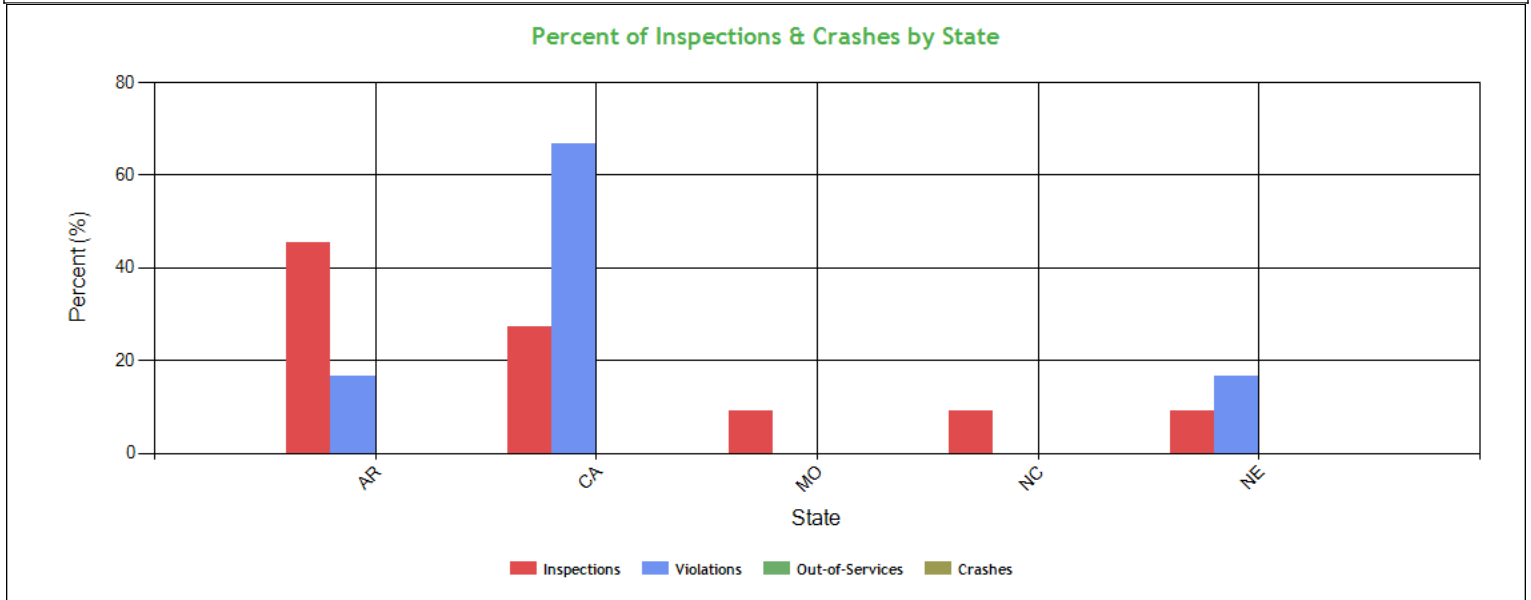


Inspection Violation % OOS Chronology - Table ToC

	2020	2021	2022	2023	2024
Total Violations	0	0	0	3	3
Total Out Of Services	0	0	0	0	0
%OOS Total Violations	0	0	0	0	0
Total Driver Violations	0	0	0	2	3
Total Driver Out Of Services	0	0	0	0	0
%OOS Driver Violations	0	0	0	0	0
Total PU Violations	0	0	0	3	3
Total PU Out Of Services	0	0	0	0	0
%OOS PU Violations	0	0	0	0	0
Total Trailer Violations	0	0	0	0	0
Total Trailer Out Of Services	0	0	0	0	0
%OOS Trailer Violations	0	0	0	0	0
Total Hazmat Violations	0	0	0	0	0
Total Hazmat Out Of Services	0	0	0	0	0
%OOS HazMat Violations	0	0	0	0	0



Percent of Insp & Crash by State - Chart ToC



Percent of Insp & Crash by State - Table (based on Inspection data from the last 4 years) ToC

State	Inspections		Violations		Out-of-Services		Crashes	
	Total	Percent	Total	Percent	Total	Percent	Total	Percent
	11	100	6	100	0	100	0	100
AR	5	45.5	1	16.7	0	0	0	0
CA	3	27.3	4	66.7	0	0	0	0
MO	1	9.1	0	0	0	0	0	0
NC	1	9.1	0	0	0	0	0	0
NE	1	9.1	1	16.7	0	0	0	0

VIN Insp Summary by State (based on inspection from the last 2 years) ToC

VIN	Insp	Viol Pts	Counts in each State									
			AR		CA		MO		NC		NE	
			Insp	Viol Pts	Insp	Viol Pts	Insp	Viol Pts	Insp	Viol Pts	Insp	Viol Pts
TOTALS	32/21*	11/9**	5	0	3	9	1	0	1	0	1	0
4V4NC9EJ1NN307484	4	0	3	0	0	0	0	0	1	0	0	0
4V4NC9EJ5GN961598	4	7	2	0	1	7	1	0	0	0	0	0
1UYVS2539N3434942	3	0	1	0	1	0	0	0	1	0	0	0
1GR1A0620MT223384	2	0	2	0	0	0	0	0	0	0	0	0
3AKJHHDR2KSLE7358	2	2	0	0	2	2	0	0	0	0	0	0
1UYVS2533N3415321	1	0	1	0	0	0	0	0	0	0	0	0
1UYVS2537N3434941	1	0	0	0	0	0	1	0	0	0	0	0
3AKJHHDR9JSJS7301	1	0	0	0	0	0	0	0	0	0	1	0

*<Total number of inspections for these 8 VIN(s)>/n<Total number of inspections for these 5 state(s)>

**<Total severity sum for these 8 VIN(s)>/n<Total severity sum for these 5 state(s)>



Violations By Unit Type **ToC**

of Violations: 6 Total Severity: 9 based on inspections in the last 2 years

Violation Unit: Driver	# of Violations: 5	Total Severity: 9	% of Total: 100%
Viol. Group: Hours	# of Violations: 1	Total Severity: 7	% of Total: 77.78%
Violation	Number of Occurrences	Viol. Severity	Total Severity
392.2H:State/Local Hours-of-Service (HOS)	1	7	7
Viol. Group: None	# of Violations: 1	Total Severity: 1	% of Total: 11.11%
395.24C2III:Driver failed to manually add shipping document nu	1	1	1
Viol. Group: Other Log/Form & Manner	# of Violations: 1	Total Severity: 1	% of Total: 11.11%
395.30B1:Driver failed to certify the accuracy of the infor	1	1	1
Viol. Group: Not used in SMS Calculation	# of Violations: 2	Total Severity: 0	% of Total: 0%
392.2:Operating a commercial motor vehicle not in accord	1	0	0
392.2SLLEWA1:State/Local Laws - Excessive Weight - 1-2500 Lbs O	1	0	0
Violation Unit: Power Unit	# of Violations: 1	Total Severity: 0	% of Total: 0%
Viol. Group: Not used in SMS Calculation	# of Violations: 1	Total Severity: 0	% of Total: 0%
Violation	Number of Occurrences	Viol. Severity	Total Severity
392.2AU:State Operating Authority Violation	1	0	0

Equipment Ownership **ToC**Equipment Ownership (based on MCS-150 dated 8/29/2024)

	Trucks	Tractors	Trailers	Motor Coaches	Vans
Owned	0	4	3	0	0
Term Leased	0	0	1	0	0
Trip Leased	0	0	0	0	0
Total No.	0	4	4	0	0

Equipment Details Power Units **ToC**

VIN	Latest Insp Date	Year	Make	Model	Body Class	Body Type	Axles	Len	Fuel Type
3AKJHHDR9JSJ S7301	09/26/2024	2018	FREIGHTLINER	New Cascadia 126" Sleepercab	Truck-Tractor	-	-	-	Diesel
4V4NC9EJ1NN3 07484	08/18/2024	2022	VOLVO	VNL	Truck-Tractor	-	-	-	-
3AKJHHDR2KS LE7358	07/11/2024	2019	FREIGHTLINER	New Cascadia 126" Sleepercab	Truck-Tractor	-	-	-	Diesel
4V4NC9EJ5GN9 61598	12/18/2023	2016	VOLVO	VNL	Truck-Tractor	-	-	-	Diesel

Equipment Details Trailers

VIN	Latest Insp Date	Year	Make	Model	Body Class	Body Type	Axles	Len	Fuel Type
1UYVS2530XC9 42106	09/26/2024	1999	UTILITY	Utility Trailer Manufacturer	Trailer	Van Trailer	2	53	-
1UYVS2539N34 34942	08/18/2024	2022	UTILITY	Utility Trailer Manufacturer	Trailer	Van Trailer	2	53	-
1GR1A0620MT2 23384	07/17/2024	2021	GREAT DANE	Great Dane Trailers	Trailer	-	2	53	Not Applicable
1UYVS2534R30 22952	07/11/2024	2024	UTILITY	Utility Trailer Manufacturer	Trailer	Van Trailer	2	53	Not Applicable
1UYVS2537N34 34941	11/22/2021	2022	UTILITY	Utility Trailer Manufacturer	Trailer	Van Trailer	2	53	Not Applicable
1UYVS2533N34 15321	03/30/2021	2022	UTILITY	Utility Trailer Manufacturer	Trailer	Van Trailer	2	53	Not Applicable

Vehicle Age **ToC**

Year	# Power Units	PU Percentage	# Trailers	Trailres Percentage
2024	0	0.00%	1	25.00%
2022	1	25.00%	1	25.00%
2021	0	0.00%	1	25.00%



2019	1	25.00%	0	0.00%
2018	1	25.00%	0	0.00%
2016	1	25.00%	0	0.00%
1999	0	0.00%	1	25.00%

Based on 24 months of inspection data, see the live report for more options

States of Power Unit Registrations ToC					
State	AR	CA	MO	NC	NE
Number of Power Units	2	2	1	1	1

Equipment Acquisitions - Table ToC						
	Power Units inspected for 1st time in past 12 months	Power Units inspected for 1st time in past 24 months	Power Units inspected during entire date range	Trailers inspected for 1st time in past 12 months	Trailers inspected for 1st time in past 24 months	Trailers inspected during entire date range
Unique VINs	4	4	4	4	4	6
Unique License Plates	4	4	4	4	4	6
License Plate States	2	2	2	2	2	2

Driver Details ToC Driver Details (based on MCS-150 dated 8/29/2024)			
	Within 100 mi	Beyond 100 mi	TOTAL
# Drivers Interstate	0	5	5
# Drivers Intrastate	0	0	0
TOTAL	0	5	/
Avg. # Trip Lease Drivers/Mo: 0 # Drivers Grand Total: 5 # Drivers Commercially Licensed: 5			

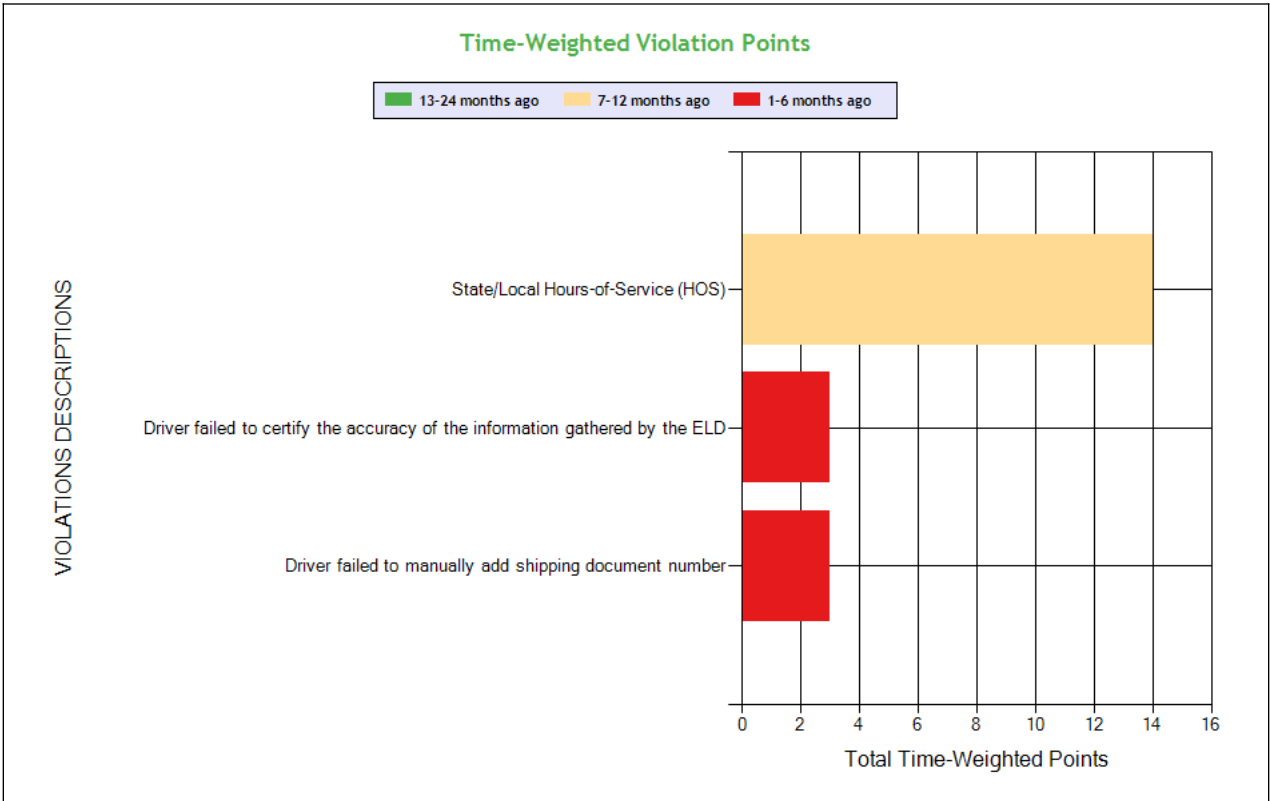
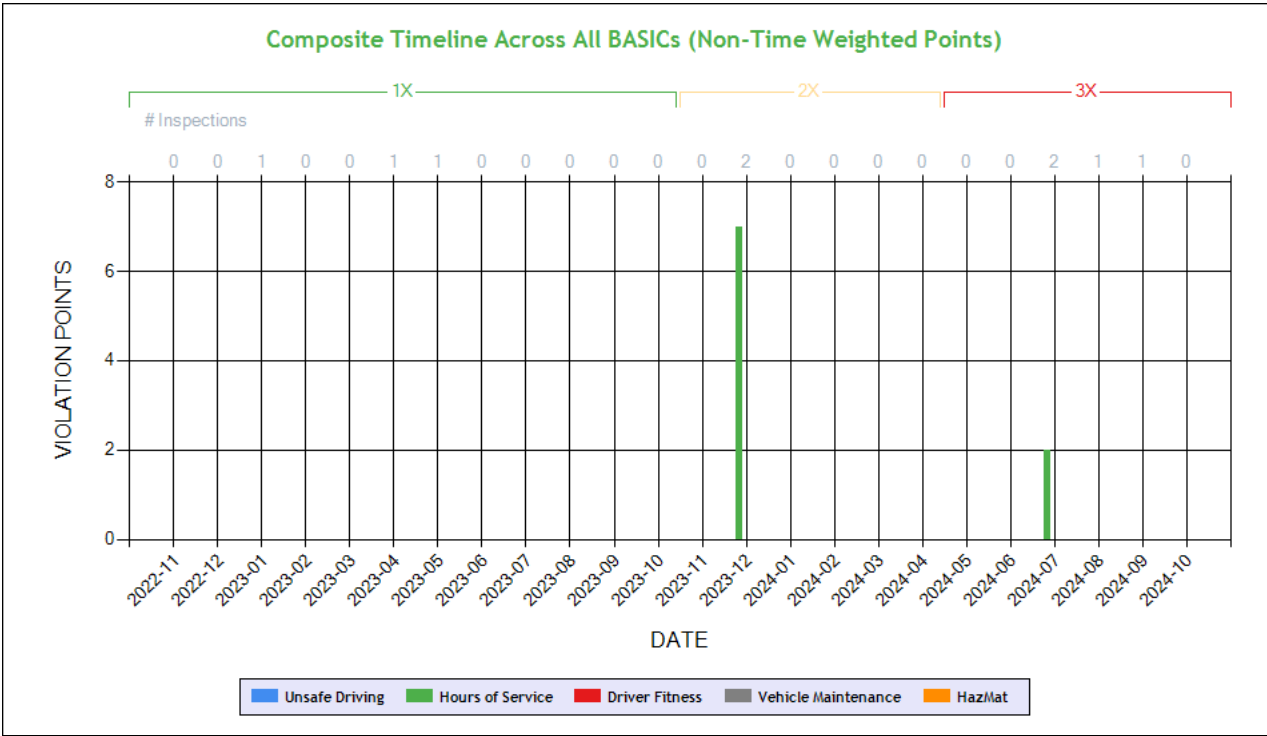
Shared VIN Summary ToC
No Data

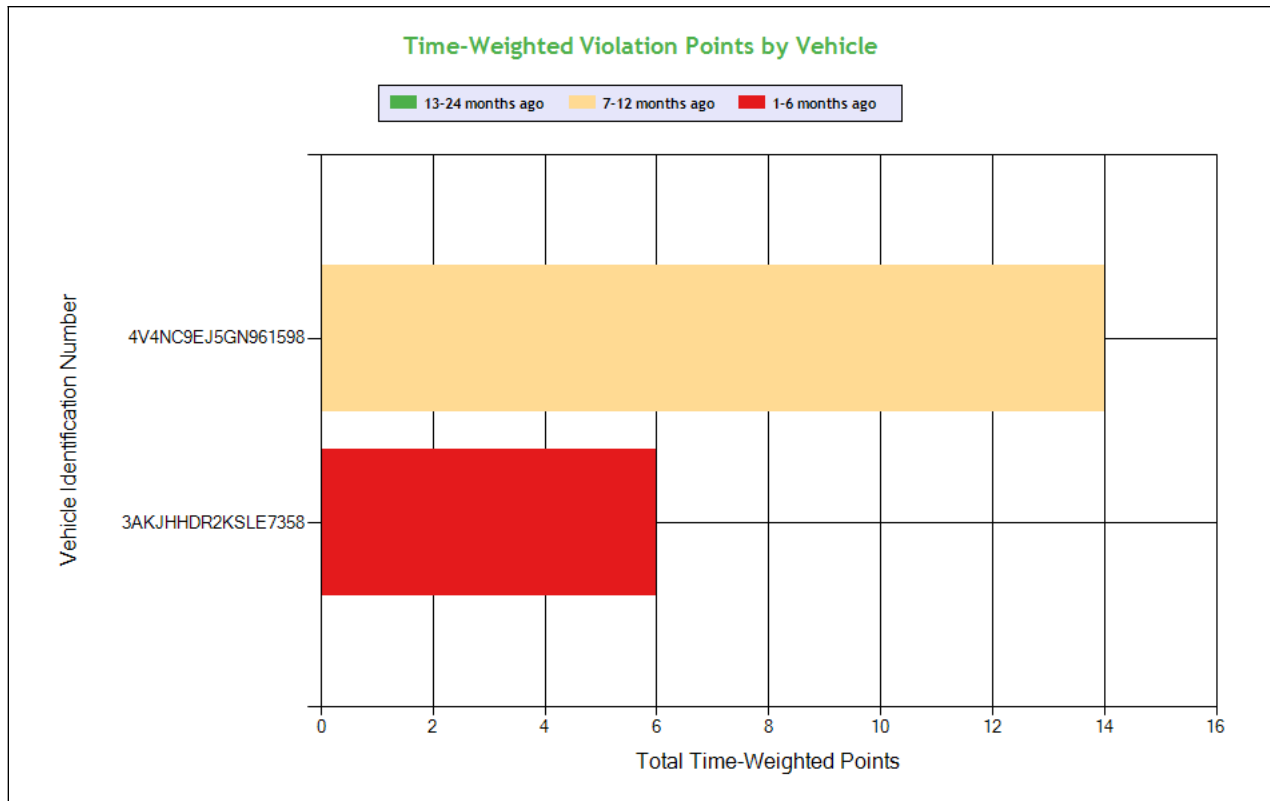
SHIPPERS DETAIL [ToC](#) based on Inspection results for the last 4 years

Shipper Name	Number of Inspections	Shipper Name	Number of Inspections
No Shipper listed	3	ALF SOUTH	1
CASCADES TISSUE GROUP	1	COYOTE LOGISTICSS	1
DYMA BRANDS	1	JK FAMILY FARMS	1
JOHNS MANVILLE	1	REFRESCO BEVERAGES US INC	1
TESLA	1		



Carrier Underwriting Report Safety Summary ToC





See the Excel file for the complete analysis

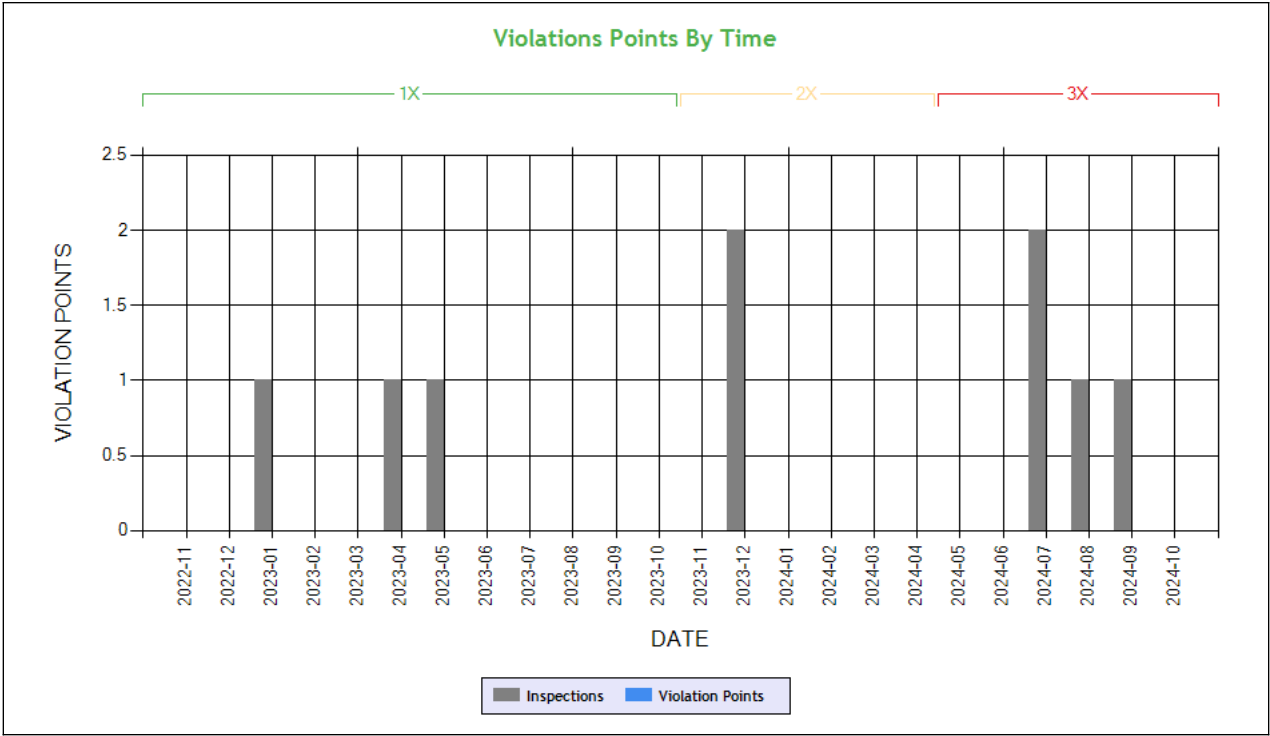
Violations is in (1-6/7-12/13-24mo)

Shaded = Out Of Service Violation					
Violation Group			Hours		Other Log/Form & Manner
Violation Description	Total Time-weighted Points by VIN	% of Total Time-weighted Points by VIN	State/Local Hours-of-Service (HOS)	Driver failed to manually add shipping document number	Driver failed to certify the accuracy of the information gathered by the ELD
Driver Resp			Yes	Yes	Yes
Total Time-weighted Points			14	3	3
% Total Time-Wt Pts			70.0	15.00	15.00
4V4NC9EJ5GN961598	14	70.0	14 (0/1/0)		
3AKJHHDR2KSLE7358	6	30.0		3 (1/0/0)	3 (1/0/0)



SAFETY ANALYSIS ToC

Unsafe Driving

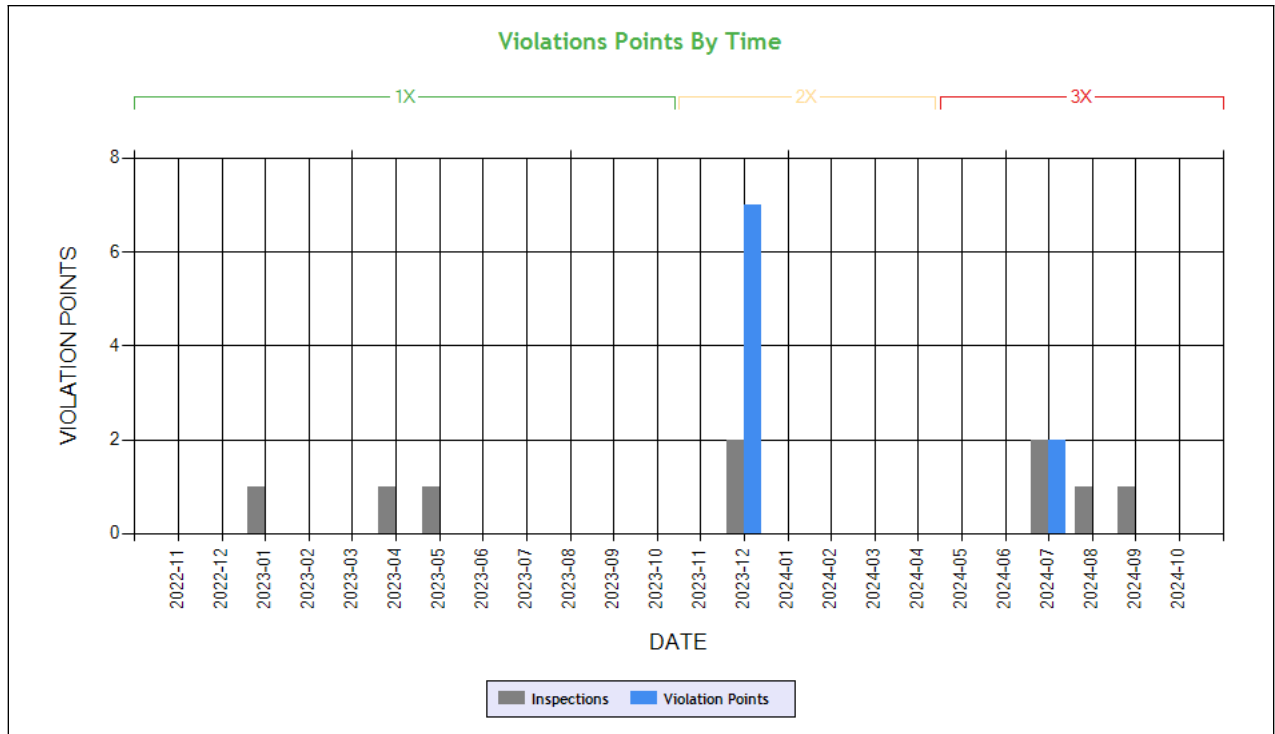


Time-Weighted Violation Points - no data available to draw a chart
Time-Weighted Severity Points by Vehicle - no data available to draw a chart

See the Excel file for the complete analysis # Violations is in (1-6/7-12/13-24mo)

Shaded = Out Of Service Violation		
Violation Group		
Violation Description	Total Time-weighted Points by VIN	% of Total Time-weighted Points by VIN
Driver Resp		
Total Time-weighted Points		
% Total Time-Wt Pts		

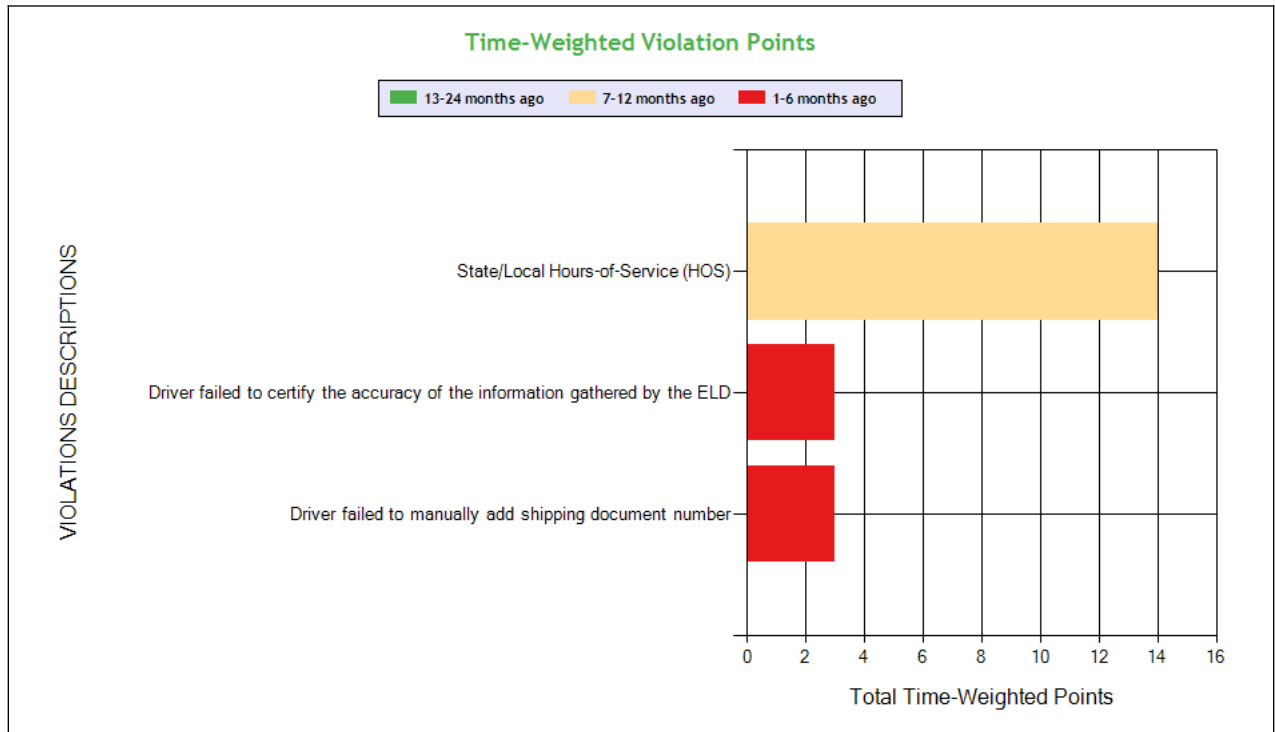
HOS Compliance



Carrier Software
 1-800-646-5152
 info@CarrierSoftware.com

CONFIDENTIAL - Intended for use by Amerigo Insurance Agency - Date: 11/21/2024

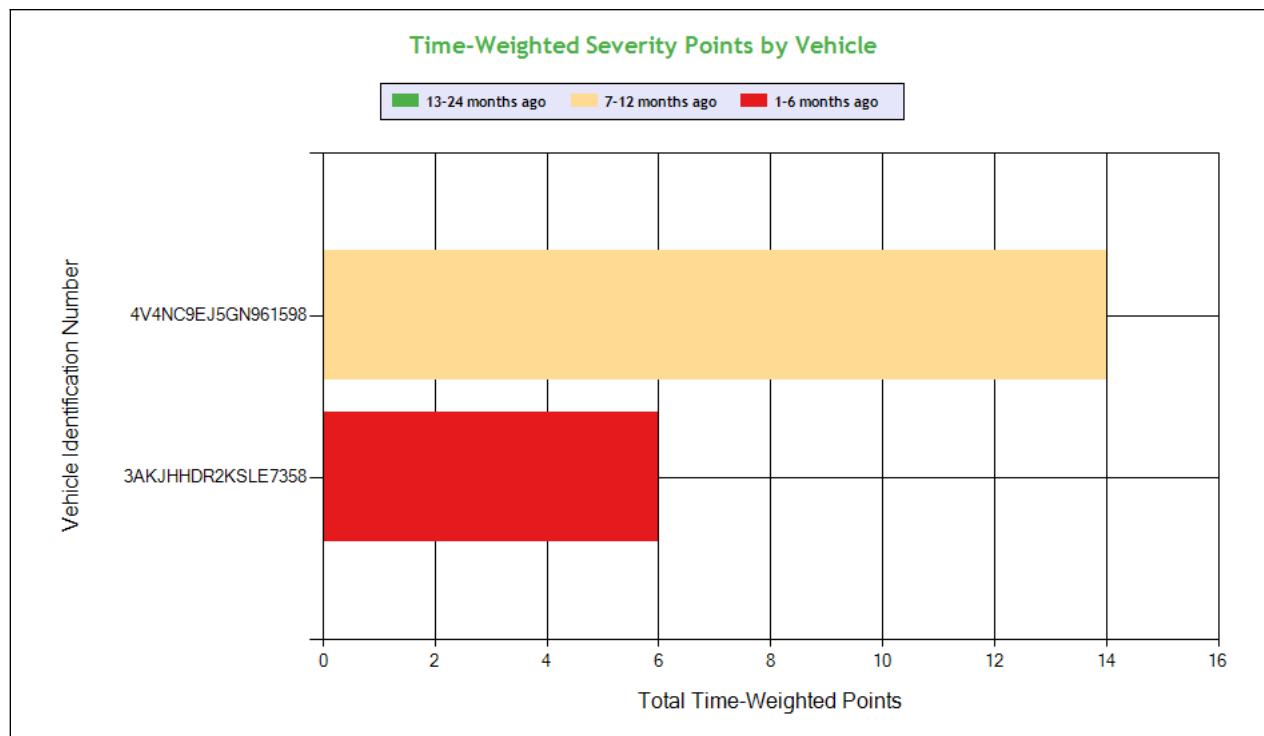
DSV TRUCKING INC - DOT# 3548626 / MC1187612



See the Excel file for the complete analysis

Violations is in (1-6/7-12/13-24mo)

Shaded = Out Of Service Violation



Carrier Software
 1-800-646-5152
 info@CarrierSoftware.com

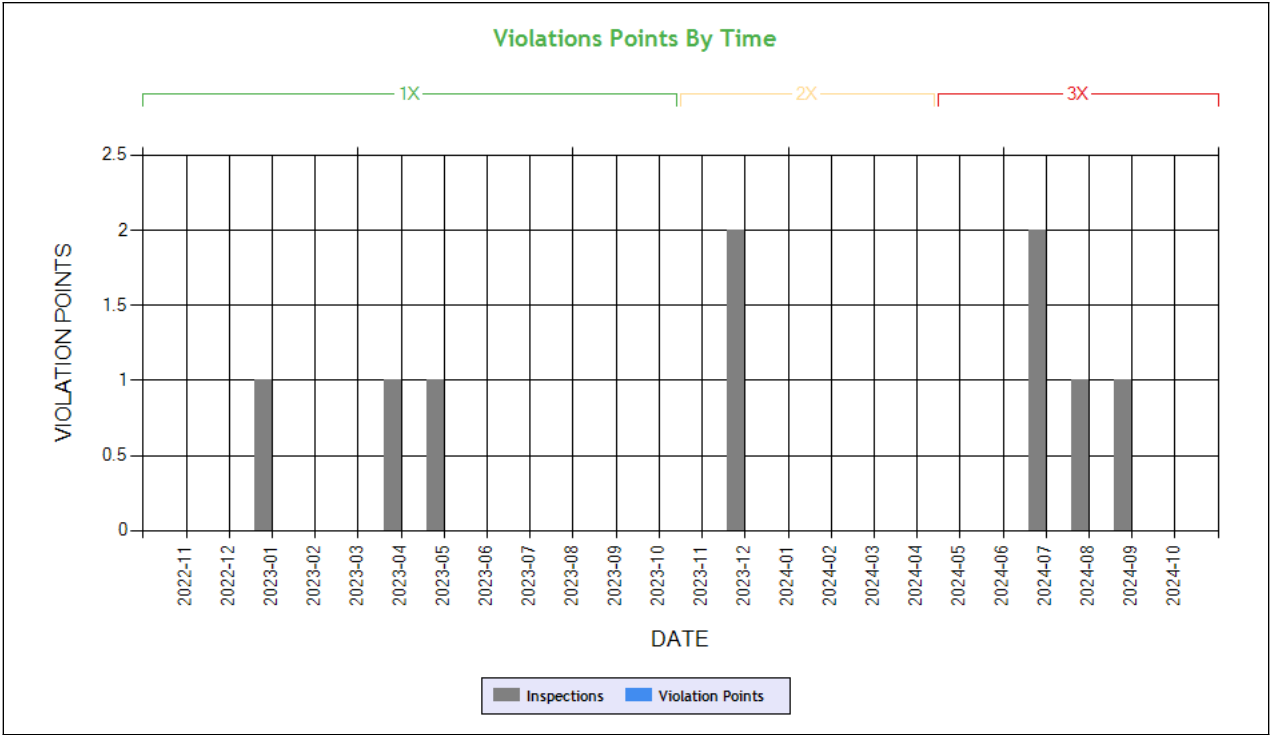
CONFIDENTIAL - Intended for use by Amerigo Insurance Agency - Date: 11/21/2024

DSV TRUCKING INC - DOT# 3548626 / MC1187612

Violation Group			Hours		Other Log/Form & Manner
Violation Description	Total Time-weighted Points by VIN	% of Total Time-weighted Points by VIN	State/Local Hours-of-Service (HOS)	Driver failed to manually add shipping document number	Driver failed to certify the accuracy of the information gathered by the ELD
Driver Resp			Yes	Yes	Yes
Total Time-weighted Points			14	3	3
% Total Time-Wt Pts			70.0	15.00	15.00
4V4NC9EJ5GN961598	14	70.0	14 (0/1/0)		
3AKJHHDR2KSLE7358	6	30.0		3 (1/0/0)	3 (1/0/0)



Driver Fitness



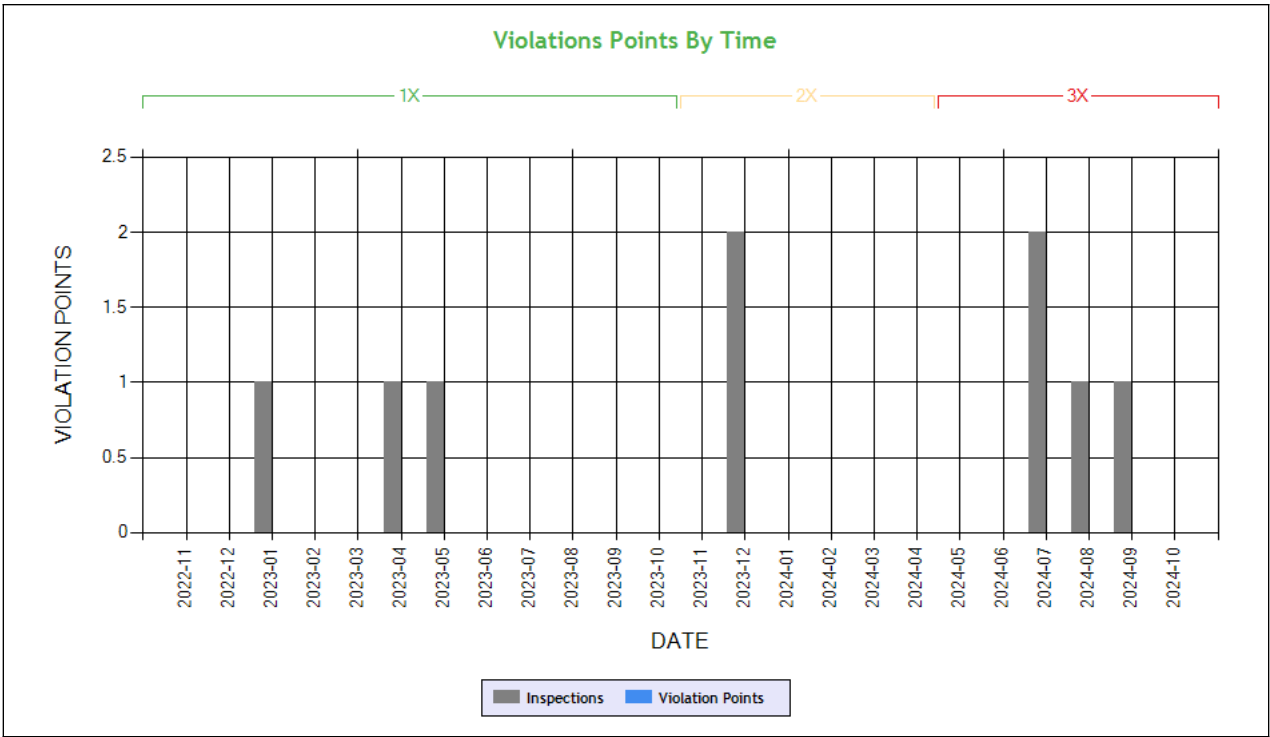
Time-Weighted Violation Points - no data available to draw a chart
Time-Weighted Severity Points by Vehicle - no data available to draw a chart

See the Excel file for the complete analysis # Violations is in (1-6/7-12/13-24mo)

Shaded = Out Of Service Violation		
Violation Group		
Violation Description	Total Time-weighted Points by VIN	% of Total Time-weighted Points by VIN
Driver Resp		
Total Time-weighted Points		
% Total Time-Wt Pts		



Vehicle Maintenance



Time-Weighted Violation Points - no data available to draw a chart
Time-Weighted Severity Points by Vehicle - no data available to draw a chart

See the Excel file for the complete analysis # Violations is in (1-6/7-12/13-24mo)

Shaded = Out Of Service Violation		
Violation Group		
Violation Description	Total Time-weighted Points by VIN	% of Total Time-weighted Points by VIN
Driver Resp		
Total Time-weighted Points		
% Total Time-Wt Pts		

COLOR CODED CRASH TABLE ToC

No crashes have been reported by the DOT on this Motor Carrier
INSPECTIONS WITH SHARED EQUIPMENT:
No Data



LEGEND
Vehicle Information
Inspection for DOT # being analyzed
Inspection for Different DOT #
Crash Information for specific VIN

INSPECTION DETAILS for ALL Inspections

PDF shows the first 100 Power Unit & Trailer VINs with most recent inspections using data from the last 4 years

POWER UNIT Inspections Section

VIN: 3AKJHHDR9JSJS7301				Unit: Truck Tractor	Year: 2018	Make: FREIGHTLINER		
DOT No: 3548626		Docket No: MC1187612		Name: DSV TRUCKING INC		Interstate: Yes		
Date	Unit License	Unit Lic State	Violation Unit	Violation Description	Severity	OOS	Citation	
09/26/2024	BLDG73	CO	D	392.2 - Operating a commercial motor vehicle not in accordance with the laws, ordinances, and regulations of the jurisdiction in which it is being operated - Unsafe Driving	0	No	EB710000072	
DOT No: 3548628				Docket No: MC1390185	Name: INFINITY TRUCK LINE LLC		Interstate: Yes	
Date	Unit License	Unit Lic State	Violation Unit	Violation Description	Severity	OOS	Citation	
12/12/2023	5852261	CO	1	392.2RG - State vehicle registration or License Plate violation	0	No	1RUS23121215093	
12/12/2023	5852261	CO	D	392.2FT - State Or International Fuel Tax (Ifa) Violation	0	No		
DOT No: 2516406				Docket No: MC873134	Name: LOAD TO RIDE TRANSPORTATION LLC		Interstate: Yes	
Date	Unit License	Unit Lic State	Violation Unit	Violation Description	Severity	OOS	Citation	
01/09/2022	AH87696	AZ	D	395.8AELD - ELD - No record of duty status (ELD Required)	5	Yes		
01/09/2022	AH87696	AZ	D	392.2SLLEWA1 - State/Local Laws - Excessive Weight - 1-2500 Lbs Over On An Axle/Axle Groups.	0	No		
11/01/2020	AH87696	AZ	-	-	-	-	-	
09/30/2020	AH7696	AZ	D	392.2SLLS1 - State/Local Laws - Speeding 1-5 Miles Per Hour Over The Speed Limit	0	No	6848194-4	
04/15/2020	AH87696	AZ	1	396.3A1 - Inspection/repair and maintenance parts and accessories	2	No		
02/05/2020	AH87696	AZ	-	-	-	-	-	
12/01/2019	AH87696	AZ	-	-	-	-	-	
10/22/2019	AH87696	AZ	D	397.3 - State/local laws ordinances regulations	1	No		
08/09/2019	AH87696	ZA	-	-	-	-	-	
06/18/2019	AH87696	AZ	D	395.8 - Driver record of duty status (general/form and manner)	1	No		
06/18/2019	AH87696	AZ	D	395.15G01 - Driver failed to have instructions on-board CMV for installed automatic on-board recording device.	1	No		
01/23/2019	AH87696	AZ	-	-	-	-	-	
11/08/2017	TEMP	AZ	D	390.21B - Failing To Mark Cmv W/ Name And/Or Usdot #	0	No		

VIN: 4V4NC9EJ1NN307484				Unit: Truck Tractor	Year: 2022	Make: VOLVO		
DOT No: 3548626		Docket No: MC1187612		Name: DSV TRUCKING INC		Interstate: Yes		
Date	Unit License	Unit Lic State	Violation Unit	Violation Description	Severity	OOS	Citation	
08/18/2024	YP47989	CA	-	-	-	-	-	
07/17/2024	YP47989	CA	-	-	-	-	-	
05/16/2023	YP47989	CA	D	392.2SLLEWA1 - State/Local Laws - Excessive Weight - 1-2500 Lbs Over On An Axle/Axle Groups.	0	No	W000104	
01/01/2023	YP47989	CA	-	-	-	-	-	

VIN: 3AKJHHDR2KSLE7358				Unit: Truck Tractor	Year: 2019	Make: FREIGHTLINER		
DOT No: 3548626		Docket No: MC1187612		Name: DSV TRUCKING INC		Interstate: Yes		



Date	Unit License	Unit Lic State	Violation Unit	Violation Description	Severity	OOS	Citation
07/11/2024	YP87915	CA	D	395.24C2III - Driver failed to manually add shipping document number	1	No	
07/11/2024	YP87915	CA	D	395.30B1 - Driver failed to certify the accuracy of the information gathered by the ELD	1	No	
04/26/2023	YP87915	CA	-	-	-	-	-
DOT No: 1961591		Docket No: MC776884		Name: VL TRUCKING INC		Interstate: Yes	
Date	Unit License	Unit Lic State	Violation Unit	Violation Description	Severity	OOS	Citation
07/06/2022	3124045	IN	-	-	-	-	-
03/04/2022	3124045	IN	-	-	-	-	-
02/07/2022	3124045	IN	-	-	-	-	-
11/18/2021	3124045	IN	-	-	-	-	-
10/14/2021	3124045	IN	D	392.82A1 - Using a hand-held mobile telephone while operating a CMV	10	No	E04081743
09/18/2021	3124045	IN	1	393.75A3 - Tire -flat and/or audible air leak	8	Yes	
07/17/2021	3124045	IN	-	-	-	-	-
07/16/2021	3124045	IN	D	392.2SLLEWA2 - State/Local Laws - Excessive Weight - 2501-5000 Lbs Over On An Axle/Axle Groups.	0	No	C219000137
05/20/2021	3124045	IN	D	392.2SLLS1 - State/Local Laws - Speeding 1-5 Miles Per Hour Over The Speed Limit	0	No	9001848
04/24/2021	3124045	IN	-	-	-	-	-
01/11/2021	2811353	IN	-	-	-	-	-
12/26/2020	2811353	IN	1	393.95A - No/discharged/unsecured fire extinguisher	2	No	
12/12/2020	2811353	IN	-	-	-	-	-
12/08/2020	2811353	IN	-	-	-	-	-
12/02/2020	2811353	IN	-	-	-	-	-
09/22/2020	2811353	IN	-	-	-	-	-
07/01/2020	2811353	IN	-	-	-	-	-
03/26/2020	2811353	IN	D	391.11B5DEN - Driver operating a CMV without proper endorsements or in violation of restrictions.	8	Yes	
03/26/2020	2811353	IN	1	393.45B2PC - Brake Hose or Tubing Chafing and/or Kinking - Connection to Power Unit	4	No	
03/26/2020	2811353	IN	1	393.55D3 - No or Defective ABS Malfunction Indicator for towed vehicles on vehicles manufactured after February 2001	4	No	
03/26/2020	2811353	IN	1	393.11 - No/defective lighting devices/reflective devices/projected	3	No	
01/07/2020	2811353	IN	-	-	-	-	-
12/03/2019	2811353	IN	1	392.2IRP - IRP Apportioned Tag or Registration Violation	0	No	
12/03/2019	2811353	IN	D	392.2SLLEWA2 - State/Local Laws - Excessive Weight - 2501-5000 Lbs Over On An Axle/Axle Groups.	0	No	
07/11/2019	2811353	IN	-	-	-	-	-
06/14/2019	2811353	IN	-	-	-	-	-
02/20/2019	2811353	IN	D	392.2 - Operating a commercial motor vehicle not in accordance with the laws, ordinances, and regulations of the jurisdiction in which it is being operated - Unsafe Driving	0	No	E002091730
01/18/2019	2811353	IN	D	392.2SLLEWA1 - State/Local Laws - Excessive Weight - 1-2500 Lbs Over On An Axle/Axle Groups.	0	No	

VIN: 4V4NC9EJ5GN961598		Unit: Truck Tractor			Year: 2016	Make: VOLVO	
Crash Report No.	DOT	Date	State	Fatalities	Injuries	Tow Away	Vehicles Involved
AR2016524240	2831701	09/19/2016	AR	0	2	Yes	2
DOT No: 3548626		Docket No: MC1187612		Name: DSV TRUCKING INC		Interstate: Yes	
Date	Unit License	Unit Lic State	Violation Unit	Violation Description	Severity	OOS	Citation
12/18/2023	YP05894	CA	-	-	-	-	-
12/06/2023	YP05894	CA	1	392.2AU - State Operating Authority Violation	0	No	KW78786
12/06/2023	YP05894	CA	D	392.2H - State/Local Hours-of-Service (HOS)	7	No	
11/22/2021	YP05894	CA	-	-	-	-	-
03/30/2021	YP05894	CA	-	-	-	-	-
DOT No: 2951066		Docket No: MC2414		Name: RONSHER TRANS		Interstate: Yes	



Date	Unit License	Unit Lic State	Violation Unit	Violation Description	Severity	OOS	Citation
10/09/2020	XP60316	CA	D	395.22G - Portable ELD not mounted in a fixed position and visible to driver	1	No	
10/09/2020	XP60316	CA	D	392.7A - Driver failing to conduct pre-trip inspection	4	No	
10/09/2020	XP60316	CA	1	393.95F - No / insufficient warning devices	2	No	
09/09/2020	XP60316	CA	D	392.2SLLS2 - State/Local Laws - Speeding 6-10 miles per hour over the speed limit	4	No	JD25384
07/15/2020	XP60316	CA	D	395.8F01 - Drivers record of duty status not current	5	No	
07/15/2020	XP60316	CA	D	395.28 - Driver failed to select/deselect or annotate a special driving category or exempt status	1	No	
07/15/2020	XP60316	CA	D	392.2SLLS2 - State/Local Laws - Speeding 6-10 miles per hour over the speed limit	4	No	X3745568
05/27/2020	XP60316	CA	1	393.203 - Cab/body parts requirements violations	2	Yes	CM029308
09/03/2019	XP60316	CA	-	-	-	-	-
08/22/2019	XP60316	CA	1	393.75A3 - Tire -flat and/or audible air leak	8	Yes	CW871224
05/14/2019	WP89654	CA	-	-	-	-	-
05/09/2019	WP89654	CA	1	393.45B2PC - Brake Hose or Tubing Chafing and/or Kinking - Connection to Power Unit	4	No	
10/16/2018	WP89654	CA	1	392.2SLLS2 - State/Local Laws - Excessive Weight - 2501-5000 Lbs Over On An Axle/Axle Groups.	0	No	CP13752
10/16/2018	WP89654	CA	D	395.8F01 - Drivers record of duty status not current	5	No	
06/07/2018	WP89654	CA	1	396.17C - Operating a CMV without proof of a periodic inspection	4	No	
06/07/2018	WP89654	CA	D	395.8F01 - Drivers record of duty status not current	5	No	
04/18/2018	WP89654	CA	-	-	-	-	-
DOT No: 2823772		Docket No: MC942074		Name: SUPERWAY LOGISTICS INC		Interstate: Yes	
Date	Unit License	Unit Lic State	Violation Unit	Violation Description	Severity	OOS	Citation
12/07/2016	WP64632	CA	-	-	-	-	-
11/17/2016	WP64632	CA	-	-	-	-	-
09/09/2016	WP64632	CA	1	392.2IRP - IRP Apportioned Tag or Registration Violation	0	No	000281032
09/09/2016	WP64632	CA	1	392.2 - Operating a commercial motor vehicle not in accordance with the laws, ordinances, and regulations of the jurisdiction in which it is being operated - Unsafe Driving	0	No	000281032
08/19/2016	WP64632	CA	-	-	-	-	-
DOT No: 2831701		Docket No: MC946255		Name: SIKANDER GROUP INC		Interstate: Yes	
Date	Unit License	Unit Lic State	Violation Unit	Violation Description	Severity	OOS	Citation
02/01/2016	WP64632	CA	-	-	-	-	-
01/13/2016	WP64632	CA	-	-	-	-	-
DOT No: 2823772		Docket No: MC942074		Name: SUPERWAY LOGISTICS INC		Interstate: Yes	
Date	Unit License	Unit Lic State	Violation Unit	Violation Description	Severity	OOS	Citation
01/12/2016	WP64632	CA	D	392.82A1 - Using a hand-held mobile telephone while operating a CMV	10	No	
01/12/2016	WP64632	CA	D	395.8E - False report of drivers record of duty status	7	Yes	

TRAILER Inspections Section

VIN: 3AKJHHDR9JSJS7301		Unit: Truck Tractor		Year: 2018	Make: FREIGHTLINER		
DOT No: 3548626		Docket No: MC1187612		Name: DSV TRUCKING INC		Interstate: Yes	
Date	Unit License	Unit Lic State	Violation Unit	Violation Description	Severity	OOS	Citation
09/26/2024	BLDG73	CO	D	392.2 - Operating a commercial motor vehicle not in accordance with the laws, ordinances, and regulations of the jurisdiction in which it is being operated - Unsafe Driving	0	No	EB710000072
DOT No: 3548628		Docket No: MC1390185		Name: INFINITY TRUCK LINE LLC		Interstate: Yes	



Date	Unit License	Unit Lic State	Violation Unit	Violation Description	Severity	OOS	Citation
12/12/2023	5852261	CO	1	392.2RG - State vehicle registration or License Plate violation	0	No	1RUS2312121 5093
12/12/2023	5852261	CO	D	392.2FT - State Or International Fuel Tax (Ifta) Violation	0	No	
DOT No: 2516406		Docket No: MC873134		Name: LOAD TO RIDE TRANSPORTATION LLC		Interstate: Yes	
Date	Unit License	Unit Lic State	Violation Unit	Violation Description	Severity	OOS	Citation
01/09/2022	AH87696	AZ	D	395.8AELD - ELD - No record of duty status (ELD Required)	5	Yes	
01/09/2022	AH87696	AZ	D	392.2SLLEWA1 - State/Local Laws - Excessive Weight - 1-2500 Lbs Over On An Axle/Axle Groups.	0	No	
11/01/2020	AH87696	AZ	-	-	-	-	-
09/30/2020	AH7696	AZ	D	392.2SLLS1 - State/Local Laws - Speeding 1-5 Miles Per Hour Over The Speed Limit	0	No	6848194-4
04/15/2020	AH87696	AZ	1	396.3A1 - Inspection/repair and maintenance parts and accessories	2	No	
02/05/2020	AH87696	AZ	-	-	-	-	-
12/01/2019	AH87696	AZ	-	-	-	-	-
10/22/2019	AH87696	AZ	D	397.3 - State/local laws ordinances regulations	1	No	
08/09/2019	AH87696	ZA	-	-	-	-	-
06/18/2019	AH87696	AZ	D	395.8 - Driver record of duty status (general/form and manner)	1	No	
06/18/2019	AH87696	AZ	D	395.15G01 - Driver failed to have instructions on-board CMV for installed automatic on-board recording device.	1	No	
01/23/2019	AH87696	AZ	-	-	-	-	-
11/08/2017	TEMP	AZ	D	390.21B - Failing To Mark Cmv W/ Name And/Or Usdot #	0	No	

VIN: 4V4NC9EJ1NN307484		Unit: Truck Tractor		Year: 2022	Make: VOLVO		
DOT No: 3548626		Docket No: MC1187612		Name: DSV TRUCKING INC		Interstate: Yes	
Date	Unit License	Unit Lic State	Violation Unit	Violation Description	Severity	OOS	Citation
08/18/2024	YP47989	CA	-	-	-	-	-
07/17/2024	YP47989	CA	-	-	-	-	-
05/16/2023	YP47989	CA	D	392.2SLLEWA1 - State/Local Laws - Excessive Weight - 1-2500 Lbs Over On An Axle/Axle Groups.	0	No	W000104
01/01/2023	YP47989	CA	-	-	-	-	-

VIN: 3AKJHHDR2KSLE7358		Unit: Truck Tractor		Year: 2019	Make: FREIGHTLINER		
DOT No: 3548626		Docket No: MC1187612		Name: DSV TRUCKING INC		Interstate: Yes	
Date	Unit License	Unit Lic State	Violation Unit	Violation Description	Severity	OOS	Citation
07/11/2024	YP87915	CA	D	395.24C2III - Driver failed to manually add shipping document number	1	No	
07/11/2024	YP87915	CA	D	395.30B1 - Driver failed to certify the accuracy of the information gathered by the ELD	1	No	
04/26/2023	YP87915	CA	-	-	-	-	-
DOT No: 1961591		Docket No: MC776884		Name: VL TRUCKING INC		Interstate: Yes	



Date	Unit License	Unit Lic State	Violation Unit	Violation Description	Severity	OOS	Citation
07/06/2022	3124045	IN	-	-	-	-	-
03/04/2022	3124045	IN	-	-	-	-	-
02/07/2022	3124045	IN	-	-	-	-	-
11/18/2021	3124045	IN	-	-	-	-	-
10/14/2021	3124045	IN	D	392.82A1 - Using a hand-held mobile telephone while operating a CMV	10	No	E04081743
09/18/2021	3124045	IN	1	393.75A3 - Tire -flat and/or audible air leak	8	Yes	
07/17/2021	3124045	IN	-	-	-	-	-
07/16/2021	3124045	IN	D	392.2SLLEWA2 - State/Local Laws - Excessive Weight - 2501-5000 Lbs Over On An Axle/Axle Groups.	0	No	C219000137
05/20/2021	3124045	IN	D	392.2SLLS1 - State/Local Laws - Speeding 1-5 Miles Per Hour Over The Speed Limit	0	No	9001848
04/24/2021	3124045	IN	-	-	-	-	-
01/11/2021	2811353	IN	-	-	-	-	-
12/26/2020	2811353	IN	1	393.95A - No/discharged/unsecured fire extinguisher	2	No	
12/12/2020	2811353	IN	-	-	-	-	-
12/08/2020	2811353	IN	-	-	-	-	-
12/02/2020	2811353	IN	-	-	-	-	-
09/22/2020	2811353	IN	-	-	-	-	-
07/01/2020	2811353	IN	-	-	-	-	-
03/26/2020	2811353	IN	D	391.11B5DEN - Driver operating a CMV without proper endorsements or in violation of restrictions.	8	Yes	
03/26/2020	2811353	IN	1	393.45B2PC - Brake Hose or Tubing Chafing and/or Kinking - Connection to Power Unit	4	No	
03/26/2020	2811353	IN	1	393.55D3 - No or Defective ABS Malfunction Indicator for towed vehicles on vehicles manufactured after February 2001	4	No	
03/26/2020	2811353	IN	1	393.11 - No/defective lighting devices/reflective devices/projected	3	No	
01/07/2020	2811353	IN	-	-	-	-	-
12/03/2019	2811353	IN	1	392.2IRP - IRP Apportioned Tag or Registration Violation	0	No	
12/03/2019	2811353	IN	D	392.2SLLEWA2 - State/Local Laws - Excessive Weight - 2501-5000 Lbs Over On An Axle/Axle Groups.	0	No	
07/11/2019	2811353	IN	-	-	-	-	-
06/14/2019	2811353	IN	-	-	-	-	-
02/20/2019	2811353	IN	D	392.2 - Operating a commercial motor vehicle not in accordance with the laws, ordinances, and regulations of the jurisdiction in which it is being operated - Unsafe Driving	0	No	E002091730
01/18/2019	2811353	IN	D	392.2SLLEWA1 - State/Local Laws - Excessive Weight - 1-2500 Lbs Over On An Axle/Axle Groups.	0	No	

VIN: 4V4NC9EJ5GN961598		Unit: Truck Tractor			Year: 2016	Make: VOLVO	
Crash Report No.	DOT	Date	State	Fatalities	Injuries	Tow Away	Vehicles Involved
AR2016524240	2831701	09/19/2016	AR	0	2	Yes	2
DOT No: 3548626		Docket No: MC1187612		Name: DSV TRUCKING INC		Interstate: Yes	
Date	Unit License	Unit Lic State	Violation Unit	Violation Description	Severity	OOS	Citation
12/18/2023	YP05894	CA	-	-	-	-	-
12/06/2023	YP05894	CA	1	392.2AU - State Operating Authority Violation	0	No	KW78786
12/06/2023	YP05894	CA	D	392.2H - State/Local Hours-of-Service (HOS)	7	No	
11/22/2021	YP05894	CA	-	-	-	-	-
03/30/2021	YP05894	CA	-	-	-	-	-
DOT No: 2951066		Docket No: MC2414		Name: RONSHER TRANS		Interstate: Yes	



Date	Unit License	Unit Lic State	Violation Unit	Violation Description	Severity	OOS	Citation
10/09/2020	XP60316	CA	D	395.22G - Portable ELD not mounted in a fixed position and visible to driver	1	No	
10/09/2020	XP60316	CA	D	392.7A - Driver failing to conduct pre-trip inspection	4	No	
10/09/2020	XP60316	CA	1	393.95F - No / insufficient warning devices	2	No	
09/09/2020	XP60316	CA	D	392.2SLLS2 - State/Local Laws - Speeding 6-10 miles per hour over the speed limit	4	No	JD25384
07/15/2020	XP60316	CA	D	395.8F01 - Drivers record of duty status not current	5	No	
07/15/2020	XP60316	CA	D	395.28 - Driver failed to select/deselect or annotate a special driving category or exempt status	1	No	
07/15/2020	XP60316	CA	D	392.2SLLS2 - State/Local Laws - Speeding 6-10 miles per hour over the speed limit	4	No	X3745568
05/27/2020	XP60316	CA	1	393.203 - Cab/body parts requirements violations	2	Yes	CM029308
09/03/2019	XP60316	CA	-	-	-	-	-
08/22/2019	XP60316	CA	1	393.75A3 - Tire -flat and/or audible air leak	8	Yes	CW871224
05/14/2019	WP89654	CA	-	-	-	-	-
05/09/2019	WP89654	CA	1	393.45B2PC - Brake Hose or Tubing Chafing and/or Kinking - Connection to Power Unit	4	No	
10/16/2018	WP89654	CA	1	392.2SLLS2 - State/Local Laws - Excessive Weight - 2501-5000 Lbs Over On An Axle/Axle Groups.	0	No	CP13752
10/16/2018	WP89654	CA	D	395.8F01 - Drivers record of duty status not current	5	No	
06/07/2018	WP89654	CA	1	396.17C - Operating a CMV without proof of a periodic inspection	4	No	
06/07/2018	WP89654	CA	D	395.8F01 - Drivers record of duty status not current	5	No	
04/18/2018	WP89654	CA	-	-	-	-	-
DOT No: 2823772		Docket No: MC942074		Name: SUPERWAY LOGISTICS INC		Interstate: Yes	
Date	Unit License	Unit Lic State	Violation Unit	Violation Description	Severity	OOS	Citation
12/07/2016	WP64632	CA	-	-	-	-	-
11/17/2016	WP64632	CA	-	-	-	-	-
09/09/2016	WP64632	CA	1	392.2IRP - IRP Apportioned Tag or Registration Violation	0	No	000281032
09/09/2016	WP64632	CA	1	392.2 - Operating a commercial motor vehicle not in accordance with the laws, ordinances, and regulations of the jurisdiction in which it is being operated - Unsafe Driving	0	No	000281032
08/19/2016	WP64632	CA	-	-	-	-	-
DOT No: 2831701		Docket No: MC946255		Name: SIKANDER GROUP INC		Interstate: Yes	
Date	Unit License	Unit Lic State	Violation Unit	Violation Description	Severity	OOS	Citation
02/01/2016	WP64632	CA	-	-	-	-	-
01/13/2016	WP64632	CA	-	-	-	-	-
DOT No: 2823772		Docket No: MC942074		Name: SUPERWAY LOGISTICS INC		Interstate: Yes	
Date	Unit License	Unit Lic State	Violation Unit	Violation Description	Severity	OOS	Citation
01/12/2016	WP64632	CA	D	392.82A1 - Using a hand-held mobile telephone while operating a CMV	10	No	
01/12/2016	WP64632	CA	D	395.8E - False report of drivers record of duty status	7	Yes	

Inspection Summary By Month (based on inspections from the last 4 years) ToC

Year-Month	Number of Inspections	Number of Power Units	Total Violations	Total OOS Inspections	Total Severity Points	Number of Crashes
2024-09	1	1	1	0	0	0
2024-08	1	1	0	0	0	0
2024-07	2	2	2	0	2	0
2023-12	2	2	2	0	7	0
2023-05	1	1	1	0	0	0
2023-04	1	1	0	0	0	0
2023-01	1	1	0	0	0	0
2021-11	1	1	0	0	0	0
2021-03	1	1	0	0	0	0

Note: The most recent month's counts may not include all the inspections for that month.



VIN Inspection Violation Details ToC

# of VINs: 6 # of Insp: 6 Severity Weight: 18 Avg. Weight/VIN: 3.0 (based on inspections in the last 4 years, showing top 50 VINs inspected most recently)									
VIN 3AKJHHDR9JSJS7301		# of Inspections: 1		Total Severity: 0		Percentage of Total: 0.00%		Avg. Weight Per Inspection: 0.0	
Inspection Date	Inspection ID	Inspection State	Location Description	Total Severity	# of Violations	Shipper Name	Inspection Level	Post Accident	Out of Service
09/26/2024	82778600	NE	ON US HWY 26, 1387 FEET WEST O	0	1	JK FAMILY FARMS	3	No	No
BASIC		Unit Type		Severity		Description		Out of Service	
Unsafe Driving		Truck Tractor		0		392.2:Operating a commercial motor vehicle not in accord		No	
VIN 1UYVS2534R3022952		# of Inspections: 1		Total Severity: 2		Percentage of Total: 11.11%		Avg. Weight Per Inspection: 2.0	
Inspection Date	Inspection ID	Inspection State	Location Description	Total Severity	# of Violations	Shipper Name	Inspection Level	Post Accident	Out of Service
07/11/2024	82136107	CA	DONNER PASS CVEF	2	2	TESLA	3	No	No
BASIC		Unit Type		Severity		Description		Out of Service	
Hours-Of-Serivce Compliance		Semi Trailer		1		395.24C2III:Driver failed to manually add shipping document nu		No	
Hours-Of-Serivce Compliance		Semi Trailer		1		395.30B1:Driver failed to certify the accuracy of the infor		No	
VIN 3AKJHHDR2KSLE7358		# of Inspections: 1		Total Severity: 2		Percentage of Total: 11.11%		Avg. Weight Per Inspection: 2.0	
Inspection Date	Inspection ID	Inspection State	Location Description	Total Severity	# of Violations	Shipper Name	Inspection Level	Post Accident	Out of Service
07/11/2024	82136107	CA	DONNER PASS CVEF	2	2	TESLA	3	No	No
BASIC		Unit Type		Severity		Description		Out of Service	
Hours-Of-Serivce Compliance		Truck Tractor		1		395.24C2III:Driver failed to manually add shipping document nu		No	
Hours-Of-Serivce Compliance		Truck Tractor		1		395.30B1:Driver failed to certify the accuracy of the infor		No	
VIN 1GR1A0620MT223384		# of Inspections: 1		Total Severity: 7		Percentage of Total: 38.89%		Avg. Weight Per Inspection: 7.0	
Inspection Date	Inspection ID	Inspection State	Location Description	Total Severity	# of Violations	Shipper Name	Inspection Level	Post Accident	Out of Service
12/06/2023	80327327	CA	CHOWCHILLA RIVER IF	7	1		3	No	No
BASIC		Unit Type		Severity		Description		Out of Service	
Hours-Of-Serivce Compliance		Semi Trailer		7		392.2H:State/Local Hours-of-Service (HOS)		No	
VIN 4V4NC9EJ5GN961598		# of Inspections: 1		Total Severity: 7		Percentage of Total: 38.89%		Avg. Weight Per Inspection: 7.0	
Inspection Date	Inspection ID	Inspection State	Location Description	Total Severity	# of Violations	Shipper Name	Inspection Level	Post Accident	Out of Service
12/06/2023	80327327	CA	CHOWCHILLA RIVER IF	7	2		3	No	No
BASIC		Unit Type		Severity		Description		Out of Service	
Hours-Of-Serivce Compliance		Truck Tractor		7		392.2H:State/Local Hours-of-Service (HOS)		No	
		Truck Tractor		0		392.2AU:State Operating Authority Violation		No	
VIN 4V4NC9EJ1NN307484		# of Inspections: 1		Total Severity: 0		Percentage of Total: 0.00%		Avg. Weight Per Inspection: 0.0	
Inspection Date	Inspection ID	Inspection State	Location Description	Total Severity	# of Violations	Shipper Name	Inspection Level	Post Accident	Out of Service
05/16/2023	78643528	AR	CRITTENDEN CO (BRIDGEPORT STN)	0	1	COYOTE LOGISTICSS	2	No	No
BASIC		Unit Type		Severity		Description		Out of Service	
		Truck Tractor		0		392.2SLEWA1:State/Local Laws - Excessive Weight - 1-2500 Lbs O		No	



Inspection History ToC							
Inspection Date	Report Number	Report State	Plate Number	Plate State	Type	Severity Weight	Time Weight
09/26/2024	T488000024	NE	BLDG73	CO	Truck Tractor		3
3AKJHHDR9JSJS7301 - Power Unit - Unsafe Driving Violation: 392.2Operating a commercial motor vehicle not in accordance with the laws, ordinances, and regulations of the jurisdiction in which it is being operated - Unsafe Driving						0	
08/18/2024	0006677053	NC	YP47989	CA	Truck Tractor		3
07/17/2024	7610000291	AR	YP47989	CA	Truck Tractor		3
07/11/2024	UEEI004480	CA	YP87915	CA	Truck Tractor		3
3AKJHHDR2KSLE7358 - Power Unit - Hours-Of-Service Violation: 395.24C2IIIDriver failed to manually add shipping document number						1	
3AKJHHDR2KSLE7358 - Power Unit - Hours-Of-Service Violation: 395.30B1Driver failed to certify the accuracy of the information gathered by the ELD						1	
12/18/2023	747C001841	AR	YP05894	CA	Truck Tractor		2
12/06/2023	UBVF003461	CA	YP05894	CA	Truck Tractor		2
4V4NC9EJ5GN961598 - Power Unit - Hours-Of-Service Violation: 392.2HState/Local Hours-of-Service (HOS)						7	
4V4NC9EJ5GN961598 - Power Unit - State/Local Laws Violation: 392.2AUSState Operating Authority Violation						0	
05/16/2023	781E000190	AR	YP47989	CA	Truck Tractor		1
4V4NC9EJ1NN307484 - Power Unit - State/Local Laws Violation: 392.2SLEWA1State/Local Laws - Excessive Weight - 1-2500 Lbs Over On An Axle/Axle Groups.						0	
04/26/2023	NDV8002204	CA	YP87915	CA	Truck Tractor		1
01/01/2023	706C002300	AR	YP47989	CA	Truck Tractor		1
11/22/2021	W158001611	MO	YP05894	CA	Truck Tractor		0
03/30/2021	560C005252	AR	YP05894	CA	Truck Tractor		0
Only the first 20 inspections are shown. See the live report for more data.							