



## Table of Contents

1. Overview	2. BASIC Scores History
3. BASIC Measures	4. KPI: BASIC Measures by Cargo Group
5. Estimated ISS Score	6. Investigation Results
7. Penalties History	8. Acute Critical Violations
9. Red Flag Violation Details	10. DOT Registration Information
11. DOT MCS-150 History	12. Crash Summary
13. Inspection Summary	14. KPI: Inspection Viol OOS Rates by Cargo Group
15. FHWA Registration Information	16. FHWA Insurance Information
17. FHWA Authorities	18. Severe Violations
19. Violation Report	20. Violation Summary
21. Violation Enforcement Chronology	22. Inspection Violations & OOS Counts
23. Radius Of Operation	24. Inspection & Crash Locations
25. Cargo Hot Spots	26. Inspection Violations & OOS Chronology
27. Percent of Insp & Crash by State	28. VIN Insp Summary by State
29. Violations By Unit Type	30. Equipment Ownership
31. Equipment Details	32. Vehicle Age
33. States of Power Unit Registrations	34. Equipment Acquisitions
35. Driver Details	36. Shared VIN Summary
37. Shipper Table	38. Safety Summary
39. Safety Details	40. Crash Detail Color Coded
41. Inspections with Shared Equipment	42. Inspection Tabular Details
43. Inspection Summary By Month	44. VIN Inspection Violation Details
45. Inspection History	



**Business Address**

1085 HACIENDA DR  
PLUMAS LAKE, CA  
95961

**Contact Info**

(408)-784-5646  
  
NIJJARROOPJOT@YAHOO.COM

**FHWA Address**

1085 HACIENDA DR  
PLUMAS LAKE, CA, 95961  
  
**Phone:** (408)-784-5646

**Mailing Address**

1085 HACIENDA DR  
PLUMAS LAKE, CA  
95961

**Overview** [ToC](#)

**Operating Status:** AUTHORIZED FOR Property  
2 other companies viewed this DOT in the past two months  
**Crash/PU ratio:** 0.0%  
**Clean Inspection ratio:** 75.0%

**Estimated BASIC Scores (as of 2/28/2025)**

	Unsafe Driving	Hours of Service	Driver Fitness	Controlled Sub. and Alcohol	Vehicle Maintenance	HM Compliance	Crash
<b>Relative Scores</b>	0% ⊖	0% ○	0% ○	0% ○	0% ○	0% ○	0% ○
<b>Alert Status</b>	No	No	No	No	No	No	No



**Estimated Inspection Selection System (ISS) Score: 1**  
**Category: Pass**

**BASIC Scores History - Unsafe Driving** [ToC](#)

There are no Scores for this BASIC

**BASIC Scores History - Hours of Service** [ToC](#)

There are no Scores for this BASIC

**BASIC Scores History - Driver Fitness** [ToC](#)

There are no Scores for this BASIC

**BASIC Scores History - Controlled Substance** [ToC](#)

There are no Scores for this BASIC



**BASIC Scores History - Vehicle Maintenance ToC**

There are no Scores for this BASIC

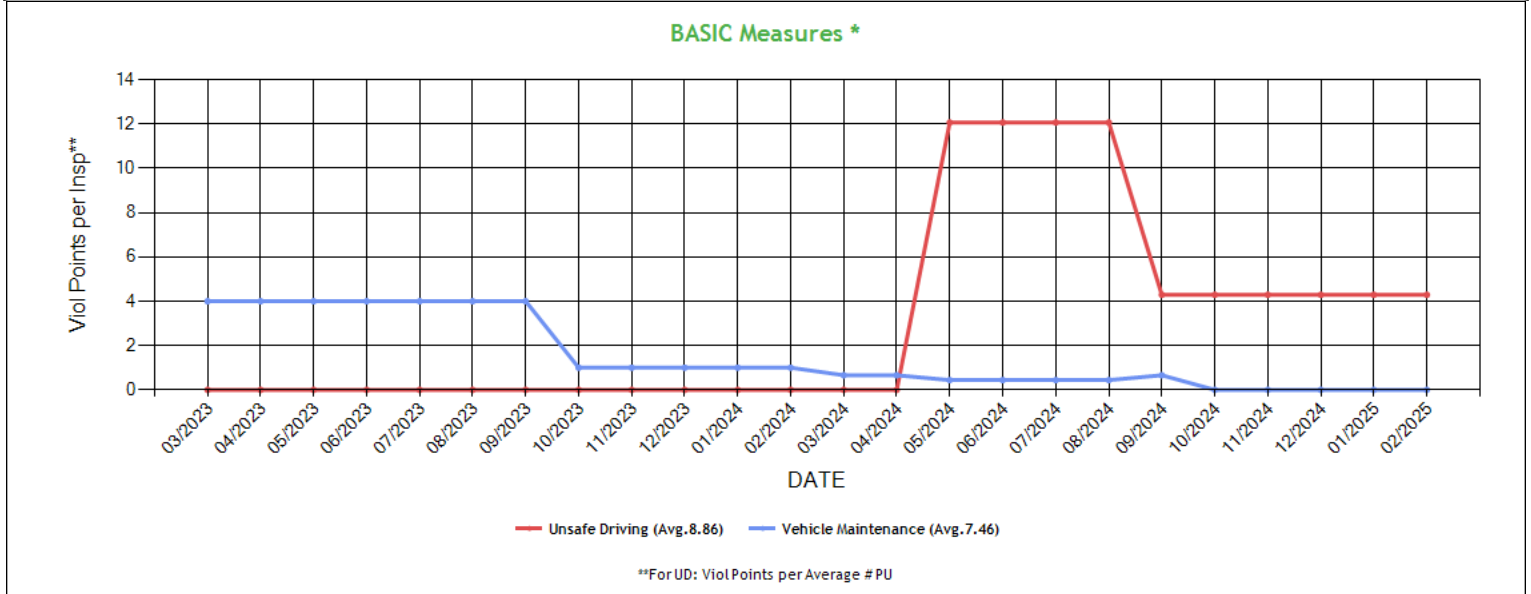
**BASIC Scores History - Crash ToC**

There are no Scores for this BASIC

**BASIC Scores History - Hazmat ToC**

There are no Scores for this BASIC

**BASIC Measures: Violation Points per Inspection Trends ToC**



\* BASIC Measures are the absolute SMS scores that are compared within each Safety Event Group to determine the BASIC Score percentiles. Averages based on fleets with 1-5 power units.



**BASIC Measures \* - Table ToC**

UD-Unsafe Driving, HOS-Hours of Service, DF-Driver Fitness, CS-Controlled Substances, VM-Vehicle Maintenance

Date	UD Measure	UD AC	UD with Viol	HOS Measure	HOS AC	HOS with Viol	DF Measure	DF AC	DF with Viol	CS Measure	CS AC	CS with Viol	VM Measure	VM AC	VM with Viol
02/2025	4.29	N	1	0.00	N	0	0.00	N	0	0.00	N	0	0.00	N	0
01/2025	4.29	N	1	0.00	N	0	0.00	N	0	0.00	N	0	0.00	N	0
12/2024	4.29	N	1	0.00	N	0	0.00	N	0	0.00	N	0	0.00	N	0
11/2024	4.29	N	1	0.00	N	0	0.00	N	0	0.00	N	0	0.00	N	0
10/2024	4.29	N	1	0.00	N	0	0.00	N	0	0.00	N	0	0.00	N	0
09/2024	4.29	N	1	0.00	N	0	0.00	N	0	0.00	N	0	0.66	N	1
08/2024	12.07	N	1	0.00	N	0	0.00	N	0	0.00	N	0	0.44	N	1
07/2024	12.07	N	1	0.00	N	0	0.00	N	0	0.00	N	0	0.44	N	1
06/2024	12.07	N	1	0.00	N	0	0.00	N	0	0.00	N	0	0.44	N	1
05/2024	12.07	N	1	0.00	N	0	0.00	N	0	0.00	N	0	0.44	N	1
04/2024	0.00	N	0	0.00	N	0	0.00	N	0	0.00	N	0	0.66	N	1
03/2024	0.00	N	0	0.00	N	0	0.00	N	0	0.00	N	0	0.66	N	1
02/2024	0.00	N	0	0.00	N	0	0.00	N	0	0.00	N	0	1.00	N	1
01/2024	0.00	N	0	0.00	N	0	0.00	N	0	0.00	N	0	1.00	N	1
12/2023	0.00	N	0	0.00	N	0	0.00	N	0	0.00	N	0	1.00	N	1
11/2023	0.00	N	0	0.00	N	0	0.00	N	0	0.00	N	0	1.00	N	1
10/2023	0.00	N	0	0.00	N	0	0.00	N	0	0.00	N	0	1.00	N	1
09/2023	0.00	N	0	0.00	N	0	0.00	N	0	0.00	N	0	4.00	N	1
08/2023	0.00	N	0	0.00	N	0	0.00	N	0	0.00	N	0	4.00	N	1
07/2023	0.00	N	0	0.00	N	0	0.00	N	0	0.00	N	0	4.00	N	1
06/2023	0.00	N	0	0.00	N	0	0.00	N	0	0.00	N	0	4.00	N	1
05/2023	0.00	N	0	0.00	N	0	0.00	N	0	0.00	N	0	4.00	N	1
04/2023	0.00	N	0	0.00	N	0	0.00	N	0	0.00	N	0	4.00	N	1
03/2023	0.00	N	0	0.00	N	0	0.00	N	0	0.00	N	0	4.00	N	1
02/2023	0.00	N	0	0.00	N	0	0.00	N	0	0.00	N	0	4.00	N	1
01/2023	0.00	N	0	0.00	N	0	0.00	N	0	0.00	N	0	4.00	N	1
12/2022	0.00	N	0	0.00	N	0	0.00	N	0	0.00	N	0	4.00	N	1
11/2022	0.00	N	0	0.00	N	0	0.00	N	0	0.00	N	0	4.00	N	1
10/2022	0.00	N	0	0.00	N	0	0.00	N	0	0.00	N	0	4.00	N	1
09/2022	0.00	N	0	0.00	N	0	0.00	N	0	0.00	N	0	0.00	N	0
08/2022	0.00	N	0	0.00	N	0	0.00	N	0	0.00	N	0	0.00	N	0
07/2022	0.00	N	0	0.00	N	0	0.00	N	0	0.00	N	0	0.00	N	0
06/2022	0.00	N	0	0.00	N	0	0.00	N	0	0.00	N	0	0.00	N	0
05/2022	0.00	N	0	0.00	N	0	0.00	N	0	0.00	N	0	0.00	N	0
04/2022	0.00	N	0	0.00	N	0	0.00	N	0	0.00	N	0	0.00	N	0
03/2022	0.00	N	0	0.00	N	0	0.00	N	0	0.00	N	0	0.00	N	0
02/2022	0.00	N	0	0.00	N	0	0.00	N	0	0.00	N	0	0.00	N	0
01/2022	0.00	N	0	0.00	N	0	0.00	N	0	0.00	N	0	0.00	N	0
12/2021	0.00	N	0	0.00	N	0	0.00	N	0	0.00	N	0	0.00	N	0
11/2021	0.00	N	0	0.00	N	0	0.00	N	0	0.00	N	0	0.00	N	0
10/2021	0.00	N	0	0.00	N	0	0.00	N	0	0.00	N	0	0.00	N	0
09/2021	0.00	N	0	0.00	N	0	0.00	N	0	0.00	N	0	0.00	N	0
08/2021	0.00	N	0	0.00	N	0	0.00	N	0	0.00	N	0	0.00	N	0
07/2021	0.00	N	0	0.00	N	0	0.00	N	0	0.00	N	0	0.00	N	0
06/2021	0.00	N	0	0.00	N	0	0.00	N	0	0.00	N	0	0.00	N	0
05/2021	0.00	N	0	0.00	N	0	0.00	N	0	0.00	N	0	0.00	N	0
04/2021	0.00	N	0	0.00	N	0	0.00	N	0	0.00	N	0	0.00	N	0
03/2021	0.00	N	0	0.00	N	0	0.00	N	0	0.00	N	0	0.00	N	0
02/2021	0.00	N	0	0.00	N	0	0.00	N	0	0.00	N	0	0.00	N	0

\* BASIC Measures are the absolute SMS scores that are compared within each Safety Event Group to determine the BASIC Score percentiles.



**KPI: BASIC Measures by Fleet Size and Cargo Group** [ToC](#)

**Fleet Size: 1-5 PUs**

Cargo Group (Companies)	Unsafe Driving		Hours of Service		Driver Fitness		Controlled Substance		Vehicle Maintenance		HM Compliance		Crash	
	Avg.	Comp. to Avg.	Avg.	Comp. to Avg.	Avg.	Comp. to Avg.	Avg.	Comp. to Avg.	Avg.	Comp. to Avg.	Avg.	Comp. to Avg.	Avg.	Comp. to Avg.
Bulk Goods (249353)	0.76	Worse	0.22	Better	0.13	Better	0.01	Better	1.70	Better	0.01	Better	0.06	Better
General Freight (482480)	0.78	Worse	0.23	Better	0.20	Better	0.02	Better	1.90	Better	0.01	Better	0.06	Better
RNT TRUCKING INC	4.29		0.00		0.00		0.00		0.00		0.00		0.00	

**Estimated ISS Score:** [1 Pass](#) [ToC](#) [About the Inspection Selection System](#)



**Estimated ISS Score History - Table ToC**

Date	Estimated ISS Score	Recommendation	Algorithm
02/28/2025	1	Pass	Safety Algorithm
01/31/2025	1	Pass	Safety Algorithm
12/27/2024	1	Pass	Safety Algorithm
11/29/2024	1	Pass	Safety Algorithm
10/25/2024	1	Pass	Safety Algorithm
09/27/2024	1	Pass	Safety Algorithm
08/30/2024	1	Pass	Safety Algorithm
07/26/2024	1	Pass	Safety Algorithm
06/28/2024	1	Pass	Safety Algorithm
05/31/2024	1	Pass	Safety Algorithm
04/26/2024	1	Pass	Safety Algorithm
03/29/2024	1	Pass	Safety Algorithm
02/23/2024	1	Pass	Safety Algorithm
01/26/2024	1	Pass	Safety Algorithm
12/29/2023	1	Pass	Safety Algorithm
11/24/2023	1	Pass	Safety Algorithm
10/27/2023	1	Pass	Safety Algorithm
09/29/2023	1	Pass	Safety Algorithm
08/25/2023	1	Pass	Safety Algorithm
07/28/2023	1	Pass	Safety Algorithm
06/30/2023	1	Pass	Safety Algorithm
05/26/2023	1	Pass	Safety Algorithm
04/28/2023	1	Pass	Safety Algorithm
03/31/2023	1	Pass	Safety Algorithm
02/24/2023	1	Pass	Safety Algorithm
01/27/2023	1	Pass	Safety Algorithm
12/30/2022	1	Pass	Safety Algorithm
11/25/2022	1	Pass	Safety Algorithm
10/28/2022	1	Pass	Safety Algorithm
09/30/2022	72	Optional Inspect	Insufficient Data Algorithm
08/26/2022	72	Optional Inspect	Insufficient Data Algorithm
07/29/2022	66	Optional Inspect	Insufficient Data Algorithm
06/24/2022	66	Optional Inspect	Insufficient Data Algorithm
05/27/2022	66	Optional Inspect	Insufficient Data Algorithm
04/29/2022	67	Optional Inspect	Insufficient Data Algorithm
03/25/2022	67	Optional Inspect	Insufficient Data Algorithm
02/25/2022	68	Optional Inspect	Insufficient Data Algorithm
01/28/2022	66	Optional Inspect	Insufficient Data Algorithm
12/31/2021	66	Optional Inspect	Insufficient Data Algorithm
11/26/2021	67	Optional Inspect	Insufficient Data Algorithm
10/29/2021	68	Optional Inspect	Insufficient Data Algorithm
09/24/2021	66	Optional Inspect	Insufficient Data Algorithm
08/27/2021	68	Optional Inspect	Insufficient Data Algorithm
07/30/2021	68	Optional Inspect	Insufficient Data Algorithm
06/25/2021	69	Optional Inspect	Insufficient Data Algorithm
05/28/2021	63	Optional Inspect	Insufficient Data Algorithm
04/30/2021	63	Optional Inspect	Insufficient Data Algorithm
03/26/2021	63	Optional Inspect	Insufficient Data Algorithm
02/26/2021	63	Optional Inspect	Insufficient Data Algorithm

**Investigation Results ToC**

**No Investigations reported on FMCSA website**



## Penalties History [ToC](#)

There is a problem with the Penalties data on FMCSA website.

## Acute Critical Violations (Based on Investigations as per CSA Methodology Appendix A) [ToC](#)

No Data

No red flag violations in the last 24 months

## DOT Registration Information: The following information on this specific DOT # is from the Federal DOT (as of Operating Authority)

DOT Registration: 02/05/2021		Total Power Units: 5		Total Trucks: 5		Total Trailers: 5		Total Passenger Vehicles: 0	
Status	Entity Type	Organization Type	Nation	Total Cars		Drivers / CDL Drivers			
A	C	-	US	0		5 / 5			
MCS-150 Date	Op Codes	Shipper Op Codes	Shipper HazMat Op Codes	Latest Review Type		Latest Review Document Number(Date)			
09/03/2024	A					()			
MCS-150 Mileage (Year)	Record Update Date	Transports Hazmats	DOT Census Date	Recordable Accident Rate		Preventable Accident Rate			
112,285 (2023)	09/03/2024	N	02/05/2021	0%		0%			
MCS-151 Mileage	Safety Rating (Date)	SEA Accident	SEA Driver	SEA Vehicle		SEA Management			
0	None (None)	0%	0%	0%		0%			
Classification Codes		Cargo Carried (per MCS-150)							
Authorized-For-Hire		General Freight, Fresh Produce, Beverages							

## DOT MCS-150 History [ToC](#)

(as of 09/10/2024 DOT census)

Census Date	MCS-150 Date	MCS-150 Mileage	VMT Year	Power Units	Drivers	Trailers	Company Rep1	Company Rep2	Email
9/10/2024	9/3/2024	112285	2023	5	5	-	ROOPJOT SINGH NIJJAR		NIJJARROOPJOT@YAHOO.COM
6/9/2023	5/15/2023	73232	2022	1	1	1	ROOPJOT SINGH NIJJAR		NIJJARROOPJOT@YAHOO.COM
4/9/2022	3/9/2022	74536	2021	1	1	1	ROOPJOT SINGH NIJJAR		NIJJARROOPJOT@YAHOO.COM
2/9/2021	2/5/2021	0		1	1	1	ROOPJOT SINGH NIJJAR		NIJJARROOPJOT@YAHOO.COM

## Crash Summary Chart [ToC](#)Crashes Summary - Chart (based on all available crash data)

No Data

## Crashes Summary - Table (based on all available crash data) [ToC](#)

	TOTAL	Last 6 months	7-12 months	13-18 months	19-24 months	25-30 months	30-36 months	37-41 months	42-48 months	Over 49 months
Total Reportable	0	0	0	0	0	0	0	0	0	0
Fatalities	0	0	0	0	0	0	0	0	0	0
Injuries	0	0	0	0	0	0	0	0	0	0
Tow Away	0	0	0	0	0	0	0	0	0	0
With Citations	0	0	0	0	0	0	0	0	0	0
Federal Recordable	0	0	0	0	0	0	0	0	0	0
Preventable	0	0	0	0	0	0	0	0	0	0
Crash per Pwr Unit	-	0.0%	0.0%	0.0%	0.0%	0.0%	0.0%	0.0%	0.0%	-



### Inspection Summary ToC

The following inspection information is based on results for 24 months prior to: 03/17/2025. Please note that the total inspections number is not necessarily the total of the vehicle, driver and hazmat inspections, as one inspection may have included any combination of the below inspections.

Overall	Vehicle	Driver	Hazmat
(Please note that the total inspections number is not necessarily the total of the vehicle, driver and hazmat inspections, as one inspection may have included any combination of the below inspections)  Total Inspections: 4 Total Out of Service: 0  Out of Service: 0% National Average: 21.23% Difference: -21.23%	Total Inspections: 3 Total Out of Service: 0  Out of Service: 0.00% National Average: 25.43% Difference: -25.43%	Total Inspections: 4 Total Out of Service: 0  Out of Service: 0.00% National Average: 6.7% Difference: -6.7%	Total Inspections: 0 Total Out of Service: 0  Out of Service: 0.00% National Average: 2.98% Difference: -2.98%

### KPI: Inspection Viol OOS Rates by Cargo Group ToC

Cargo Group	OVERALL		VEHICLE		DRIVER		HAZMAT	
	Average	Compared to Average	Average	Compared to Average	Average	Compared to Average	Average	Compared to Average
Bulk Goods	24.14%	Better	22.42%	Better	8.98%	Better	0.15%	Better
General Freight	28.57%	Better	25.02%	Better	12.41%	Better	0.20%	Better
RNT TRUCKING INC	0%		0%		0%		0%	

### FHWA Registration Information: The following data on this Motor Carrier is from the Federal Hwy Administration (as of 3/6/2025)

Docket Number	DOT Number	Company Name	DBA Name	Address	City	State	Country	ZIP Code
MC1198537	3564657	RNT TRUCKING INC		1085 HACIENDA DR	PLUMAS LAKE	CA	US	95961
Phone Number	Fax Number	Mail Address	Mail City	Mail State	Mail Contry	Mail ZIP Code	Mail Phone Number	Mail Fax Number
(408)-784-5646								
Date of Last Change	Freight	Passenger	Household Goods	Active Authority	Pending Authority	Revocation Pending Authority		
3/6/2025	Y	N	N	/ Common /	/	/		

### Insurance Required (as of 03/06/2025) ToC

Docket Number	Insurance Type	Insurance Required	Insurance on File
MC1198537	BIPD	\$750k	\$750k
MC1198537	Cargo	No	No
MC1198537	Bond	No	No

### Active / Pending Insurance (as of 03/06/2025)

Docket Number	Form	Type	Insurance Carrier	Policy/Surety	Coverage From	Coverage To	Required	On File	Effective Date	Cancel Date
MC1198537	91X	BIPD/Primary	DB INSURANCE CO., LTD (U.S.BRANCH)	CCA-0020584-01	\$0k	\$750k	\$750k	\$750k	04/25/2024	04/25/2025





**Insurance History (as of 03/06/2025)**

Docket Number	Form	Type	Insurance Carrier	Policy/Surety	Coverage From	Coverage To	Effective Date From	Effective Date To
MC1198537	91X	BIPD/Primary	DB INSURANCE CO., LTD (U.S.BRANCH)	CCA-0020584-00	\$0k	\$750k	05/28/2023	04/25/2024 Cancelled
MC1198537	91X	BIPD/Primary	DB INSURANCE CO., LTD (U.S.BRANCH)	CCA-0020584-00	\$0k	\$750k	04/25/2023	05/28/2023 Cancelled
MC1198537	91X	BIPD/Primary	DB INSURANCE CO., LTD (U.S.BRANCH)	CCA-0014711-01	\$0k	\$750k	03/25/2022	03/25/2023 Cancelled
MC1198537	91X	BIPD/Primary	DB INSURANCE CO., LTD (U.S.BRANCH)	CCA-0014711-00	\$0k	\$750k	03/25/2021	03/25/2022 Cancelled

**FHWA Authorities (as of 03/06/2025) ToC**

Docket#	L&I Name	Active Authority	Inactive Authority	Pending Authority	Revocation Pending Authority	Freight	Passenger	Household Goods
MC1198537	RNT TRUCKING INC	Common /				Yes	No	No

**Authority History (as of 03/06/2025)**

Docket Number	Sub	Auth Type	Original Action	Disposition
MC1198537		COMMON	INVOLUNTARY REVOCATION 3/29/2024 12:00:00 AM	DISCONTINUED REVOCATION 4/24/2024 12:00:00 AM
MC1198537		COMMON	REINSTATED 5/1/2023 12:00:00 AM	
MC1198537		COMMON	INVOLUNTARY REVOCATION 2/28/2022 12:00:00 AM	DISCONTINUED REVOCATION 3/30/2022 12:00:00 AM
MC1198537		COMMON	GRANTED 3/31/2021 12:00:00 AM	REVOKED 4/3/2023 12:00:00 AM

**Severe Violations (i.e. those with >= 8 points) - Chart ToC**

No Data

**Severe Violations (i.e. those with >= 8 points) - Table**

No Data

**Violation Report ToC**

Inspection Date	Inspection State	BASIC	Violation Description	OOS	VIN	Severity Points
03/25/2024	WA	Unsafe Driving	392.2SLLTCD - STATE/LOCAL LAWS - FAILED TO OBEY A TRAFFIC CONTROL DEVICE - PERMANENT OR TEMPORARY - E.G. SAFETY OFFICIAL SIGNAL SIGN LIGHT LANE MARKING OTHER.	No	3AKJGLDR3HSHU3854	5
10/02/2022	CA	Vehicle Maintenance	393.47E - Clamp/Roto-Chamber type brake(s) out of adjustment	No	1UYVS2536GU694518	4
06/08/2021	OR	-	395.24D - Eld Cannot Transfer Eld Records Electronically	No	3AKJGLDR3HSHU3854	0

No filters were applied when generating this report, see the live report for more options.

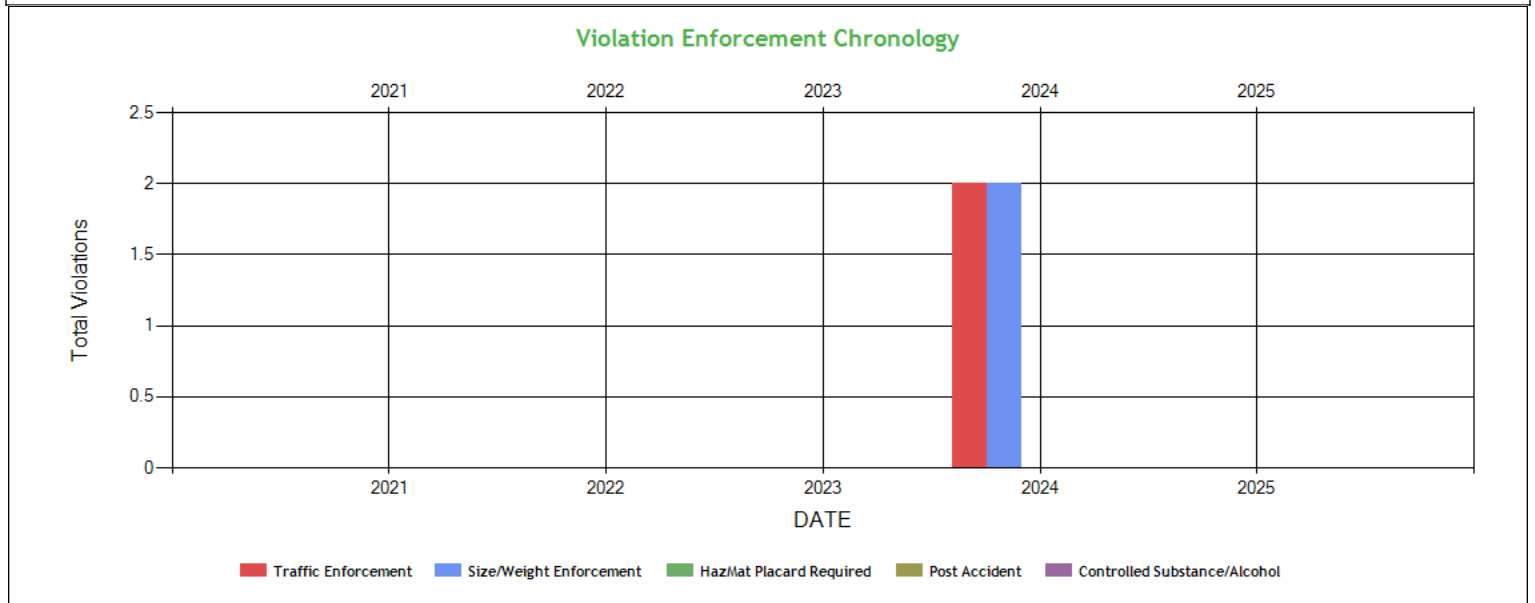


### Violation Summary [ToC](#)

BASIC	Violation Group	Code	Description	# of Violations	# of OOS Violations	Severity Points
Unsafe Driving	Dangerous Driving	392.2SLLTCD	STATE/LOCAL LAWS - FAILED TO OBEY A TRAFFIC CONTROL DEVICE - PERMANENT OR TEMPORARY - E.G. SAFETY OFFICIAL SIGNAL SIGN LIGHT LANE MARKING OTHER.	1	0	5

No filters were applied when generating this report, see the live report for more options.

### Violation Enforcement Chronology - Chart [ToC](#)

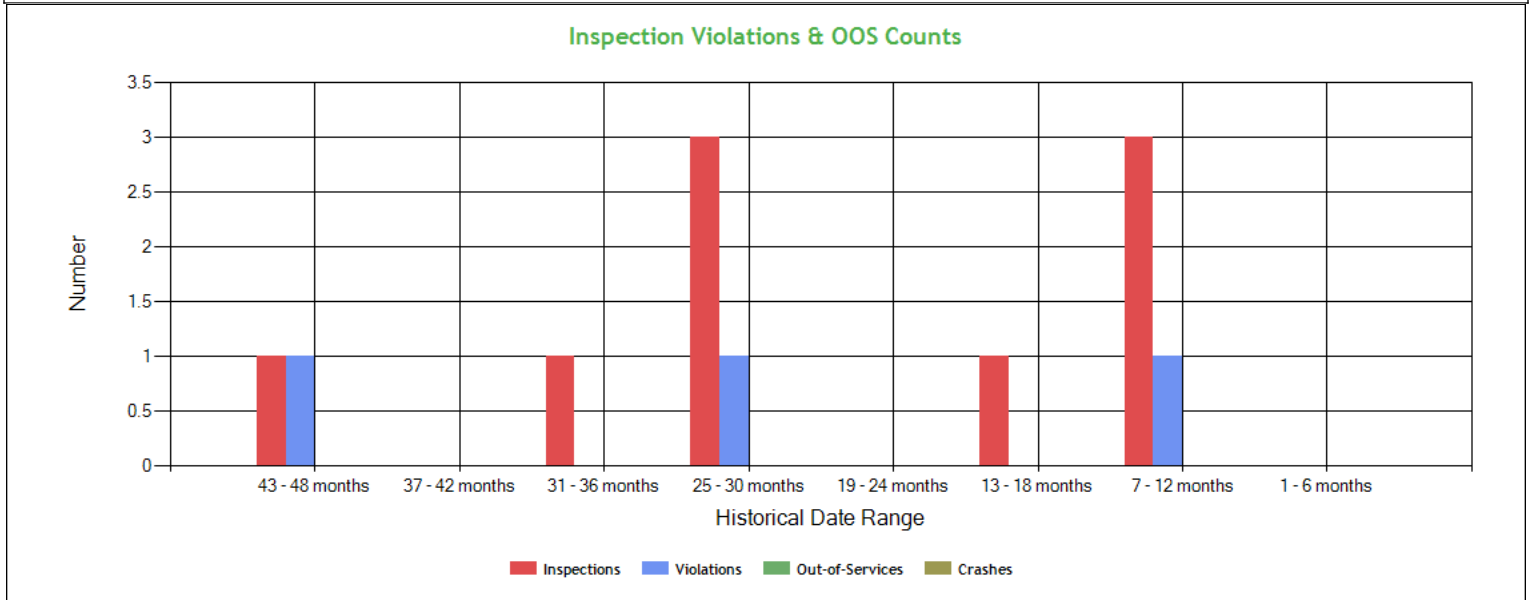


### Violation Enforcement Chronology - Table [ToC](#)

	2021	2022	2023	2024	2025
Traffic Enforcement	0	0	0	2	0
Size/Weight Enforcement	0	0	0	2	0
HazMat Placard Required	0	0	0	0	0
Post Accident	0	0	0	0	0
Controlled Substance/Alcohol	0	0	0	0	0



**Inspection Violations & OOS Counts - Chart** [ToC](#)



**Inspection Violations & OOS Counts - Table** [ToC](#)

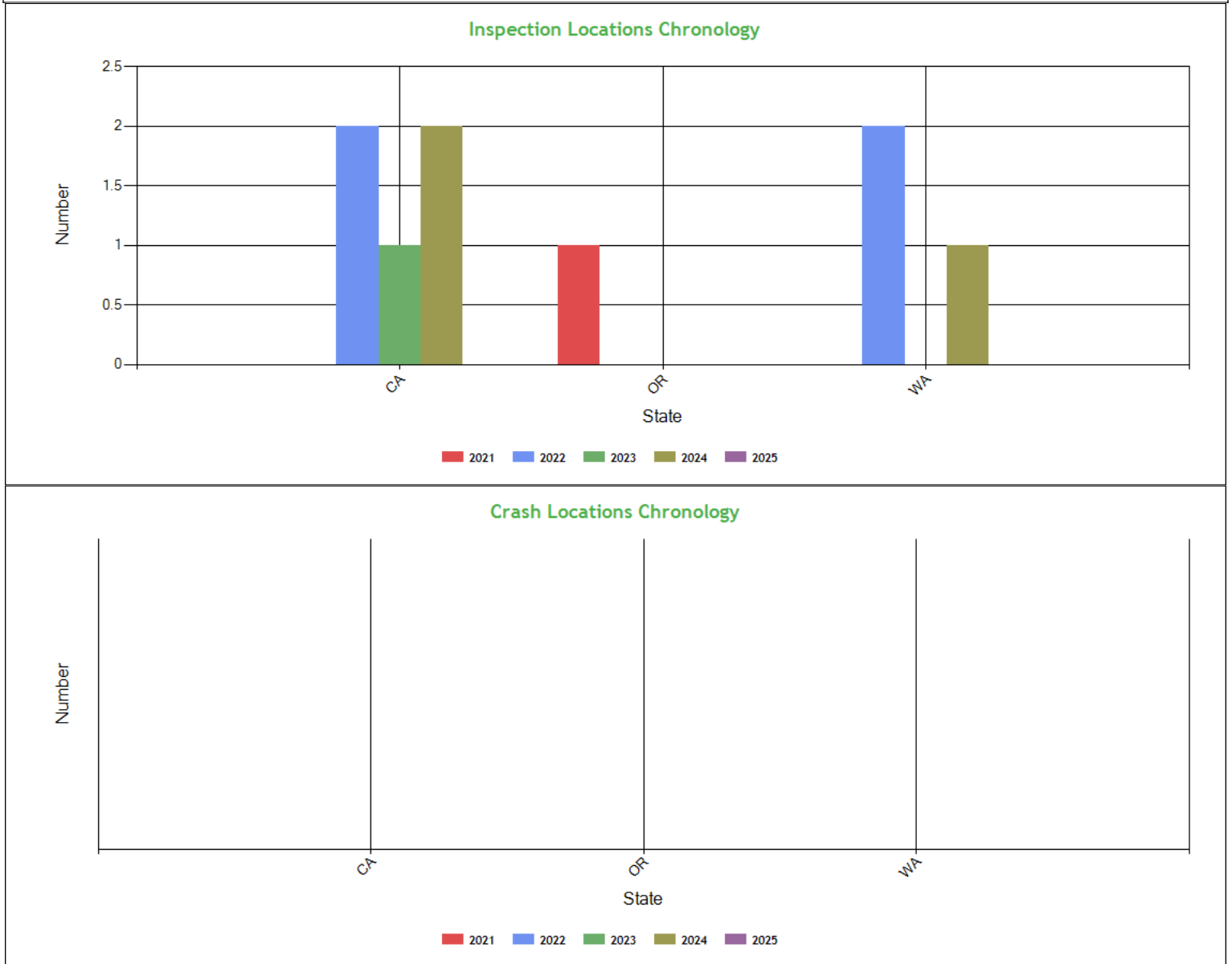
Date Range	Inspections	Violations	Out-of-Services	Crashes
TOTAL	9	3	0	0
1 - 6 months	0	0	0	0
7 - 12 months	3	1	0	0
13 - 18 months	1	0	0	0
19 - 24 months	0	0	0	0
25 - 30 months	3	1	0	0
31 - 36 months	1	0	0	0
37 - 42 months	0	0	0	0
43 - 48 months	1	1	0	0

**Radius of Operation (based on Inspections and Crashes during the past 3 years)** [ToC](#)

	Total	Drive between 0 and 50 miles radius	Drive between 51 and 200 miles radius	Drive between 201 and 300 miles radius	Drive between 301 and 400 miles radius	Drive between 401 and 500 miles radius	Drive between 501 and 600 miles radius	Drive beyond 600 miles radius
Power Units (i.e. unique VINs)	1	0	0	0	0	1	0	0
Percent	100%	0%	0%	0%	0%	100%	0%	0%



## Inspection & Crash Locations - Chart ToC



## Inspection & Crash Locations - Table ToC

State	Inspections					Violations					Out-of-Services					Crashes				
	2021	2022	2023	2024	2025	2021	2022	2023	2024	2025	2021	2022	2023	2024	2025	2021	2022	2023	2024	2025
TOTAL	1	4	1	3	0	1	1	0	1	0	0	0	0	0	0	0	0	0	0	0
CA	0	2	1	2	0	0	1	0	0	0	0	0	0	0	0	0	0	0	0	0
OR	1	0	0	0	0	1	0	0	0	0	0	0	0	0	0	0	0	0	0	0
WA	0	2	0	1	0	0	0	0	1	0	0	0	0	0	0	0	0	0	0	0

## Hot Spot Summary ToC

Year	Month	Level 5	Level 5 %	Level 4	Level 4 %	Level 3	Level 3 %	Level 2	Level 2 %	Level 1	Level 1 %	Level 0	Level 0 %	Levels 1 - 5	Levels 1 - 5 %
2024	August (Partial)	0	0.00%	0	0.00%	0	0.00%	1	33.33%	0	0.00%	0	0.00%	1	33.33%



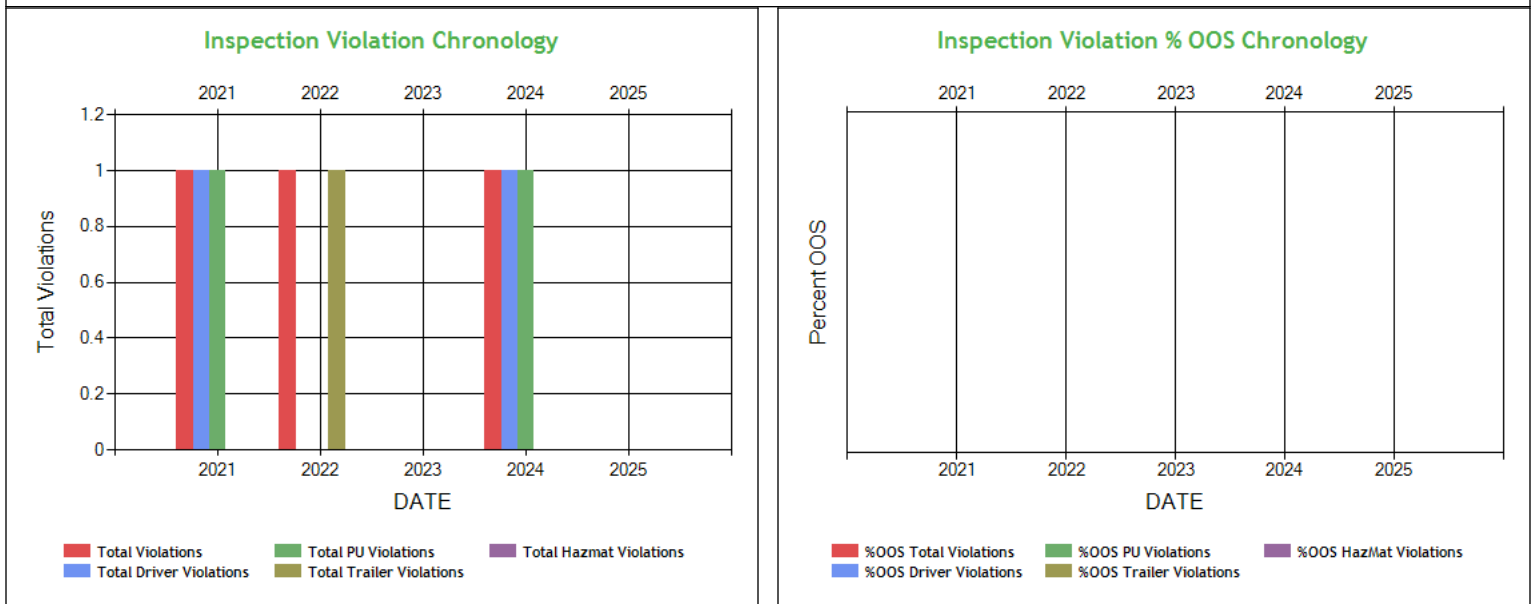
2024	March	0	0.00%	0	0.00%	0	0.00%	0	0.00%	1	33.33%	1	33.33%	1	33.33%
<b>Totals</b>		0	0.00%	0	0.00%	0	0.00%	1	33.33%	1	33.33%	1	33.33%	2	66.66%

### Hot Spot Analysis

State	County	Level	Count	Percentage
CA	Tehama	2	1	33.33%
CA	Siskiyou	1	1	33.33%

Report generated using the last 12 full months of inspection data

### Inspection Violation % OOS Chronology - Chart [ToC](#)

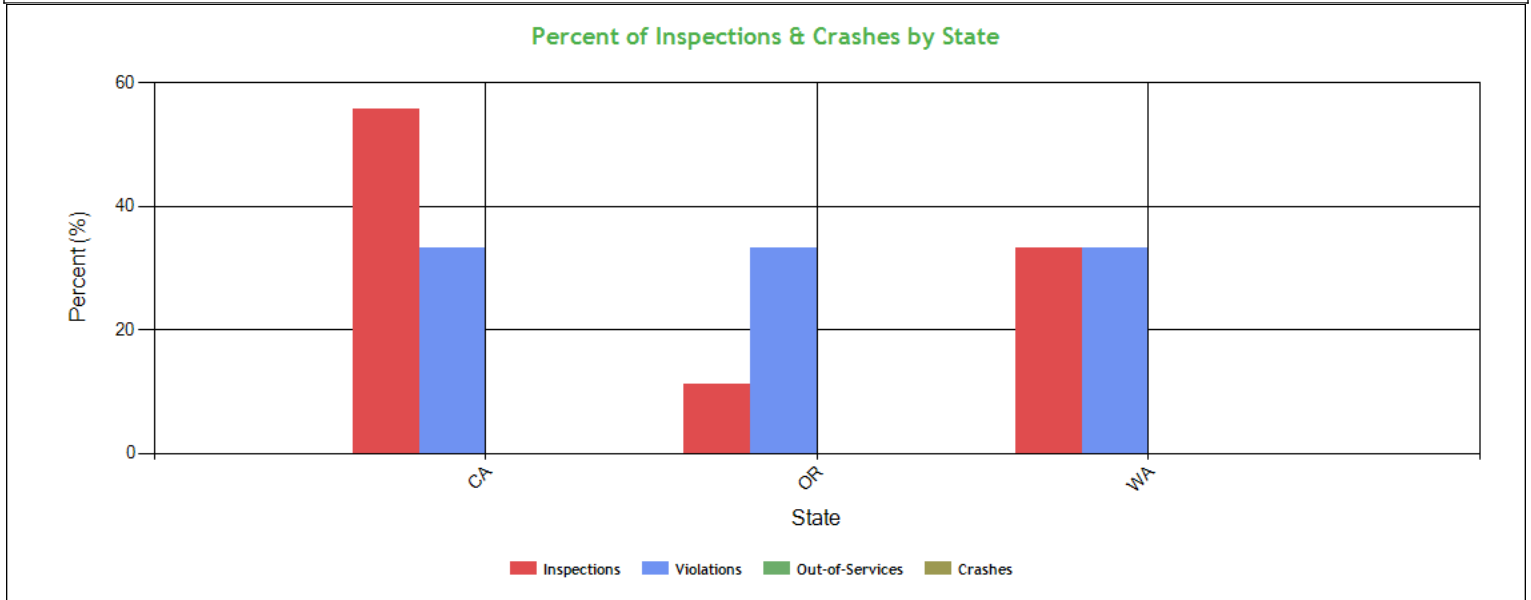


### Inspection Violation % OOS Chronology - Table [ToC](#)

	2021	2022	2023	2024	2025
Total Violations	1	1	0	1	0
Total Out Of Services	0	0	0	0	0
%OOS Total Violations	0	0	0	0	0
Total Driver Violations	1	0	0	1	0
Total Driver Out Of Services	0	0	0	0	0
%OOS Driver Violations	0	0	0	0	0
Total PU Violations	1	0	0	1	0
Total PU Out Of Services	0	0	0	0	0
%OOS PU Violations	0	0	0	0	0
Total Trailer Violations	0	1	0	0	0
Total Trailer Out Of Services	0	0	0	0	0
%OOS Trailer Violations	0	0	0	0	0
Total Hazmat Violations	0	0	0	0	0
Total Hazmat Out Of Services	0	0	0	0	0
%OOS HazMat Violations	0	0	0	0	0



**Percent of Insp & Crash by State - Chart ToC**



**Percent of Insp & Crash by State - Table (based on Inspection data from the last 4 years) ToC**

State	Inspections		Violations		Out-of-Services		Crashes	
	Total	Percent	Total	Percent	Total	Percent	Total	Percent
	9	100	3	100	0	100	0	100
CA	5	55.6	1	33.3	0	0	0	0
OR	1	11.1	1	33.3	0	0	0	0
WA	3	33.3	1	33.3	0	0	0	0

**VIN Insp Summary by State (based on inspection from the last 2 years) ToC**

VIN	Insp	Viol Pts	Counts in each State					
			CA		WA		OR	
			Insp	Viol Pts	Insp	Viol Pts	Insp	Viol Pts
<b>TOTALS</b>	16/10*	9/9**	5	4	3	5	1	0
3AKJGLDR3HSHU3854	8	5	4	0	3	5	1	0
1UYVS2536GU694518	7	4	5	4	2	0	0	0

\*<Total number of inspections for these 2 VIN(s)>/n<Total number of inspections for these 3 state(s)>

\*\*<Total severity sum for these 2 VIN(s)>/n<Total severity sum for these 3 state(s)>

**Violations By Unit Type ToC**

**# of Violations: 1 Total Severity: 5 based on inspections in the last 2 years**

Violation Unit: Driver	# of Violations: 1	Total Severity: 5	% of Total: 100%
Viol. Group: Dangerous Driving	# of Violations: 1	Total Severity: 5	% of Total: 100%
Violation	Number of Occurrences	Viol. Severity	Total Severity
392.2SLLTCD:STATE/LOCAL LAWS - FAILED TO OBEY A TRAFFIC CONTRO	1	5	5



**Equipment Ownership** [ToC](#) **Equipment Ownership** (based on MCS-150 dated 9/3/2024)

	Trucks	Tractors	Trailers	Motor Coaches	Vans
Owned	0	5	0	0	0
Term Leased	0	0	5	0	0
Trip Leased	0	0	0	0	0
Total No.	0	5	5	0	0

**Equipment Details Power Units** [ToC](#)

VIN	Latest Insp Date	Year	Make	Model	Body Class	Body Type	Axles	Len	Fuel Type
3AKJGLDR3HS HU3854	08/12/2024	2017	FREIGHTLINER	Cascadia	Truck-Tractor	-	-	-	Diesel

**Equipment Details Trailers**

VIN	Latest Insp Date	Year	Make	Model	Body Class	Body Type	Axles	Len	Fuel Type
1UYVS2536GU6 94518	08/12/2024	2016	UTILITY	Utility Trailer Manufacturer	Trailer	Van Trailer	2	53	-

**Vehicle Age** [ToC](#)

Year	# Power Units	PU Percentage	# Trailers	Trailres Percentage
2017	1	100.00%	0	0.00%
2016	0	0.00%	1	100.00%

Based on 24 months of inspection data, see the live report for more options

**States of Power Unit Registrations** [ToC](#)

State	CA	OR	WA
Number of Power Units	1	1	1

**Equipment Acquisitions - Table** [ToC](#)

	Power Units inspected for 1st time in past 12 months	Power Units inspected for 1st time in past 24 months	Power Units inspected during entire date range	Trailers inspected for 1st time in past 12 months	Trailers inspected for 1st time in past 24 months	Trailers inspected during entire date range
Unique VINs	1	1	1	1	1	1
Unique License Plates	1	1	1	1	1	1
License Plate States	1	1	1	1	1	2

**Driver Details** [ToC](#) **Driver Details** (based on MCS-150 dated 9/3/2024)

	Within 100 mi	Beyond 100 mi	TOTAL
# Drivers Interstate	0	5	5
# Drivers Intrastate	0	0	0
TOTAL	0	5	/

Avg. # Trip Lease Drivers/Mo: 0 # Drivers Grand Total: 5 # Drivers Commercially Licensed: 5



**Shared VIN Summary**   [ToC](#)

No Data

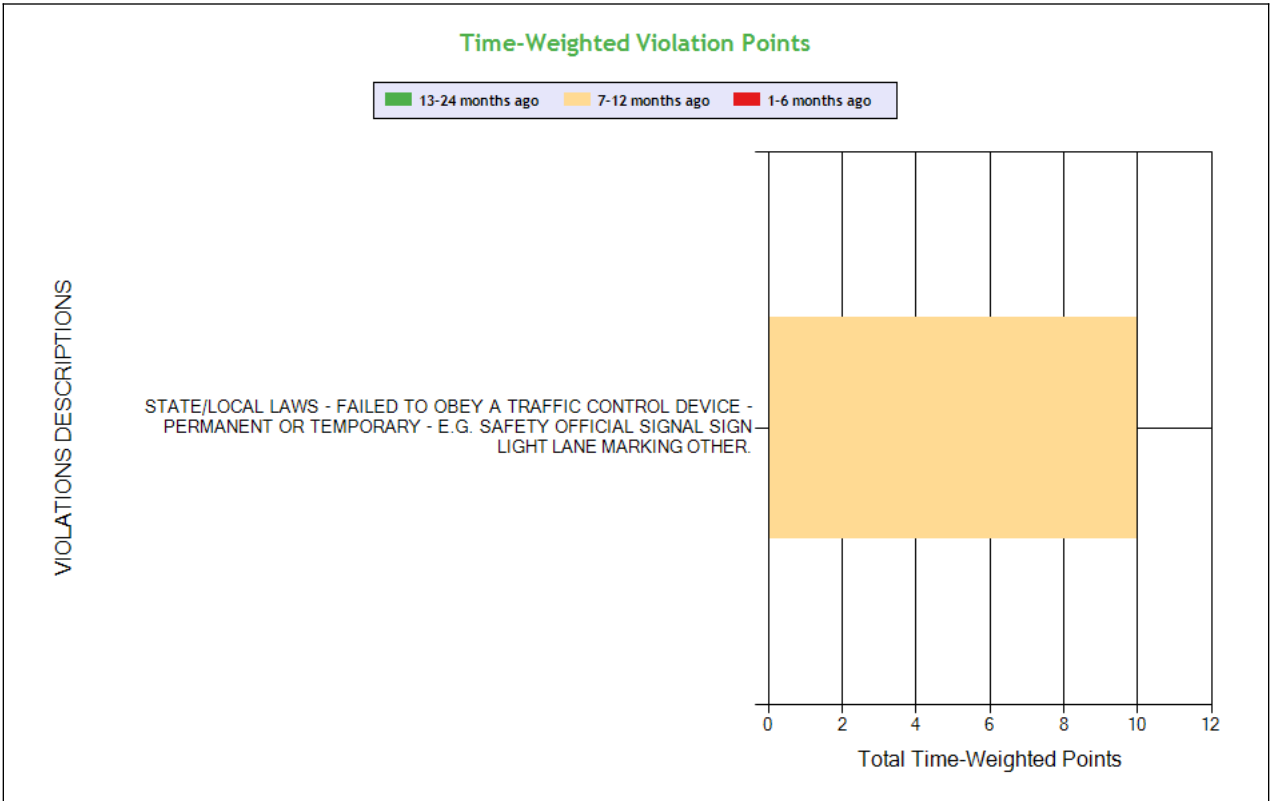
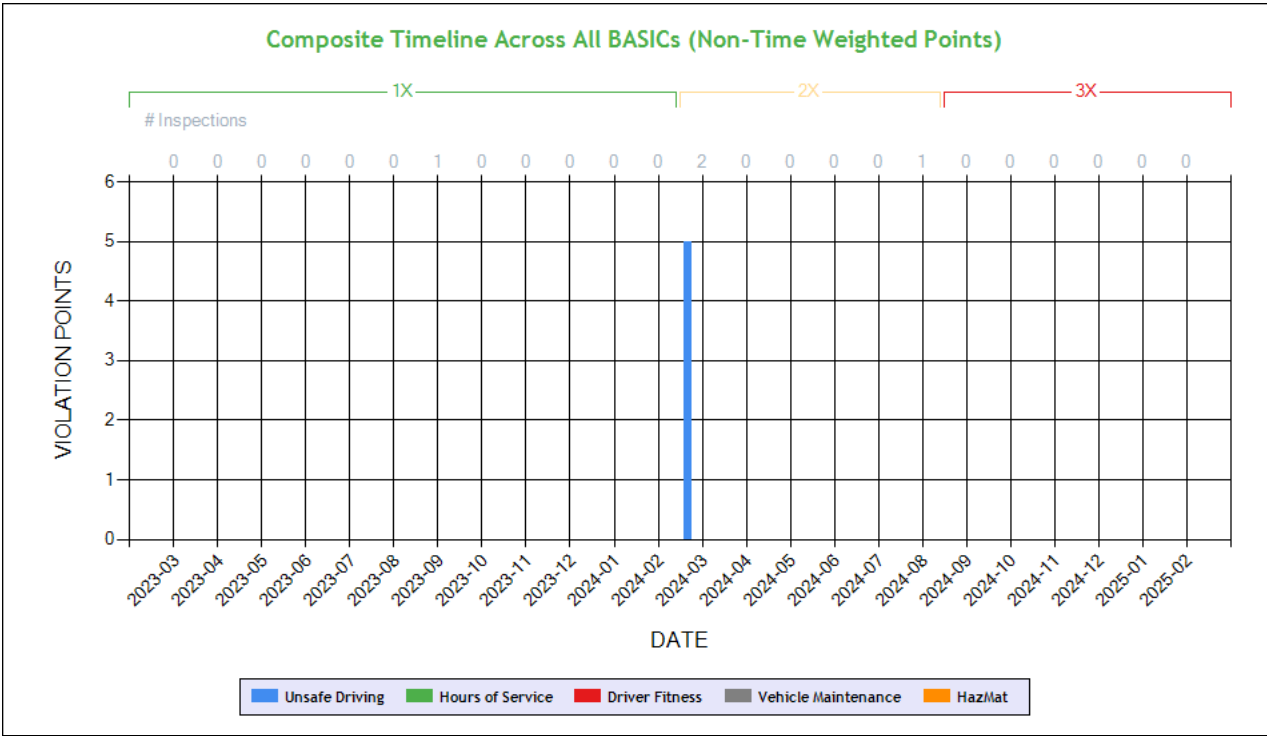
**SHIPPERS DETAIL**   [ToC](#) based on Inspection results for the last 4 years

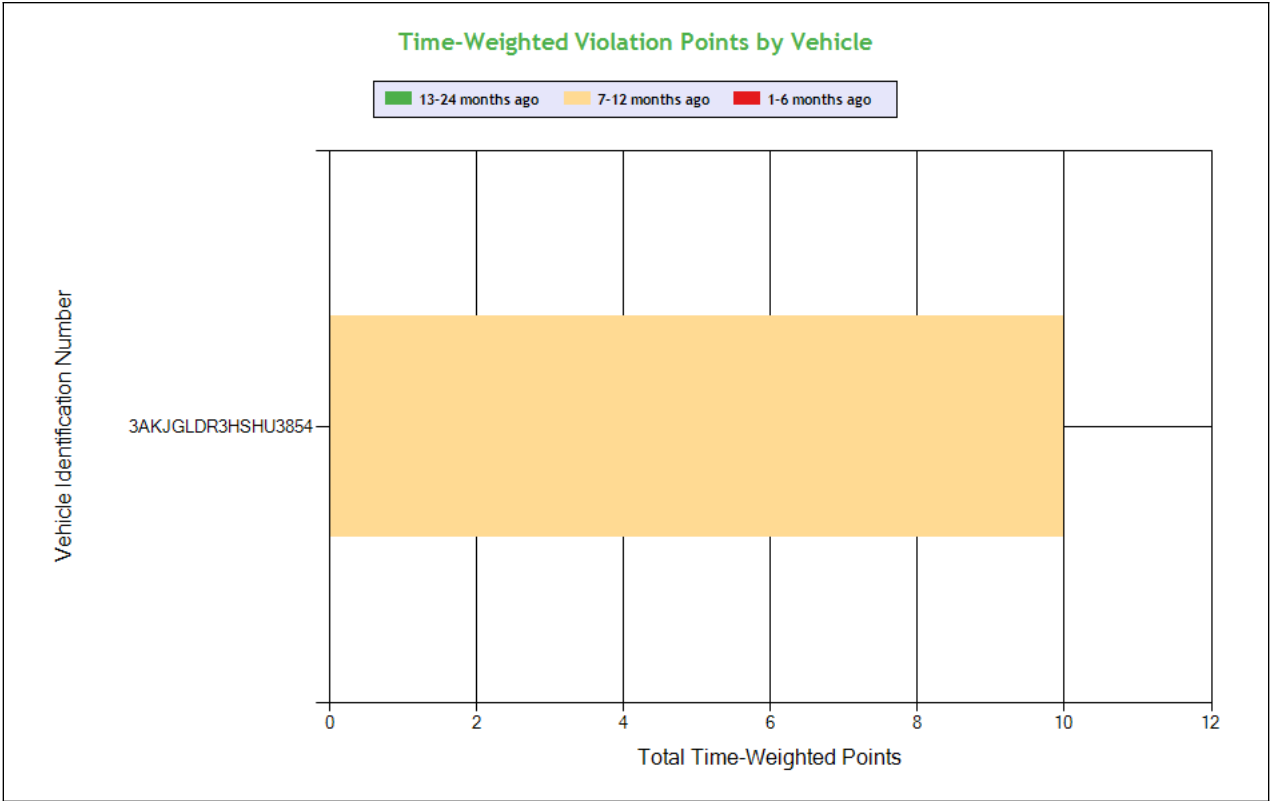
Shipper Name	Number of Inspections	Shipper Name	Number of Inspections
No Shipper listed	2	CRAIN WALNUT SHELLING LP	1
LAWRENCE WHOLESale	1	NPK LLC	1
QUEMETCO, INC.	1	SENSIENT NATURAL	1
TAYLOR FARMS	1	VALLEY FINE FOODS	1





**Carrier Underwriting Report Safety Summary ToC**





See the Excel file for the complete analysis

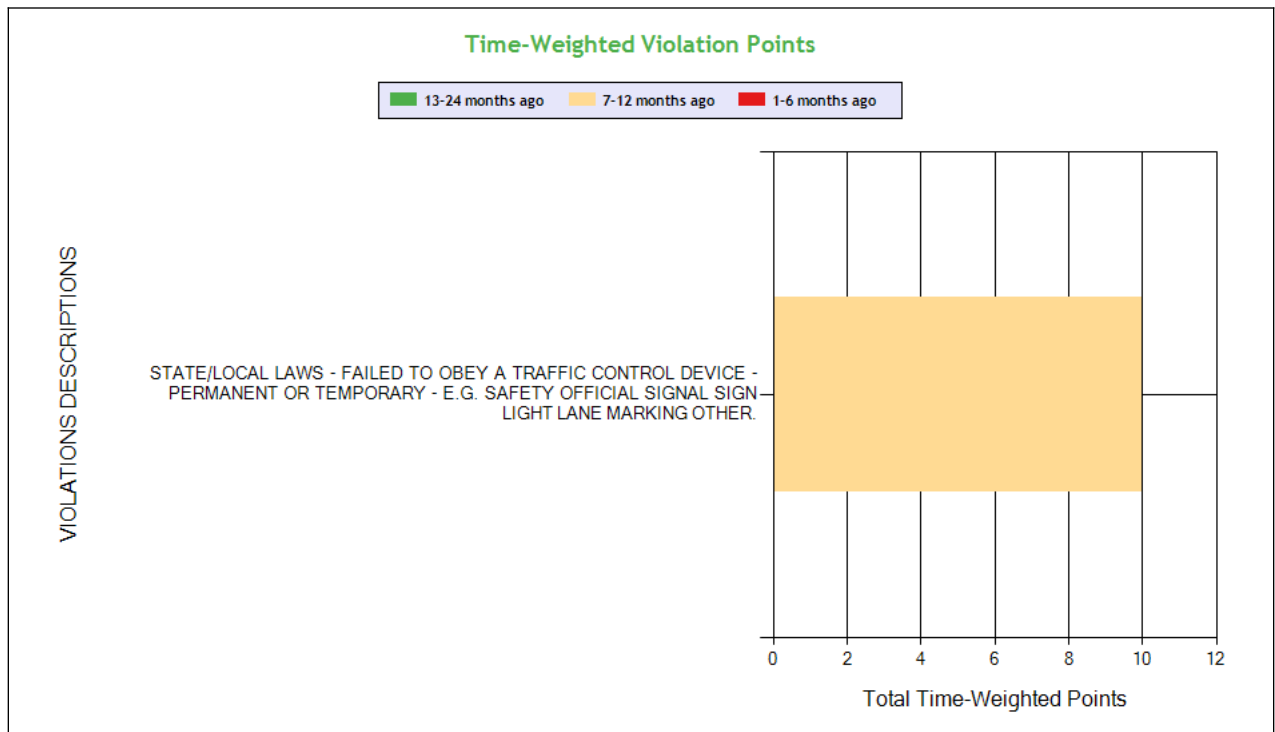
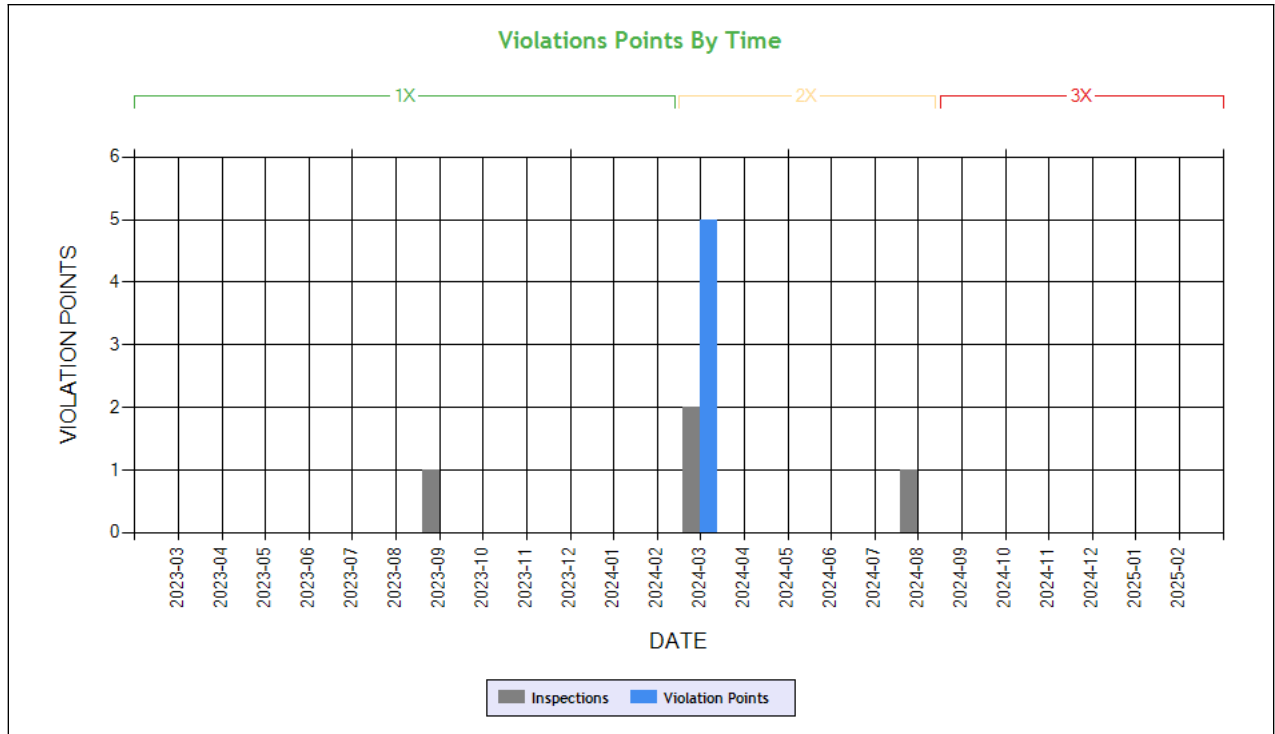
# Violations is in (1-6/7-12/13-24mo)

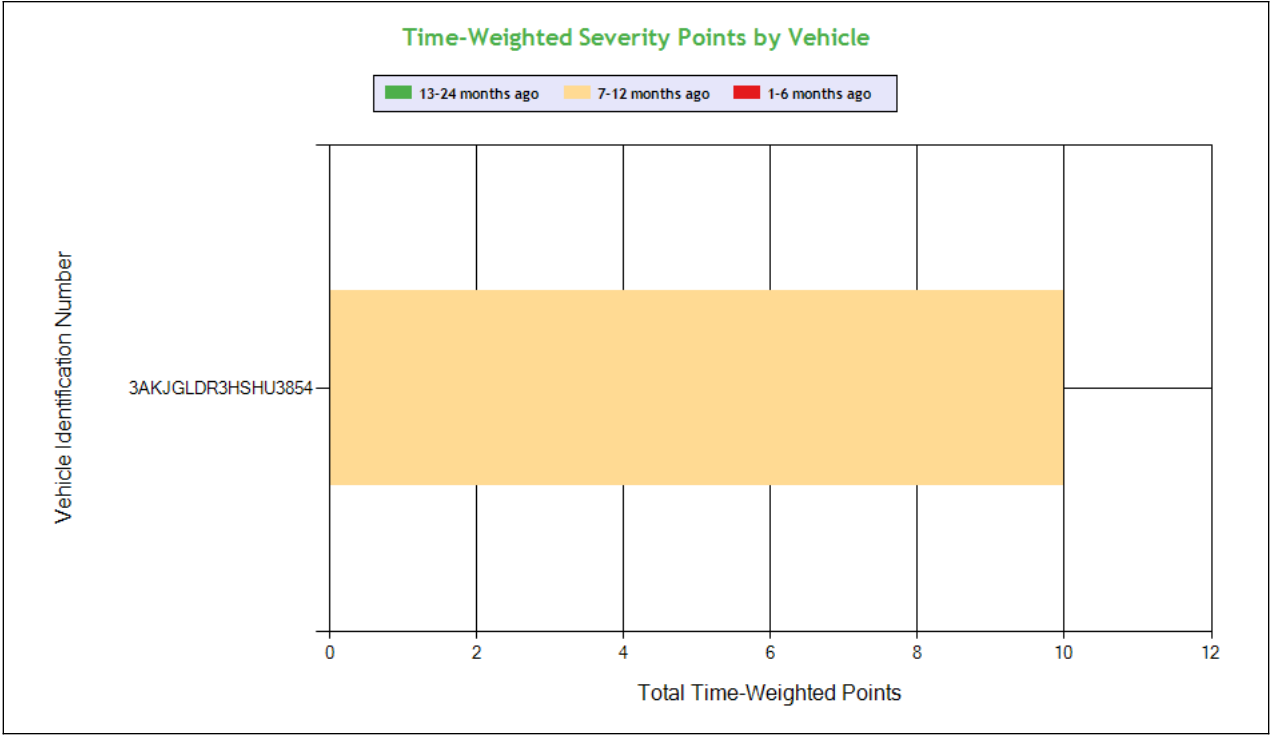
Shaded = Out Of Service Violation			
Violation Group			Dangerous Driving
Violation Description	Total Time-weighted Points by VIN	% of Total Time-weighted Points by VIN	STATE/LOCAL LAWS - FAILED TO OBEY A TRAFFIC CONTROL DEVICE - PERMANENT OR TEMPORARY - E.G. SAFETY OFFICIAL SIGNAL SIGN LIGHT LANE MARKING OTHER.
Driver Resp			Yes
Total Time-weighted Points			10
% Total Time-Wt Pts			100
3AKJGLDR3HSHU3854	10	100	10 (0/1/0)



## SAFETY ANALYSIS ToC

### Unsafe Driving





See the Excel file for the complete analysis # Violations is in (1-6/7-12/13-24mo)

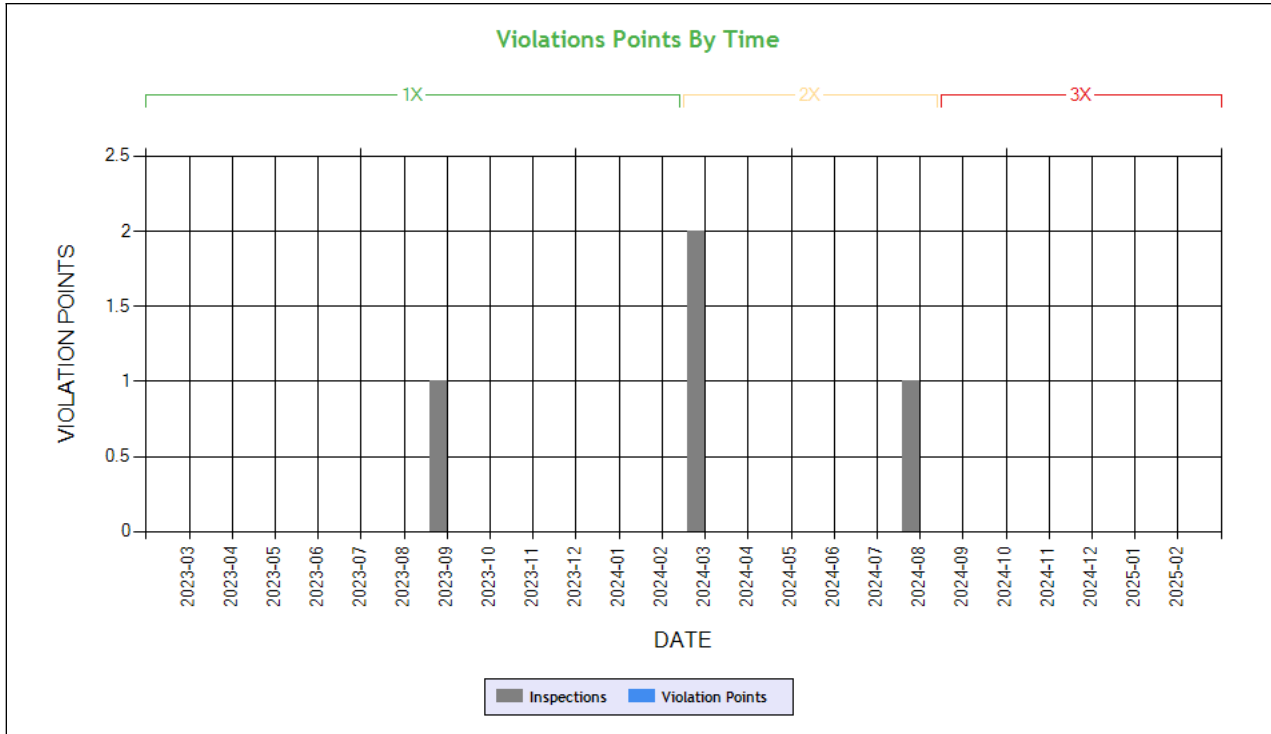
Shaded = Out Of Service Violation			
Violation Group			Dangerous Driving
Violation Description	Total Time-weighted Points by VIN	% of Total Time-weighted Points by VIN	STATE/LOCAL LAWS - FAILED TO OBEY A TRAFFIC CONTROL DEVICE - PERMANENT OR TEMPORARY - E.G. SAFETY OFFICIAL SIGNAL SIGN LIGHT LANE MARKING OTHER.
Driver Resp			Yes
Total Time-weighted Points			10
% Total Time-Wt Pts			100
3AKJGLDR3HSHU3854	10	100	10 (0/1/0)

HOS Compliance

Time-Weighted Violation Points - no data available to draw a chart  
Time-Weighted Severity Points by Vehicle - no data available to draw a chart

See the Excel file for the complete analysis # Violations is in (1-6/7-12/13-24mo)

Shaded = Out Of Service Violation		
Violation Group		



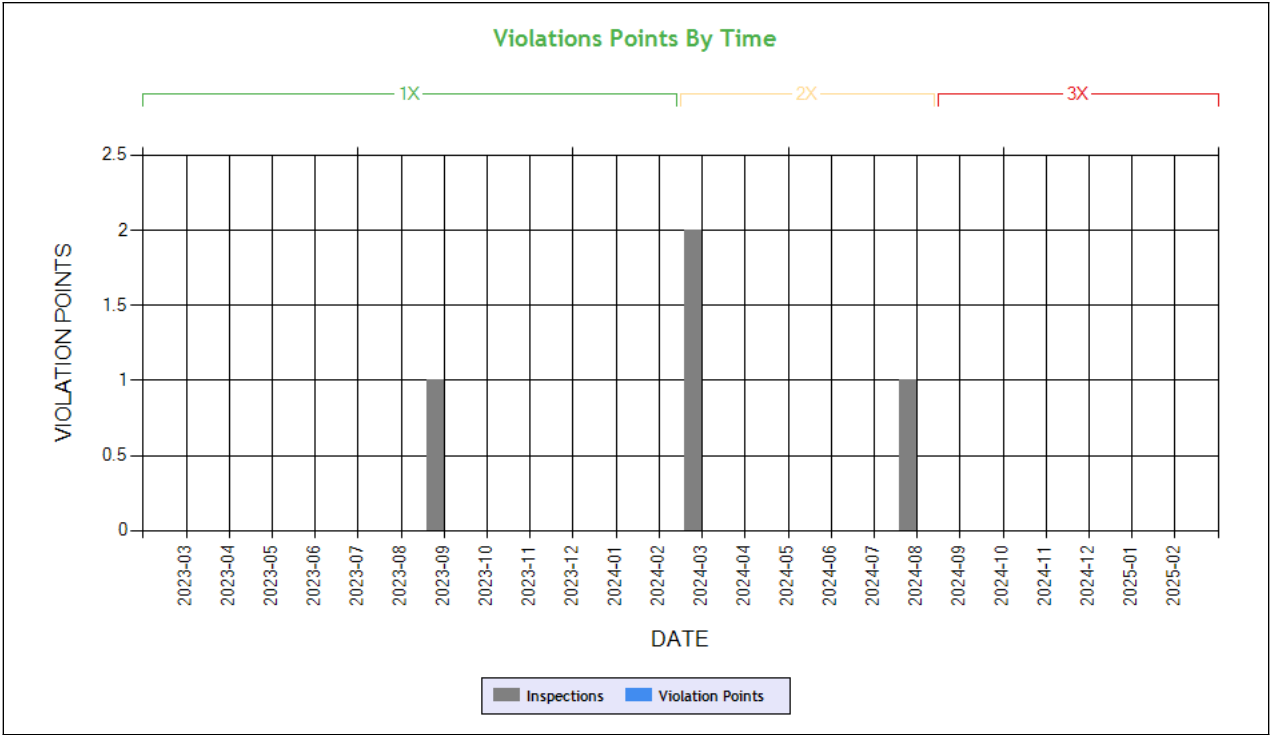
**Carrier Software**  
 1-800-646-5152  
 info@CarrierSoftware.com

**CONFIDENTIAL - Intended for use by Amerigo Insurance Agency - Date: 3/18/2025**  
 RNT TRUCKING INC - DOT# 3564657 / MC1198537

Violation Description	Total Time-weighted Points by VIN	% of Total Time-weighted Points by VIN
Driver Resp		
Total Time-weighted Points		
% Total Time-Wt Pts		



Driver Fitness



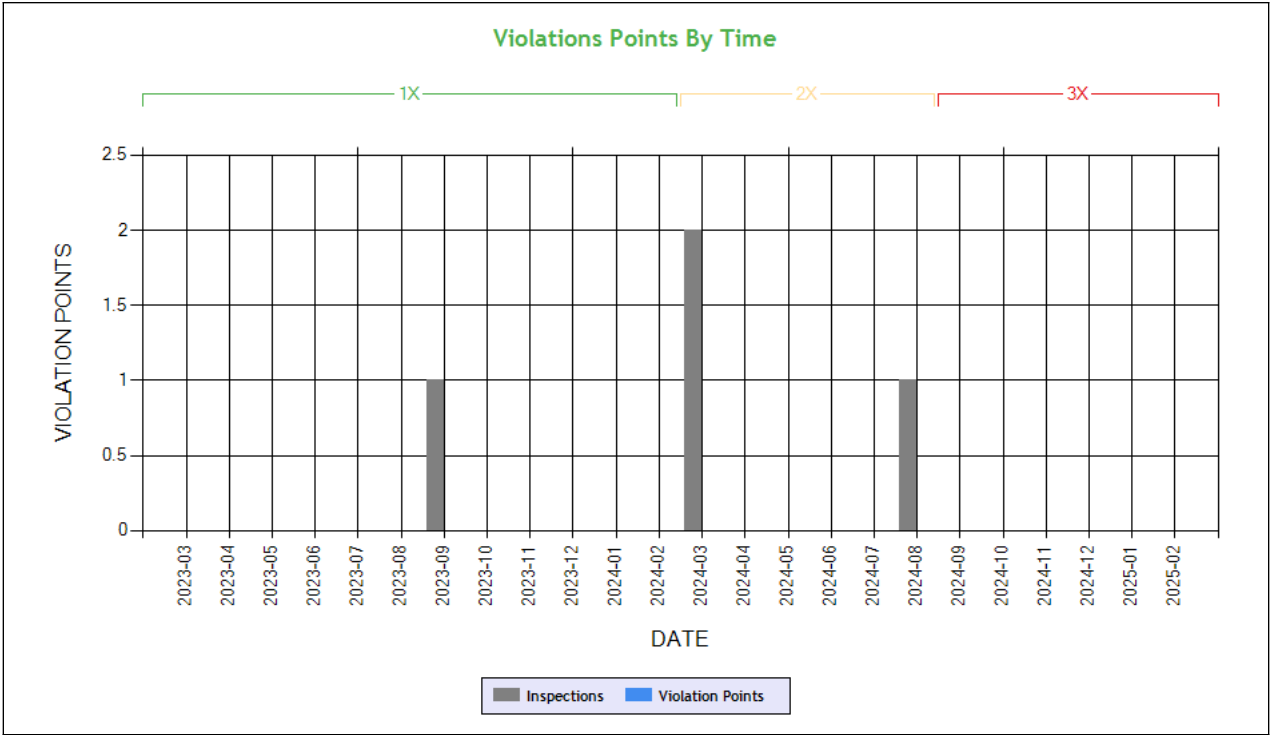
Time-Weighted Violation Points - no data available to draw a chart  
Time-Weighted Severity Points by Vehicle - no data available to draw a chart

See the Excel file for the complete analysis # Violations is in (1-6/7-12/13-24mo)

Shaded = Out Of Service Violation		
Violation Group		
Violation Description	Total Time-weighted Points by VIN	% of Total Time-weighted Points by VIN
Driver Resp		
Total Time-weighted Points		
% Total Time-Wt Pts		



Vehicle Maintenance



Time-Weighted Violation Points - no data available to draw a chart  
Time-Weighted Severity Points by Vehicle - no data available to draw a chart

See the Excel file for the complete analysis # Violations is in (1-6/7-12/13-24mo)

Shaded = Out Of Service Violation		
Violation Group		
Violation Description	Total Time-weighted Points by VIN	% of Total Time-weighted Points by VIN
Driver Resp		
Total Time-weighted Points		
% Total Time-Wt Pts		

COLOR CODED CRASH TABLE ToC

No crashes have been reported by the DOT on this Motor Carrier  
INSPECTIONS WITH SHARED EQUIPMENT:  
No Data



**LEGEND**

**Vehicle Information**

**Inspection for DOT # being analyzed**

**Inspection for Different DOT #**

**Crash Information for specific VIN**

**INSPECTION DETAILS for ALL Inspections**

PDF shows the first 100 Power Unit & Trailer VINs with most recent inspections using data from the last 4 years

**POWER UNIT Inspections Section**

VIN: 3AKJGLDR3HSHU3854				Unit: Truck Tractor		Year: 2017	Make: FREIGHTLINER	
Crash Report No.	DOT	Date	State	Fatalities	Injuries	Tow Away	Vehicles Involved	
MO0000068362	3706	10/19/2016	MO	0	0	Yes	3	
DOT No: 3564657		Docket No: MC1198537		Name: RNT TRUCKING INC			Interstate: Yes	
Date	Unit License	Unit Lic State	Violation Unit	Violation Description		Severity	OOS	Citation
08/12/2024	XP89406	CA	-	-		-	-	-
03/25/2024	XP89406	CA	D	392.2SLLTCD - STATE/LOCAL LAWS - FAILED TO OBEY A TRAFFIC CONTROL DEVICE - PERMANENT OR TEMPORARY - E.G. SAFETY OFFICIAL SIGNAL SIGN LIGHT LANE MARKING OTHER.		5	No	4A0070709
03/21/2024	XP89406	CA	-	-		-	-	-
09/20/2023	XP89406	CA	-	-		-	-	-
12/13/2022	XP89406	CA	-	-		-	-	-
12/08/2022	XP89406	CA	-	-		-	-	-
10/02/2022	XP89406	CA	-	-		-	-	-
08/02/2022	XP89406	CA	-	-		-	-	-
06/08/2021	XP89406	CA	D	395.24D - Eld Cannot Transfer Eld Records Electronically		0	No	
DOT No: 2147715		Docket No: MC799201		Name: SKYLINK TRANSPORTATION INC			Interstate: Yes	
Date	Unit License	Unit Lic State	Violation Unit	Violation Description		Severity	OOS	Citation
10/13/2020	XP89406	CA	D	395.8E - False report of drivers record of duty status		7	Yes	
DOT No: 3706		Docket No: MC140665		Name: NEW PRIME INC			Interstate: Yes	
Date	Unit License	Unit Lic State	Violation Unit	Violation Description		Severity	OOS	Citation
09/27/2018	93AP3V	MO	1	393.9TS - Inoperative turn signal		6	No	
09/27/2018	93AP3V	MO	D	392.2SLLS2 - State/Local Laws - Speeding 6-10 miles per hour over the speed limit		4	No	WARNING
07/16/2017	93AP3V	MO	D	392.2SLLEWA1 - State/Local Laws - Excessive Weight - 1-2500 Lbs Over On An Axle/Axle Groups.		0	No	EB1000373
01/14/2017	93AP3V	MO	-	-		-	-	-
12/03/2016	93AP3V	MO	-	-		-	-	-

**TRAILER Inspections Section**

VIN: 3AKJGLDR3HSHU3854				Unit: Truck Tractor		Year: 2017	Make: FREIGHTLINER	
Crash Report No.	DOT	Date	State	Fatalities	Injuries	Tow Away	Vehicles Involved	
MO0000068362	3706	10/19/2016	MO	0	0	Yes	3	
DOT No: 3564657		Docket No: MC1198537		Name: RNT TRUCKING INC			Interstate: Yes	





Date	Unit License	Unit Lic State	Violation Unit	Violation Description	Severity	OOS	Citation
08/12/2024	XP89406	CA	-	-	-	-	-
03/25/2024	XP89406	CA	D	392.2SLLTCD - STATE/LOCAL LAWS - FAILED TO OBEY A TRAFFIC CONTROL DEVICE - PERMANENT OR TEMPORARY - E.G. SAFETY OFFICIAL SIGNAL SIGN LIGHT LANE MARKING OTHER.	5	No	4A0070709
03/21/2024	XP89406	CA	-	-	-	-	-
09/20/2023	XP89406	CA	-	-	-	-	-
12/13/2022	XP89406	CA	-	-	-	-	-
12/08/2022	XP89406	CA	-	-	-	-	-
10/02/2022	XP89406	CA	-	-	-	-	-
08/02/2022	XP89406	CA	-	-	-	-	-
06/08/2021	XP89406	CA	D	395.24D - Eld Cannot Transfer Eld Records Electronically	0	No	
<b>DOT No: 2147715</b>		<b>Docket No: MC799201</b>		<b>Name: SKYLINK TRANSPORTATION INC</b>		<b>Interstate: Yes</b>	
Date	Unit License	Unit Lic State	Violation Unit	Violation Description	Severity	OOS	Citation
10/13/2020	XP89406	CA	D	395.8E - False report of drivers record of duty status	7	Yes	
<b>DOT No: 3706</b>		<b>Docket No: MC140665</b>		<b>Name: NEW PRIME INC</b>		<b>Interstate: Yes</b>	
Date	Unit License	Unit Lic State	Violation Unit	Violation Description	Severity	OOS	Citation
09/27/2018	93AP3V	MO	1	393.9TS - Inoperative turn signal	6	No	
09/27/2018	93AP3V	MO	D	392.2SLLS2 - State/Local Laws - Speeding 6-10 miles per hour over the speed limit	4	No	WARNING
07/16/2017	93AP3V	MO	D	392.2SLLWA1 - State/Local Laws - Excessive Weight - 1-2500 Lbs Over On An Axle/Axle Groups.	0	No	EB1000373
01/14/2017	93AP3V	MO	-	-	-	-	-
12/03/2016	93AP3V	MO	-	-	-	-	-

**Inspection Summary By Month (based on inspections from the last 4 years) ToC**

Year-Month	Number of Inspections	Number of Power Units	Total Violations	Total OOS Inspections	Total Severity Points	Number of Crashes
2024-08	1	1	0	0	0	0
2024-03	2	2	1	0	5	0
2023-09	1	1	0	0	0	0
2022-12	2	2	0	0	0	0
2022-10	1	1	1	0	4	0
2022-08	1	1	0	0	0	0
2021-06	1	1	1	0	0	0

Note: The most recent month's counts may not include all the inspections for that month.

**VIN Inspection Violation Details ToC**

# of VINs: 2 # of Insp: 4 Severity Weight: 13 Avg. Weight/VIN: 3.3 (based on inspections in the last 4 years, showing top 50 VINs inspected most recently)									
VIN 1UYVS2536GU694518		# of Inspections: 1		Total Severity: 4		Percentage of Total: 30.77%		Avg. Weight Per Inspection: 4.0	
Inspection Date	Inspection ID	Inspection State	Location Description	Total Severity	# of Violations	Shipper Name	Inspection Level	Post Accident	Out of Service
10/02/2022	76776740	CA	COTTONWOOD IF	4	1	SENSIENT NATURAL	1	No	No
BASIC		Unit Type		Severity		Description		Out of Service	
Vehicle Maintenance		Semi Trailer		4		393.47E:Clamp/Roto-Chamber type brake(s) out of adjustment		No	
VIN 3AKJGLDR3HSHU3854		# of Inspections: 3		Total Severity: 9		Percentage of Total: 69.23%		Avg. Weight Per Inspection: 3.0	
Inspection Date	Inspection ID	Inspection State	Location Description	Total Severity	# of Violations	Shipper Name	Inspection Level	Post Accident	Out of Service
03/25/2024	81626679	WA	KELSO SCALE	5	1		2	No	No
BASIC		Unit Type		Severity		Description		Out of Service	
Unsafe Driving		Truck Tractor		5		392.2SLLTCD:STATE/LOCAL LAWS - FAILED TO OBEY A TRAFFIC CONTRO		No	
Inspection Date	Inspection ID	Inspection State	Location Description	Total Severity	# of Violations	Shipper Name	Inspection Level	Post Accident	Out of Service
10/02/2022	76776740	CA	COTTONWOOD IF	4	1	SENSIENT NATURAL	1	No	No
BASIC		Unit Type		Severity		Description		Out of Service	



Vehicle Maintenance		Truck Tractor		4		393.47E:Clamp/Roto-Chamber type brake(s) out of adjustment		No	
Inspection Date	Inspection ID	Inspection State	Location Description	Total Severity	# of Violations	Shipper Name	Inspection Level	Post Accident	Out of Service
06/08/2021	72875994	OR	ASHLAND POE - 3.5 MI N ASHLAND	0	1	QUEMETCO, INC.	3	No	No
BASIC		Unit Type		Severity		Description		Out of Service	
		Truck Tractor		0		395.24D:Eld Cannot Transfer Eld Records Electronically		No	

Inspection History ToC							
Inspection Date	Report Number	Report State	Plate Number	Plate State	Type	Severity Weight	Time Weight
08/12/2024	UDL9003015	CA	XP89406	CA	Truck Tractor		2
03/25/2024	2104000084	WA	XP89406	CA	Truck Tractor		2
3AKJGLDR3HSHU3854 - Power Unit - Unsafe Driving Violation: 392.2SLLTCDSTATE/LOCAL LAWS - FAILED TO OBEY A TRAFFIC CONTROL DEVICE - PERMANENT OR TEMPORARY - E.G. SAFETY OFFICIAL SIGNAL SIGN LIGHT LANE MARKING OTHER.						5	
03/21/2024	NDN9004996	CA	XP89406	CA	Truck Tractor		2
09/20/2023	NCRM005299	CA	XP89406	CA	Truck Tractor		1
12/13/2022	W540000090	WA	XP89406	CA	Truck Tractor		0
12/08/2022	W521004018	WA	XP89406	CA	Truck Tractor		0
10/02/2022	UDL9002082	CA	XP89406	CA	Truck Tractor		0
3AKJGLDR3HSHU3854 - Power Unit - Vehicle Maintenance Violation: 393.47EClamp/Roto-Chamber type brake(s) out of adjustment						4	
08/02/2022	UBXK002865	CA	XP89406	CA	Truck Tractor		0
06/08/2021	AAKG007141	OR	XP89406	CA	Truck Tractor		0
3AKJGLDR3HSHU3854 - Power Unit - State/Local Laws Violation: 395.24DEld Cannot Transfer Eld Records Electronically						0	
Only the first 20 inspections are shown. See the live report for more data.							