



## Table of Contents

1. Overview	2. BASIC Scores History
3. BASIC Measures	4. KPI: BASIC Measures by Cargo Group
5. Estimated ISS Score	6. Investigation Results
7. Penalties History	8. Acute Critical Violations
9. Red Flag Violation Details	10. DOT Registration Information
11. DOT MCS-150 History	12. Crash Summary
13. Inspection Summary	14. KPI: Inspection Viol OOS Rates by Cargo Group
15. FHWA Registration Information	16. FHWA Insurance Information
17. FHWA Authorities	18. Severe Violations
19. Violation Report	20. Violation Summary
21. Violation Enforcement Chronology	22. Inspection Violations & OOS Counts
23. Radius Of Operation	24. Inspection & Crash Locations
25. Cargo Hot Spots	26. Inspection Violations & OOS Chronology
27. Percent of Insp & Crash by State	28. VIN Insp Summary by State
29. Violations By Unit Type	30. Equipment Ownership
31. Equipment Details	32. Vehicle Age
33. States of Power Unit Registrations	34. Equipment Acquisitions
35. Driver Details	36. Shared VIN Summary
37. Shipper Table	38. Safety Summary
39. Safety Details	40. Crash Detail Color Coded
41. Inspections with Shared Equipment	42. Inspection Tabular Details
43. Inspection Summary By Month	44. VIN Inspection Violation Details
45. Inspection History	



**Business Address**

3507 SUNSTONE CT  
MERCED, CA  
95340

**Contact Info**

(732)-788-8828  
  
CHEEMASATNAM80@GMAIL.COM

**FHWA Address**

3507 SUNSTONE CT  
MERCED, CA, 95340  
**Phone:** (732)-788-8828

**Mailing Address**

3507 SUNSTONE CT  
MERCED, CA  
95340

**Overview** [ToC](#)

**Operating Status:** AUTHORIZED FOR Property  
2 other companies viewed this DOT in the past two months  
**Crash/PU ratio:** 0.0%  
**Clean Inspection ratio:** 14.29%

**Estimated BASIC Scores (as of 1/31/2025)**

	Unsafe Driving	Hours of Service	Driver Fitness	Controlled Sub. and Alcohol	Vehicle Maintenance	HM Compliance	Crash
<b>Relative Scores</b>	0% ⊖	0% ⊖	0% ○	0% ○	0% ⊖	0% ○	0% ○
<b>Alert Status</b>	No	No	No	No	No	No	No



**Estimated Inspection Selection System (ISS) Score: 2**  
**Category: Pass**

**BASIC Scores History - Unsafe Driving** [ToC](#)

There are no Scores for this BASIC



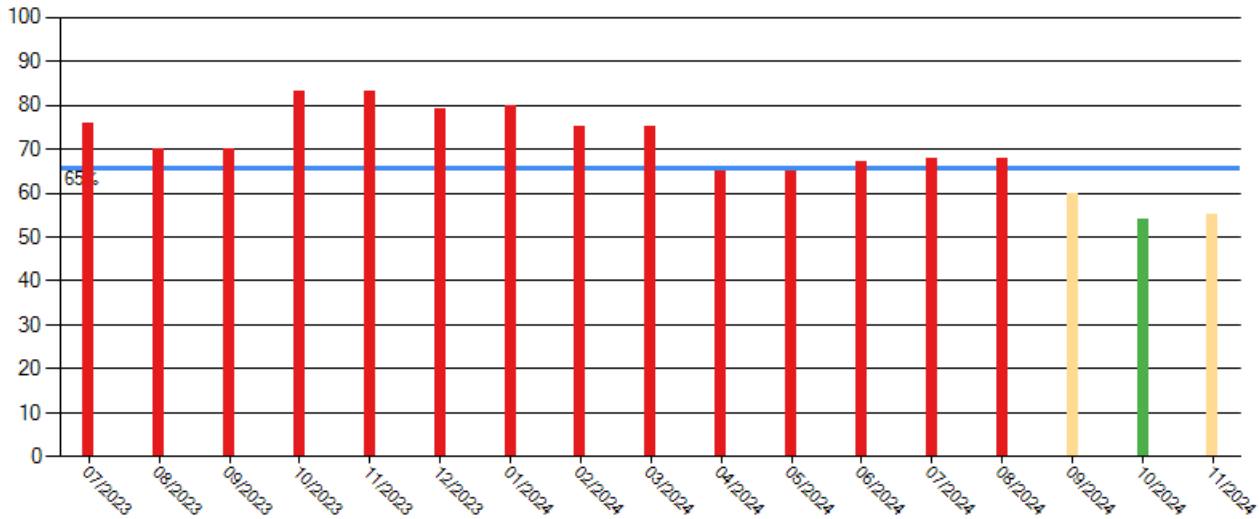
**BASIC Scores History - Hours of Service ToC**

**Alert - Above Threshold**

**Alert - Compliance Review  
Viol. in Past 12 Mo.**

**Within 10 pts of Threshold**

**Below Threshold**



**BASIC Scores History - Driver Fitness ToC**

There are no Scores for this BASIC

**BASIC Scores History - Controlled Substance ToC**

There are no Scores for this BASIC

**BASIC Scores History - Vehicle Maintenance ToC**

There are no Scores for this BASIC

**BASIC Scores History - Crash ToC**

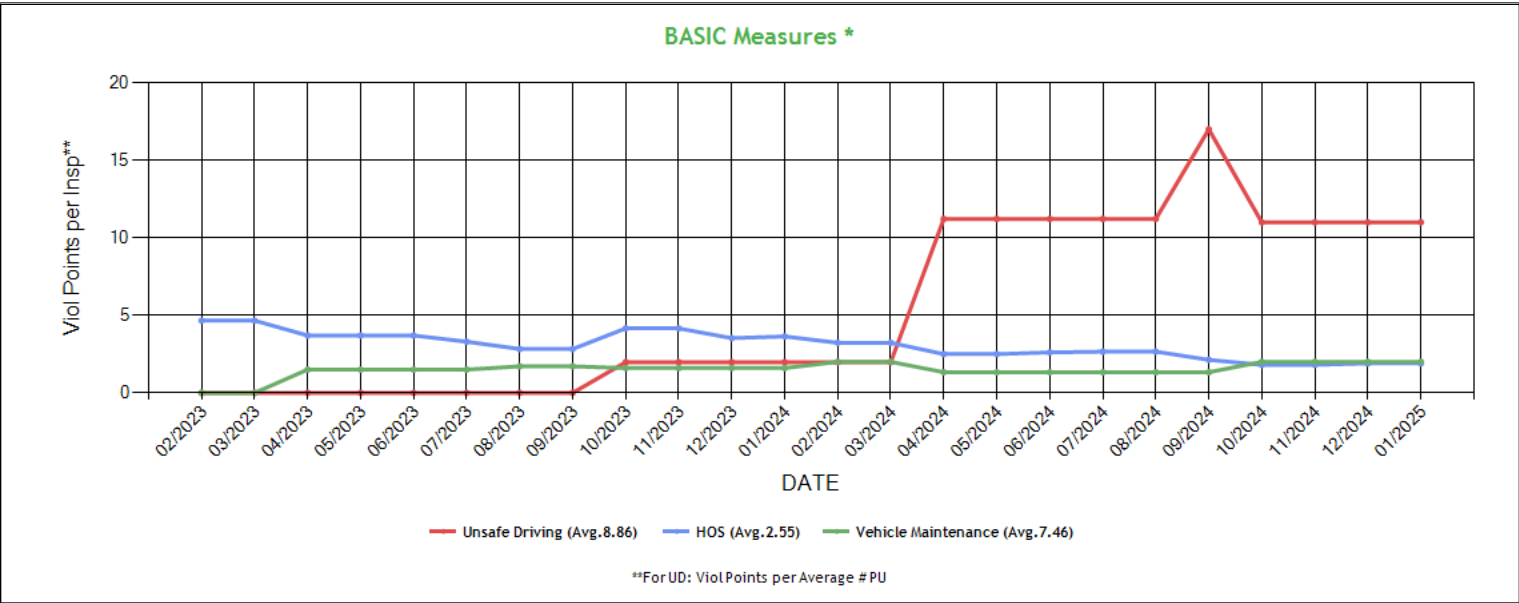
There are no Scores for this BASIC

**BASIC Scores History - Hazmat ToC**

There are no Scores for this BASIC



**BASIC Measures: Violation Points per Inspection Trends ToC**



\* BASIC Measures are the absolute SMS scores that are compared within each Safety Event Group to determine the BASIC Score percentiles. Averages based on fleets with 1-5 power units.



**BASIC Measures \* - Table ToC**

UD-Unsafe Driving, HOS-Hours of Service, DF-Driver Fitness, CS-Controlled Substances, VM-Vehicle Maintenance

Date	UD Measure	UD AC	UD with Viol	HOS Measure	HOS AC	HOS with Viol	DF Measure	DF AC	DF with Viol	CS Measure	CS AC	CS with Viol	VM Measure	VM AC	VM with Viol
01/2025	11.00	N	2	1.90	N	4	0.00	N	0	0.00	N	0	2.00	N	1
12/2024	11.00	N	2	1.90	N	4	0.00	N	0	0.00	N	0	2.00	N	1
11/2024	11.00	N	2	1.81	N	4	0.00	N	0	0.00	N	0	2.00	N	1
10/2024	11.00	N	2	1.81	N	4	0.00	N	0	0.00	N	0	2.00	N	1
09/2024	17.00	N	2	2.13	N	5	0.00	N	0	0.00	N	0	1.33	N	1
08/2024	11.22	N	2	2.66	N	5	0.00	N	0	0.00	N	0	1.33	N	1
07/2024	11.22	N	2	2.66	N	5	0.00	N	0	0.00	N	0	1.33	N	1
06/2024	11.22	N	2	2.61	N	5	0.00	N	0	0.00	N	0	1.33	N	1
05/2024	11.22	N	2	2.50	N	5	0.00	N	0	0.00	N	0	1.33	N	1
04/2024	11.22	N	2	2.50	N	5	0.00	N	0	0.00	N	0	1.33	N	1
03/2024	1.98	N	1	3.23	N	5	0.00	N	0	0.00	N	0	2.00	N	1
02/2024	1.98	N	1	3.23	N	5	0.00	N	0	0.00	N	0	2.00	N	1
01/2024	1.98	N	1	3.64	N	5	0.00	N	0	0.00	N	0	1.60	N	1
12/2023	1.98	N	1	3.53	N	5	0.00	N	0	0.00	N	0	1.60	N	1
11/2023	1.98	N	1	4.16	N	4	0.00	N	0	0.00	N	0	1.60	N	1
10/2023	1.98	N	1	4.16	N	4	0.00	N	0	0.00	N	0	1.60	N	1
09/2023	0.00	N	0	2.83	N	3	0.00	N	0	0.00	N	0	1.71	N	1
08/2023	0.00	N	0	2.83	N	3	0.00	N	0	0.00	N	0	1.71	N	1
07/2023	0.00	N	0	3.30	N	3	0.00	N	0	0.00	N	0	1.50	N	1
06/2023	0.00	N	0	3.70	N	2	0.00	N	0	0.00	N	0	1.50	N	1
05/2023	0.00	N	0	3.70	N	2	0.00	N	0	0.00	N	0	1.50	N	1
04/2023	0.00	N	0	3.70	N	2	0.00	N	0	0.00	N	0	1.50	N	1
03/2023	0.00	N	0	4.66	N	2	0.00	N	0	0.00	N	0	0.00	N	0
02/2023	0.00	N	0	4.66	N	2	0.00	N	0	0.00	N	0	0.00	N	0
01/2023	0.00	N	0	2.50	N	1	0.00	N	0	0.00	N	0	0.00	N	0
12/2022	0.00	N	0	2.50	N	1	0.00	N	0	0.00	N	0	0.00	N	0
11/2022	0.00	N	0	2.50	N	1	0.00	N	0	0.00	N	0	0.00	N	0
10/2022	0.00	N	0	2.50	N	1	0.00	N	0	0.00	N	0	0.00	N	0
09/2022	0.00	N	0	0.00	N	0	0.00	N	0	0.00	N	0	0.00	N	0
08/2022	0.00	N	0	0.00	N	0	0.00	N	0	0.00	N	0	0.00	N	0
07/2022	0.00	N	0	0.00	N	0	0.00	N	0	0.00	N	0	0.00	N	0
06/2022	0.00	N	0	0.00	N	0	0.00	N	0	0.00	N	0	0.00	N	0
05/2022	0.00	N	0	0.00	N	0	0.00	N	0	0.00	N	0	0.00	N	0
04/2022	0.00	N	0	0.00	N	0	0.00	N	0	0.00	N	0	0.00	N	0
03/2022	0.00	N	0	0.00	N	0	0.00	N	0	0.00	N	0	0.00	N	0
02/2022	0.00	N	0	0.00	N	0	0.00	N	0	0.00	N	0	0.00	N	0
01/2022	0.00	N	0	0.00	N	0	0.00	N	0	0.00	N	0	0.00	N	0
12/2021	0.00	N	0	0.00	N	0	0.00	N	0	0.00	N	0	0.00	N	0
11/2021	0.00	N	0	0.00	N	0	0.00	N	0	0.00	N	0	0.00	N	0
10/2021	0.00	N	0	0.00	N	0	0.00	N	0	0.00	N	0	0.00	N	0
09/2021	0.00	N	0	0.00	N	0	0.00	N	0	0.00	N	0	0.00	N	0
08/2021	0.00	N	0	0.00	N	0	0.00	N	0	0.00	N	0	0.00	N	0
07/2021	0.00	N	0	0.00	N	0	0.00	N	0	0.00	N	0	0.00	N	0
06/2021	0.00	N	0	0.00	N	0	0.00	N	0	0.00	N	0	0.00	N	0
05/2021	0.00	N	0	0.00	N	0	0.00	N	0	0.00	N	0	0.00	N	0
04/2021	0.00	N	0	0.00	N	0	0.00	N	0	0.00	N	0	0.00	N	0
03/2021	0.00	N	0	0.00	N	0	0.00	N	0	0.00	N	0	0.00	N	0

\* BASIC Measures are the absolute SMS scores that are compared within each Safety Event Group to determine the BASIC Score percentiles.



**KPI: BASIC Measures by Fleet Size and Cargo Group** [ToC](#)

**Fleet Size: 1-5 PUs**

Cargo Group (Companies)	Unsafe Driving		Hours of Service		Driver Fitness		Controlled Substance		Vehicle Maintenance		HM Compliance		Crash	
	Avg.	Comp. to Avg.	Avg.	Comp. to Avg.	Avg.	Comp. to Avg.	Avg.	Comp. to Avg.	Avg.	Comp. to Avg.	Avg.	Comp. to Avg.	Avg.	Comp. to Avg.
Bulk Goods (249921)	0.77	Worse	0.22	Worse	0.13	Better	0.01	Better	1.71	Worse	0.01	Better	0.06	Better
General Freight (483104)	0.79	Worse	0.23	Worse	0.20	Better	0.02	Better	1.91	Worse	0.01	Better	0.06	Better
Refrigerated (64031)	1.52	Worse	0.56	Worse	0.16	Better	0.02	Better	2.64	Better	0.01	Better	0.11	Better
CHEEMA CALI TRANSPORT INC	11.00		1.90		0.00		0.00		2.00		0.00		0.00	

**Estimated ISS Score:** [2 Pass](#) [ToC](#) [About the Inspection Selection System](#)



**Estimated ISS Score History - Table ToC**

Date	Estimated ISS Score	Recommendation	Algorithm
01/31/2025	2	Pass	Safety Algorithm
12/27/2024	2	Pass	Safety Algorithm
11/29/2024	2	Pass	Safety Algorithm
10/25/2024	2	Pass	Safety Algorithm
09/27/2024	2	Pass	Safety Algorithm
08/30/2024	75	Inspect	Safety Algorithm
07/26/2024	75	Inspect	Safety Algorithm
06/28/2024	75	Inspect	Safety Algorithm
05/31/2024	75	Inspect	Safety Algorithm
04/26/2024	75	Inspect	Safety Algorithm
03/29/2024	76	Inspect	Safety Algorithm
02/23/2024	76	Inspect	Safety Algorithm
01/26/2024	77	Inspect	Safety Algorithm
12/29/2023	77	Inspect	Safety Algorithm
11/24/2023	77	Inspect	Safety Algorithm
10/27/2023	77	Inspect	Safety Algorithm
09/29/2023	75	Inspect	Safety Algorithm
08/25/2023	75	Inspect	Safety Algorithm
07/28/2023	76	Inspect	Safety Algorithm
06/30/2023	4	Pass	Safety Algorithm
05/26/2023	4	Pass	Safety Algorithm
04/28/2023	4	Pass	Safety Algorithm
03/31/2023	4	Pass	Safety Algorithm
02/24/2023	5	Pass	Safety Algorithm
01/27/2023	74	Optional Inspect	Insufficient Data Algorithm
12/30/2022	74	Optional Inspect	Insufficient Data Algorithm
11/25/2022	74	Optional Inspect	Insufficient Data Algorithm
09/30/2022	63	Optional Inspect	Insufficient Data Algorithm
08/26/2022	63	Optional Inspect	Insufficient Data Algorithm
07/29/2022	63	Optional Inspect	Insufficient Data Algorithm
06/24/2022	63	Optional Inspect	Insufficient Data Algorithm
05/27/2022	63	Optional Inspect	Insufficient Data Algorithm
04/29/2022	63	Optional Inspect	Insufficient Data Algorithm
03/25/2022	63	Optional Inspect	Insufficient Data Algorithm
02/25/2022	63	Optional Inspect	Insufficient Data Algorithm
01/28/2022	63	Optional Inspect	Insufficient Data Algorithm
12/31/2021	63	Optional Inspect	Insufficient Data Algorithm
11/26/2021	63	Optional Inspect	Insufficient Data Algorithm
10/29/2021	63	Optional Inspect	Insufficient Data Algorithm
09/24/2021	63	Optional Inspect	Insufficient Data Algorithm
08/27/2021	63	Optional Inspect	Insufficient Data Algorithm
07/30/2021	63	Optional Inspect	Insufficient Data Algorithm
06/25/2021	63	Optional Inspect	Insufficient Data Algorithm
05/28/2021	63	Optional Inspect	Insufficient Data Algorithm
04/30/2021	63	Optional Inspect	Insufficient Data Algorithm
03/26/2021	63	Optional Inspect	Insufficient Data Algorithm

**Investigation Results ToC**

No Investigations reported on FMCSA website

**Penalties History ToC**

There is a problem with the Penalties data on FMCSA website.



**Acute Critical Violations (Based on Investigations as per CSA Methodology Appendix A) ToC**

No Data

No red flag violations in the last 24 months

DOT Registration Information: The following information on this specific DOT # is from the Federal DOT (as of Operating Authority)					
DOT Registration: 03/03/2021		Total Power Units: 1		Total Trucks: 1	
Total Trailers: 1		Total Passenger Vehicles: 0			
Status	Entity Type	Organization Type	Nation	Total Cars	Drivers / CDL Drivers
A	C	-	US	0	1 / 1
MCS-150 Date	Op Codes	Shipper Op Codes	Shipper HazMat Op Codes	Latest Review Type	Latest Review Document Number(Date)
09/19/2024	A				()
MCS-150 Mileage (Year)	Record Update Date	Transports Hazmats	DOT Census Date	Recordable Accident Rate	Preventable Accident Rate
207,139 (2024)	09/19/2024	N	03/03/2021	0%	0%
MCS-151 Mileage	Safety Rating (Date)	SEA Accident	SEA Driver	SEA Vehicle	SEA Management
0	None (None)	0%	0%	0%	0%
Classification Codes		Cargo Carried (per MCS-150)			
Authorized-For-Hire		General Freight, Fresh Produce, Refrigerated foods, Beverages			

DOT MCS-150 History ToC			(as of 09/24/2024 DOT census)						
Census Date	MCS-150 Date	MCS-150 Mileage	VMT Year	Power Units	Drivers	Trailers	Company Rep1	Company Rep2	Email
9/24/2024	9/19/2024	207139	2024	1	1	-	SATNAM SINGH		CHEEMASATNAM80@GMAIL.COM
6/9/2023	5/9/2023	148467	2022	1	1	1	SATNAM SINGH		CHEEMASATNAM80@GMAIL.COM
6/9/2022	5/20/2022	95868	2021	1	1	1	SATNAM SINGH		CHEEMASATNAM80@GMAIL.COM
9/9/2021	9/7/2021	62345	2020	1	1	1	SATNAM SINGH		CHEEMASATNAM80@GMAIL.COM
3/9/2021	3/3/2021	0		1	1	1	SATNAM SINGH		CHEEMASATNAM80@GMAIL.COM

**Crash Summary Chart ToC Crashes Summary - Chart (based on all available crash data)**

No Data

Crashes Summary - Table (based on all available crash data) ToC										
	TOTAL	Last 6 months	7-12 months	13-18 months	19-24 months	25-30 months	30-36 months	37-41 months	42-48 months	Over 49 months
Total Reportable	0	0	0	0	0	0	0	0	0	0
Fatalities	0	0	0	0	0	0	0	0	0	0
Injuries	0	0	0	0	0	0	0	0	0	0
Tow Away	0	0	0	0	0	0	0	0	0	0
With Citations	0	0	0	0	0	0	0	0	0	0
Federal Recordable	0	0	0	0	0	0	0	0	0	0
Preventable	0	0	0	0	0	0	0	0	0	0
Crash per Pwr Unit	-	0.0%	0.0%	0.0%	0.0%	0.0%	0.0%	0.0%	0.0%	-





### Inspection Summary ToC

The following inspection information is based on results for 24 months prior to: 02/28/2025. Please note that the total inspections number is not necessarily the total of the vehicle, driver and hazmat inspections, as one inspection may have included any combination of the below inspections.

Overall	Vehicle	Driver	Hazmat
(Please note that the total inspections number is not necessarily the total of the vehicle, driver and hazmat inspections, as one inspection may have included any combination of the below inspections)  Total Inspections: 6 Total Out of Service: 1  Out of Service: 16.67% National Average: 21.33% Difference: -4.66%	Total Inspections: 1 Total Out of Service: 0  Out of Service: 0.00% National Average: 25.44% Difference: -25.44%	Total Inspections: 6 Total Out of Service: 0  Out of Service: 0.00% National Average: 6.78% Difference: -6.78%	Total Inspections: 0 Total Out of Service: 0  Out of Service: 0.00% National Average: 2.97% Difference: -2.97%

### KPI: Inspection Viol OOS Rates by Cargo Group ToC

Cargo Group	OVERALL		VEHICLE		DRIVER		HAZMAT	
	Average	Compared to Average	Average	Compared to Average	Average	Compared to Average	Average	Compared to Average
Bulk Goods	24.21%	Better	22.44%	Better	9.05%	Better	0.15%	Better
General Freight	28.67%	Better	25.03%	Better	12.50%	Better	0.21%	Better
Refrigerated	22.85%	Better	21.02%	Better	10.29%	Better	0.08%	Better
CHEEMA CALI TRANSPORT INC	16.67%		0%		0%		0%	

### FHWA Registration Information: The following data on this Motor Carrier is from the Federal Hwy Administration (as of 2/27/2025)

Docket Number	DOT Number	Company Name	DBA Name	Address	City	State	Country	ZIP Code
MC1209392	3580678	CHEEMA CALI TRANSPORT INC		3507 SUNSTONE CT	MERCED	CA	US	95340
Phone Number	Fax Number	Mail Address	Mail City	Mail State	Mail Contry	Mail ZIP Code	Mail Phone Number	Mail Fax Number
(732)-788-8828								
Date of Last Change	Freight	Passenger	Household Goods	Active Authority	Pending Authority	Revocation Pending Authority		
2/27/2025	Y	N	N	/ Common /	/	/ Common /		

### Insurance Required (as of 02/27/2025) ToC

Docket Number	Insurance Type	Insurance Required	Insurance on File
MC1209392	BIPD	\$750k	\$750k
MC1209392	Cargo	No	No
MC1209392	Bond	No	No

### Active / Pending Insurance (as of 02/27/2025)

Docket Number	Form	Type	Insurance Carrier	Policy/Surety	Coverage From	Coverage To	Required	On File	Effective Date	Cancel Date
MC1209392	91X	BIPD/Primary	ACCREDITED SURETY AND CASUALTY COMPANY, INC.	1BWHCA1901463648-00	\$0k	\$750k	\$750k	\$750k	03/25/2024	03/25/2025



**Insurance History (as of 02/27/2025)**

Docket Number	Form	Type	Insurance Carrier	Policy/Surety	Coverage From	Coverage To	Effective Date From	Effective Date To
MC1209392	91X	BIPD/Primary	CONCERT SPECIALTY INSURANCE COMPANY	CS BSR 00000829-00	\$0k	\$750k	03/25/2023	03/25/2024 Cancelled
MC1209392	91X	BIPD/Primary	ACCREDITED SPECIALTY INSURANCE COMPANY	2BWHCA19S01 01407-00	\$0k	\$750k	03/25/2022	03/25/2023 Cancelled
MC1209392	91X	BIPD/Primary	KNIGHT SPECIALTY INSURANCE COMPANY	KSCW1733085 -00	\$0k	\$1000k	03/25/2021	03/25/2022 Cancelled
MC1209392	91X	BIPD/Primary	KNIGHT SPECIALTY INSURANCE COMPANY	KSCW1733085 -00	\$0k	\$1000k	03/25/2021	03/25/2021 Replaced

**FHWA Authorities (as of 02/27/2025) ToC**

Docket#	L&I Name	Active Authority	Inactive Authority	Pending Authority	Revocation Pending Authority	Freight	Passenger	Household Goods
MC1209392	CHEEMA CALI TRANSPORT INC	Common /			Common /	Yes	No	No

**Authority History (as of 02/27/2025)**

Docket Number	Sub	Auth Type	Original Action	Disposition
MC1209392		COMMON	INVOLUNTARY REVOCATION 2/27/2024 12:00:00 AM	DISCONTINUED REVOCATION 3/26/2024 12:00:00 AM
MC1209392		COMMON	INVOLUNTARY REVOCATION 2/27/2023 12:00:00 AM	DISCONTINUED REVOCATION 3/27/2023 12:00:00 AM
MC1209392		COMMON	INVOLUNTARY REVOCATION 2/28/2022 12:00:00 AM	DISCONTINUED REVOCATION 3/23/2022 12:00:00 AM
MC1209392		COMMON	GRANTED 4/7/2021 12:00:00 AM	

**Severe Violations (i.e. those with >= 8 points) - Chart ToC**

No Data

**Severe Violations (i.e. those with >= 8 points) - Table**

No Data



Violation Report <a href="#">ToC</a>						
Inspection Date	Inspection State	BASIC	Violation Description	OOS	VIN	Severity Points
09/19/2024	KY	Unsafe Driving	392.2 - Operating a commercial motor vehicle not in accordance with the laws, ordinances, and regulations of the jurisdiction in which it is being operated - Unsafe Driving	No	3AKJHHDRXNSMZ2057	0
04/16/2024	UT	Unsafe Driving	392.2C - Failure to obey traffic control device	No	3AKJHHDRXNSMZ2057	5
11/30/2023	CA	-	392.2DIM - Dimension Violation (Width / Height / Length)	No	1JJV532B9NL284720	0
11/30/2023	CA	Hours-Of-Service	395.8 - Driver record of duty status (general/form and manner)	No	3AKJHHDRXNSMZ2057	1
11/30/2023	CA	Vehicle Maintenance	393.60EWS - Windshield - Obstructed	No	3AKJHHDRXNSMZ2057	1
10/19/2023	WA	Unsafe Driving	392.60AD - DRIVER - UNAUTHORIZED PASSENGER(S) ON-BOARD A CMV.	No	3AKJHHDRXNSMZ2057	1
10/19/2023	WA	Hours-Of-Service	395.8EHOSPD - HOS (PROPERTY) - NO DRIVER MAY MAKE A FALSE REPORT IN CONNECTION WITH A DUTY STATUS. EXPLAIN:	No	3AKJHHDRXNSMZ2057	7
07/21/2023	NM	Hours-Of-Service	395.3A3PROP - Driving beyond 11 hour driving limit in a 14 hour period. (Property carrying vehicle) - Nominal Violation	No	3AKJHHDRXNSMZ2057	1
07/21/2023	NM	Hours-Of-Service	395.3A2PROP - Driving beyond 14 hour duty period (Property carrying vehicle) - Nominal Violation	No	3AKJHHDRXNSMZ2057	1
04/14/2023	CA	Vehicle Maintenance	393.48A - Inoperative/defective brakes	No	1JJV532B9NL284720	4
04/14/2023	CA	-	392.2DIM - Dimension Violation (Width / Height / Length)	No	5KJJBHD55GLHC1606	0
02/18/2023	MS	Hours-Of-Service	395.8E - False report of drivers record of duty status	Yes	3AKJHHDRXNSMZ2057	7
10/06/2022	KS	Hours-Of-Service	395.34A1 - Failing to note malfunction that requires use of paper log	No	3AKJHHDRXNSMZ2057	5
10/05/2022	CA	Unsafe Driving	392.2 - Operating a commercial motor vehicle not in accordance with the laws, ordinances, and regulations of the jurisdiction in which it is being operated - Unsafe Driving	No	3AKJHHDRXNSMZ2057	0
No filters were applied when generating this report, see the live report for more options.						

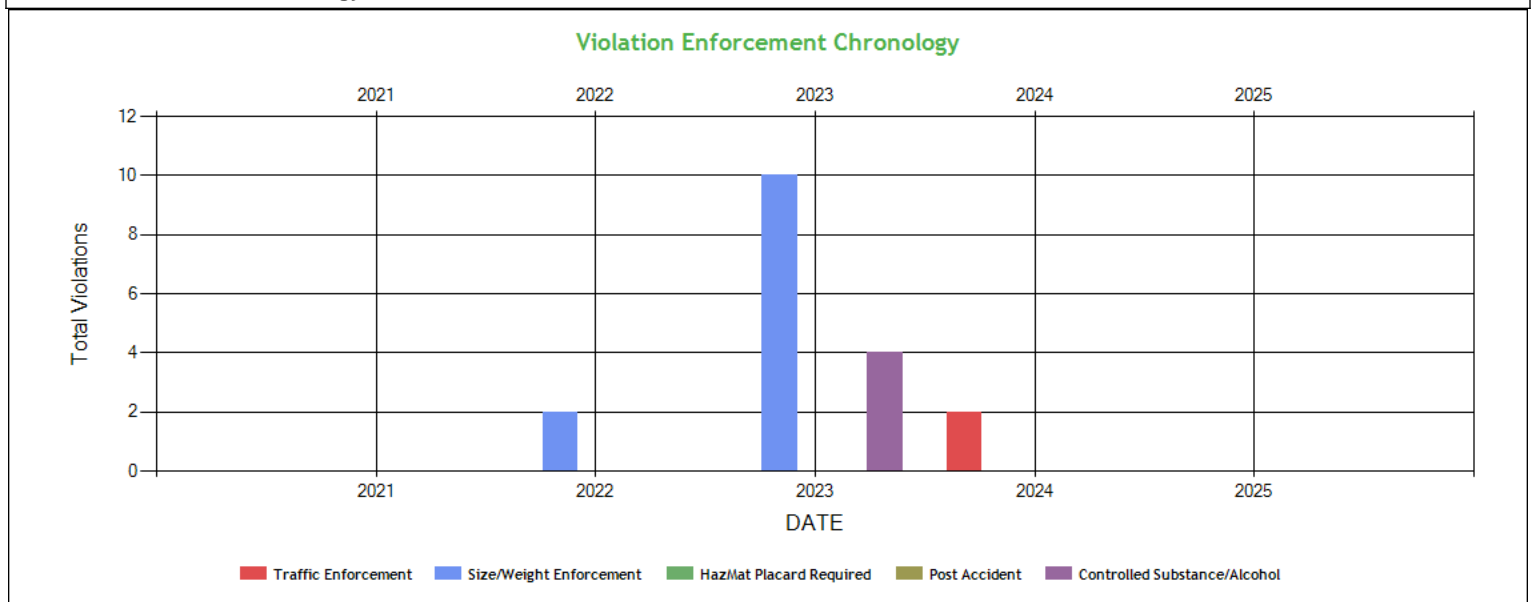


**Violation Summary** [ToC](#)

BASIC	Violation Group	Code	Description	# of Violations	# of OOS Violations	Severity Points
Hours-Of-Service (HOS) Compliance	False Log	395.8EHOSPD	HOS (PROPERTY) - NO DRIVER MAY MAKE A FALSE REPORT IN CONNECTION WITH A DUTY STATUS. EXPLAIN:	1	0	7
Unsafe Driving	Dangerous Driving	392.2C	Failure to obey traffic control device	1	0	5
Vehicle Maintenance	Brakes, All Others	393.48A	Inoperative/defective brakes	1	0	4
Unsafe Driving	Other Driver Violations	392.60AD	DRIVER - UNAUTHORIZED PASSENGER(S) ON-BOARD A CMV.	1	0	1
Vehicle Maintenance	Windshield/ Glass/ Markings	393.60EWS	Windshield - Obstructed	1	0	1
Hours-Of-Service (HOS) Compliance	Other Log/Form & Manner	395.8	Driver record of duty status (general/form and manner)	1	0	1
Hours-Of-Service (HOS) Compliance	Hours, Nominal	395.3A3PROPN	Driving beyond 11 hour driving limit in a 14 hour period. (Property carrying vehicle) - Nominal Violation	1	0	1
Hours-Of-Service (HOS) Compliance	Hours, Nominal	395.3A2PROPN	Driving beyond 14 hour duty period (Property carrying vehicle) - Nominal Violation	1	0	1
	Not used in SMS Calculation	392.2DIM	Dimension Violation (Width / Height / Length)	2	0	0
Unsafe Driving	Not used in SMS Calculation	392.2	Operating a commercial motor vehicle not in accordance with the laws, ordinances, and regulations of the jurisdiction in which it is being operated - Unsafe Driving	1	0	0

No filters were applied when generating this report, see the live report for more options.

**Violation Enforcement Chronology - Chart** [ToC](#)

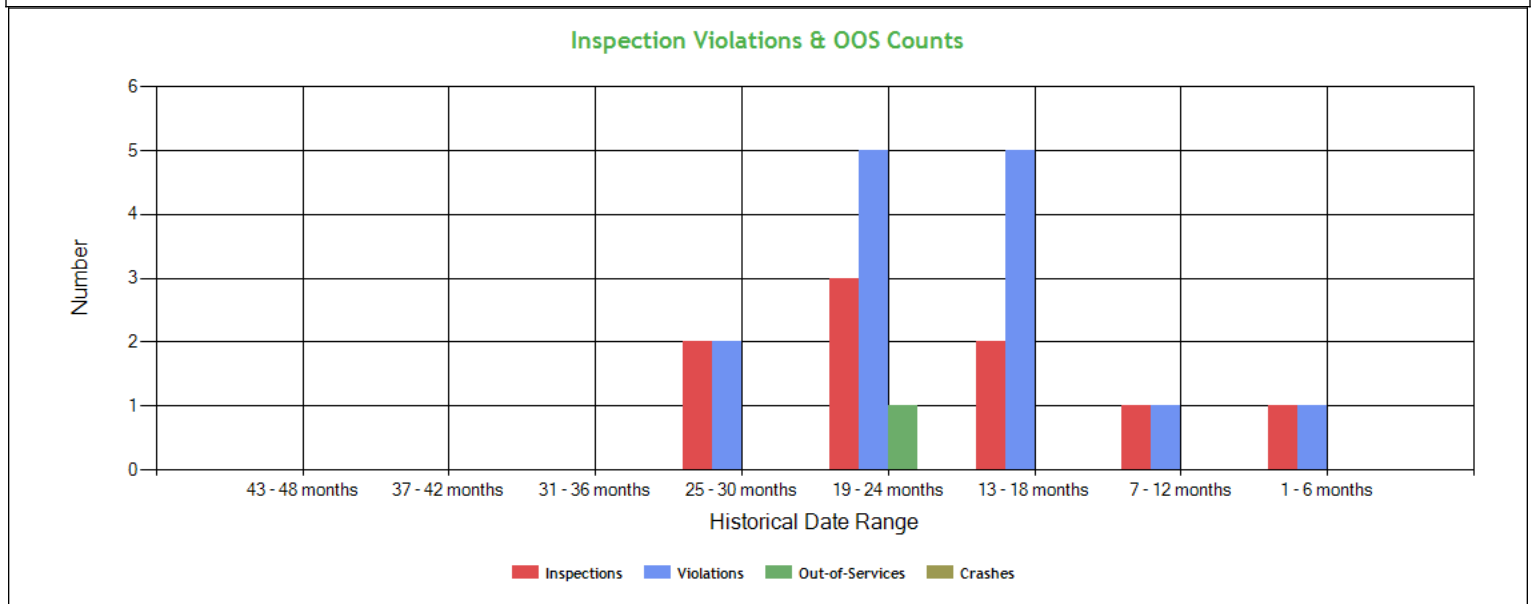




**Violation Enforcement Chronology - Table ToC**

	2021	2022	2023	2024	2025
Traffic Enforcement	0	0	0	2	0
Size/Weight Enforcement	0	2	10	0	0
HazMat Placard Required	0	0	0	0	0
Post Accident	0	0	0	0	0
Controlled Substance/Alcohol	0	0	4	0	0

**Inspection Violations & OOS Counts - Chart ToC**



**Inspection Violations & OOS Counts - Table ToC**

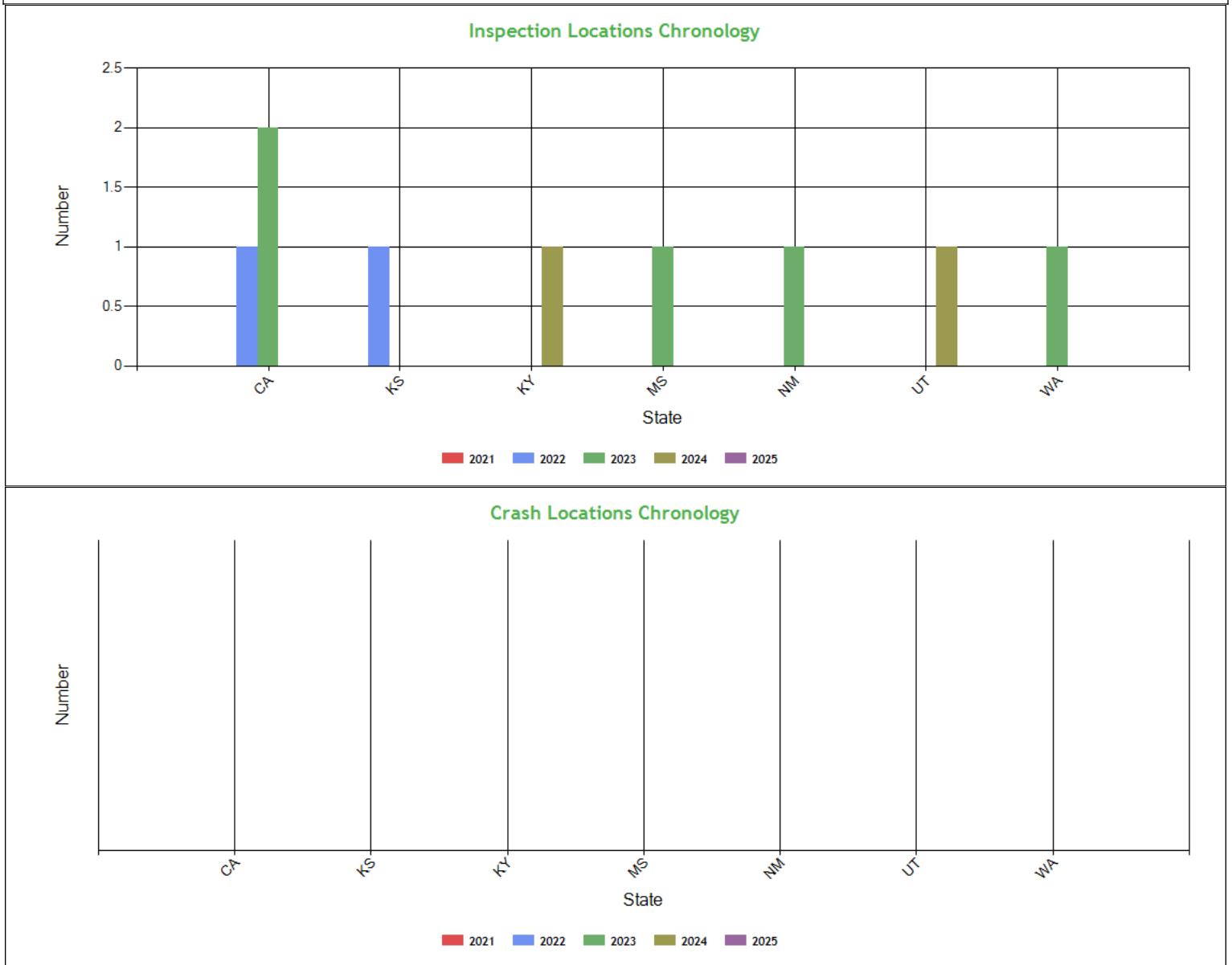
Date Range	Inspections	Violations	Out-of-Services	Crashes
<b>TOTAL</b>	9	14	1	0
1 - 6 months	1	1	0	0
7 - 12 months	1	1	0	0
13 - 18 months	2	5	0	0
19 - 24 months	3	5	1	0
25 - 30 months	2	2	0	0
31 - 36 months	0	0	0	0
37 - 42 months	0	0	0	0
43 - 48 months	0	0	0	0

**Radius of Operation (based on Inspections and Crashes during the past 3 years) ToC**

	Total	Drive between 0 and 50 miles radius	Drive between 51 and 200 miles radius	Drive between 201 and 300 miles radius	Drive between 301 and 400 miles radius	Drive between 401 and 500 miles radius	Drive between 501 and 600 miles radius	Drive beyond 600 miles radius
Power Units (i.e. unique VINs)	2	0	0	1	0	0	0	1
Percent	100%	0%	0%	50%	0%	0%	0%	50%



**Inspection & Crash Locations - Chart ToC**



**Inspection & Crash Locations - Table ToC**

State	Inspections					Violations					Out-of-Services					Crashes				
	2021	2022	2023	2024	2025	2021	2022	2023	2024	2025	2021	2022	2023	2024	2025	2021	2022	2023	2024	2025
TOTAL	0	2	5	2	0	0	2	10	2	0	0	0	1	0	0	0	0	0	0	0
CA	0	1	2	0	0	0	1	5	0	0	0	0	0	0	0	0	0	0	0	0
KS	0	1	0	0	0	0	1	0	0	0	0	0	0	0	0	0	0	0	0	0
KY	0	0	0	1	0	0	0	0	1	0	0	0	0	0	0	0	0	0	0	0
MS	0	0	1	0	0	0	0	1	0	0	0	0	1	0	0	0	0	0	0	0
NM	0	0	1	0	0	0	0	2	0	0	0	0	0	0	0	0	0	0	0	0
UT	0	0	0	1	0	0	0	0	1	0	0	0	0	0	0	0	0	0	0	0
WA	0	0	1	0	0	0	0	2	0	0	0	0	0	0	0	0	0	0	0	0



### Hot Spot Summary ToC

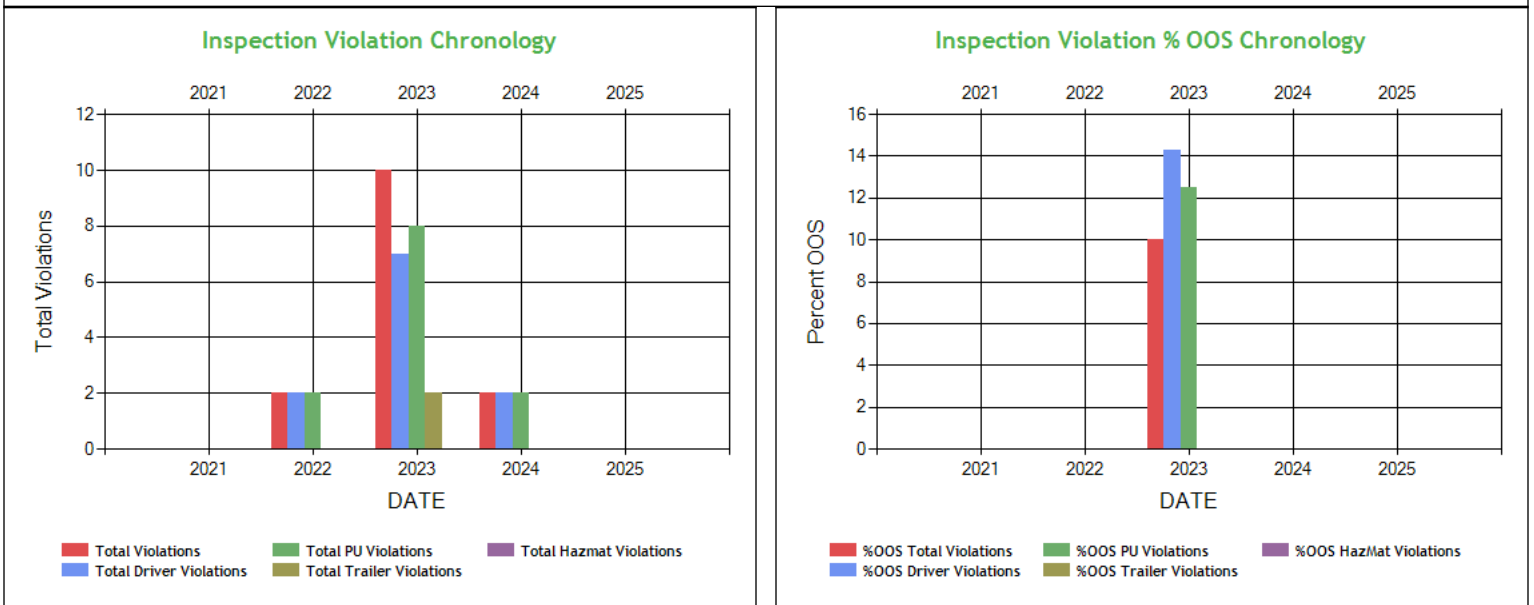
Year	Month	Level 5	Level 5 %	Level 4	Level 4 %	Level 3	Level 3 %	Level 2	Level 2 %	Level 1	Level 1 %	Level 0	Level 0 %	Levels 1 - 5	Levels 1 - 5 %
2024	September (Partial)	0	0.00%	1	50.00%	0	0.00%	0	0.00%	0	0.00%	0	0.00%	1	50.00%
2024	April	0	0.00%	0	0.00%	0	0.00%	0	0.00%	0	0.00%	1	50.00%	0	0.00%
<b>Totals</b>		0	0.00%	1	50.00%	0	0.00%	0	0.00%	0	0.00%	1	50.00%	1	50.00%

### Hot Spot Analysis

State	County	Level	Count	Percentage
KY	Laurel	4	1	50.00%

Report generated using the last 12 full months of inspection data

### Inspection Violation % OOS Chronology - Chart ToC

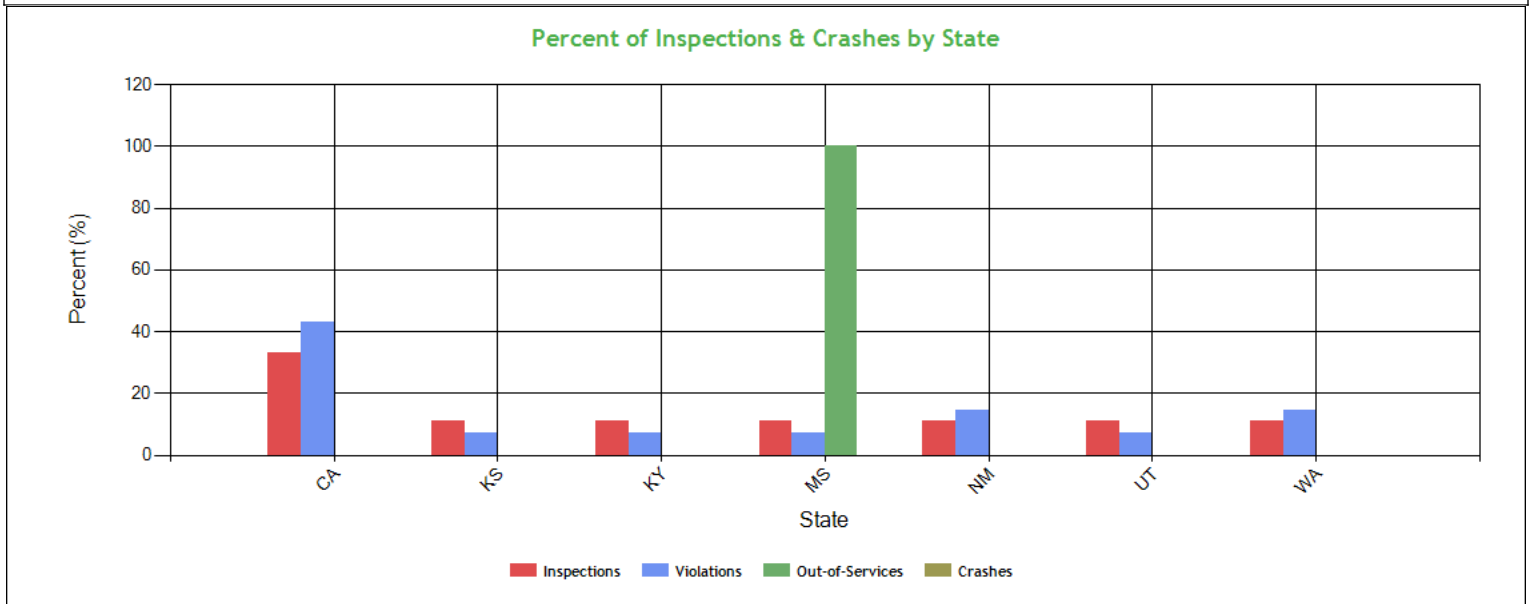


### Inspection Violation % OOS Chronology - Table ToC

	2021	2022	2023	2024	2025
Total Violations	0	2	10	2	0
Total Out Of Services	0	0	1	0	0
%OOS Total Violations	0	0	10.0	0	0
Total Driver Violations	0	2	7	2	0
Total Driver Out Of Services	0	0	1	0	0
%OOS Driver Violations	0	0	14.29	0	0
Total PU Violations	0	2	8	2	0
Total PU Out Of Services	0	0	1	0	0
%OOS PU Violations	0	0	12.50	0	0
Total Trailer Violations	0	0	2	0	0
Total Trailer Out Of Services	0	0	0	0	0
%OOS Trailer Violations	0	0	0	0	0
Total Hazmat Violations	0	0	0	0	0
Total Hazmat Out Of Services	0	0	0	0	0
%OOS HazMat Violations	0	0	0	0	0



**Percent of Insp & Crash by State - Chart ToC**



**Percent of Insp & Crash by State - Table (based on Inspection data from the last 4 years) ToC**

State	Inspections		Violations		Out-of-Services		Crashes	
	Total	Percent	Total	Percent	Total	Percent	Total	Percent
	9	100	14	100	1	100	0	100
CA	3	33.3	6	42.9	0	0	0	0
KS	1	11.1	1	7.1	0	0	0	0
KY	1	11.1	1	7.1	0	0	0	0
MS	1	11.1	1	7.1	1	100	0	0
NM	1	11.1	2	14.3	0	0	0	0
UT	1	11.1	1	7.1	0	0	0	0
WA	1	11.1	2	14.3	0	0	0	0

**VIN Insp Summary by State (based on inspection from the last 2 years) ToC**

VIN	Insp	Viol Pts	Counts in each State													
			CA		KS		KY		MS		NM		UT		WA	
			Insp	Viol Pts	Insp	Viol Pts	Insp	Viol Pts	Insp	Viol Pts	Insp	Viol Pts	Insp	Viol Pts	Insp	Viol Pts
TOTALS	24/87*	9/33**	3	6	1	5	1	0	1	7	1	2	1	5	1	8
3AKJHHDRXNSMZ2057	8	29	2	2	1	5	1	0	1	7	1	2	1	5	1	8
1JJV532B9NL284720	2	4	2	4	0	0	0	0	0	0	0	0	0	0	0	0
5KJJBHD55GLHC1606	1	0	1	0	0	0	0	0	0	0	0	0	0	0	0	0

\*<Total number of inspections for these 3 VIN(s)>/n<Total number of inspections for these 7 state(s)>

\*\*<Total severity sum for these 3 VIN(s)>/n<Total severity sum for these 7 state(s)>

**Violations By Unit Type ToC**

**# of Violations: 11 Total Severity: 21 based on inspections in the last 2 years**

Violation Unit: Driver	# of Violations: 8	Total Severity: 16	% of Total: 76.19%
Viol. Group: False Log	# of Violations: 1	Total Severity: 7	% of Total: 33.33%
Violation	Number of Occurrences	Viol. Severity	Total Severity





395.8EHOSPD:HOS (PROPERTY) - NO DRIVER MAY MAKE A FALSE REPORT	1	7	7
Viol. Group: Dangerous Driving	# of Violations: 1	Total Severity: 5	% of Total: 23.81%
392.2C:Failure to obey traffic control device	1	5	5
Viol. Group: Hours Nominal	# of Violations: 2	Total Severity: 2	% of Total: 9.52%
395.3A2PROP:Driving beyond 14 hour duty period (Property carry	1	1	1
395.3A3PROP:Driving beyond 11 hour driving limit in a 14 hour	1	1	1
Viol. Group: Other Driver Violations	# of Violations: 1	Total Severity: 1	% of Total: 4.76%
392.60AD:DRIVER - UNAUTHORIZED PASSENGER(S) ON-BOARD A CMV.	1	1	1
Viol. Group: Other Log/Form & Manner	# of Violations: 1	Total Severity: 1	% of Total: 4.76%
395.8:Driver record of duty status (general/form and ma	1	1	1
Viol. Group: Not used in SMS Calculation	# of Violations: 2	Total Severity: 0	% of Total: 0%
392.2:Operating a commercial motor vehicle not in accord	1	0	0
392.2DIM:Dimension Violation (Width / Height / Length)	1	0	0
Violation Unit: Power Unit	# of Violations: 1	Total Severity: 1	% of Total: 4.76%
Viol. Group: Windshield/ Glass/ Markings	# of Violations: 1	Total Severity: 1	% of Total: 4.76%
Violation	Number of Occurrences	Viol. Severity	Total Severity
393.60EWS:Windshield - Obstructed	1	1	1
Violation Unit: Trailer	# of Violations: 2	Total Severity: 4	% of Total: 19.05%
Viol. Group: Brakes All Others	# of Violations: 1	Total Severity: 4	% of Total: 19.05%
Violation	Number of Occurrences	Viol. Severity	Total Severity
393.48A:Inoperative/defective brakes	1	4	4
Viol. Group: Not used in SMS Calculation	# of Violations: 1	Total Severity: 0	% of Total: 0%
392.2DIM:Dimension Violation (Width / Height / Length)	1	0	0

### Equipment Ownership [ToC](#)Equipment Ownership (based on MCS-150 dated 9/19/2024)

	Trucks	Tractors	Trailers	Motor Coaches	Vans
Owned	0	1	1	0	0
Term Leased	0	0	0	0	0
Trip Leased	0	0	0	0	0
Total No.	0	1	1	0	0

### Equipment Details Power Units [ToC](#)

VIN	Latest Insp Date	Year	Make	Model	Body Class	Body Type	Axles	Len	Fuel Type
3AKJHHDRXNS MZ2057	09/19/2024	2022	FREIGHTLINER	Cascadia	Truck-Tractor	-	-	-	-
5KJJBD55GLH C1606	04/14/2023	2016	WESTERN STAR	5700	Truck-Tractor	-	-	-	Diesel

### Equipment Details Trailers

VIN	Latest Insp Date	Year	Make	Model	Body Class	Body Type	Axles	Len	Fuel Type
1JJV532B9NL28 4720	09/19/2024	2022	WABASH NATIONAL	Refrigerated Van	Trailer	Van Trailer	2	53	Not Applicable

### Vehicle Age [ToC](#)

Year	# Power Units	PU Percentage	# Trailers	Trailres Percentage
2022	1	50.00%	1	100.00%
2016	1	50.00%	0	0.00%

Based on 24 months of inspection data, see the live report for more options

### States of Power Unit Registrations [ToC](#)

State	CA	KS	KY	MS	NM	UT	WA
Number of Power Units	2	1	1	1	1	1	1



**Equipment Acquisitions - Table** [ToC](#)

	Power Units inspected for 1st time in past 12 months	Power Units inspected for 1st time in past 24 months	Power Units inspected during entire date range		Trailers inspected for 1st time in past 12 months	Trailers inspected for 1st time in past 24 months	Trailers inspected during entire date range
Unique VINs	1	2	2		1	1	1
Unique License Plates	1	2	2		1	1	1
License Plate States	1	2	2		1	1	1

**Driver Details** [ToC](#)**Driver Details** (based on MCS-150 dated 9/19/2024)

	Within 100 mi	Beyond 100 mi	TOTAL
# Drivers Interstate	0	1	1
# Drivers Intrastate	0	0	0
TOTAL	0	1	/
Avg. # Trip Lease Drivers/Mo: 0   # Drivers Grand Total: 1   # Drivers Commercially Licensed: 1			

**Shared VIN Summary** [ToC](#)

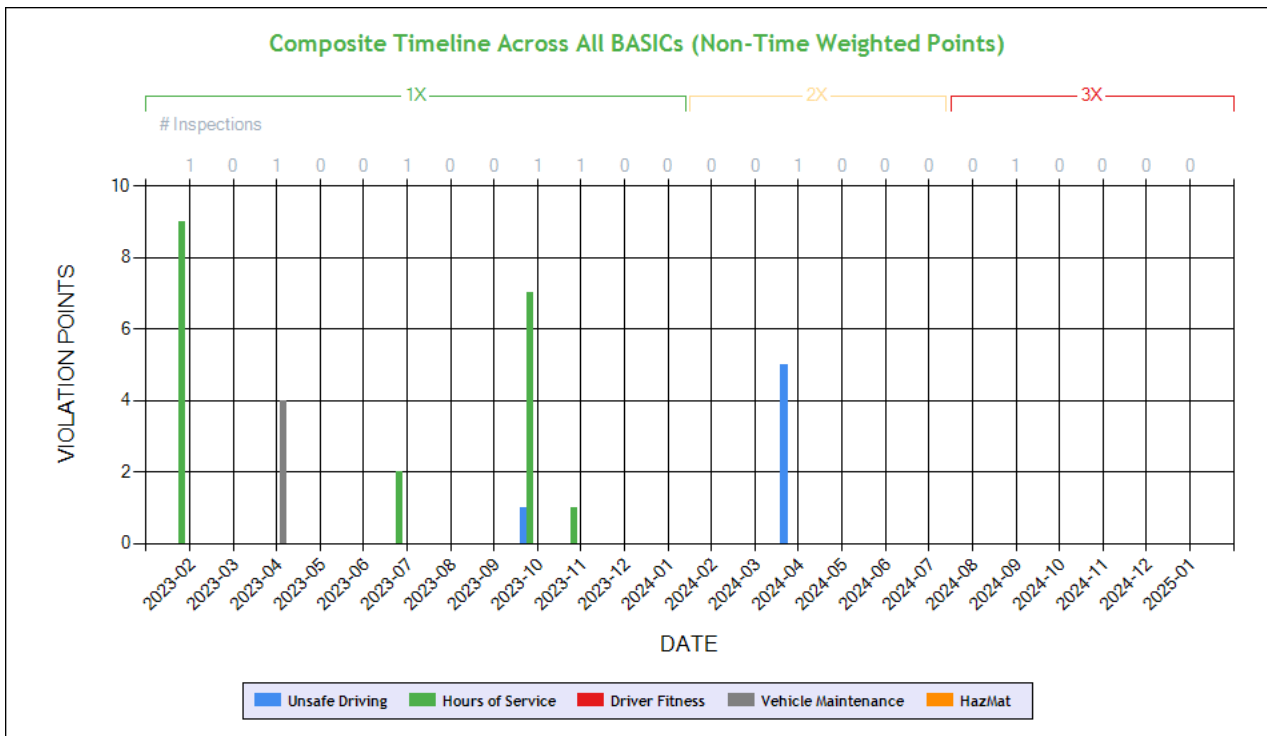
**No Data**

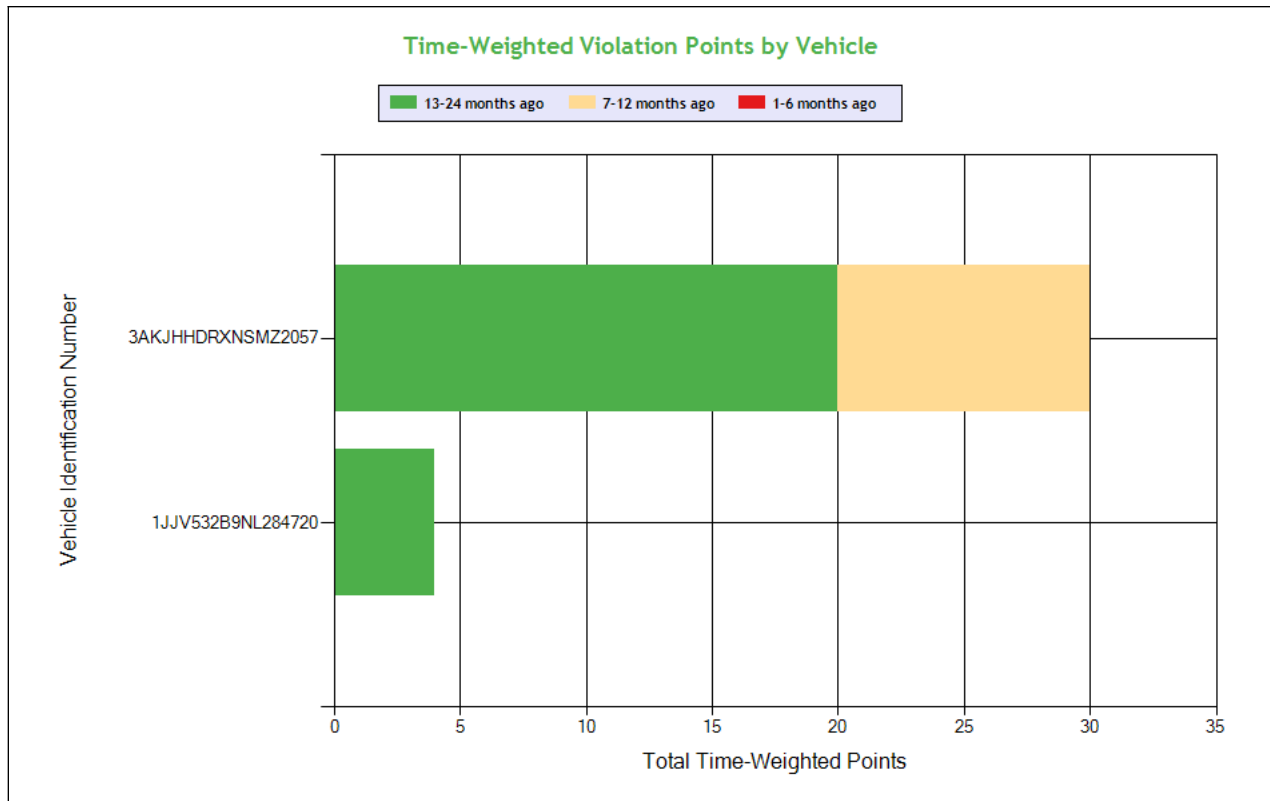
**SHIPPERS DETAIL** [ToC](#) based on Inspection results for the last 4 years

Shipper Name	Number of Inspections	Shipper Name	Number of Inspections
No Shipper listed	2	AMERLIAB TECHNOLOGIES	1
CBS FARMS,LLC.	1	JBS FREEZER WORTHINGTON	1
PILGRIMS	1	TAYLOR FARMS	1
TAYLOR FARMS RETAIL INC	1	VENTURA FOODS	1



## Carrier Underwriting Report Safety Summary ToC





See the Excel file for the complete analysis

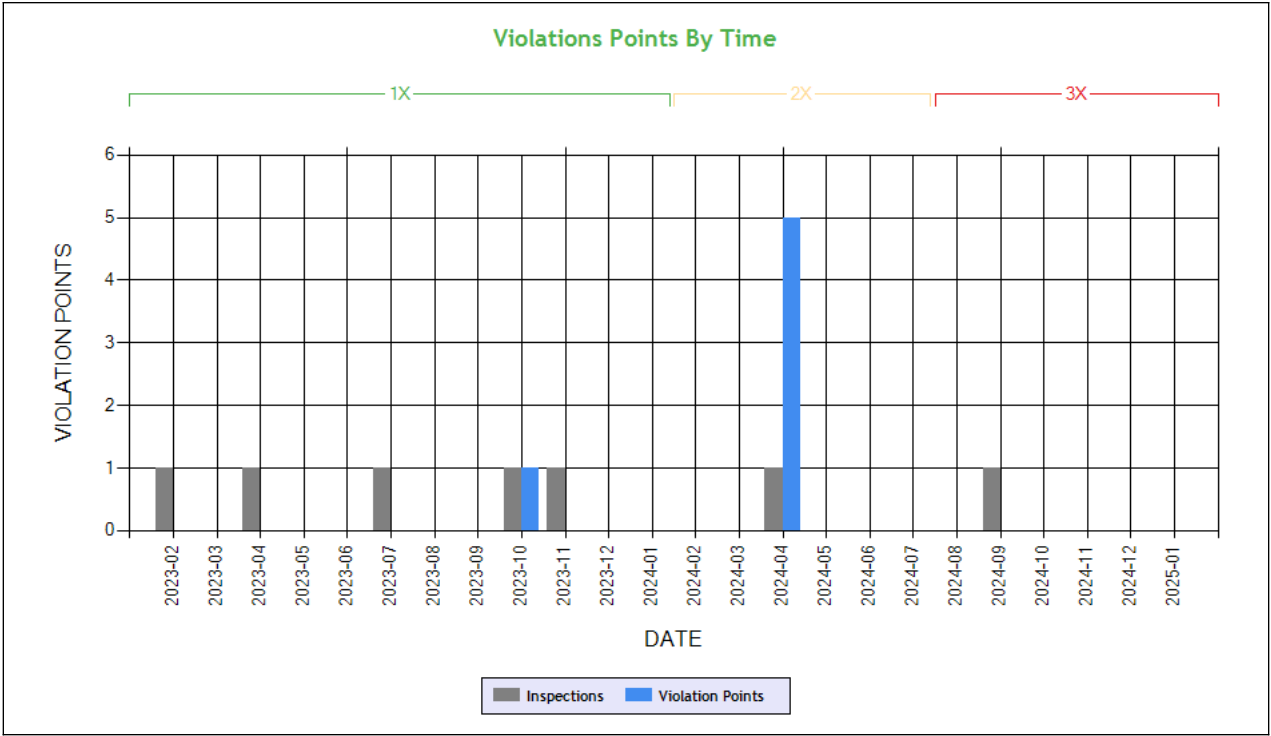
# Violations is in (1-6/7-12/13-24mo)

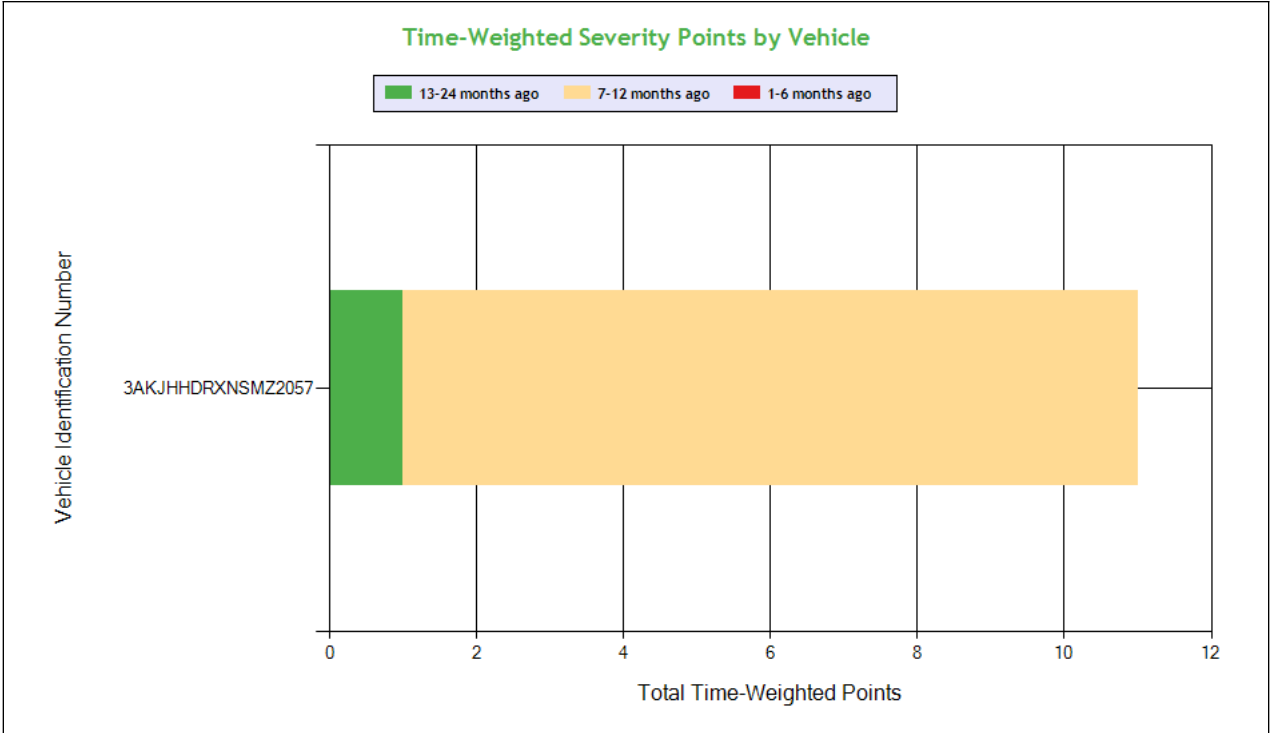
Shaded = Out Of Service Violation										
Violation Group			Dangerous Driving	False Log	False Log	Brakes, All Others	Hours, Nominal	Hours, Nominal	Other Log/Form & Manner	Other Driver Violations
Violation Description	Total Time-weighted Points by VIN	% of Total Time-weighted Points by VIN	Failure to obey traffic control device	False report of drivers record of duty status	HOS (PROPERTY) - NO DRIVER MAY MAKE A FALSE REPORT IN CONNECTION WITH A DUTY STATUS. EXPLAIN:	Inoperative/defective brakes	Driving beyond 14 hour duty period (Property carrying vehicle) - Nominal Violation	Driving beyond 11 hour driving limit in a 14 hour period. (Property carrying vehicle) - Nominal Violation	Driver record of duty status (general/form and manner)	DRIVER - UNAUTHORIZED PASSENGER(S) ON-BOARD A CMV.
Driver Resp			Yes	Yes	Yes	No	Yes	Yes	Yes	Yes
Total Time-weighted Points			10	9	7	4	1	1	1	1
% Total Time-Wt Pts			29.41	26.47	20.59	11.76	2.94	2.94	2.94	2.94
3AKJHHDRXNSMZ2057	30	88.24	10 (0/1/0)	9 (0/0/1)	7 (0/0/1)		1 (0/0/1)	1 (0/0/1)	1 (0/0/1)	1 (0/0/1)
1JJV532B9NL284720	4	11.76				4 (0/0/1)				



**SAFETY ANALYSIS    ToC**

**Unsafe Driving**

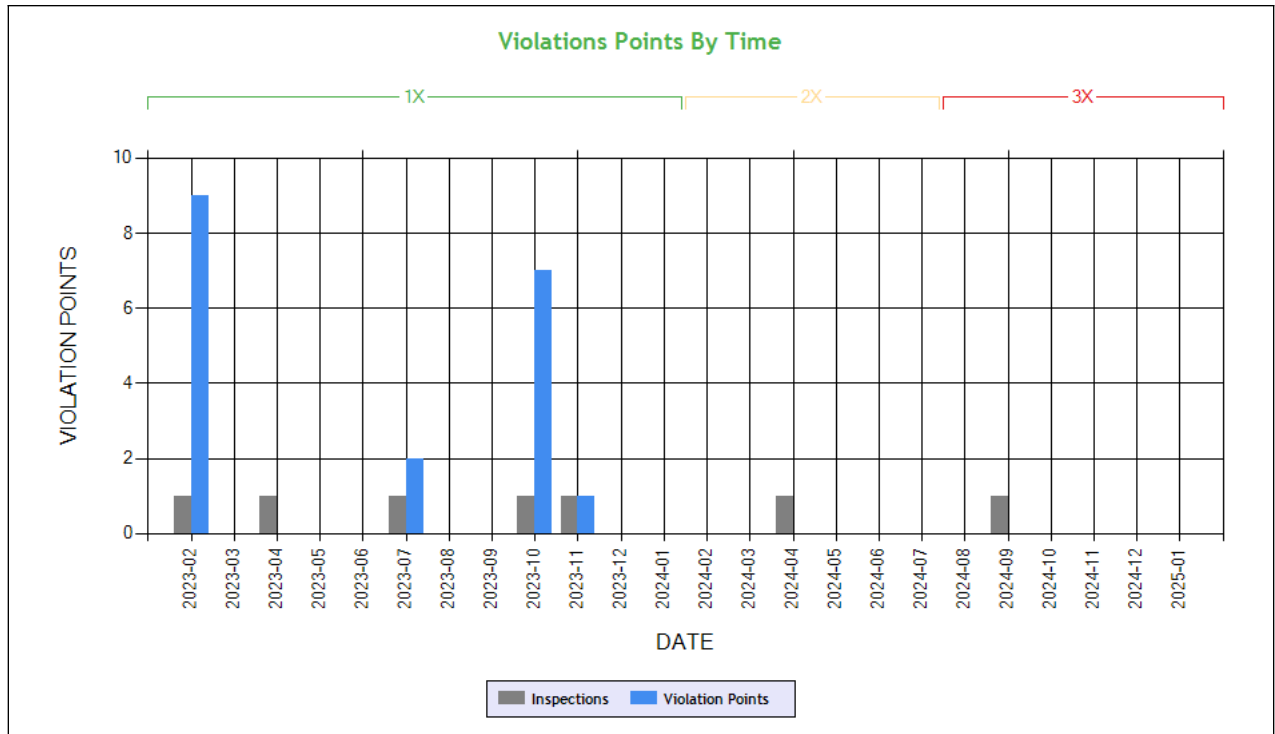




See the Excel file for the complete analysis # Violations is in (1-6/7-12/13-24mo)

Shaded = Out Of Service Violation				
Violation Group			Dangerous Driving	Other Driver Violations
Violation Description	Total Time-weighted Points by VIN	% of Total Time-weighted Points by VIN	Failure to obey traffic control device	DRIVER - UNAUTHORIZED PASSENGER(S) ON-BOARD A CMV.
Driver Resp			Yes	Yes
Total Time-weighted Points			10	1
% Total Time-Wt Pts			90.91	9.09
3AKJHHDRXNSMZ2057	11	100	10 (0/1/0)	1 (0/0/1)

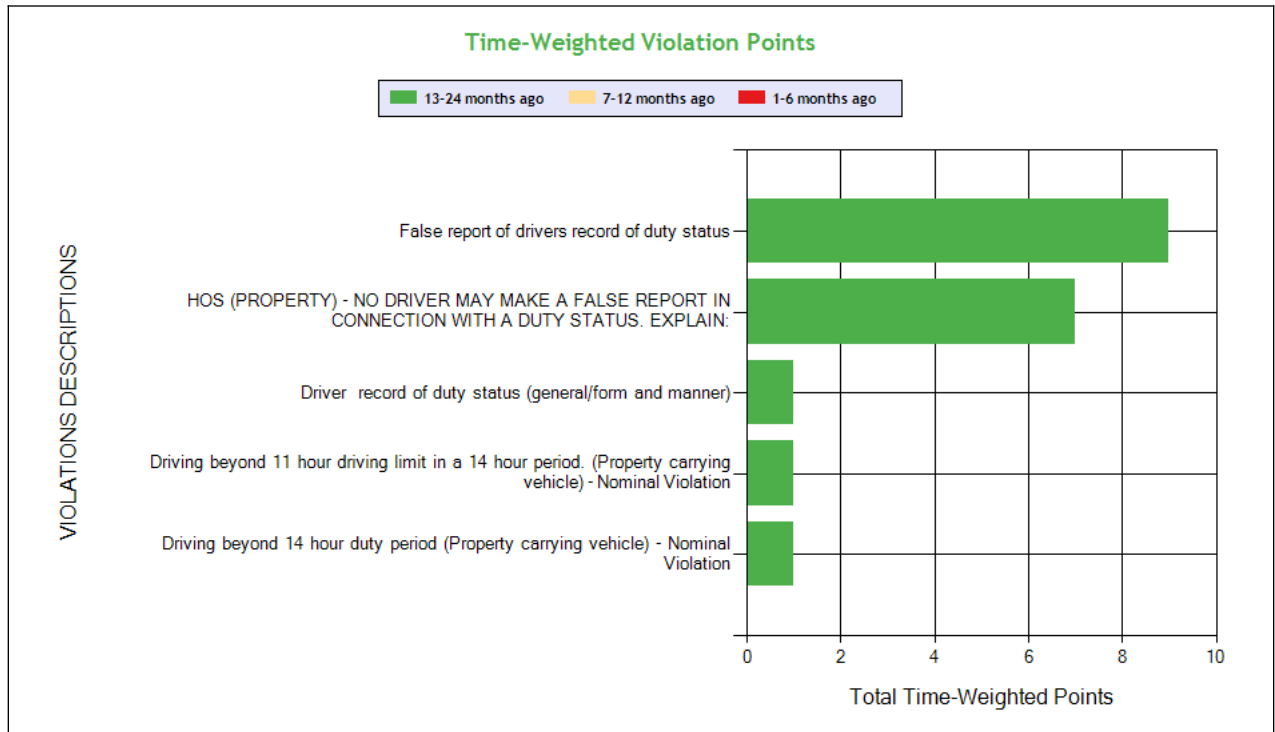
HOS Compliance



**Carrier Software**  
 1-800-646-5152  
 info@CarrierSoftware.com

**CONFIDENTIAL - Intended for use by Amerigo Insurance Agency - Date: 3/1/2025**

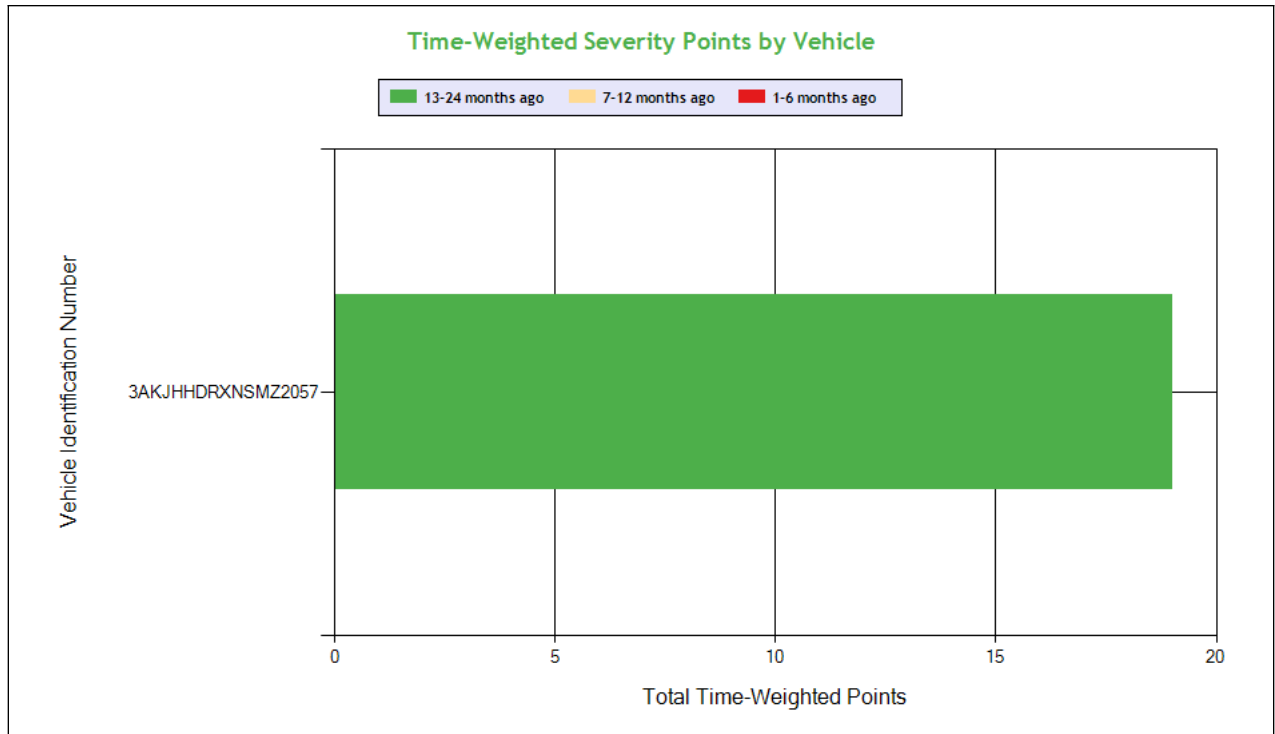
**CHEEMA CALI TRANSPORT INC - DOT# 3580678 / MC1209392**



See the Excel file for the complete analysis

# Violations is in (1-6/7-12/13-24mo)

Shaded = Out Of Service Violation

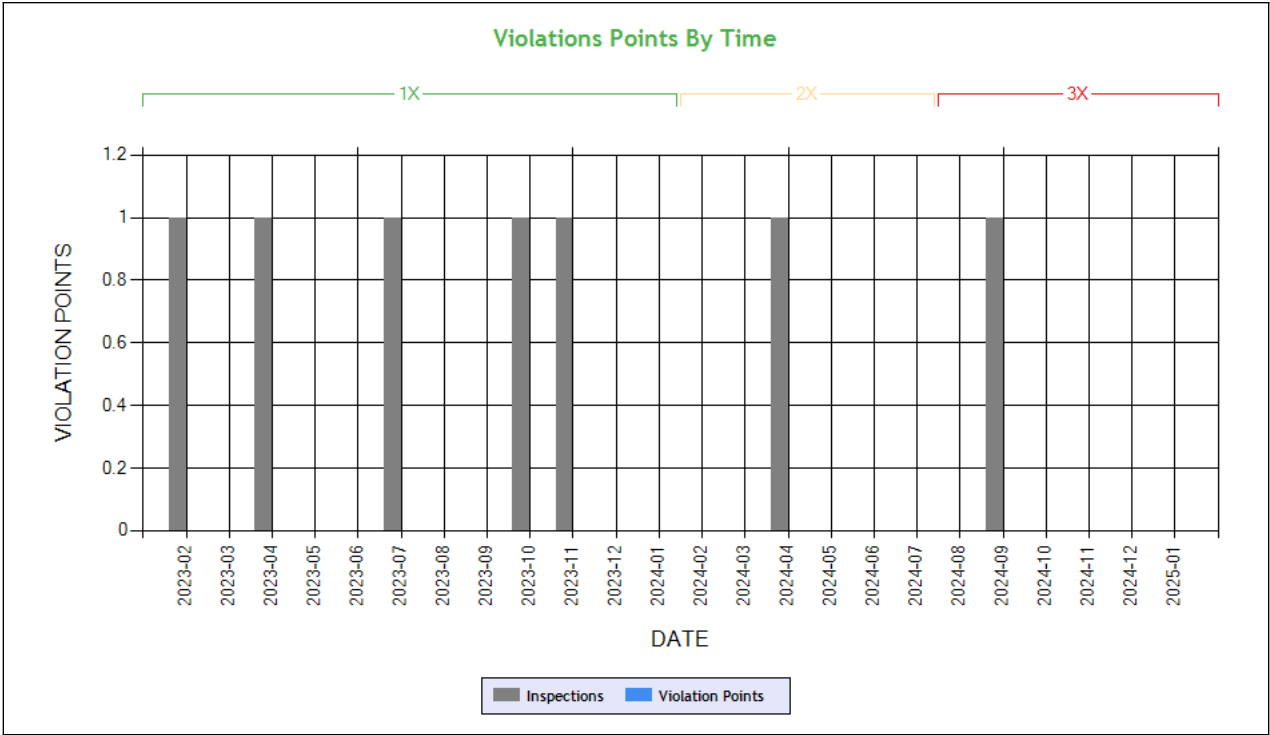


Violation Group			False Log	False Log	Hours, Nominal	Hours, Nominal	Other Log/Form & Manner
Violation Description	Total Time-weighted Points by VIN	% of Total Time-weighted Points by VIN	False report of drivers record of duty status	HOS (PROPERTY) - NO DRIVER MAY MAKE A FALSE REPORT IN CONNECTION WITH A DUTY STATUS. EXPLAIN:	Driving beyond 14 hour duty period (Property carrying vehicle) - Nominal Violation	Driving beyond 11 hour driving limit in a 14 hour period. (Property carrying vehicle) - Nominal Violation	Driver record of duty status (general/form and manner)
Driver Resp			Yes	Yes	Yes	Yes	Yes
Total Time-weighted Points			9	7	1	1	1
% Total Time-Wt Pts			47.37	36.84	5.26	5.26	5.26
3AKJHHDRXNSMZ2057	19	100	9 (0/0/1)	7 (0/0/1)	1 (0/0/1)	1 (0/0/1)	1 (0/0/1)





Driver Fitness



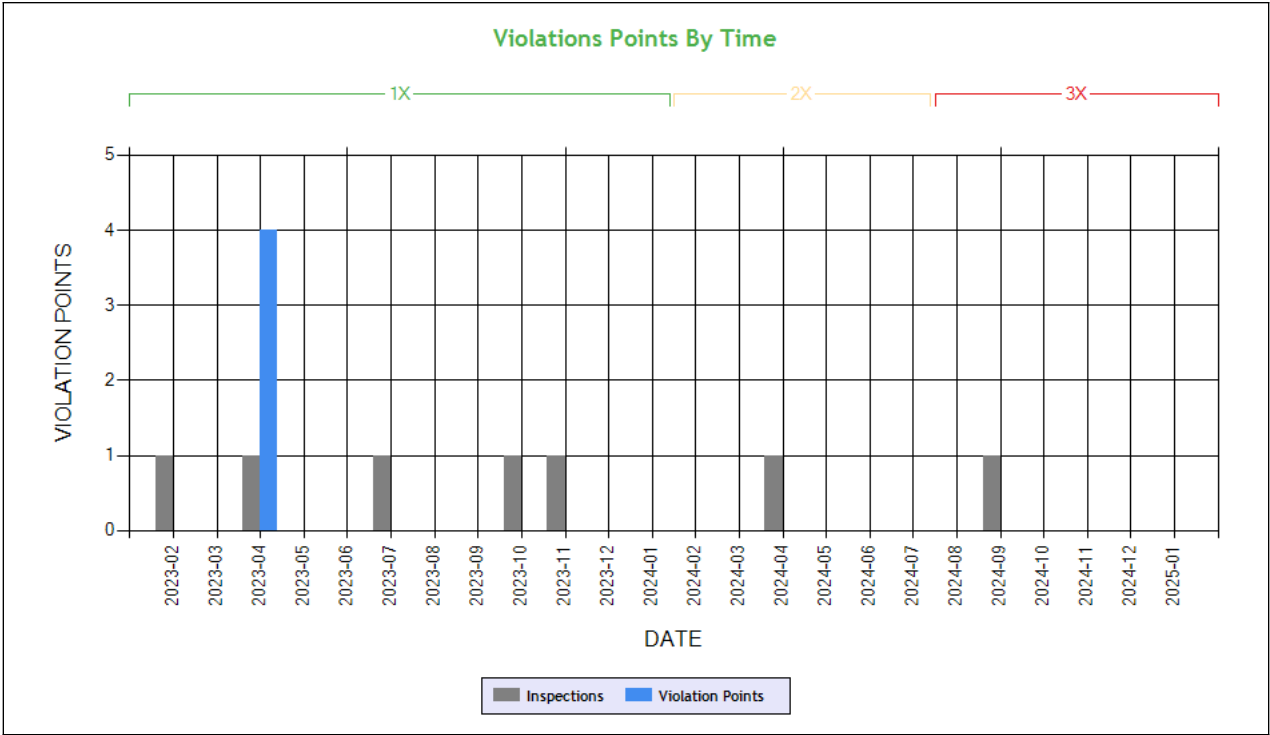
Time-Weighted Violation Points - no data available to draw a chart  
Time-Weighted Severity Points by Vehicle - no data available to draw a chart

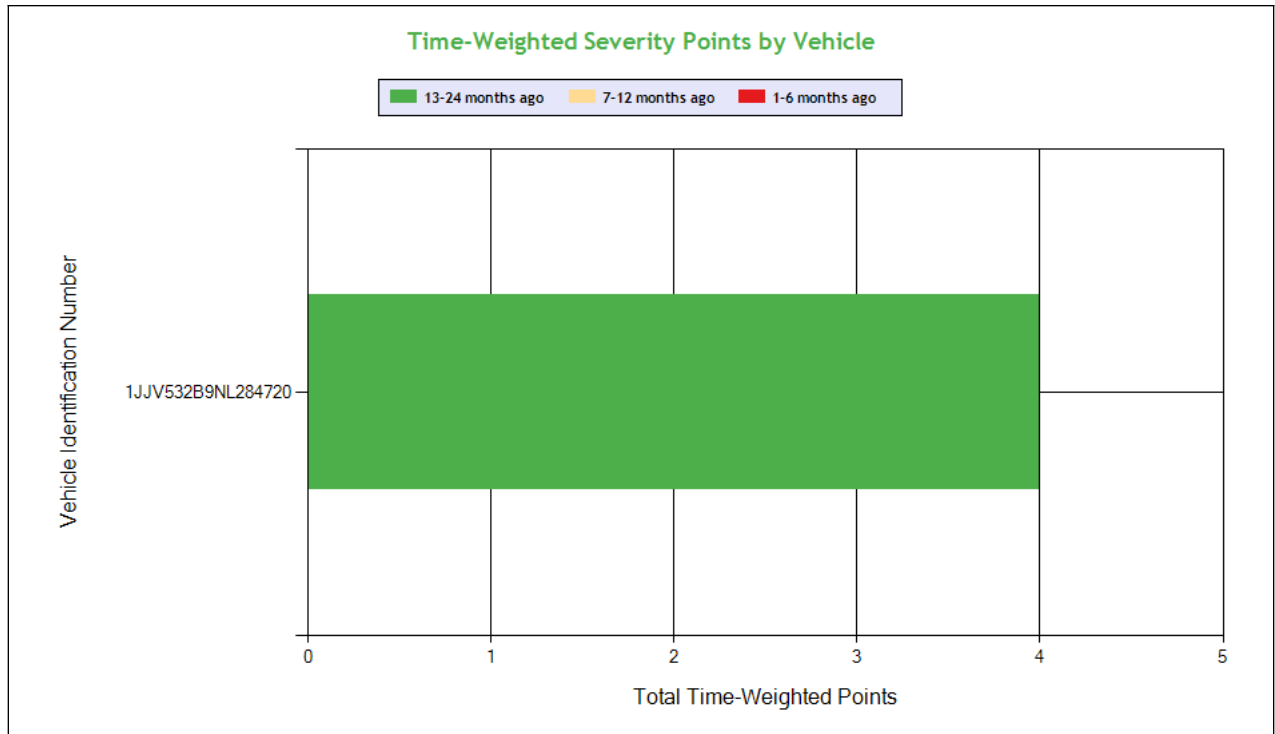
See the Excel file for the complete analysis # Violations is in (1-6/7-12/13-24mo)

Shaded = Out Of Service Violation		
Violation Group		
Violation Description	Total Time-weighted Points by VIN	% of Total Time-weighted Points by VIN
Driver Resp		
Total Time-weighted Points		
% Total Time-Wt Pts		



Vehicle Maintenance





**Carrier Software**  
 1-800-646-5152  
 info@CarrierSoftware.com

**CONFIDENTIAL - Intended for use by Amerigo Insurance Agency - Date: 3/1/2025**

**CHEEMA CALI TRANSPORT INC - DOT# 3580678 / MC1209392**

See the Excel file for the complete analysis

# Violations is in (1-6/7-12/13-24mo)

Shaded = Out Of Service Violation			
Violation Group			Brakes, All Others
Violation Description	Total Time-weighted Points by VIN	% of Total Time-weighted Points by VIN	Inoperative/defective brakes
Driver Resp			No
Total Time-weighted Points			4
% Total Time-Wt Pts			100
1JJV532B9NL284720	4	100	4 (0/0/1)

#### COLOR CODED CRASH TABLE ToC

No crashes have been reported by the DOT on this Motor Carrier

#### INSPECTIONS WITH SHARED EQUIPMENT:

No Data



**LEGEND**

**Vehicle Information**

**Inspection for DOT # being analyzed**

**Inspection for Different DOT #**

**Crash Information for specific VIN**

**INSPECTION DETAILS for ALL Inspections**

PDF shows the first 100 Power Unit & Trailer VINs with most recent inspections using data from the last 4 years

**POWER UNIT Inspections Section**

VIN: 3AKJHHDRXNSMZ2057				Unit: Truck Tractor	Year: 2022	Make: FREIGHTLINER		
DOT No: 3580678		Docket No: MC1209392		Name: CHEEMA CALI TRANSPORT INC			Interstate: Yes	
Date	Unit License	Unit Lic State	Violation Unit	Violation Description	Severity	OOS	Citation	
09/19/2024	YP11098	CA	D	392.2 - Operating a commercial motor vehicle not in accordance with the laws, ordinances, and regulations of the jurisdiction in which it is being operated - Unsafe Driving	0	No	EU35908	
04/16/2024	YP11098	CA	D	392.2C - Failure to obey traffic control device	5	No	C183861848	
11/30/2023	YP11098	CA	1	393.60EWS - Windshield - Obstructed	1	No		
11/30/2023	YP11098	CA	D	395.8 - Driver record of duty status (general/form and manner)	1	No		
10/19/2023	YP11098	BC	D	392.60AD - DRIVER - UNAUTHORIZED PASSENGER(S) ON-BOARD A CMV.	1	No		
10/19/2023	YP11098	BC	D	395.8EHOSPD - HOS (PROPERTY) - NO DRIVER MAY MAKE A FALSE REPORT IN CONNECTION WITH A DUTY STATUS. EXPLAIN:	7	No		
07/21/2023	YP11098	CA	D	395.3A2PROP - Driving beyond 14 hour duty period (Property carrying vehicle) - Nominal Violation	1	No		
07/21/2023	YP11098	CA	D	395.3A3PROP - Driving beyond 11 hour driving limit in a 14 hour period. (Property carrying vehicle) - Nominal Violation	1	No		
02/18/2023	YP11098	CA	D	395.8E - False report of drivers record of duty status	7	Yes	500289059	
10/06/2022	YP11098	CA	D	395.34A1 - Failing to note malfunction that requires use of paper log	5	No		
10/05/2022	YP11098	CA	D	392.2 - Operating a commercial motor vehicle not in accordance with the laws, ordinances, and regulations of the jurisdiction in which it is being operated - Unsafe Driving	0	No	LP68293	

VIN: 5KJJBHD55GLHC1606				Unit: Truck Tractor	Year: 2016	Make: WESTERN STAR		
DOT No: 2029642		Docket No: MC713028		Name: R MILLENNIUM TRANSPORT INC			Interstate: Yes	
Date	Unit License	Unit Lic State	Violation Unit	Violation Description	Severity	OOS	Citation	
03/31/2024	YP11095	CA	-	-	-	-	-	
01/26/2024	YP11095	CA	-	-	-	-	-	
10/09/2023	YP11095	CA	-	-	-	-	-	
07/07/2023	YP11095	CA	-	-	-	-	-	
04/20/2023	YP11095	CA	-	-	-	-	-	
DOT No: 3580678		Docket No: MC1209392		Name: CHEEMA CALI TRANSPORT INC			Interstate: Yes	
Date	Unit License	Unit Lic State	Violation Unit	Violation Description	Severity	OOS	Citation	
04/14/2023	YP11095	CA	D	392.2DIM - Dimension Violation (Width / Height / Length)	0	No		
DOT No: 2029642		Docket No: MC713028		Name: R MILLENNIUM TRANSPORT INC			Interstate: Yes	



Date	Unit License	Unit Lic State	Violation Unit	Violation Description	Severity	OOS	Citation
03/27/2023	YP11095	CA	-	-	-	-	-
12/02/2022	YP11095	CA	-	-	-	-	-
10/20/2022	YP11095	CA	-	-	-	-	-
08/04/2022	YP11095	CA	-	-	-	-	-
04/26/2022	YP11095	CA	-	-	-	-	-
02/22/2022	YP11095	CA	-	-	-	-	-
01/31/2022	YP11095	CA	-	-	-	-	-
10/27/2021	YP11095	CA	-	-	-	-	-
10/11/2021	XP07720	CA	-	-	-	-	-
<b>DOT No: 3456789</b>		<b>Docket No: MC1127064</b>		<b>Name: MIDNITE HUSTLE LLC</b>		<b>Interstate: Yes</b>	
Date	Unit License	Unit Lic State	Violation Unit	Violation Description	Severity	OOS	Citation
01/28/2021	XP71561	CA	1	392.2AU - State Operating Authority Violation	0	No	JN94453
01/28/2021	XP71561	CA	1	393.45B2 - Failing to secure brake hose/tubing against mechanical damage	4	Yes	
<b>DOT No: 2029642</b>		<b>Docket No: MC713028</b>		<b>Name: R MILLENNIUM TRANSPORT INC</b>		<b>Interstate: Yes</b>	
Date	Unit License	Unit Lic State	Violation Unit	Violation Description	Severity	OOS	Citation
09/12/2020	XP71561	CA	-	-	-	-	-
10/01/2019	XP07720	CA	-	-	-	-	-
07/28/2019	XP07720	CA	-	-	-	-	-
05/15/2019	XP07720	CA	-	-	-	-	-
11/18/2018	XP07720	CA	1	393.9A - Inoperative required lamps	2	No	
09/18/2018	XP07720	CA	D	392.2SLLEWA1 - State/Local Laws - Excessive Weight - 1-2500 Lbs Over On An Axle/Axle Groups.	0	No	C185200544
05/10/2018	XP07720	CA	-	-	-	-	-
05/05/2018	XP07720	CA	1	393.95A - No/discharged/unsecured fire extinguisher	2	No	
05/05/2018	XP07720	CA	D	395.8 - Driver record of duty status (general/form and manner)	1	No	
05/05/2018	XP07720	CA	D	395.8AELD - ELD - No record of duty status (ELD Required)	5	Yes	
05/05/2018	XP07720	CA	D	395.8F01 - Drivers record of duty status not current	5	No	
03/22/2018	XP07720	CA	1	393.9A - Inoperative required lamps	2	No	
03/22/2018	XP07720	CA	D	395.8A - Failing to require driver to make a record of duty status	5	No	
10/09/2017	XP07720	CA	1	396.17C - Operating a CMV without proof of a periodic inspection	4	No	

### TRAILER Inspections Section

<b>VIN: 3AKJHHDRXNSMZ2057</b>		<b>Unit: Truck Tractor</b>		<b>Year: 2022</b>	<b>Make: FREIGHTLINER</b>	
<b>DOT No: 3580678</b>		<b>Docket No: MC1209392</b>		<b>Name: CHEEMA CALI TRANSPORT INC</b>		<b>Interstate: Yes</b>



Date	Unit License	Unit Lic State	Violation Unit	Violation Description	Severity	OOS	Citation
09/19/2024	YP11098	CA	D	392.2 - Operating a commercial motor vehicle not in accordance with the laws, ordinances, and regulations of the jurisdiction in which it is being operated - Unsafe Driving	0	No	EU35908
04/16/2024	YP11098	CA	D	392.2C - Failure to obey traffic control device	5	No	C183861848
11/30/2023	YP11098	CA	1	393.60EWS - Windshield - Obstructed	1	No	
11/30/2023	YP11098	CA	D	395.8 - Driver record of duty status (general/form and manner)	1	No	
10/19/2023	YP11098	BC	D	392.60AD - DRIVER - UNAUTHORIZED PASSENGER(S) ON-BOARD A CMV.	1	No	
10/19/2023	YP11098	BC	D	395.8EHOSPD - HOS (PROPERTY) - NO DRIVER MAY MAKE A FALSE REPORT IN CONNECTION WITH A DUTY STATUS. EXPLAIN:	7	No	
07/21/2023	YP11098	CA	D	395.3A2PROP - Driving beyond 14 hour duty period (Property carrying vehicle) - Nominal Violation	1	No	
07/21/2023	YP11098	CA	D	395.3A3PROP - Driving beyond 11 hour driving limit in a 14 hour period. (Property carrying vehicle) - Nominal Violation	1	No	
02/18/2023	YP11098	CA	D	395.8E - False report of drivers record of duty status	7	Yes	500289059
10/06/2022	YP11098	CA	D	395.34A1 - Failing to note malfunction that requires use of paper log	5	No	
10/05/2022	YP11098	CA	D	392.2 - Operating a commercial motor vehicle not in accordance with the laws, ordinances, and regulations of the jurisdiction in which it is being operated - Unsafe Driving	0	No	LP68293

VIN: 5KJJBHD55GLHC1606		Unit: Truck Tractor		Year: 2016	Make: WESTERN STAR		
DOT No: 2029642		Docket No: MC713028		Name: R MILLENNIUM TRANSPORT INC		Interstate: Yes	
Date	Unit License	Unit Lic State	Violation Unit	Violation Description	Severity	OOS	Citation
03/31/2024	YP11095	CA	-	-	-	-	-
01/26/2024	YP11095	CA	-	-	-	-	-
10/09/2023	YP11095	CA	-	-	-	-	-
07/07/2023	YP11095	CA	-	-	-	-	-
04/20/2023	YP11095	CA	-	-	-	-	-
DOT No: 3580678		Docket No: MC1209392		Name: CHEEMA CALI TRANSPORT INC		Interstate: Yes	
Date	Unit License	Unit Lic State	Violation Unit	Violation Description	Severity	OOS	Citation
04/14/2023	YP11095	CA	D	392.2DIM - Dimension Violation (Width / Height / Length)	0	No	
DOT No: 2029642		Docket No: MC713028		Name: R MILLENNIUM TRANSPORT INC		Interstate: Yes	
Date	Unit License	Unit Lic State	Violation Unit	Violation Description	Severity	OOS	Citation
03/27/2023	YP11095	CA	-	-	-	-	-
12/02/2022	YP11095	CA	-	-	-	-	-
10/20/2022	YP11095	CA	-	-	-	-	-
08/04/2022	YP11095	CA	-	-	-	-	-
04/26/2022	YP11095	CA	-	-	-	-	-
02/22/2022	YP11095	CA	-	-	-	-	-
01/31/2022	YP11095	CA	-	-	-	-	-
10/27/2021	YP11095	CA	-	-	-	-	-
10/11/2021	XP07720	CA	-	-	-	-	-
DOT No: 3456789		Docket No: MC1127064		Name: MIDNITE HUSTLE LLC		Interstate: Yes	
Date	Unit License	Unit Lic State	Violation Unit	Violation Description	Severity	OOS	Citation
01/28/2021	XP71561	CA	1	392.2AU - State Operating Authority Violation	0	No	JN94453
01/28/2021	XP71561	CA	1	393.45B2 - Failing to secure brake hose/tubing against mechanical damage	4	Yes	
DOT No: 2029642		Docket No: MC713028		Name: R MILLENNIUM TRANSPORT INC		Interstate: Yes	



Date	Unit License	Unit Lic State	Violation Unit	Violation Description	Severity	OOS	Citation
09/12/2020	XP71561	CA	-	-	-	-	-
10/01/2019	XP07720	CA	-	-	-	-	-
07/28/2019	XP07720	CA	-	-	-	-	-
05/15/2019	XP07720	CA	-	-	-	-	-
11/18/2018	XP07720	CA	1	393.9A - Inoperative required lamps	2	No	
09/18/2018	XP07720	CA	D	392.2SLLEWA1 - State/Local Laws - Excessive Weight - 1-2500 Lbs Over On An Axle/Axle Groups.	0	No	C185200544
05/10/2018	XP07720	CA	-	-	-	-	-
05/05/2018	XP07720	CA	1	393.95A - No/discharged/unsecured fire extinguisher	2	No	
05/05/2018	XP07720	CA	D	395.8 - Driver record of duty status (general/form and manner)	1	No	
05/05/2018	XP07720	CA	D	395.8AELD - ELD - No record of duty status (ELD Required)	5	Yes	
05/05/2018	XP07720	CA	D	395.8F01 - Drivers record of duty status not current	5	No	
03/22/2018	XP07720	CA	1	393.9A - Inoperative required lamps	2	No	
03/22/2018	XP07720	CA	D	395.8A - Failing to require driver to make a record of duty status	5	No	
10/09/2017	XP07720	CA	1	396.17C - Operating a CMV without proof of a periodic inspection	4	No	

Inspection Summary By Month (based on inspections from the last 4 years) ToC						
Year-Month	Number of Inspections	Number of Power Units	Total Violations	Total OOS Inspections	Total Severity Points	Number of Crashes
2024-09	1	1	1	0	0	0
2024-04	1	1	1	0	5	0
2023-11	1	1	9	0	2	0
2023-10	1	1	2	0	8	0
2023-07	1	1	2	0	2	0
2023-04	1	1	2	0	4	0
2023-02	1	1	1	1	7	0
2022-10	2	2	2	0	5	0
Note: The most recent month's counts may not include all the inspections for that month.						

VIN Inspection Violation Details ToC									
# of VINs: 3 # of Insp: 15 Severity Weight: 60 Avg. Weight/VIN: 4.0 (based on inspections in the last 4 years, showing top 50 VINs inspected most recently)									
VIN 1JJV532B9NL284720		# of Inspections: 6		Total Severity: 27		Percentage of Total: 45.00%		Avg. Weight Per Inspection: 4.5	
Inspection Date	Inspection ID	Inspection State	Location Description	Total Severity	# of Violations	Shipper Name	Inspection Level	Post Accident	Out of Service
11/30/2023	80293048	CA	W/B ANTELOPE SCALE	2	2	JBS FREEZER WORTHINGTON	3	No	No
BASIC		Unit Type		Severity		Description		Out of Service	
Vehicle Maintenance		Semi Trailer		1		393.60EWS:Windshield - Obstructed		No	
Hours-Of-Servce Compliance		Semi Trailer		1		395.8:Driver record of duty status (general/form and ma		No	
Inspection Date	Inspection ID	Inspection State	Location Description	Total Severity	# of Violations	Shipper Name	Inspection Level	Post Accident	Out of Service
10/19/2023	79988859	WA	BOW WA	7	1		3	No	No
BASIC		Unit Type		Severity		Description		Out of Service	
Hours-Of-Servce Compliance		Semi Trailer		7		395.8EHOSPD:HOS (PROPERTY) - NO DRIVER MAY MAKE A FALSE REPORT		No	
Inspection Date	Inspection ID	Inspection State	Location Description	Total Severity	# of Violations	Shipper Name	Inspection Level	Post Accident	Out of Service
07/21/2023	79220021	NM	NARA VISA PORT OF ENTRY	2	2	CBS FARMS,LLC.	3	No	No
BASIC		Unit Type		Severity		Description		Out of Service	
Hours-Of-Servce Compliance		Semi Trailer		1		395.3A2PROP:N:Driving beyond 14 hour duty period (Property carry		No	
Hours-Of-Servce Compliance		Semi Trailer		1		395.3A3PROP:N:Driving beyond 11 hour driving limit in a 14 hour		No	
Inspection Date	Inspection ID	Inspection State	Location Description	Total Severity	# of Violations	Shipper Name	Inspection Level	Post Accident	Out of Service
04/14/2023	78358766	CA	MOUNTAIN PASS JPOE, CVEF	4	1	AMERLIAB TECHNOLOGIES	1	No	No
BASIC		Unit Type		Severity		Description		Out of Service	
Vehicle Maintenance		Semi Trailer		4		393.48A:Inoperative/defective brakes		No	



Inspection Date	Inspection ID	Inspection State	Location Description	Total Severity	# of Violations	Shipper Name	Inspection Level	Post Accident	Out of Service
02/18/2023	77899366	MS	TISHOMINGO COUNTY	7	1	PILGRIMS	2	No	Yes
BASIC		Unit Type		Severity		Description		Out of Service	
Hours-Of-Serivce Compliance		Semi Trailer		7		395.8E:False report of drivers record of duty status		Yes	
Inspection Date	Inspection ID	Inspection State	Location Description	Total Severity	# of Violations	Shipper Name	Inspection Level	Post Accident	Out of Service
10/06/2022	76930233	KS	LIBERAL	5	1	TAYLOR FARMS RETAIL INC	2	No	No
BASIC		Unit Type		Severity		Description		Out of Service	
Hours-Of-Serivce Compliance		Semi Trailer		5		395.34A1:Failing to note malfunction that requires use of p		No	
VIN 3AKJHHDRXNSMZ2057		# of Inspections: 8		Total Severity: 29		Percentage of Total: 48.33%		Avg. Weight Per Inspection: 3.6	
Inspection Date	Inspection ID	Inspection State	Location Description	Total Severity	# of Violations	Shipper Name	Inspection Level	Post Accident	Out of Service
09/19/2024	82715146	KY	LONDON	0	1	VENTURA FOODS	3	No	No
BASIC		Unit Type		Severity		Description		Out of Service	
Unsafe Driving		Truck Tractor		0		392.2:Operating a commercial motor vehicle not in accord		No	
Inspection Date	Inspection ID	Inspection State	Location Description	Total Severity	# of Violations	Shipper Name	Inspection Level	Post Accident	Out of Service
04/16/2024	81377314	UT	MP 493 US-89 SCENIC OVERLOOK	5	1		3	No	No
BASIC		Unit Type		Severity		Description		Out of Service	
Unsafe Driving		Truck Tractor		5		392.2C:Failure to obey traffic control device		No	
Inspection Date	Inspection ID	Inspection State	Location Description	Total Severity	# of Violations	Shipper Name	Inspection Level	Post Accident	Out of Service
11/30/2023	80293048	CA	W/B ANTELOPE SCALE	2	3	JBS FREEZER WORTHINGTON	3	No	No
BASIC		Unit Type		Severity		Description		Out of Service	
Vehicle Maintenance		Truck Tractor		1		393.60EWS:Windshield - Obstructed		No	
Hours-Of-Serivce Compliance		Truck Tractor		1		395.8:Driver record of duty status (general/form and ma		No	
		Truck Tractor		0		392.2DIM:Dimension Violation (Width / Height / Length)		No	
Inspection Date	Inspection ID	Inspection State	Location Description	Total Severity	# of Violations	Shipper Name	Inspection Level	Post Accident	Out of Service
10/19/2023	79988859	WA	BOW WA	8	2		3	No	No
BASIC		Unit Type		Severity		Description		Out of Service	
Hours-Of-Serivce Compliance		Truck Tractor		7		395.8EHOSPD:HOS (PROPERTY) - NO DRIVER MAY MAKE A FALSE REPORT		No	
Unsafe Driving		Truck Tractor		1		392.60AD:DRIVER - UNAUTHORIZED PASSENGER(S) ON-BOARD A CMV.		No	
Inspection Date	Inspection ID	Inspection State	Location Description	Total Severity	# of Violations	Shipper Name	Inspection Level	Post Accident	Out of Service
07/21/2023	79220021	NM	NARA VISA PORT OF ENTRY	2	2	CBS FARMS,LLC.	3	No	No
BASIC		Unit Type		Severity		Description		Out of Service	
Hours-Of-Serivce Compliance		Truck Tractor		1		395.3A2PROP:N:Driving beyond 14 hour duty period (Property carry		No	
Hours-Of-Serivce Compliance		Truck Tractor		1		395.3A3PROP:N:Driving beyond 11 hour driving limit in a 14 hour		No	
Inspection Date	Inspection ID	Inspection State	Location Description	Total Severity	# of Violations	Shipper Name	Inspection Level	Post Accident	Out of Service
02/18/2023	77899366	MS	TISHOMINGO COUNTY	7	1	PILGRIMS	2	No	Yes
BASIC		Unit Type		Severity		Description		Out of Service	
Hours-Of-Serivce Compliance		Truck Tractor		7		395.8E:False report of drivers record of duty status		Yes	
Inspection Date	Inspection ID	Inspection State	Location Description	Total Severity	# of Violations	Shipper Name	Inspection Level	Post Accident	Out of Service
10/06/2022	76930233	KS	LIBERAL	5	1	TAYLOR FARMS RETAIL INC	2	No	No
BASIC		Unit Type		Severity		Description		Out of Service	
Hours-Of-Serivce Compliance		Truck Tractor		5		395.34A1:Failing to note malfunction that requires use of p		No	
Inspection Date	Inspection ID	Inspection State	Location Description	Total Severity	# of Violations	Shipper Name	Inspection Level	Post Accident	Out of Service
10/05/2022	76803466	CA	BAKERSFIELD AREA	0	1	TAYLOR FARMS	3	No	No
BASIC		Unit Type		Severity		Description		Out of Service	
Unsafe Driving		Truck Tractor		0		392.2:Operating a commercial motor vehicle not in accord		No	
VIN 5KJJBHD55GLHC1606		# of Inspections: 1		Total Severity: 4		Percentage of Total: 6.67%		Avg. Weight Per Inspection: 4.0	





Inspection Date	Inspection ID	Inspection State	Location Description	Total Severity	# of Violations	Shipper Name	Inspection Level	Post Accident	Out of Service
04/14/2023	78358766	CA	MOUNTAIN PASS JPOE, CVEF	4	2	AMERLIAB TECHNOLOGIES	1	No	No
BASIC		Unit Type		Severity		Description		Out of Service	
Vehicle Maintenance		Truck Tractor		4		393.48A:Inoperative/defective brakes		No	
		Truck Tractor		0		392.2DIM:Dimension Violation (Width / Height / Length)		No	

Inspection History ToC							
Inspection Date	Report Number	Report State	Plate Number	Plate State	Type	Severity Weight	Time Weight
09/19/2024	CV44781394	KY	YP11098	CA	Truck Tractor		3
3AKJHHD RXNSMZ2057 - Power Unit - Unsafe Driving Violation: 392.2OOperating a commercial motor vehicle not in accordance with the laws, ordinances, and regulations of the jurisdiction in which it is being operated - Unsafe Driving						0	
04/16/2024	24CA000240	UT	YP11098	CA	Truck Tractor		2
3AKJHHD RXNSMZ2057 - Power Unit - Unsafe Driving Violation: 392.2CFailure to obey traffic control device						5	
11/30/2023	UE4H001001	CA	YP11098	CA	Truck Tractor		1
3AKJHHD RXNSMZ2057 - Power Unit - Hours-Of-Service Violation: 395.8Driver record of duty status (general/form and manner)						1	
3AKJHHD RXNSMZ2057 - Power Unit - State/Local Laws Violation: 392.2DIMDimension Violation (Width / Height / Length)						0	
3AKJHHD RXNSMZ2057 - Power Unit - Vehicle Maintenance Violation: 393.60EWSWindshield - Obstructed						1	
10/19/2023	2066002394	WA	YP11098	BC	Truck Tractor		1
3AKJHHD RXNSMZ2057 - Power Unit - Hours-Of-Service Violation: 395.8EHOSPDHOS (PROPERTY) - NO DRIVER MAY MAKE A FALSE REPORT IN CONNECTION WITH A DUTY STATUS. EXPLAIN:						7	
3AKJHHD RXNSMZ2057 - Power Unit - Unsafe Driving Violation: 392.60ADDRIVER - UNAUTHORIZED PASSENGER(S) ON-BOARD A CMV.						1	
07/21/2023	1844N5MBD9	NM	YP11098	CA	Truck Tractor		1
3AKJHHD RXNSMZ2057 - Power Unit - Hours-Of-Service Violation: 395.3A2PROPNDDriving beyond 14 hour duty period (Property carrying vehicle) - Nominal Violation						1	
3AKJHHD RXNSMZ2057 - Power Unit - Hours-Of-Service Violation: 395.3A3PROPNDDriving beyond 11 hour driving limit in a 14 hour period. (Property carrying vehicle) - Nominal Violation						1	
04/14/2023	UE4A000078	CA	YP11095	CA	Truck Tractor		1
5KJJBHD55GLHC1606 - Power Unit - State/Local Laws Violation: 392.2DIMDimension Violation (Width / Height / Length)						0	
5KJJBHD55GLHC1606 - Power Unit - Vehicle Maintenance Violation: 393.48AInoperative/defective brakes						4	
02/18/2023	1032011953	MS	YP11098	CA	Truck Tractor		1
3AKJHHD RXNSMZ2057 - Power Unit - OOS Hours-Of-Service Violation: 395.8EFalse report of drivers record of duty status						7	
10/06/2022	HP93412806	KS	YP11098	CA	Truck Tractor		0
3AKJHHD RXNSMZ2057 - Power Unit - Hours-Of-Service Violation: 395.34A1Failing to note malfunction that requires use of paper log						5	
10/05/2022	UFGN001621	CA	YP11098	CA	Truck Tractor		0
3AKJHHD RXNSMZ2057 - Power Unit - Unsafe Driving Violation: 392.2OOperating a commercial motor vehicle not in accordance with the laws, ordinances, and regulations of the jurisdiction in which it is being operated - Unsafe Driving						0	
Only the first 20 inspections are shown. See the live report for more data.							