



## Table of Contents

1. Overview	2. BASIC Scores History
3. BASIC Measures	4. KPI: BASIC Measures by Cargo Group
5. Estimated ISS Score	6. Investigation Results
7. Penalties History	8. Acute Critical Violations
9. Red Flag Violation Details	10. DOT Registration Information
11. DOT MCS-150 History	12. Crash Summary
13. Inspection Summary	14. KPI: Inspection Viol OOS Rates by Cargo Group
15. FHWA Registration Information	16. FHWA Insurance Information
17. FHWA Authorities	18. Severe Violations
19. Violation Report	20. Violation Summary
21. Violation Enforcement Chronology	22. Inspection Violations & OOS Counts
23. Radius Of Operation	24. Inspection & Crash Locations
25. Cargo Hot Spots	26. Inspection Violations & OOS Chronology
27. Percent of Insp & Crash by State	28. VIN Insp Summary by State
29. Violations By Unit Type	30. Inspection/Crash Map
31. Equipment Ownership	32. Equipment Details
33. Vehicle Age	34. States of Power Unit Registrations
35. Equipment Acquisitions	36. Driver Details
37. Shared VIN Summary	38. Shipper Table
39. Safety Summary	40. Safety Details
41. Crash Detail Color Coded PDF	42. Inspections with Shared Equipment
43. Inspection Tabular Details	44. Inspection Summary By Month
45. VIN Inspection Violation Details	46. Inspection History
47. Crash Hot Spots	48. DOT MCS-150 History Equipment and Driver Details
49. Chameleon	



**Business Address**

501 E 3RD ST APT 105  
 POMONA, CA  
 91766

**Contact Info**

(661)-706-9003  
 MSCTRANSPORTINC@GMAIL.COM

**FHWA Address**

501 E 3RD ST APT 105  
 POMONA,CA,91766  
 Phone:(661)-706-9003

**Mailing Address**


501 E 3RD ST APT 105  
 POMONA, CA  
 91766

**Overview ToC**

**Operating Status:** AUTHORIZED FOR Property  
 One other company viewed this DOT in the past two months  
**Crash/PU ratio:** 0.0%  
**Clean Inspection ratio:** No inspections

**Estimated BASIC Scores (as of 2/27/2026)**

	Unsafe Driving	Hours of Service	Driver Fitness	Controlled Sub. and Alcohol	Vehicle Maintenance	HM Compliance	Crash
<b>Relative Scores</b>	0% ○	0% ○	0% ○	0% ○	0% ○	0% ○	0% ○
<b>Alert Status</b>	No	No	No	No	No	No	No



**Estimated Inspection Selection System (ISS) Score: 63**  
**Category: Optional Inspect**

\* The Estimated ISS score is based on Insufficient Data Algorithm \*

**BASIC Scores History - Unsafe Driving ToC**

There are no Scores for this BASIC

**BASIC Scores History - Hours of Service ToC**

There are no Scores for this BASIC

**BASIC Scores History - Driver Fitness ToC**

There are no Scores for this BASIC

**BASIC Scores History - Controlled Substance ToC**

There are no Scores for this BASIC



**BASIC Scores History - Vehicle Maintenance ToC**

There are no Scores for this BASIC

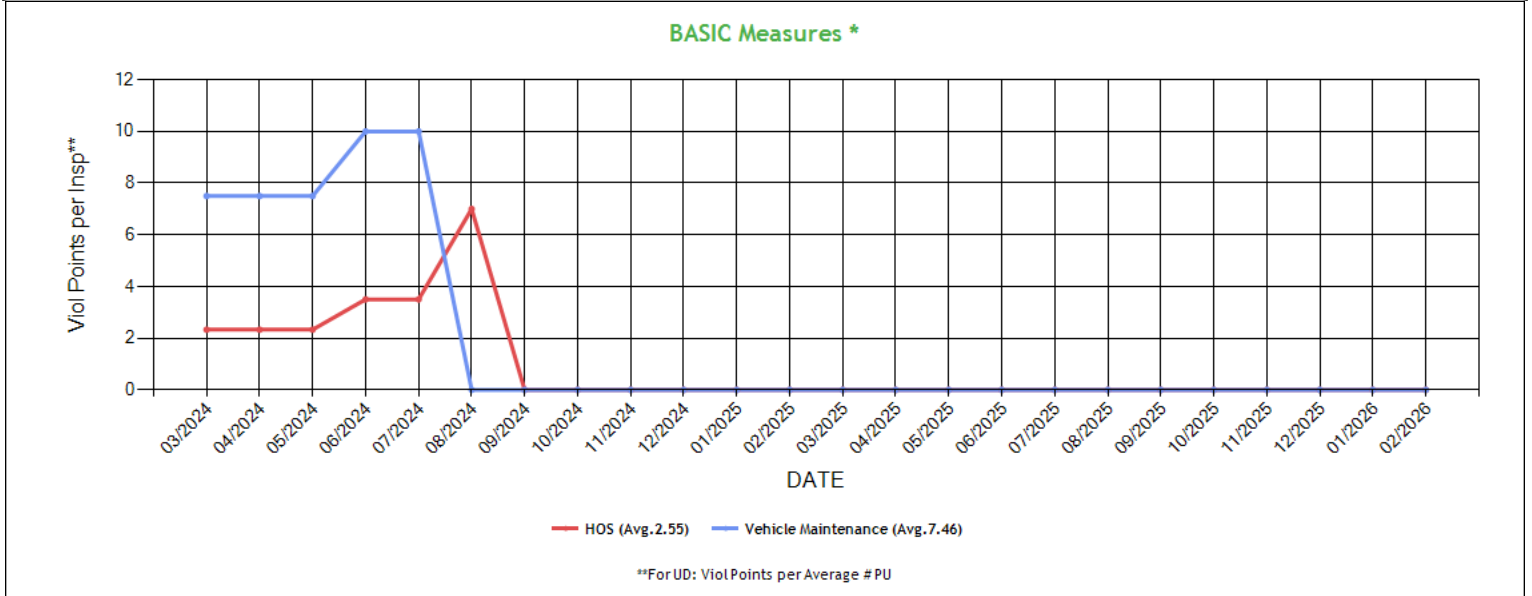
**BASIC Scores History - Crash ToC**

There are no Scores for this BASIC

**BASIC Scores History - Hazmat ToC**

There are no Scores for this BASIC

**BASIC Measures: Violation Points per Inspection Trends ToC**



\* BASIC Measures are the absolute SMS scores that are compared within each Safety Event Group to determine the BASIC Score percentiles. Averages based on fleets with 1-5 power units.



**BASIC Measures \* - Table ToC**

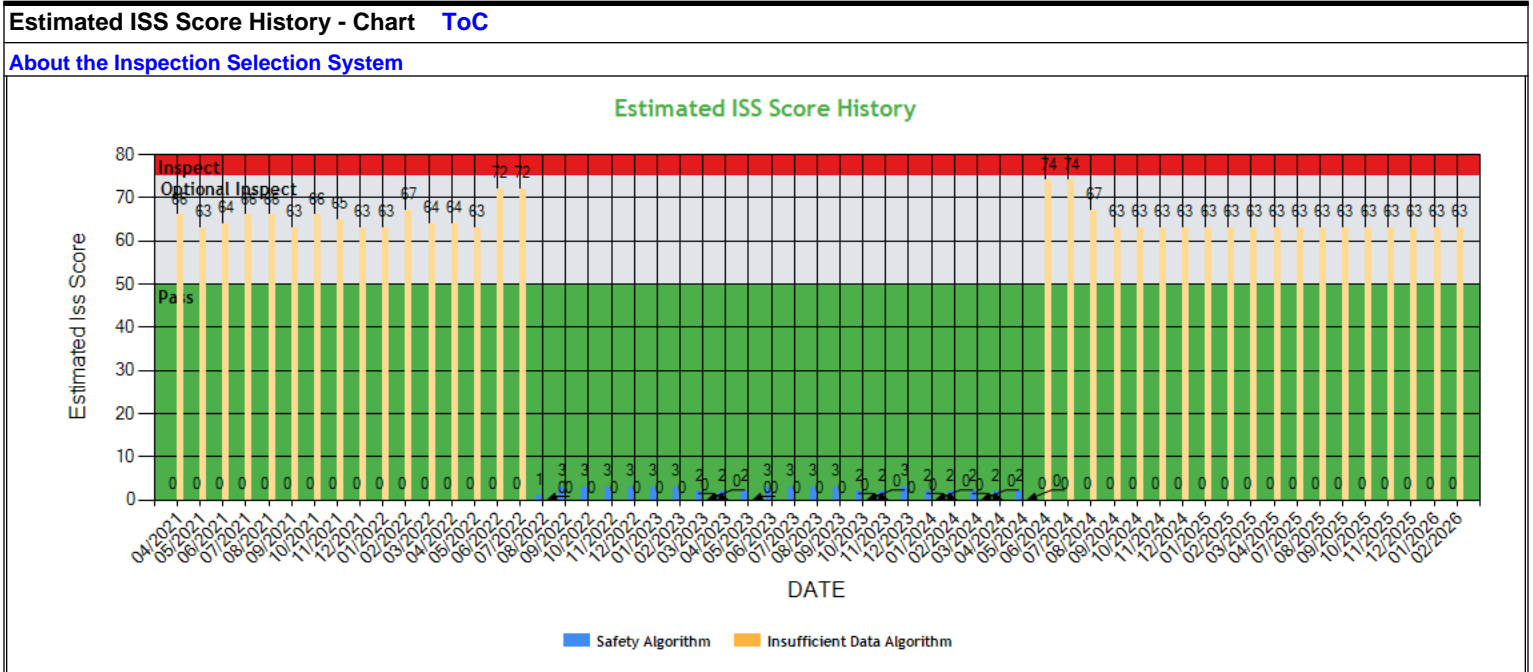
UD-Unsafe Driving, HOS-Hours of Service, DF-Driver Fitness, CS-Controlled Substances, VM-Vehicle Maintenance															
Date	UD Measure	UD AC	UD with Viol	HOS Measure	HOS AC	HOS with Viol	DF Measure	DF AC	DF with Viol	CS Measure	CS AC	CS with Viol	VM Measure	VM AC	VM with Viol
02/2026	0.00	N	0	0.00	N	0	0.00	N	0	0.00	N	0	0.00	N	0
01/2026	0.00	N	0	0.00	N	0	0.00	N	0	0.00	N	0	0.00	N	0
12/2025	0.00	N	0	0.00	N	0	0.00	N	0	0.00	N	0	0.00	N	0
11/2025	0.00	N	0	0.00	N	0	0.00	N	0	0.00	N	0	0.00	N	0
10/2025	0.00	N	0	0.00	N	0	0.00	N	0	0.00	N	0	0.00	N	0
09/2025	0.00	N	0	0.00	N	0	0.00	N	0	0.00	N	0	0.00	N	0
08/2025	0.00	N	0	0.00	N	0	0.00	N	0	0.00	N	0	0.00	N	0
07/2025	0.00	N	0	0.00	N	0	0.00	N	0	0.00	N	0	0.00	N	0
06/2025	0.00	N	0	0.00	N	0	0.00	N	0	0.00	N	0	0.00	N	0
05/2025	0.00	N	0	0.00	N	0	0.00	N	0	0.00	N	0	0.00	N	0
04/2025	0.00	N	0	0.00	N	0	0.00	N	0	0.00	N	0	0.00	N	0
03/2025	0.00	N	0	0.00	N	0	0.00	N	0	0.00	N	0	0.00	N	0
02/2025	0.00	N	0	0.00	N	0	0.00	N	0	0.00	N	0	0.00	N	0
01/2025	0.00	N	0	0.00	N	0	0.00	N	0	0.00	N	0	0.00	N	0
12/2024	0.00	N	0	0.00	N	0	0.00	N	0	0.00	N	0	0.00	N	0
11/2024	0.00	N	0	0.00	N	0	0.00	N	0	0.00	N	0	0.00	N	0
10/2024	0.00	N	0	0.00	N	0	0.00	N	0	0.00	N	0	0.00	N	0
09/2024	0.00	N	0	0.00	N	0	0.00	N	0	0.00	N	0	0.00	N	0
08/2024	0.00	N	0	7.00	N	1	0.00	N	0	0.00	N	0	0.00	N	0
07/2024	0.00	N	0	3.50	N	1	0.00	N	0	0.00	N	0	10.00	N	1
06/2024	0.00	N	0	3.50	N	1	0.00	N	0	0.00	N	0	10.00	N	1
05/2024	0.00	N	0	2.33	N	1	0.00	N	0	0.00	N	0	7.50	N	2
04/2024	0.00	N	0	2.33	N	1	0.00	N	0	0.00	N	0	7.50	N	2
03/2024	0.00	N	0	2.33	N	1	0.00	N	0	0.00	N	0	7.50	N	2
02/2024	0.00	N	0	2.33	N	1	0.00	N	0	0.00	N	0	7.50	N	2
01/2024	0.00	N	0	2.33	N	1	0.00	N	0	0.00	N	0	7.50	N	2
12/2023	0.00	N	0	2.33	N	1	0.00	N	0	0.00	N	0	7.50	N	2
11/2023	0.00	N	0	2.33	N	1	0.00	N	0	0.00	N	0	7.50	N	2
10/2023	0.00	N	0	2.33	N	1	0.00	N	0	0.00	N	0	7.50	N	2
09/2023	0.00	N	0	2.33	N	1	0.00	N	0	0.00	N	0	7.50	N	2
08/2023	0.00	N	0	3.50	N	1	0.00	N	0	0.00	N	0	7.50	N	2
07/2023	0.00	N	0	2.80	N	1	0.00	N	0	0.00	N	0	8.33	N	2
06/2023	0.00	N	0	2.80	N	1	0.00	N	0	0.00	N	0	8.33	N	2
05/2023	0.00	N	0	2.00	N	1	0.00	N	0	0.00	N	0	6.00	N	2
04/2023	0.00	N	0	2.00	N	1	0.00	N	0	0.00	N	0	6.00	N	2
03/2023	0.00	N	0	2.00	N	1	0.00	N	0	0.00	N	0	6.00	N	2
02/2023	0.00	N	0	2.62	N	1	0.00	N	0	0.00	N	0	6.00	N	2
01/2023	0.00	N	0	2.33	N	1	0.00	N	0	0.00	N	0	6.66	N	2
12/2022	0.00	N	0	2.33	N	1	0.00	N	0	0.00	N	0	6.66	N	2
11/2022	0.00	N	0	2.10	N	1	0.00	N	0	0.00	N	0	6.41	N	2
10/2022	0.00	N	0	2.10	N	1	0.00	N	0	0.00	N	0	6.41	N	2
09/2022	0.00	N	0	2.10	N	1	0.00	N	0	0.00	N	0	6.41	N	2
08/2022	0.00	N	0	0.00	N	0	0.00	N	0	0.00	N	0	6.41	N	2
07/2022	0.00	N	0	0.00	N	0	0.00	N	0	0.00	N	0	3.75	N	1
06/2022	0.00	N	0	0.00	N	0	0.00	N	0	0.00	N	0	3.75	N	1
05/2022	0.00	N	0	0.00	N	0	0.00	N	0	0.00	N	0	0.00	N	0
04/2022	0.00	N	0	0.00	N	0	0.00	N	0	0.00	N	0	0.00	N	0
03/2022	0.00	N	0	0.00	N	0	0.00	N	0	0.00	N	0	0.00	N	0
02/2022	0.00	N	0	0.00	N	0	0.00	N	0	0.00	N	0	0.00	N	0
01/2022	0.00	N	0	0.00	N	0	0.00	N	0	0.00	N	0	0.00	N	0
12/2021	0.00	N	0	0.00	N	0	0.00	N	0	0.00	N	0	0.00	N	0
11/2021	0.00	N	0	0.00	N	0	0.00	N	0	0.00	N	0	0.00	N	0
10/2021	0.00	N	0	0.00	N	0	0.00	N	0	0.00	N	0	0.00	N	0
09/2021	0.00	N	0	0.00	N	0	0.00	N	0	0.00	N	0	0.00	N	0
08/2021	0.00	N	0	0.00	N	0	0.00	N	0	0.00	N	0	0.00	N	0
07/2021	0.00	N	0	0.00	N	0	0.00	N	0	0.00	N	0	0.00	N	0
06/2021	0.00	N	0	0.00	N	0	0.00	N	0	0.00	N	0	0.00	N	0



05/2021	0.00	N	0	0.00	N	0	0.00	N	0	0.00	N	0	0.00	N	0
04/2021	0.00	N	0	0.00	N	0	0.00	N	0	0.00	N	0	0.00	N	0

\* BASIC Measures are the absolute SMS scores that are compared within each Safety Event Group to determine the BASIC Score percentiles.

KPI: BASIC Measures by Fleet Size and Cargo Group ToC														
Fleet Size: 1-5 PUs														
	Unsafe Driving		Hours of Service		Driver Fitness		Controlled Substance		Vehicle Maintenance		HM Compliance		Crash	
Cargo Group (Companies)	Avg.	Comp. to Avg.	Avg.	Comp. to Avg.	Avg.	Comp. to Avg.	Avg.	Comp. to Avg.	Avg.	Comp. to Avg.	Avg.	Comp. to Avg.	Avg.	Comp. to Avg.
General Freight (484124)	0.76	Better	0.21	Better	0.22	Better	0.01	Better	1.89	Better	0.01	Better	0.06	Better
MSC TRANSPORT INC	0.00		0.00		0.00		0.00		0.00		0.00		0.00	





**Estimated ISS Score History - Table ToC**

Date	Estimated ISS Score	Recommendation	Algorithm
02/27/2026	63	Optional Inspect	Insufficient Data Algorithm
01/30/2026	63	Optional Inspect	Insufficient Data Algorithm
12/26/2025	63	Optional Inspect	Insufficient Data Algorithm
11/28/2025	63	Optional Inspect	Insufficient Data Algorithm
10/31/2025	63	Optional Inspect	Insufficient Data Algorithm
09/26/2025	63	Optional Inspect	Insufficient Data Algorithm
08/29/2025	63	Optional Inspect	Insufficient Data Algorithm
07/25/2025	63	Optional Inspect	Insufficient Data Algorithm
06/30/2025	63	Optional Inspect	Insufficient Data Algorithm
05/31/2025	63	Optional Inspect	Insufficient Data Algorithm
04/25/2025	63	Optional Inspect	Insufficient Data Algorithm
03/28/2025	63	Optional Inspect	Insufficient Data Algorithm
02/28/2025	63	Optional Inspect	Insufficient Data Algorithm
01/31/2025	63	Optional Inspect	Insufficient Data Algorithm
12/27/2024	63	Optional Inspect	Insufficient Data Algorithm
11/29/2024	63	Optional Inspect	Insufficient Data Algorithm
10/25/2024	63	Optional Inspect	Insufficient Data Algorithm
09/27/2024	63	Optional Inspect	Insufficient Data Algorithm
08/30/2024	67	Optional Inspect	Insufficient Data Algorithm
07/26/2024	74	Optional Inspect	Insufficient Data Algorithm
06/28/2024	74	Optional Inspect	Insufficient Data Algorithm
05/31/2024	2	Pass	Safety Algorithm
04/26/2024	2	Pass	Safety Algorithm
03/29/2024	2	Pass	Safety Algorithm
02/23/2024	2	Pass	Safety Algorithm
01/26/2024	2	Pass	Safety Algorithm
12/29/2023	3	Pass	Safety Algorithm
11/24/2023	2	Pass	Safety Algorithm
10/27/2023	2	Pass	Safety Algorithm
09/29/2023	3	Pass	Safety Algorithm
08/25/2023	3	Pass	Safety Algorithm
07/28/2023	3	Pass	Safety Algorithm
06/30/2023	3	Pass	Safety Algorithm
05/26/2023	2	Pass	Safety Algorithm
04/28/2023	2	Pass	Safety Algorithm
03/31/2023	2	Pass	Safety Algorithm
02/24/2023	3	Pass	Safety Algorithm
01/27/2023	3	Pass	Safety Algorithm
12/30/2022	3	Pass	Safety Algorithm
11/25/2022	3	Pass	Safety Algorithm
10/28/2022	3	Pass	Safety Algorithm
09/30/2022	3	Pass	Safety Algorithm
08/26/2022	1	Pass	Safety Algorithm
07/29/2022	72	Optional Inspect	Insufficient Data Algorithm
06/24/2022	72	Optional Inspect	Insufficient Data Algorithm
05/27/2022	63	Optional Inspect	Insufficient Data Algorithm
04/29/2022	64	Optional Inspect	Insufficient Data Algorithm
03/25/2022	64	Optional Inspect	Insufficient Data Algorithm
02/25/2022	67	Optional Inspect	Insufficient Data Algorithm
01/28/2022	63	Optional Inspect	Insufficient Data Algorithm
12/31/2021	63	Optional Inspect	Insufficient Data Algorithm
11/26/2021	65	Optional Inspect	Insufficient Data Algorithm
10/29/2021	66	Optional Inspect	Insufficient Data Algorithm
09/24/2021	63	Optional Inspect	Insufficient Data Algorithm
08/27/2021	66	Optional Inspect	Insufficient Data Algorithm
07/30/2021	66	Optional Inspect	Insufficient Data Algorithm
06/25/2021	64	Optional Inspect	Insufficient Data Algorithm
05/28/2021	63	Optional Inspect	Insufficient Data Algorithm



04/30/2021	66	Optional Inspect	Insufficient Data Algorithm
------------	----	------------------	-----------------------------

**Investigation Results ToC**

No Investigations reported on FMCSA website

**Penalties History ToC**

There is a problem with the Penalties data on FMCSA website.

**Acute Critical Violations (Based on Investigations as per CSA Methodology Appendix A) ToC**

No Data

No red flag violations in the last 24 months

**DOT Registration Information: The following information on this specific DOT # is from the Federal DOT (as of Operating Authority**

DOT Registration: 04/14/2021		Total Power Units: 1	Total Trucks: 1	Total Trailers: 0	Total Passenger Vehicles: 0
Status	Entity Type	Organization Type	Nation	Total Cars	Drivers / CDL Drivers
A	C	-	US	0	1* / 1
MCS-150 Date	Op Codes	Shipper Op Codes	Shipper HazMat Op Codes	Latest Review Type	Latest Review Document Number(Date)
10/09/2024	A				()
MCS-150 Mileage (Year)	Record Update Date	Transports Hazmats	DOT Census Date	Recordable Accident Rate	Preventable Accident Rate
170,250 (2024)	10/09/2024	N	04/14/2021	0%	0%
MCS-151 Mileage	Safety Rating (Date)	SEA Accident	SEA Driver	SEA Vehicle	SEA Management
0	None (None)	0%	0%	0%	0%
Classification Codes		Cargo Carried (per MCS-150)			
Authorized-For-Hire		General Freight			

**DOT MCS-150 History ToC (as of 10/14/2024 DOT census)**

Census Date	MCS-150 Date	MCS-150 Mileage	VMT Year	Power Units	Drivers	Trailers	Company Rep1	Company Rep2	Email
10/14/2024	10/9/2024	170250	2024	1	1	-	SIMRANJIT SINGH		MSCTRANSPORTINC@GMAIL.COM
5/9/2023	4/28/2023	183602	2023	1	1	1	SIMRANJIT SINGH		MSCTRANSPORTINC@GMAIL.COM
10/10/2022	9/30/2022	165650	2022	1	2	1	SIMRANJIT SINGH		MSCTRANSPORTINC@GMAIL.COM
7/9/2022	7/7/2022	155650	2022	1	1	0	SIMRANJIT SINGH		MSCTRANSPORTINC@GMAIL.COM
5/9/2021	4/14/2021	0		1	1	0	SIMRANJIT SINGH		MSCTRANSPORTINC@GMAIL.COM

**Crash Summary Chart ToC Crashes Summary - Chart (based on all available crash data)**

No Data



<b>Crashes Summary - Table (based on all available crash data) ToC</b>										
	TOTAL	Last 6 months	7-12 months	13-18 months	19-24 months	25-30 months	30-36 months	37-41 months	42-48 months	Over 49 months
Total Reportable	0	0	0	0	0	0	0	0	0	0
Fatalities	0	0	0	0	0	0	0	0	0	0
Injuries	0	0	0	0	0	0	0	0	0	0
Tow Away	0	0	0	0	0	0	0	0	0	0
With Citations	0	0	0	0	0	0	0	0	0	0
Federal Recordable	0	0	0	0	0	0	0	0	0	0
Preventable	0	0	0	0	0	0	0	0	0	0
Crash per Pwr Unit	-	0.0%	0.0%	0.0%	0.0%	0.0%	0.0%	0.0%	0.0%	-

<b>Inspection Summary ToC</b>			
The following inspection information is based on results for 24 months prior to: 04/02/2026. Please note that the total inspections number is not necessarily the total of the vehicle, driver and hazmat inspections, as one inspection may have included any combination of the below inspections.			
Overall	Vehicle	Driver	Hazmat
<i>(Please note that the total inspections number is not necessarily the total of the vehicle, driver and hazmat inspections, as one inspection may have included any combination of the below inspections)</i>  Total Inspections: 0 Total Out of Service: 0  Out of Service: 0% National Average: 21.02% Difference: -21.02%	Total Inspections: 0 Total Out of Service: 0  Out of Service: 0.00% National Average: 24.98% Difference: -24.98%	Total Inspections: 0 Total Out of Service: 0  Out of Service: 0.00% National Average: 6.85% Difference: -6.85%	Total Inspections: 0 Total Out of Service: 0  Out of Service: 0.00% National Average: 2.14% Difference: -2.14%

<b>KPI: Inspection Viol OOS Rates by Cargo Group ToC</b>								
Cargo Group	OVERALL		VEHICLE		DRIVER		HAZMAT	
	Average	Compared to Average	Average	Compared to Average	Average	Compared to Average	Average	Compared to Average
MSC TRANSPORT INC	0%		0%		0%		0%	
No data								

<b>FHWA Registration Information: The following data on this Motor Carrier is from the Federal Hwy Administration (as of 5/14/2025)</b>								
Docket Number	DOT Number	Company Name	DBA Name	Address	City	State	Country	ZIP Code
MC1230924	3612405	MSC TRANSPORT INC		501 E 3RD ST APT 105	POMONA	CA	US	91766
Phone Number	Fax Number	Mail Address	Mail City	Mail State	Mail Contry	Mail ZIP Code	Mail Phone Number	Mail Fax Number
(661)-706-9003								
Date of Last Change	Freight	Passenger	Household Goods	Active Authority	Pending Authority	Revocation Pending Authority		
5/14/2025	Y	N	N	/ Common /	/	/		

<b>Insurance Required (as of 05/14/2025) ToC</b>			
Docket Number	Insurance Type	Insurance Required	Insurance on File
MC1230924	BIPD	\$750k	\$750k
MC1230924	Cargo	No	No
MC1230924	Bond	No	No



<b>Active / Pending Insurance (as of 05/14/2025)</b>										
Docket Number	Form	Type	Insurance Carrier	Policy/Surety	Coverage From	Coverage To	Required	On File	Effective Date	Cancel Date
MC1230924	91X	BIPD/Primary	BENCHMARK INSURANCE COMPANY	FLCA-1926-04685	\$0k	\$750k	\$750k	\$750k	05/12/2025	-

<b>Insurance History (as of 05/14/2025)</b>									
Docket Number	Form	Type	Insurance Carrier	Policy/Surety	Coverage From	Coverage To	Effective Date From	Effective Date To	
MC1230924	91X	BIPD/Primary	BENCHMARK INSURANCE COMPANY	FLCA-1926-03263	\$0k	\$750k	05/12/2024	05/12/2025	Replaced
MC1230924	91X	BIPD/Primary	LANCER INSURANCE COMPANY	CM0072694	\$0k	\$750k	05/12/2023	05/12/2024	Replaced
MC1230924	91X	BIPD/Primary	LANCER INSURANCE COMPANY	CM0072694	\$0k	\$1000k	10/11/2022	05/12/2023	Replaced
MC1230924	91X	BIPD/Primary	LANCER INSURANCE COMPANY	CM0072694	\$0k	\$1000k	05/12/2021	10/11/2022	Replaced

<b>FHWA Authorities (as of 05/14/2025) ToC</b>								
Docket#	L&I Name	Active Authority	Inactive Authority	Pending Authority	Revocation Pending Authority	Freight	Passenger	Household Goods
MC1230924	MSC TRANSPORT INC	Common /				Yes	No	No

<b>Authority History (as of 05/14/2025)</b>				
Docket Number	Sub	Auth Type	Original Action	Disposition
MC1230924		COMMON	GRANTED 5/18/2021 12:00:00 AM	

**Severe Violations (i.e. those with >= 8 points) - Chart ToC**

No Data

**Severe Violations (i.e. those with >= 8 points) - Table**

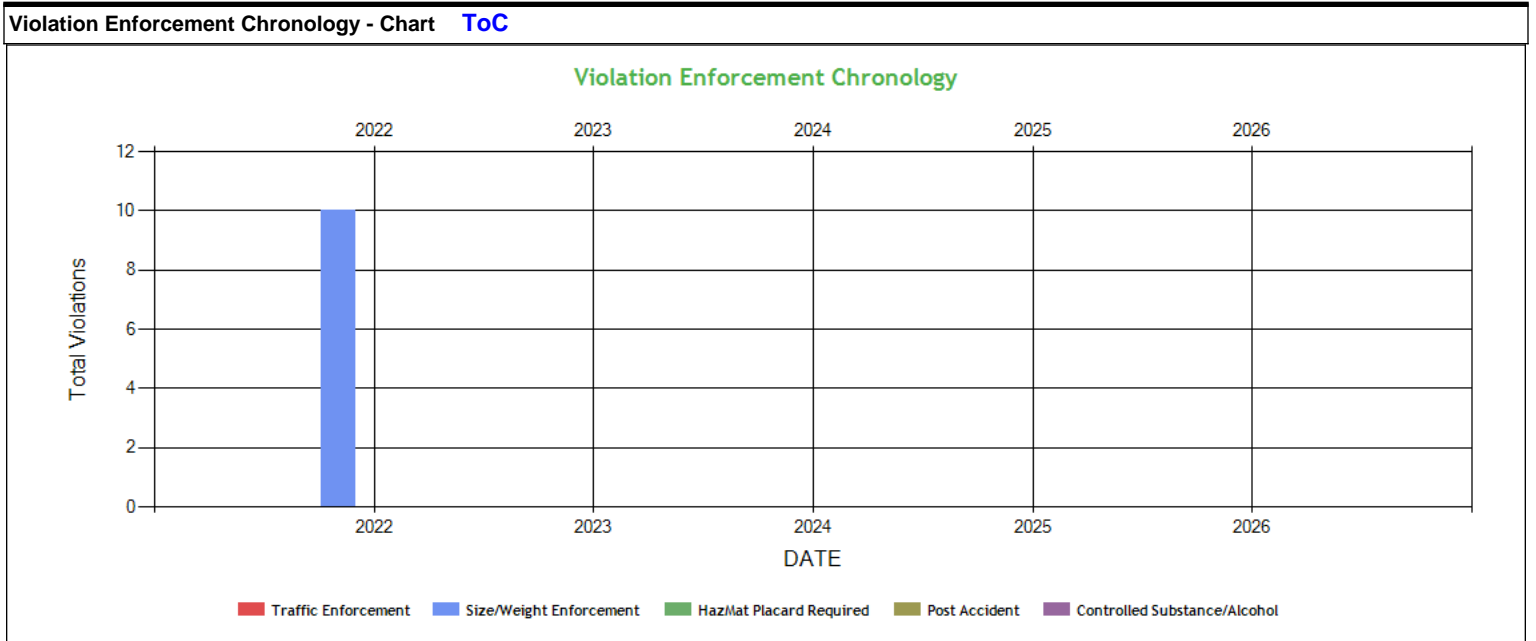
No Data



Violation Report <a href="#">ToC</a>						
Inspection Date	Inspection State	BASIC	Violation Description	OOS	VIN	Severity Points
09/11/2022	CA	Hours-Of-Service	395.3A2PROP - Driving beyond 14 hour duty period (Property carrying vehicle)	No	1FUJGLDR1JLHX2545 (PU)	7
08/12/2022	CA	Vehicle Maintenance	396.3A1B - Brakes (general)	No	1FUJGLDR1JLHX2545 (PU)	4
08/12/2022	CA	Vehicle Maintenance	396.9D2 - Failure to correct defects noted on inspection report	No	1FUJGLDR1JLHX2545 (PU)	4
08/12/2022	CA	-	392.2AU - State Operating Authority Violation	No	1FUJGLDR1JLHX2545 (PU)	0
08/12/2022	CA	Vehicle Maintenance	393.9 - Inoperative required lamps	No	1JJV532D5JL061862 (T)	2
06/16/2022	CA	Vehicle Maintenance	393.60C - Damaged or discolored windshield	No	1FUJGLDR1JLHX2545 (PU)	1
06/16/2022	CA	-	392.2AU - State Operating Authority Violation	No	1FUJGLDR1JLHX2545 (PU)	0
06/16/2022	CA	Vehicle Maintenance	393.43 - No/improper breakaway or emergency braking	No	1FUJGLDR1JLHX2545 (PU)	4

No filters were applied when generating this report, see the live report for more options.

No data for Violation Summary

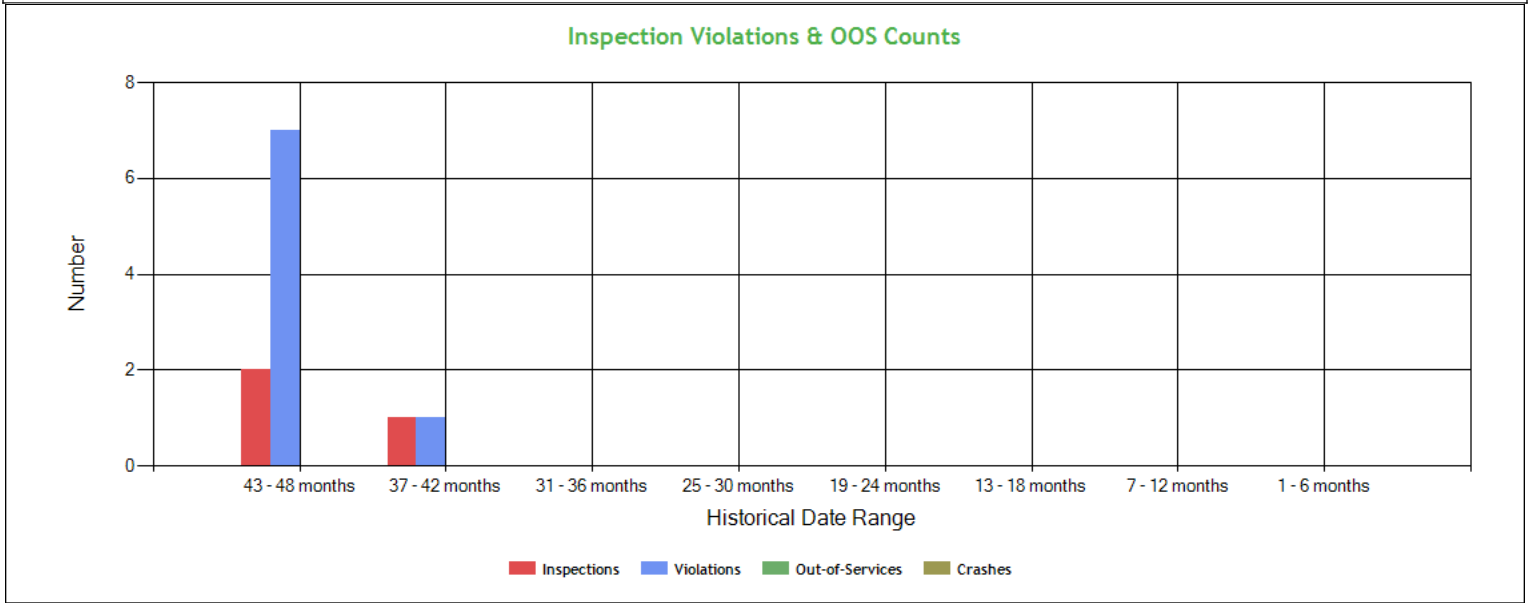


**Violation Enforcement Chronology - Table [ToC](#)**

	2022	2023	2024	2025	2026
Traffic Enforcement	0	0	0	0	0
Size/Weight Enforcement	10	0	0	0	0
HazMat Placard Required	0	0	0	0	0
Post Accident	0	0	0	0	0
Controlled Substance/Alcohol	0	0	0	0	0



**Inspection Violations & OOS Counts - Chart** [ToC](#)



**Inspection Violations & OOS Counts - Table** [ToC](#)

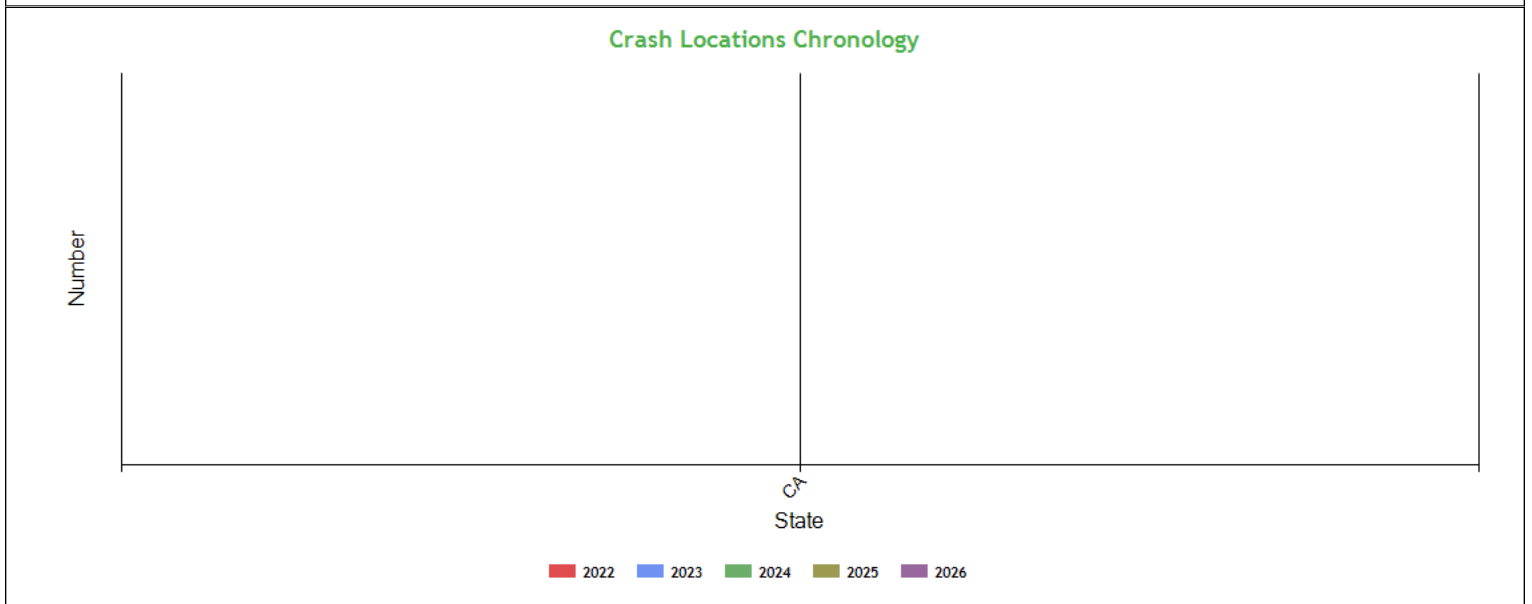
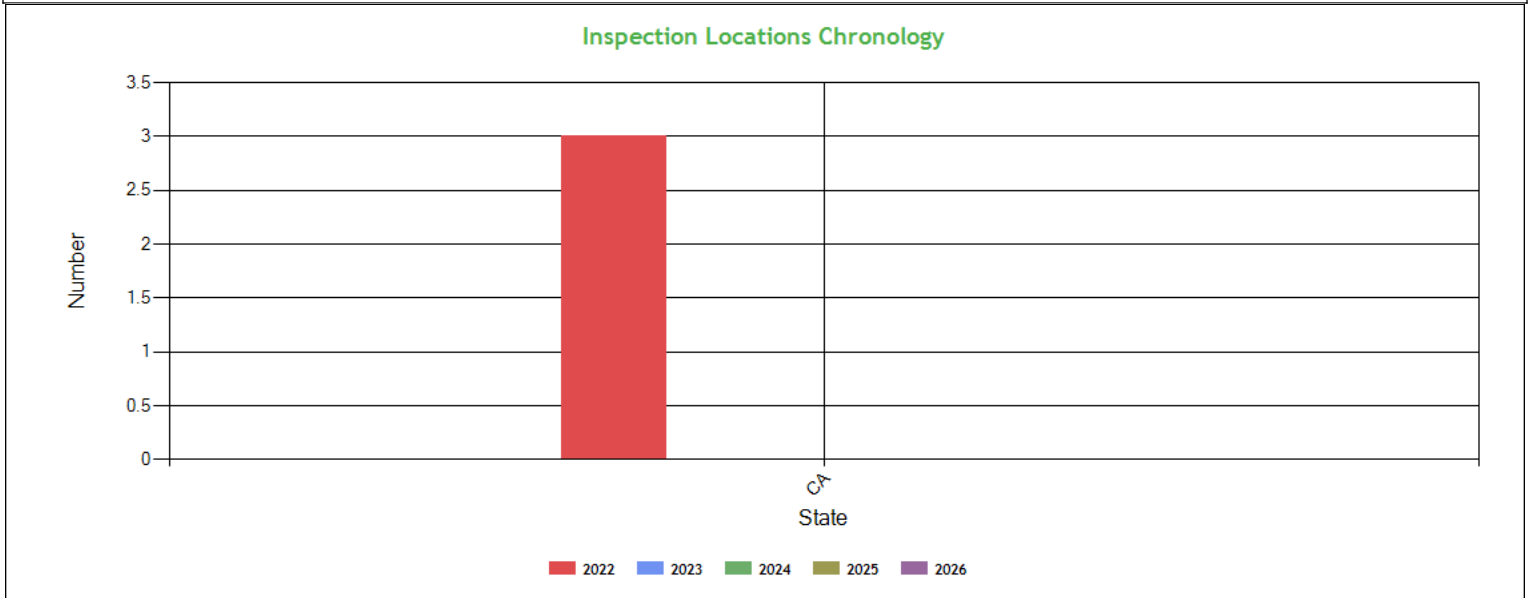
Date Range	Inspections	Violations	Out-of-Services	Crashes
<b>TOTAL</b>	3	8	0	0
1 - 6 months	0	0	0	0
7 - 12 months	0	0	0	0
13 - 18 months	0	0	0	0
19 - 24 months	0	0	0	0
25 - 30 months	0	0	0	0
31 - 36 months	0	0	0	0
37 - 42 months	1	1	0	0
43 - 48 months	2	7	0	0

**Radius of Operation (based on Inspections and Crashes during the past 3 years)** [ToC](#)

No Data



**Inspection & Crash Locations - Chart ToC**



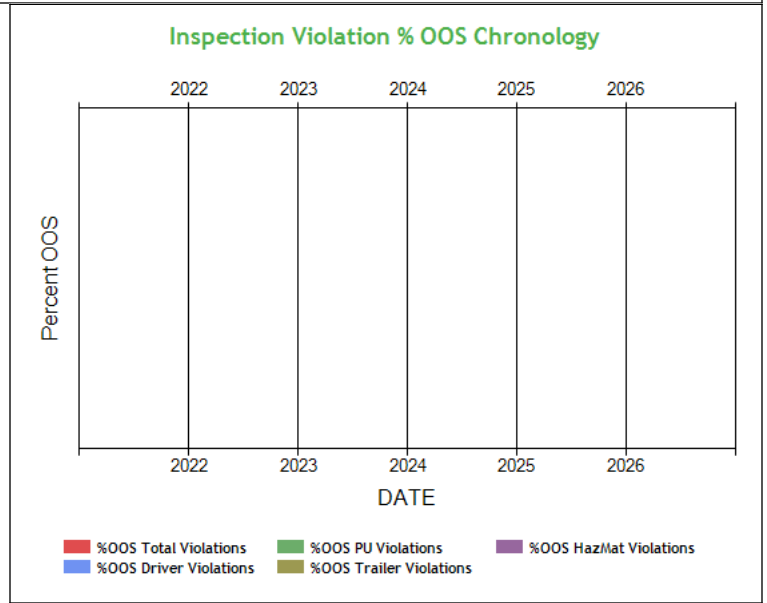
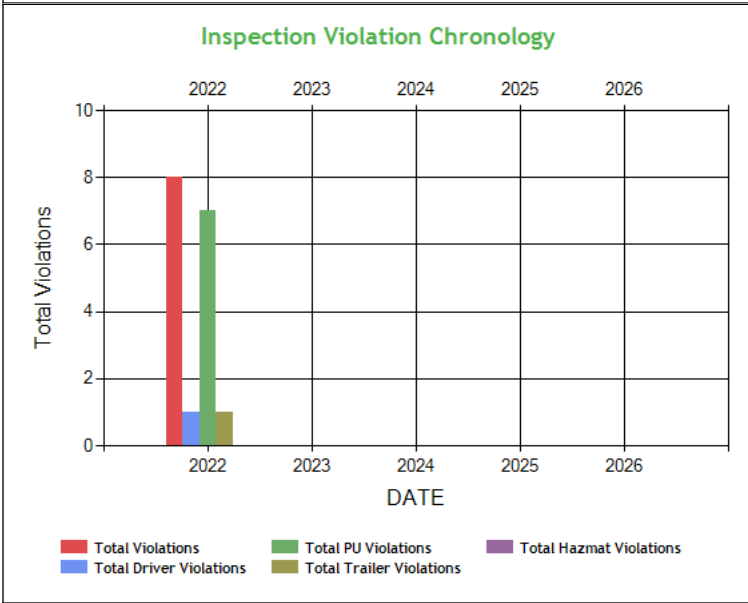
**Inspection & Crash Locations - Table ToC**

State	Inspections					Violations					Out-of-Services					Crashes				
	2022	2023	2024	2025	2026	2022	2023	2024	2025	2026	2022	2023	2024	2025	2026	2022	2023	2024	2025	2026
TOTAL	3	0	0	0	0	8	0	0	0	0	0	0	0	0	0	0	0	0	0	0
CA	3	0	0	0	0	8	0	0	0	0	0	0	0	0	0	0	0	0	0	0

No hot spot data in the last 12 months



**Inspection Violation % OOS Chronology - Chart ToC**

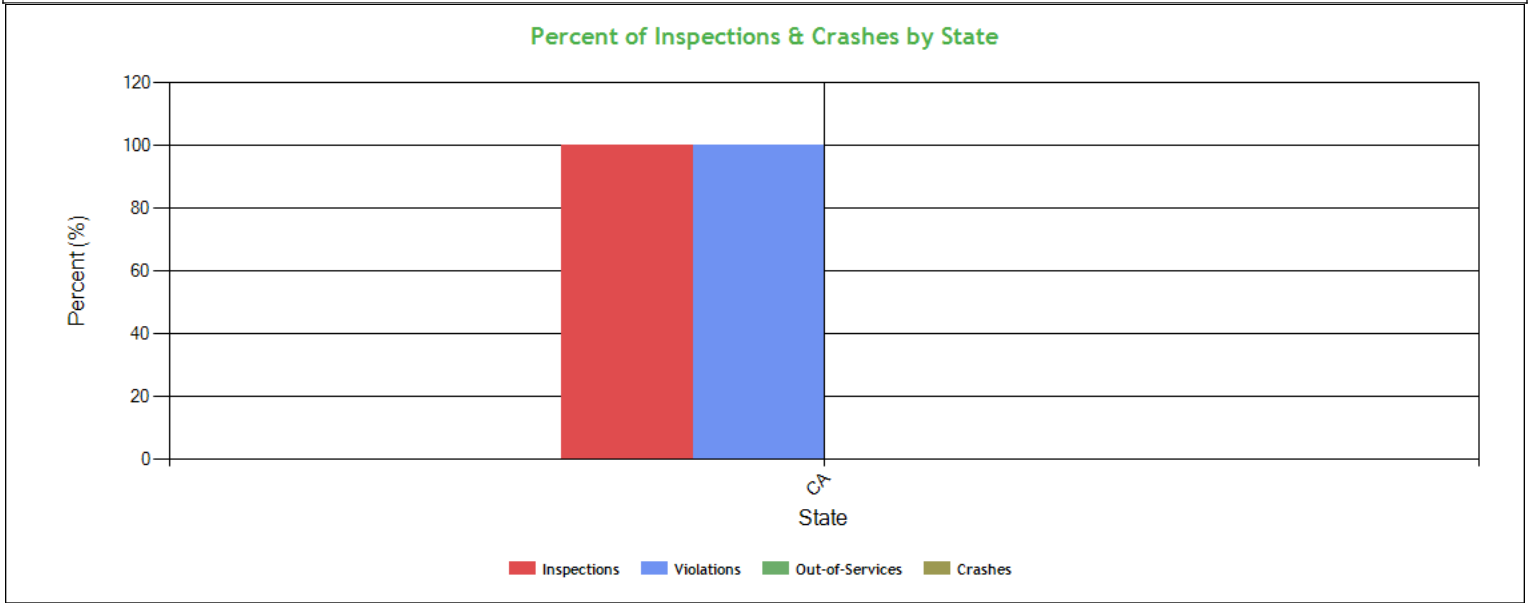


**Inspection Violation % OOS Chronology - Table ToC**

	2022	2023	2024	2025	2026
Total Violations	8	0	0	0	0
Total Out Of Services	0	0	0	0	0
%OOS Total Violations	0	0	0	0	0
Total Driver Violations	1	0	0	0	0
Total Driver Out Of Services	0	0	0	0	0
%OOS Driver Violations	0	0	0	0	0
Total PU Violations	7	0	0	0	0
Total PU Out Of Services	0	0	0	0	0
%OOS PU Violations	0	0	0	0	0
Total Trailer Violations	1	0	0	0	0
Total Trailer Out Of Services	0	0	0	0	0
%OOS Trailer Violations	0	0	0	0	0
Total Hazmat Violations	0	0	0	0	0
Total Hazmat Out Of Services	0	0	0	0	0
%OOS HazMat Violations	0	0	0	0	0



**Percent of Insp & Crash by State - Chart ToC**



**Percent of Insp & Crash by State - Table (based on Inspection data from the last 4 years) ToC**

State	Inspections		Violations		Out-of-Services		Crashes	
	Total	Percent	Total	Percent	Total	Percent	Total	Percent
	3	100	8	100	0	100	0	100
CA	3	100	8	100	0	0	0	0

**VIN Insp Summary by State (based on inspection from the last 2 years) ToC**

VIN	Insp	Viol Pts	Counts in each State	
			CA	
			Insp	Viol Pts
<b>TOTALS</b>	4/ 22*	3/ 22**	3	22
1FUJGLDR1JLHX 2545	3	20	3	20
1JJV532D5JL0618 62	1	2	1	2

\*<Total number of inspections for these 2 VIN(s)>/n<Total number of inspections for these 1 state(s)>

\*\*<Total severity sum for these 2 VIN(s)>/n<Total severity sum for these 1 state(s)>

**Violations By Unit Type ToC**

**# of Violations: 0 Total Severity: 0**



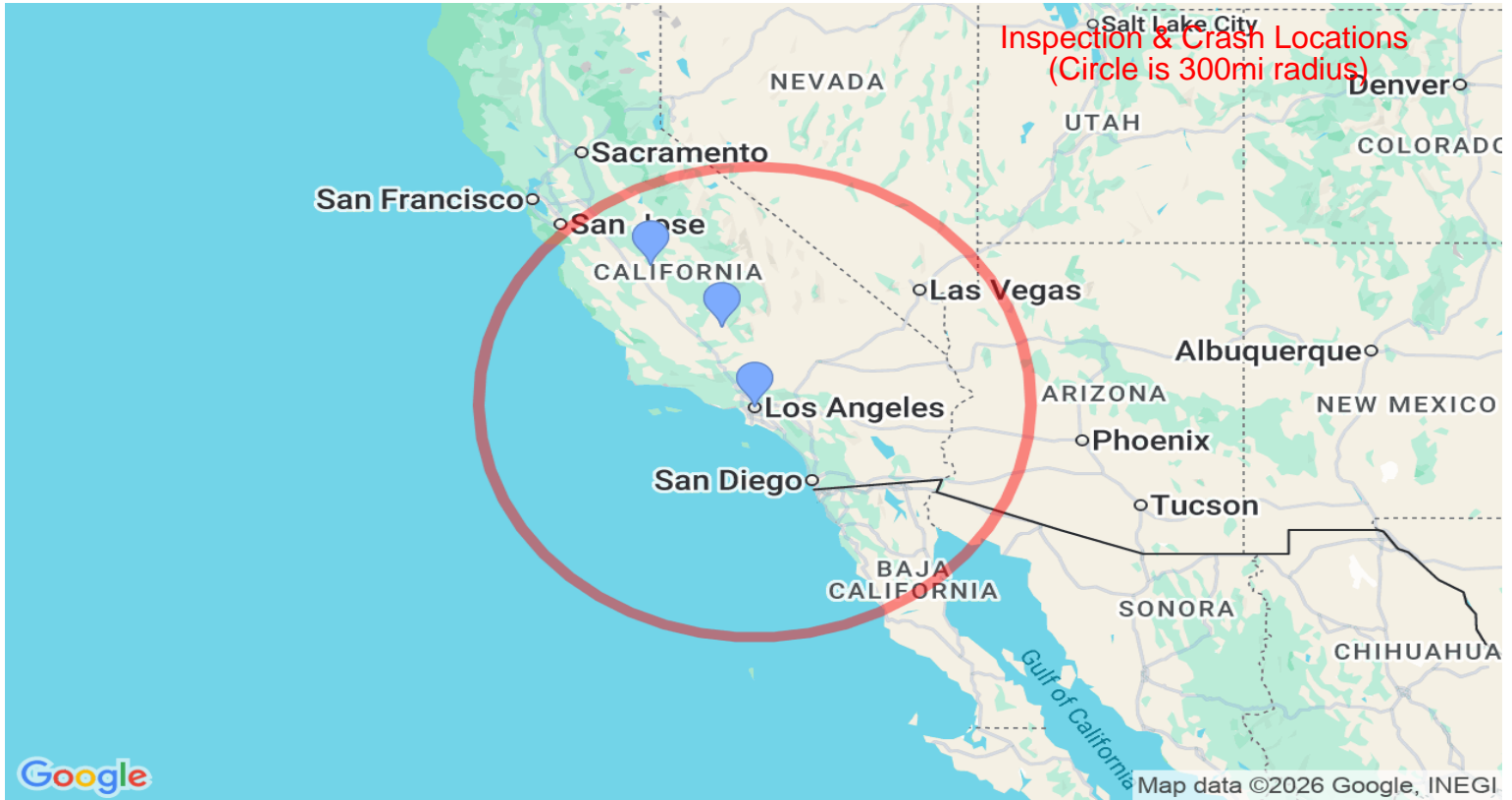
**INSPECTION/CRASH MAP ToC**

PU Inspection

Trailer Inspection

OOS Inspection

Crash



Equipment Ownership ToC Equipment Ownership (based on MCS-150 dated 10/9/2024)						
	Trucks	Tractors	Trailers	Motor Coaches	Vans	
Owned	0	1	0	0	0	
Term Leased	0	0	0	0	0	
Trip Leased	0	0	1	0	0	
<b>Total No.</b>	<b>0</b>	<b>1</b>	<b>1</b>	<b>0</b>	<b>0</b>	

Equipment Details Power Units ToC									
VIN	Latest Insp Date	Year	Make	Model	Body Class	Body Type	Axles	Len	Fuel Type
1FUJGLDR1JLH X2545	09/11/2022	2018	FREIGHTLINER	Cascadia	Truck-Tractor	-	-	-	Diesel

Equipment Details Trailers									
VIN	Latest Insp Date	Year	Make	Model	Body Class	Body Type	Axles	Len	Fuel Type
3H3V532KXPS0 59263	09/11/2022	2023	HYUNDAI TRANSEAD TRAILERS	Hyundai Translead Trailers	Trailer	Van Trailer	2	53	Not Applicable
1JJV532D5JL06 1862	08/12/2022	2018	WABASH	Dry Van Duraplate	Trailer	Van Trailer	2	53	-



3H3V532K3PS0 20076	06/16/2022	2023	HYUNDAI TRANSLEAD TRAILERS	Hyundai Translead Trailers	Trailer	Van Trailer	2	53	Not Applicable
-----------------------	------------	------	----------------------------------	----------------------------------	---------	-------------	---	----	----------------

**No Vehicle Age data**

States of Power Unit Registrations <a href="#">ToC</a>	
State	CA
Number of Power Units	1

Equipment Acquisitions <a href="#">ToC</a>
Something went wrong while generating Equipment Acquisitions

Driver Details <a href="#">ToC</a> Driver Details (based on MCS-150 dated 10/9/2024)			
	Within 100 mi	Beyond 100 mi	TOTAL
# Drivers Interstate	0	1	1
# Drivers Intrastate	0	0	0
<b>TOTAL</b>	0	1	/
Avg. # Trip Lease Drivers/Mo: 0 # Drivers Grand Total: 1 # Drivers Commercially Licensed: 1			

Shared VIN Summary <a href="#">ToC</a>
----------------------------------------

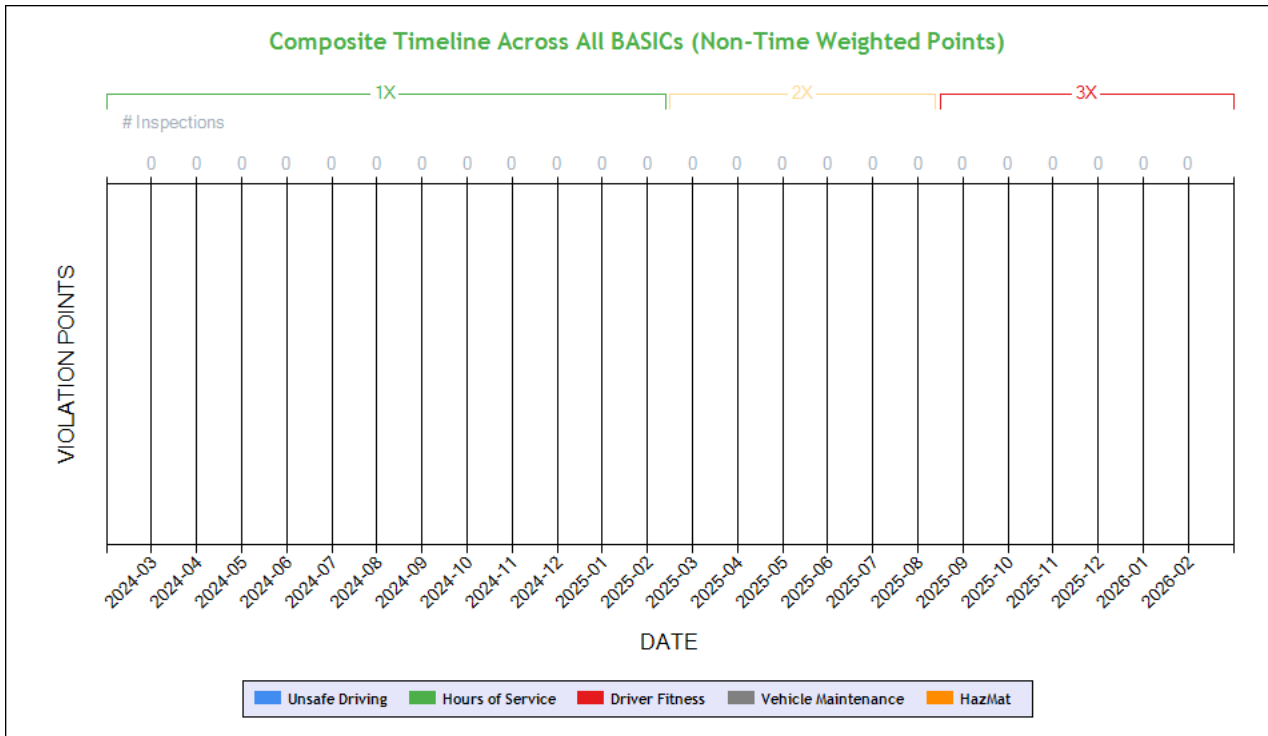
**No Data**

**SHIPPERS DETAIL [ToC](#) based on Inspection results for the last 4 years**

Shipper Name	Number of Inspections	Shipper Name	Number of Inspections
No Shipper listed	2	CRATE & BARREL	1



**Carrier Underwriting Report Safety Summary ToC**



**Time-Weighted Violation Points - no data available to draw a chart**

**Time-Weighted Violation Points by Vehicle - no data available to draw a chart**

See the Excel file for the complete analysis

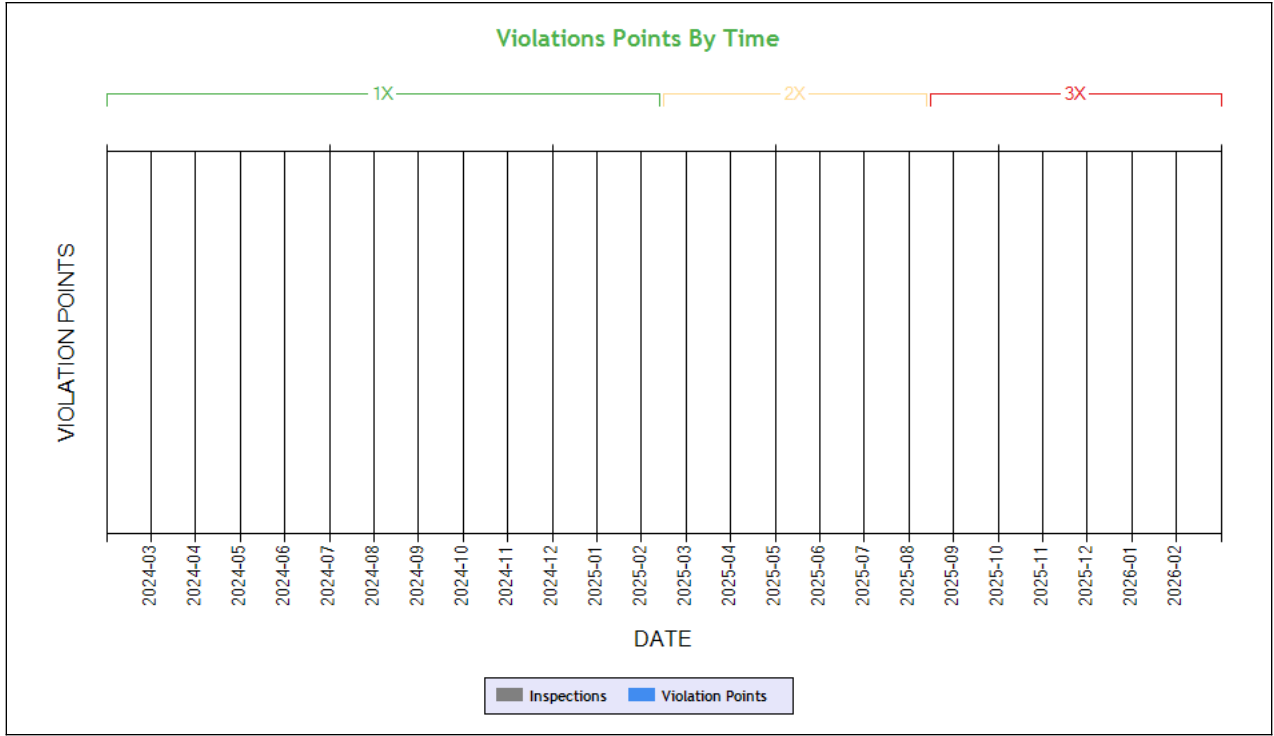
# Violations is in (1-6/7-12/13-24mo)

Shaded = Out Of Service Violation		
Violation Group		
Violation Description	Total Time-weighted Points by VIN	% of Total Time-weighted Points by VIN
Driver Resp		
Total Time-weighted Points		
% Total Time-Wt Pts		



**SAFETY ANALYSIS ToC**

**Unsafe Driving**



**Time-Weighted Violation Points - no data available to draw a chart**

**Time-Weighted Severity Points by Vehicle - no data available to draw a chart**

See the Excel file for the complete analysis

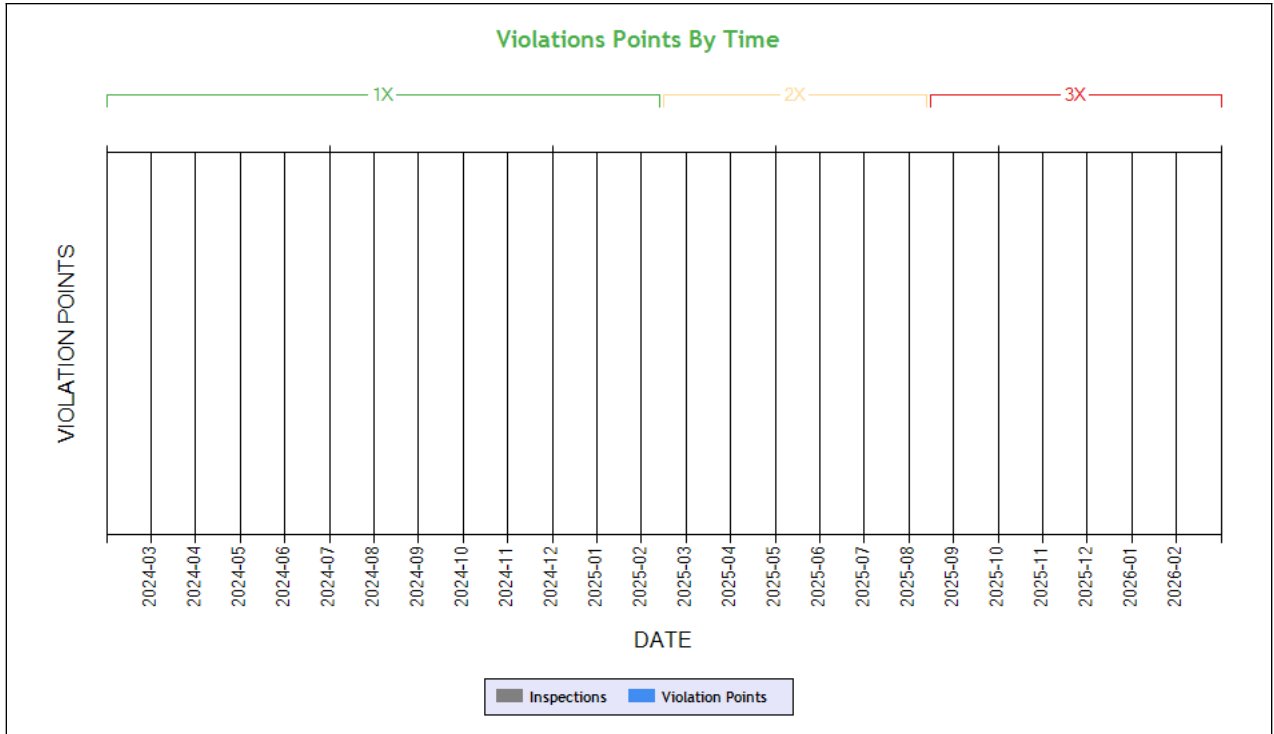
# Violations is in (1-6/7-12/13-24mo)

Shaded = Out Of Service Violation		
Violation Group		
Violation Description	Total Time-weighted Points by VIN	% of Total Time-weighted Points by VIN
Driver Resp		
Total Time-weighted Points		
% Total Time-Wt Pts		

**HOS Compliance**

**Time-Weighted Violation Points - no data available to draw a chart**

**Time-Weighted Severity Points by Vehicle - no data available to draw a chart**



**Carrier Software**  
 1-800-646-5152  
 info@CarrierSoftware.com

**CONFIDENTIAL - Intended for use by Amerigo Insurance Agency - Date: 4/4/2026**

**MSC TRANSPORT INC - DOT# 3612405 / MC1230924**

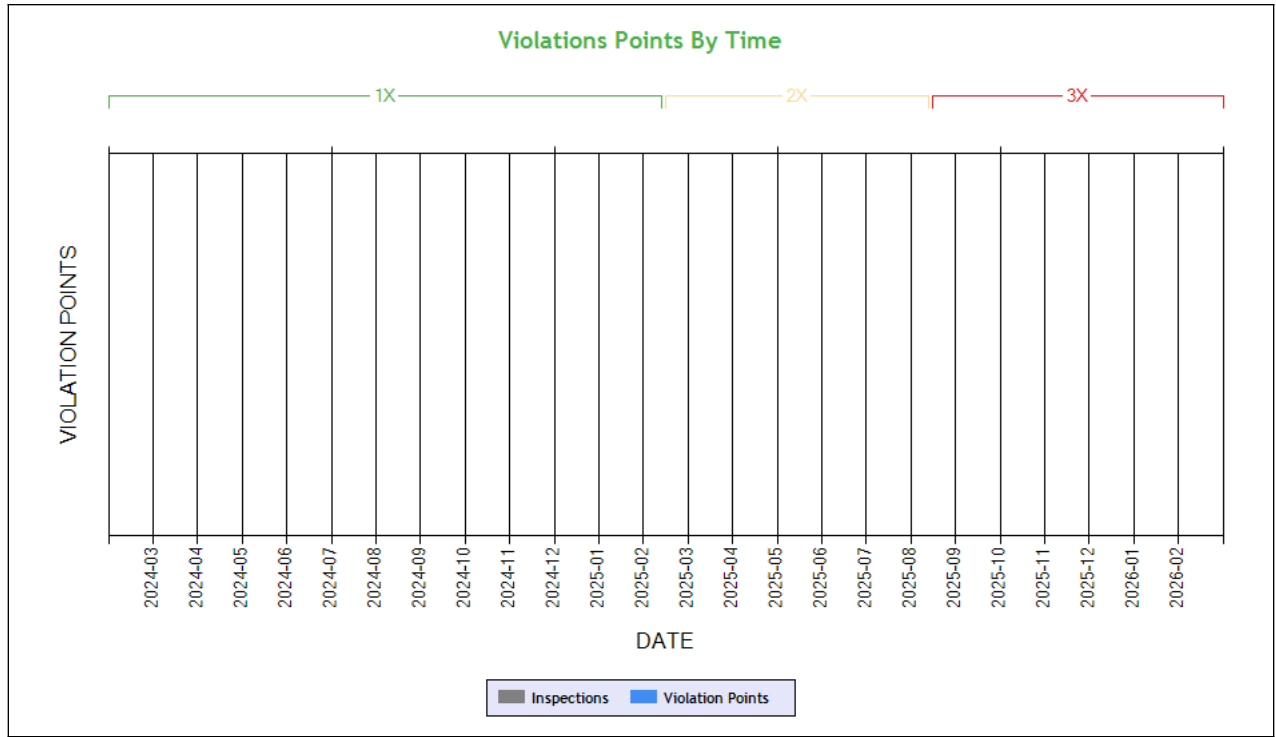
See the Excel file for the complete analysis

# Violations is in (1-6/7-12/13-24mo)

Shaded = Out Of Service Violation		
Violation Group		
Violation Description	Total Time-weighted Points by VIN	% of Total Time-weighted Points by VIN
Driver Resp		
Total Time-weighted Points		
% Total Time-Wt Pts		



**Driver Fitness**



**Time-Weighted Violation Points - no data available to draw a chart**

**Time-Weighted Severity Points by Vehicle - no data available to draw a chart**

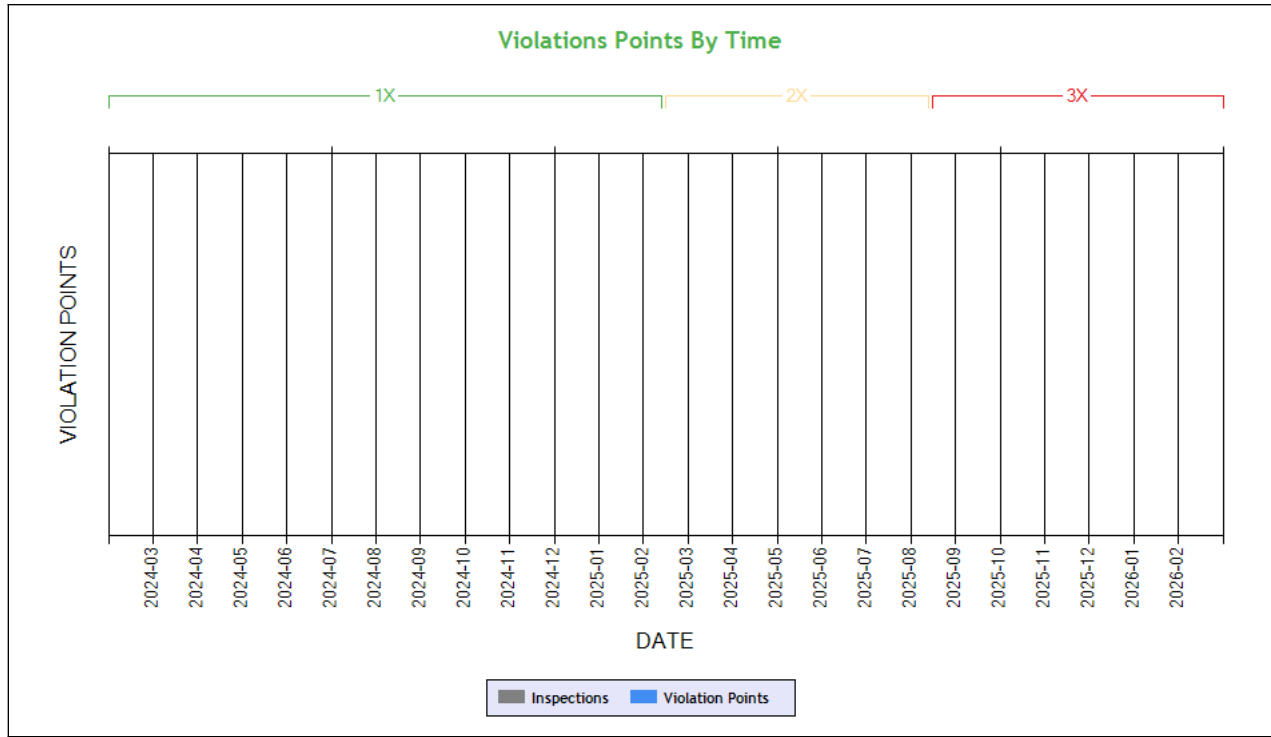
See the Excel file for the complete analysis

# Violations is in (1-6/7-12/13-24mo)

Shaded = Out Of Service Violation		
Violation Group		
Violation Description	Total Time-weighted Points by VIN	% of Total Time-weighted Points by VIN
Driver Resp		
Total Time-weighted Points		
% Total Time-Wt Pts		



**Vehicle Maintenance**



**Time-Weighted Violation Points - no data available to draw a chart**

**Time-Weighted Severity Points by Vehicle - no data available to draw a chart**

See the Excel file for the complete analysis

# Violations is in (1-6/7-12/13-24mo)

Shaded = Out Of Service Violation		
Violation Group		
Violation Description	Total Time-weighted Points by VIN	% of Total Time-weighted Points by VIN
Driver Resp		
Total Time-weighted Points		
% Total Time-Wt Pts		

**COLOR CODED CRASH TABLE ToC**

**No crashes have been reported by the DOT on this Motor Carrier**

**INSPECTIONS WITH SHARED EQUIPMENT:**

**No Data**



LEGEND
Vehicle Information
Inspection for DOT # being analyzed
Inspection for Different DOT #
Crash Information for specific VIN

**INSPECTION DETAILS for ALL Inspections**

PDF shows the first 100 Power Unit & Trailer VINs with most recent inspections using data from the last 4 years

**POWER UNIT Inspections Section**

VIN: 1FUJGLDR1JLHX2545		Unit: Truck Tractor		Year: 2018	Make: FREIGHTLINER		
DOT No: 3612405		Docket No: MC1230924		Name: MSC TRANSPORT INC		Interstate: Yes	
Date	Unit License	Unit Lic State	Violation Unit	Violation Description	Severity	OOS	Citation
09/11/2022	YP16612	CA	D	395.3A2PROP - Driving beyond 14 hour duty period (Property carrying vehicle)	7	No	
08/12/2022	YP16612	CA	1	392.2AU - State Operating Authority Violation	0	No	VERBAL
08/12/2022	YP16612	CA	1	396.3A1B - Brakes (general)	4	No	VERBAL
08/12/2022	YP16612	CA	1	396.9D2 - Failure to correct defects noted on inspection report	4	No	VERBAL
06/16/2022	YP16612	CA	1	393.43 - No/improper breakaway or emergency braking	4	No	
06/16/2022	YP16612	CA	1	392.2AU - State Operating Authority Violation	0	No	
06/16/2022	YP16612	CA	1	393.60C - Damaged or discolored windshield	1	No	
06/01/2021	YP16612	CA	-	-	-	-	-
DOT No: 925129		Docket No: MC399148		Name: NORTON TRANSPORT INC		Interstate: Yes	
Date	Unit License	Unit Lic State	Violation Unit	Violation Description	Severity	OOS	Citation
04/29/2021	XKE604	GA	-	-	-	-	-
DOT No: 73705		Docket No: MC126118		Name: CRETE CARRIER CORPORATION		Interstate: Yes	
Date	Unit License	Unit Lic State	Violation Unit	Violation Description	Severity	OOS	Citation
08/06/2020	C17085	NE	-	-	-	-	-
09/02/2019	C17085	NB	1	393.95B - No spare fuses as required	2	No	
06/29/2019	C17085	NE	-	-	-	-	-
07/30/2018	C17085	NE	-	-	-	-	-
11/15/2017	C17085	NE	-	-	-	-	-
09/29/2017	C17085	OK	-	-	-	-	-

**TRAILER Inspections Section**

VIN: 1FUJGLDR1JLHX2545		Unit: Truck Tractor		Year: 2018	Make: FREIGHTLINER		
DOT No: 3612405		Docket No: MC1230924		Name: MSC TRANSPORT INC		Interstate: Yes	



Date	Unit License	Unit Lic State	Violation Unit	Violation Description	Severity	OOS	Citation
09/11/2022	YP16612	CA	D	395.3A2PROP - Driving beyond 14 hour duty period (Property carrying vehicle)	7	No	
08/12/2022	YP16612	CA	1	392.2AU - State Operating Authority Violation	0	No	VERBAL
08/12/2022	YP16612	CA	1	396.3A1B - Brakes (general)	4	No	VERBAL
08/12/2022	YP16612	CA	1	396.9D2 - Failure to correct defects noted on inspection report	4	No	VERBAL
06/16/2022	YP16612	CA	1	393.43 - No/improper breakaway or emergency braking	4	No	
06/16/2022	YP16612	CA	1	392.2AU - State Operating Authority Violation	0	No	
06/16/2022	YP16612	CA	1	393.60C - Damaged or discolored windshield	1	No	
06/01/2021	YP16612	CA	-	-	-	-	-

**DOT No: 925129      Docket No: MC399148      Name: NORTON TRANSPORT INC      Interstate: Yes**

Date	Unit License	Unit Lic State	Violation Unit	Violation Description	Severity	OOS	Citation
04/29/2021	XKE604	GA	-	-	-	-	-

**DOT No: 73705      Docket No: MC126118      Name: CRETE CARRIER CORPORATION      Interstate: Yes**

Date	Unit License	Unit Lic State	Violation Unit	Violation Description	Severity	OOS	Citation
08/06/2020	C17085	NE	-	-	-	-	-
09/02/2019	C17085	NB	1	393.95B - No spare fuses as required	2	No	
06/29/2019	C17085	NE	-	-	-	-	-
07/30/2018	C17085	NE	-	-	-	-	-
11/15/2017	C17085	NE	-	-	-	-	-
09/29/2017	C17085	OK	-	-	-	-	-

Year-Month	Number of Inspections	Number of Power Units	Total Violations	Total OOS Inspections	Total Severity Points	Number of Crashes
2022-09	1	1	1	0	7	0
2022-08	1	1	4	0	10	0
2022-06	1	1	3	0	5	0

Note: The most recent month's counts may not include all the inspections for that month.

**VIN Inspection Violation Details ToC**

# of VINs: 4 # of Insp: 6 Severity Weight: 44 Avg. Weight/VIN: 7.3 (based on inspections in the last 4 years, showing top 50 VINs inspected most recently)

VIN 1FUJGLDR1JLHX2545		# of Inspections: 3		Total Severity: 22		Percentage of Total: 50.00%		Avg. Weight Per Inspection: 7.3	
Inspection Date	Inspection ID	Inspection State	Location Description	Total Severity	# of Violations	Shipper Name	Inspection Level	Post Accident	Out of Service
09/11/2022	76590531	CA	CASTAIC IF	7	1		3	No	No
BASIC		Unit Type		Severity		Description		Out of Service	
Hours-Of-Service Compliance		Truck Tractor		7		395.3A2PROP:Driving beyond 14 hour duty period (Property carry		No	
Inspection Date	Inspection ID	Inspection State	Location Description	Total Severity	# of Violations	Shipper Name	Inspection Level	Post Accident	Out of Service
08/12/2022	76324655	CA	GRAPEVINE IF	10	4	CRATE & BARREL	1	No	No
BASIC		Unit Type		Severity		Description		Out of Service	
Vehicle Maintenance		Truck Tractor		4		396.3A1B:Brakes (general)		No	
Vehicle Maintenance		Truck Tractor		4		396.9D2:Failure to correct defects noted on inspection rep		No	
Vehicle Maintenance		Truck Tractor		2		393.9:Inoperative required lamps		No	
		Truck Tractor		0		392.2AU:State Operating Authority Violation		No	
Inspection Date	Inspection ID	Inspection State	Location Description	Total Severity	# of Violations	Shipper Name	Inspection Level	Post Accident	Out of Service
06/16/2022	75848634	CA	GRANT LINE RD E/OF CHABOT CT	5	3		2	No	No
BASIC		Unit Type		Severity		Description		Out of Service	
Vehicle Maintenance		Truck Tractor		4		393.43:No/improper breakaway or emergency braking		No	
Vehicle Maintenance		Truck Tractor		1		393.60C:Damaged or discolored windshield		No	
		Truck Tractor		0		392.2AU:State Operating Authority Violation		No	



VIN 3H3V532KXPS059263		# of Inspections: 1		Total Severity: 7		Percentage of Total: 15.91%		Avg. Weight Per Inspection: 7.0	
Inspection Date	Inspection ID	Inspection State	Location Description	Total Severity	# of Violations	Shipper Name	Inspection Level	Post Accident	Out of Service
09/11/2022	76590531	CA	CASTAIC IF	7	1		3	No	No
<b>BASIC</b>		<b>Unit Type</b>		<b>Severity</b>		<b>Description</b>		<b>Out of Service</b>	
Hours-Of-Serivce Compliance		Semi Trailer		7		395.3A2PROP:Driving beyond 14 hour duty period (Property carry		No	
VIN 1JJV532D5JL061862		# of Inspections: 1		Total Severity: 10		Percentage of Total: 22.73%		Avg. Weight Per Inspection: 10.0	
Inspection Date	Inspection ID	Inspection State	Location Description	Total Severity	# of Violations	Shipper Name	Inspection Level	Post Accident	Out of Service
08/12/2022	76324655	CA	GRAPEVINE IF	10	3	CRATE & BARREL	1	No	No
<b>BASIC</b>		<b>Unit Type</b>		<b>Severity</b>		<b>Description</b>		<b>Out of Service</b>	
Vehicle Maintenance		Semi Trailer		4		396.3A1B:Brakes (general)		No	
Vehicle Maintenance		Semi Trailer		4		396.9D2:Failure to correct defects noted on inspection rep		No	
Vehicle Maintenance		Semi Trailer		2		393.9:Inoperative required lamps		No	
VIN 3H3V532K3PS020076		# of Inspections: 1		Total Severity: 5		Percentage of Total: 11.36%		Avg. Weight Per Inspection: 5.0	
Inspection Date	Inspection ID	Inspection State	Location Description	Total Severity	# of Violations	Shipper Name	Inspection Level	Post Accident	Out of Service
06/16/2022	75848634	CA	GRANT LINE RD E/OF CHABOT CT	5	2		2	No	No
<b>BASIC</b>		<b>Unit Type</b>		<b>Severity</b>		<b>Description</b>		<b>Out of Service</b>	
Vehicle Maintenance		Semi Trailer		4		393.43:No/improper breakaway or emergency braking		No	
Vehicle Maintenance		Semi Trailer		1		393.60C:Damaged or discolored windshield		No	

Inspection History ToC						
Inspection Date	Report Number	Report State	PU VIN	TR VIN	Severity Weight	Time Weight
09/11/2022	NDTI004180	CA	1FUJGLDR1JLHX2545 - Truck Tractor	3H3V532KXPS059263 - Semi Trailer		0
Power Unit Violation - Hours-Of-Service (HOS) Compliance Violation: 395.3A2PROP - Driving beyond 14 hour duty period (Property carrying vehicle)					7	
08/12/2022	NE7S001202	CA	1FUJGLDR1JLHX2545 - Truck Tractor	1JJV532D5JL061862 - Semi Trailer		0
Trailer Violation - Vehicle Maintenance Violation: 393.9 - Inoperative required lamps					2	
Power Unit Violation - Vehicle Maintenance Violation: 396.3A1B - Brakes (general)					4	
Power Unit Violation - Vehicle Maintenance Violation: 396.9D2 - Failure to correct defects noted on inspection report					4	
Power Unit Violation - State/Local Laws Violation: 392.2AU - State Operating Authority Violation					0	
06/16/2022	UE99002147	CA	1FUJGLDR1JLHX2545 - Truck Tractor	3H3V532K3PS020076 - Semi Trailer		0
Power Unit Violation - Vehicle Maintenance Violation: 393.60C - Damaged or discolored windshield					1	
Power Unit Violation - State/Local Laws Violation: 392.2AU - State Operating Authority Violation					0	
Power Unit Violation - Vehicle Maintenance Violation: 393.43 - No/improper breakaway or emergency braking					4	
06/01/2021	3066L48BDD	NM	1FUJGLDR1JLHX2545 - Truck Tractor	1GRAA0622EK236838 - Semi Trailer		0

Only the first 20 inspections are shown. See the live report for more data.

No data for Crash Hot Spots

Equipment and Driver Details ToC						
MCS-150 Date	Equipment (Owned/Leased/Trip)			Driver Details		
	Tractors	Straight Trucks	Trailers	CDL's	Interstate	Intrastate
10/09/2024	1/0/0	0/0/0	0/0/1	1	1	0
11/03/2023	1/0/0	0/0/0	0/0/1	1	1	0
04/28/2023	1/0/0	0/0/0	0/0/1	1	1	0
09/30/2022	1/0/0	0/0/0	0/0/1	2	2	0
07/07/2022	1/0/0	0/0/0	0/0/0	1	1	0
04/14/2021	1/0/0	0/0/0	0/0/0	1	1	0



Chameleon Type 1 - Chameleon issues highlighted in <b>RED</b> ToC										
DOT	Legal Name	MCS-150 Date	Physical Address	Mailing Address	Company Rep 1	Company Rep 2	Phone	Fax	Cell Phone	Email
3722367	EVERGREEN TRUCKLINE INC	03/25/2026	411 LONGMEADOW RD APT # C, AMHERST, NY, 14226	411 LONGMEADOW RD APT # C, AMHERST, NY, 14226	SIMRANJIT SINGH		(209)-799-0707			EGTRUCKLINE@GMAIL.COM
3603482	BROTHERS TRANS CARGO LLC	03/13/2026	2264 N MARKS AVE APT 249, FRESNO, CA, 93722	3798 W HARVARD AVE, FRESNO, CA, 93722	SIMRANJIT SINGH		(646)-683-6899		(646)-683-6899	BROTHERSTRANSCARGO@GMAIL.COM
3502383	HB TRUCKING LLC	03/06/2026	23709 134TH P1 SE, KENT, WA, 98042	23709 134TH P1 SE, KENT, WA, 98042	SIMRANJIT SINGH		(206)-434-2110			baplas@yahoo.com
4538930	IMMORTAL MOBILE TRUCK & TRAILER REPAIR	02/26/2026	4633 ZOE AVE, KEYES, CA, 95328	4633 ZOE AVE, KEYES, CA, 95328	SIMRANJIT SINGH	MANVIR SINGH	(209)-355-5249		(209)-355-5249	IMMORTALREPAIR209@GMAIL.COM
4172082	KARMA TRANZ INC	02/21/2026	409 S WAVERLY LN APT H, FRESNO, CA, 93727	409 S WAVERLY LN APT H, FRESNO, CA, 93727	SIMRANJIT SINGH		(559)-493-0220			KARMATRANZINC@GMAIL.COM
3566012	ROYAL FREIGHT LINES INC	02/20/2026	7016 BREEZY COVE WAY, STOCKTON, CA, 95219	5347 CORISON WAY, FONTANA, CA, 92336	SIMRANJIT SINGH		(909)-775-7020		(909)-734-4155	royalfreightline@gmail.com
4390514	14420161 CANADA INC	01/27/2026	550 RUE ASSELIN, LES CEDRES, QC, J7T 1H4	550 RUE ASSELIN, LES CEDRES, QC, J7T 1H4	SIMRANJIT SINGH	LD	(514)-746-0674		(438)-449-0305	SIMRANPABLA1991@GMAIL.COM
4503899	UDAI EXPRESS INC	01/23/2026	1212 W CENTER ST APT 71, MANTECA, CA, 95337	1212 W CENTER ST APT 71, MANTECA, CA, 95337-4218	SIMRANJIT SINGH		(661)-561-7757		(661)-561-7757	UDAIEXPRESS@GMAIL.COM
4372395	BLACK HORSE ROADLINE INC	01/12/2026	4734 SOPHIA CT, KEYES, CA, 95328	4734 SOPHIA CT, KEYES, CA, 95328-9809	SIMRANJIT SINGH		(209)-985-9594			BLACKHORSEINC25@GMAIL.COM
3692671	EAGLE EYES TRANSPORT INC	12/30/2025	8051 BORLAND DR, INDIANAPOLIS, IN, 46237	8051 BORLAND DR, INDIANAPOLIS, IN, 46237	SIMRANJIT SINGH		(530)-682-6558		(530)-682-6558	EAGLEEYESTRANSPORT530@GMAIL.COM
1518349	VIRK EXPRESS INC	03/11/2026	70 OPUS CIR, SACRAMENTO, CA, 95834	70 OPUS CIR, SACRAMENTO, CA, 95834	SUKHPAL SINGH VIRK	SIMRANJIT SINGH	(916)-706-8030		(916)-333-8289	VEXPRESSINC916@GMAIL.COM
3181036	WOLF PACK LOGISTICS LLC	01/23/2021	10321 SE 192ND STREET, RENTON, WA, 98055	10321 SE 192ND STREET, RENTON, WA, 98055	GURPREET MAROK	SIMRANJIT SINGH				alphawolfpacklogistics@gmail.com
2002921	AMSTAR LOGISTICS INC	11/18/2020	6984 CENTER STREET, HIGHLAND, CA, 92346	11251 SIERRA AVE #2E-736, FONTANA, CA, 92337	RISHI PURI	SIMRANJIT SINGH	(951)-205-7305	(760)-462-4500	(951)-205-7305	SAFETY@QUANTUMFREIGHT.COM
2900733	AJ SINGH LLC	08/02/2018	16565 W SHERMAN ST, GOODYEAR, AZ, 85338	17616 W LILAC ST, GOODYEAR, AZ, 85338	SIMRAJIT	SIMRANJIT SINGH	(602)-465-4023		(602)-367-9006	MJTRANSAZ@GMAIL.COM

Chameleon Type 2 ToC							
VIN	Unit Type	Inspection Date	DOT No	Company Name	City	State	