



Table of Contents

1. Overview	2. BASIC Scores History
3. BASIC Measures	4. KPI: BASIC Measures by Cargo Group
5. Estimated ISS Score	6. Investigation Results
7. Penalties History	8. Acute Critical Violations
9. Red Flag Violation Details	10. DOT Registration Information
11. DOT MCS-150 History	12. Crash Summary
13. Inspection Summary	14. KPI: Inspection Viol OOS Rates by Cargo Group
15. FHWA Registration Information	16. FHWA Insurance Information
17. FHWA Authorities	18. Severe Violations
19. Violation Report	20. Violation Summary
21. Violation Enforcement Chronology	22. Inspection Violations & OOS Counts
23. Radius Of Operation	24. Inspection & Crash Locations
25. Cargo Hot Spots	26. Inspection Violations & OOS Chronology
27. Percent of Insp & Crash by State	28. VIN Insp Summary by State
29. Violations By Unit Type	30. Equipment Ownership
31. Equipment Details	32. Vehicle Age
33. States of Power Unit Registrations	34. Equipment Acquisitions
35. Driver Details	36. Shared VIN Summary
37. Shipper Table	38. Safety Summary
39. Safety Details	40. Crash Detail Color Coded
41. Inspections with Shared Equipment	42. Inspection Tabular Details
43. Inspection Summary By Month	44. VIN Inspection Violation Details
45. Inspection History	



Business Address

3505 N MCCAFFREY AVE
FRESNO, CA
93722

Contact Info

(209)-675-1488

KULJINDERKANG1997@GMAIL.COM

FHWA Address

3505 N MCCAFFREY AVE
FRESNO, CA, 93722
Phone: (209)-675-1488

Mailing Address

3505 N MCCAFFREY AVE
FRESNO, CA
93722

Overview ToC

Operating Status: AUTHORIZED FOR Property
2 other companies viewed this DOT in the past two months
Crash/PU ratio: 0.0%
Clean Inspection ratio: 0.0%

Estimated BASIC Scores (as of 12/27/2024)

	Unsafe Driving	Hours of Service	Driver Fitness	Controlled Sub. and Alcohol	Vehicle Maintenance	HM Compliance	Crash
Relative Scores	0% ○	0% ⬆	0% ○	0% ○	0% ⬇	0% ○	0% ○
Alert Status	No	No	No	No	No	No	No



Estimated Inspection Selection System (ISS) Score: 74
Category: Optional Inspect

* The Estimated ISS score is based on Insufficient Data Algorithm *

BASIC Scores History - Unsafe Driving ToC

There are no Scores for this BASIC




BASIC Scores History - Hours of Service ToC

Alert - Above Threshold

**Alert - Compliance Review
Viol. in Past 12 Mo.**

Within 10 pts of Threshold

Below Threshold



BASIC Scores History - Driver Fitness ToC

There are no Scores for this BASIC

BASIC Scores History - Controlled Substance ToC

There are no Scores for this BASIC

BASIC Scores History - Vehicle Maintenance ToC

There are no Scores for this BASIC

BASIC Scores History - Crash ToC

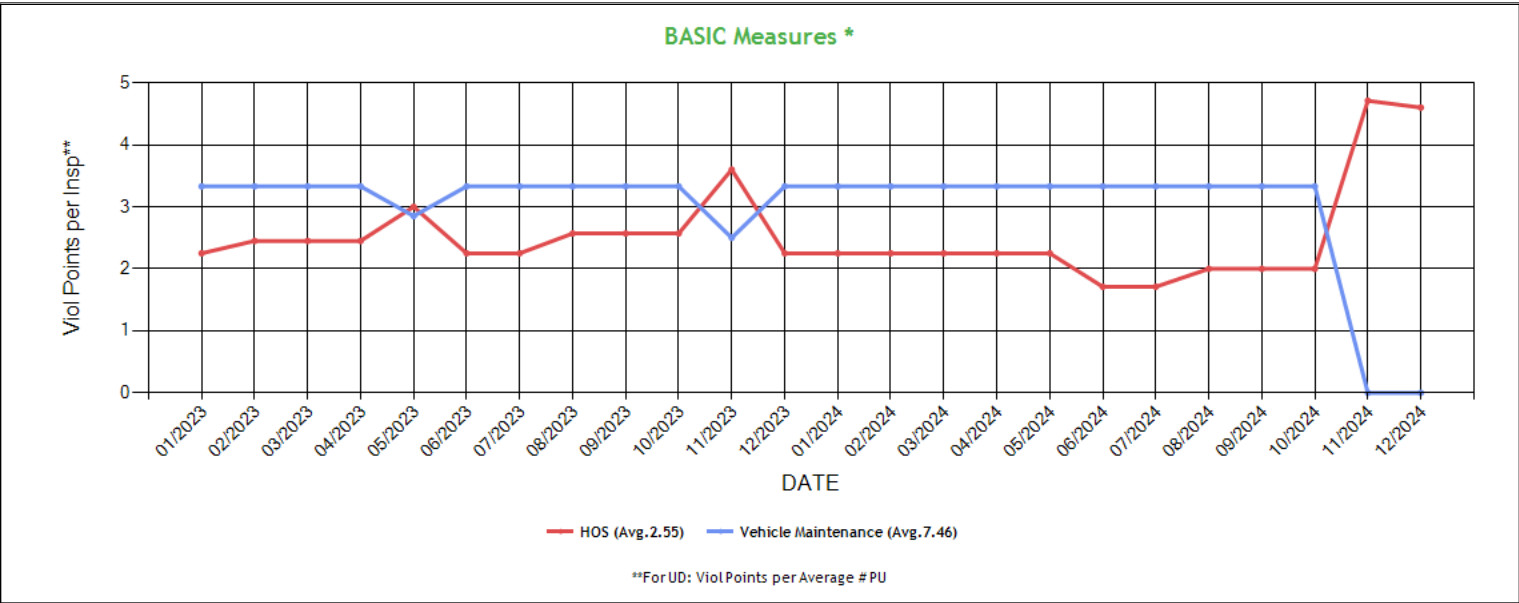
There are no Scores for this BASIC

BASIC Scores History - Hazmat ToC

There are no Scores for this BASIC



BASIC Measures: Violation Points per Inspection Trends **ToC**



* BASIC Measures are the absolute SMS scores that are compared within each Safety Event Group to determine the BASIC Score percentiles. Averages based on fleets with 1-5 power units.



BASIC Measures * - Table ToC

UD-Unsafe Driving, HOS-Hours of Service, DF-Driver Fitness, CS-Controlled Substances, VM-Vehicle Maintenance

Date	UD Measure	UD AC	UD with Viol	HOS Measure	HOS AC	HOS with Viol	DF Measure	DF AC	DF with Viol	CS Measure	CS AC	CS with Viol	VM Measure	VM AC	VM with Viol
12/2024	0.00	N	0	4.60	N	2	0.00	N	0	0.00	N	0	0.00	N	0
11/2024	0.00	N	0	4.71	N	3	0.00	N	0	0.00	N	0	0.00	N	0
10/2024	0.00	N	0	2.00	N	2	0.00	N	0	0.00	N	0	3.33	N	1
09/2024	0.00	N	0	2.00	N	2	0.00	N	0	0.00	N	0	3.33	N	1
08/2024	0.00	N	0	2.00	N	2	0.00	N	0	0.00	N	0	3.33	N	1
07/2024	0.00	N	0	1.71	N	2	0.00	N	0	0.00	N	0	3.33	N	1
06/2024	0.00	N	0	1.71	N	2	0.00	N	0	0.00	N	0	3.33	N	1
05/2024	0.00	N	0	2.25	N	1	0.00	N	0	0.00	N	0	3.33	N	1
04/2024	0.00	N	0	2.25	N	1	0.00	N	0	0.00	N	0	3.33	N	1
03/2024	0.00	N	0	2.25	N	1	0.00	N	0	0.00	N	0	3.33	N	1
02/2024	0.00	N	0	2.25	N	1	0.00	N	0	0.00	N	0	3.33	N	1
01/2024	0.00	N	0	2.25	N	1	0.00	N	0	0.00	N	0	3.33	N	1
12/2023	0.00	N	0	2.25	N	1	0.00	N	0	0.00	N	0	3.33	N	1
11/2023	0.00	N	0	3.60	N	1	0.00	N	0	0.00	N	0	2.50	N	1
10/2023	0.00	N	0	2.57	N	1	0.00	N	0	0.00	N	0	3.33	N	1
09/2023	0.00	N	0	2.57	N	1	0.00	N	0	0.00	N	0	3.33	N	1
08/2023	0.00	N	0	2.57	N	1	0.00	N	0	0.00	N	0	3.33	N	1
07/2023	0.00	N	0	2.25	N	1	0.00	N	0	0.00	N	0	3.33	N	1
06/2023	0.00	N	0	2.25	N	1	0.00	N	0	0.00	N	0	3.33	N	1
05/2023	0.00	N	0	3.00	N	1	0.00	N	0	0.00	N	0	2.85	N	1
04/2023	0.00	N	0	2.45	N	1	0.00	N	0	0.00	N	0	3.33	N	1
03/2023	0.00	N	0	2.45	N	1	0.00	N	0	0.00	N	0	3.33	N	1
02/2023	0.00	N	0	2.45	N	1	0.00	N	0	0.00	N	0	3.33	N	1
01/2023	0.00	N	0	2.25	N	1	0.00	N	0	0.00	N	0	3.33	N	1
12/2022	0.00	N	0	2.25	N	1	0.00	N	0	0.00	N	0	3.33	N	1
11/2022	0.00	N	0	0.00	N	0	0.00	N	0	0.00	N	0	0.00	N	0
10/2022	0.00	N	0	0.00	N	0	0.00	N	0	0.00	N	0	0.00	N	0
09/2022	0.00	N	0	0.00	N	0	0.00	N	0	0.00	N	0	0.00	N	0
08/2022	0.00	N	0	0.00	N	0	0.00	N	0	0.00	N	0	0.00	N	0
07/2022	0.00	N	0	0.00	N	0	0.00	N	0	0.00	N	0	0.00	N	0
06/2022	0.00	N	0	0.00	N	0	0.00	N	0	0.00	N	0	0.00	N	0
05/2022	0.00	N	0	0.00	N	0	0.00	N	0	0.00	N	0	0.00	N	0
04/2022	0.00	N	0	0.00	N	0	0.00	N	0	0.00	N	0	0.00	N	0
03/2022	0.00	N	0	0.00	N	0	0.00	N	0	0.00	N	0	0.00	N	0
02/2022	0.00	N	0	0.00	N	0	0.00	N	0	0.00	N	0	0.00	N	0
01/2022	0.00	N	0	0.00	N	0	0.00	N	0	0.00	N	0	0.00	N	0
12/2021	0.00	N	0	0.00	N	0	0.00	N	0	0.00	N	0	0.00	N	0
11/2021	0.00	N	0	0.00	N	0	0.00	N	0	0.00	N	0	0.00	N	0
10/2021	0.00	N	0	0.00	N	0	0.00	N	0	0.00	N	0	0.00	N	0
09/2021	0.00	N	0	0.00	N	0	0.00	N	0	0.00	N	0	0.00	N	0
08/2021	0.00	N	0	0.00	N	0	0.00	N	0	0.00	N	0	0.00	N	0
07/2021	0.00	N	0	0.00	N	0	0.00	N	0	0.00	N	0	0.00	N	0
06/2021	0.00	N	0	0.00	N	0	0.00	N	0	0.00	N	0	0.00	N	0
05/2021	0.00	N	0	0.00	N	0	0.00	N	0	0.00	N	0	0.00	N	0
04/2021	0.00	N	0	0.00	N	0	0.00	N	0	0.00	N	0	0.00	N	0

* BASIC Measures are the absolute SMS scores that are compared within each Safety Event Group to determine the BASIC Score percentiles.



KPI: BASIC Measures by Fleet Size and Cargo Group ToC														
Fleet Size: 1-5 PUs														
	Unsafe Driving		Hours of Service		Driver Fitness		Controlled Substance		Vehicle Maintenance		HM Compliance		Crash	
Cargo Group (Companies)	Avg.	Comp. to Avg.	Avg.	Comp. to Avg.	Avg.	Comp. to Avg.	Avg.	Comp. to Avg.	Avg.	Comp. to Avg.	Avg.	Comp. to Avg.	Avg.	Comp. to Avg.
General Freight (487017)	0.79	Better	0.23	Worse	0.20	Better	0.02	Better	1.90	Better	0.01	Better	0.06	Better
CALI BRO TRANSPORT INC	0.00		4.60		0.00		0.00		0.00		0.00		0.00	

Estimated ISS Score: 74 Optional Inspection ToC About the Inspection Selection System
--



Estimated ISS Score History - Table ToC

Date	Estimated ISS Score	Recommendation	Algorithm
12/27/2024	74	Optional Inspect	Insufficient Data Algorithm
11/29/2024	78	Inspect	Safety Algorithm
10/25/2024	2	Pass	Safety Algorithm
09/27/2024	2	Pass	Safety Algorithm
08/30/2024	2	Pass	Safety Algorithm
07/26/2024	2	Pass	Safety Algorithm
06/28/2024	2	Pass	Safety Algorithm
05/31/2024	2	Pass	Safety Algorithm
04/26/2024	2	Pass	Safety Algorithm
03/29/2024	2	Pass	Safety Algorithm
02/23/2024	2	Pass	Safety Algorithm
01/26/2024	2	Pass	Safety Algorithm
12/29/2023	2	Pass	Safety Algorithm
11/24/2023	3	Pass	Safety Algorithm
10/27/2023	3	Pass	Safety Algorithm
09/29/2023	3	Pass	Safety Algorithm
08/25/2023	2	Pass	Safety Algorithm
07/28/2023	2	Pass	Safety Algorithm
06/30/2023	3	Pass	Safety Algorithm
05/26/2023	3	Pass	Safety Algorithm
04/28/2023	3	Pass	Safety Algorithm
03/31/2023	2	Pass	Safety Algorithm
02/24/2023	3	Pass	Safety Algorithm
01/27/2023	3	Pass	Safety Algorithm
12/30/2022	3	Pass	Safety Algorithm
11/25/2022	66	Optional Inspect	Insufficient Data Algorithm
10/28/2022	66	Optional Inspect	Insufficient Data Algorithm
09/30/2022	66	Optional Inspect	Insufficient Data Algorithm
08/26/2022	66	Optional Inspect	Insufficient Data Algorithm
07/29/2022	63	Optional Inspect	Insufficient Data Algorithm
06/24/2022	63	Optional Inspect	Insufficient Data Algorithm
05/27/2022	63	Optional Inspect	Insufficient Data Algorithm
04/29/2022	63	Optional Inspect	Insufficient Data Algorithm
03/25/2022	63	Optional Inspect	Insufficient Data Algorithm
02/25/2022	63	Optional Inspect	Insufficient Data Algorithm
01/28/2022	63	Optional Inspect	Insufficient Data Algorithm
12/31/2021	63	Optional Inspect	Insufficient Data Algorithm
11/26/2021	63	Optional Inspect	Insufficient Data Algorithm
10/29/2021	63	Optional Inspect	Insufficient Data Algorithm
09/24/2021	63	Optional Inspect	Insufficient Data Algorithm
08/27/2021	63	Optional Inspect	Insufficient Data Algorithm
07/30/2021	63	Optional Inspect	Insufficient Data Algorithm
06/25/2021	63	Optional Inspect	Insufficient Data Algorithm
05/28/2021	63	Optional Inspect	Insufficient Data Algorithm
04/30/2021	66	Optional Inspect	Insufficient Data Algorithm

Investigation Results ToC

No Investigations reported on FMCSA website

Penalties History ToC

There is a problem with the Penalties data on FMCSA website.



Acute Critical Violations (Based on Investigations as per CSA Methodology Appendix A) **ToC**

No Data

No red flag violations in the last 24 months

DOT Registration Information: The following information on this specific DOT # is from the Federal DOT (as of Operating Authority)

DOT Registration: 04/20/2021		Total Power Units: 1		Total Trucks: 1		Total Trailers: 0		Total Passenger Vehicles: 0	
Status	Entity Type	Organization Type	Nation	Total Cars		Drivers / CDL Drivers			
A	C	-	US	0		2 / 2			
MCS-150 Date	Op Codes	Shipper Op Codes	Shipper HazMat Op Codes	Latest Review Type		Latest Review Document Number(Date)			
01/02/2024	A					- (01/01/1900)			
MCS-150 Mileage (Year)	Record Update Date	Transports Hazmats	DOT Census Date	Recordable Accident Rate		Preventable Accident Rate			
158,684 (2023)	01/02/2024	N	04/20/2021	0%		0%			
MCS-151 Mileage	Safety Rating (Date)	SEA Accident	SEA Driver	SEA Vehicle		SEA Management			
0	None (None)	0%	0%	0%		0%			
Classification Codes		Cargo Carried (per MCS-150)							
Authorized-For-Hire		General Freight							

DOT MCS-150 History ToC			(as of 01/09/2023 DOT census)						
Census Date	MCS-150 Date	MCS-150 Mileage	VMT Year	Power Units	Drivers	Trailers	Company Rep1	Company Rep2	Email
1/9/2023	1/3/2023	91042	2022	1	2	1	KULJINDER SINGH KANG		KULJINDERKANG1997@GMAIL.COM
2/9/2022	1/27/2022	1000	2021	1	1	1	KULJINDER SINGH KANG		KULJINDERKANG1997@GMAIL.COM
11/9/2021	10/25/2021	1000	2020	1	1	1	KULJINDER SINGH KANG		KULJINDERKANG1997@GMAIL.COM
7/9/2021	6/22/2021	0		1	1	1	KULJINDER SINGH KANG		
5/9/2021	4/20/2021	0		1	1	1	KULJINDER SINGH KANG		KULJINDERKANG1997@GMAIL.COM

Crash Summary Chart **ToC**Crashes Summary - Chart (based on all available crash data)

No Data

Crashes Summary - Table		(based on all available crash data) ToC								
	TOTAL	Last 6 months	7-12 months	13-18 months	19-24 months	25-30 months	30-36 months	37-41 months	42-48 months	Over 49 months
Total Reportable	0	0	0	0	0	0	0	0	0	0
Fatalities	0	0	0	0	0	0	0	0	0	0
Injuries	0	0	0	0	0	0	0	0	0	0
Tow Away	0	0	0	0	0	0	0	0	0	0
With Citations	0	0	0	0	0	0	0	0	0	0
Federal Recordable	0	0	0	0	0	0	0	0	0	0
Preventable	0	0	0	0	0	0	0	0	0	0
Crash per Pwr Unit	-	0.0%	0.0%	0.0%	0.0%	0.0%	0.0%	0.0%	0.0%	-



Inspection Summary ToC

The following inspection information is based on results for 24 months prior to: 01/16/2025. Please note that the total inspections number is not necessarily the total of the vehicle, driver and hazmat inspections, as one inspection may have included any combination of the below inspections.

Overall	Vehicle	Driver	Hazmat
(Please note that the total inspections number is not necessarily the total of the vehicle, driver and hazmat inspections, as one inspection may have included any combination of the below inspections) Total Inspections: 2 Total Out of Service: 0 Out of Service: 0% National Average: 20.82% Difference: -20.82%	Total Inspections: 1 Total Out of Service: 0 Out of Service: 0.00% National Average: 24.68% Difference: -24.68%	Total Inspections: 2 Total Out of Service: 0 Out of Service: 0.00% National Average: 6.67% Difference: -6.67%	Total Inspections: 0 Total Out of Service: 0 Out of Service: 0.00% National Average: 2.97% Difference: -2.97%

KPI: Inspection Viol OOS Rates by Cargo Group ToC

Cargo Group	OVERALL		VEHICLE		DRIVER		HAZMAT	
	Average	Compared to Average	Average	Compared to Average	Average	Compared to Average	Average	Compared to Average
General Freight	28.74%	Better	24.98%	Better	12.59%	Better	0.22%	Better
CALI BRO TRANSPORT INC	0%		0%		0%		0%	

FHWA Registration Information: The following data on this Motor Carrier is from the Federal Hwy Administration (as of 10/18/2023)

Docket Number	DOT Number	Company Name	DBA Name	Address	City	State	Country	ZIP Code
MC1233645	3616301	CALI BRO TRANSPORT INC		3505 N MCCAFFREY AVE	FRESNO	CA	US	93722
Phone Number	Fax Number	Mail Address	Mail City	Mail State	Mail Contry	Mail ZIP Code	Mail Phone Number	Mail Fax Number
(209)-675-1488								
Date of Last Change	Freight	Passenger	Household Goods	Active Authority	Pending Authority	Revocation Pending Authority		
10/18/2023	Y	N	N	/ Common /	/	/		

Insurance Required (as of 04/30/2024) ToC

Docket Number	Insurance Type	Insurance Required	Insurance on File
MC1233645	BIPD	\$750k	\$750k
MC1233645	Cargo	No	No
MC1233645	Bond	No	No

Active / Pending Insurance (as of 04/30/2024)

Docket Number	Form	Type	Insurance Carrier	Policy/Surety	Coverage From	Coverage To	Required	On File	Effective Date	Cancel Date
MC1233645	91X	BIPD/Primary	UNITED FINANCIAL CASUALTY COMPANY	CA974190905	\$0k	\$750k	\$750k	\$750k	10/18/2023	-



Insurance History (as of 04/30/2024)

Docket Number	Form	Type	Insurance Carrier	Policy/Surety	Coverage From	Coverage To	Effective Date From	Effective Date To
MC1233645	91X	BIPD/Primary	INDEMNITY INSURANCE CO. OF NORTH AMERICA	MMT H25549090	\$0k	\$1000k	10/19/2021	11/12/2023 Cancelled
MC1233645	91X	BIPD/Primary	INDEMNITY INSURANCE CO. OF NORTH AMERICA	MMT H25549090	\$0k	\$1000k	10/19/2021	10/18/2023 Replaced
MC1233645	91X	BIPD/Primary	INDEMNITY INSURANCE CO. OF NORTH AMERICA	MMT H25549090	\$0k	\$1000k	10/19/2021	10/19/2021 Replaced

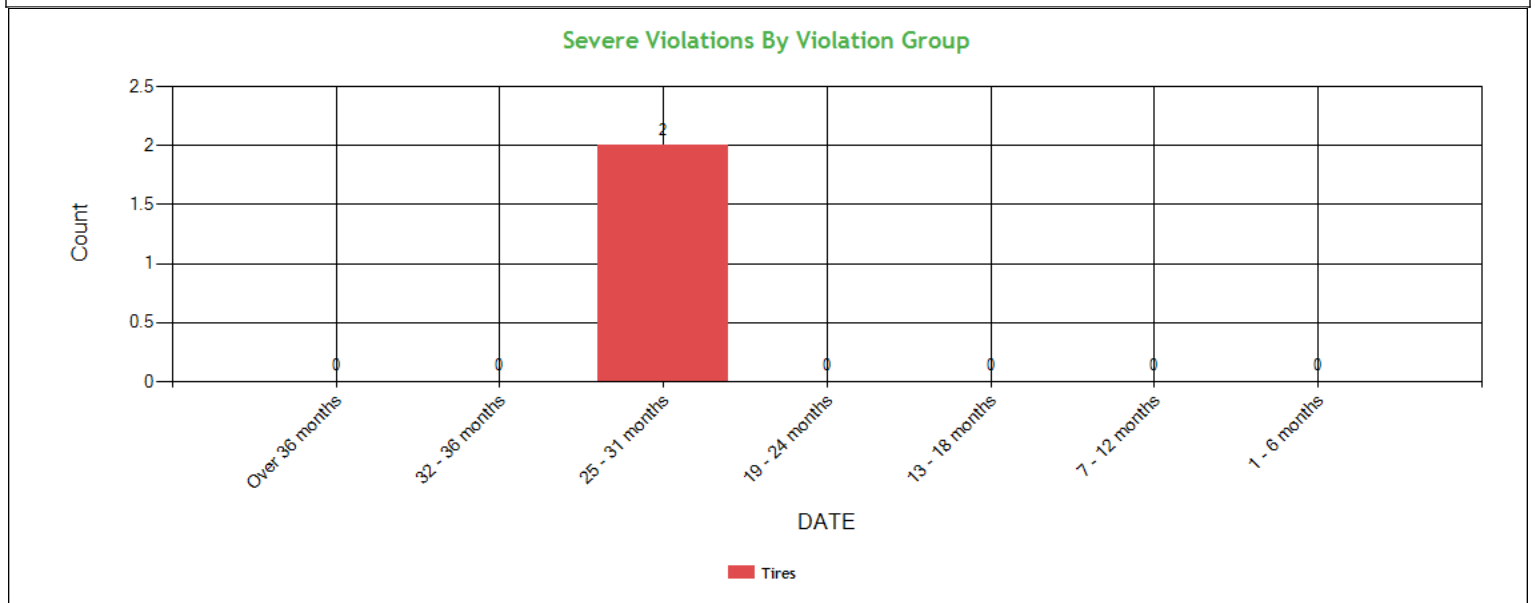
FHWA Authorities (as of 04/30/2024) ToC

Docket#	L&I Name	Active Authority	Inactive Authority	Pending Authority	Revocation Pending Authority	Freight	Passenger	Household Goods
MC1233645	CALI BRO TRANSPORT INC	Common /				Yes	No	No

Authority History (as of 04/30/2024)

Docket Number	Sub	Auth Type	Original Action	Disposition
MC1233645		COMMON	GRANTED 11/1/2021 12:00:00 AM	

Severe Violations (i.e. those with >= 8 points) - Chart : 1 Violations 1 occurrences ToC



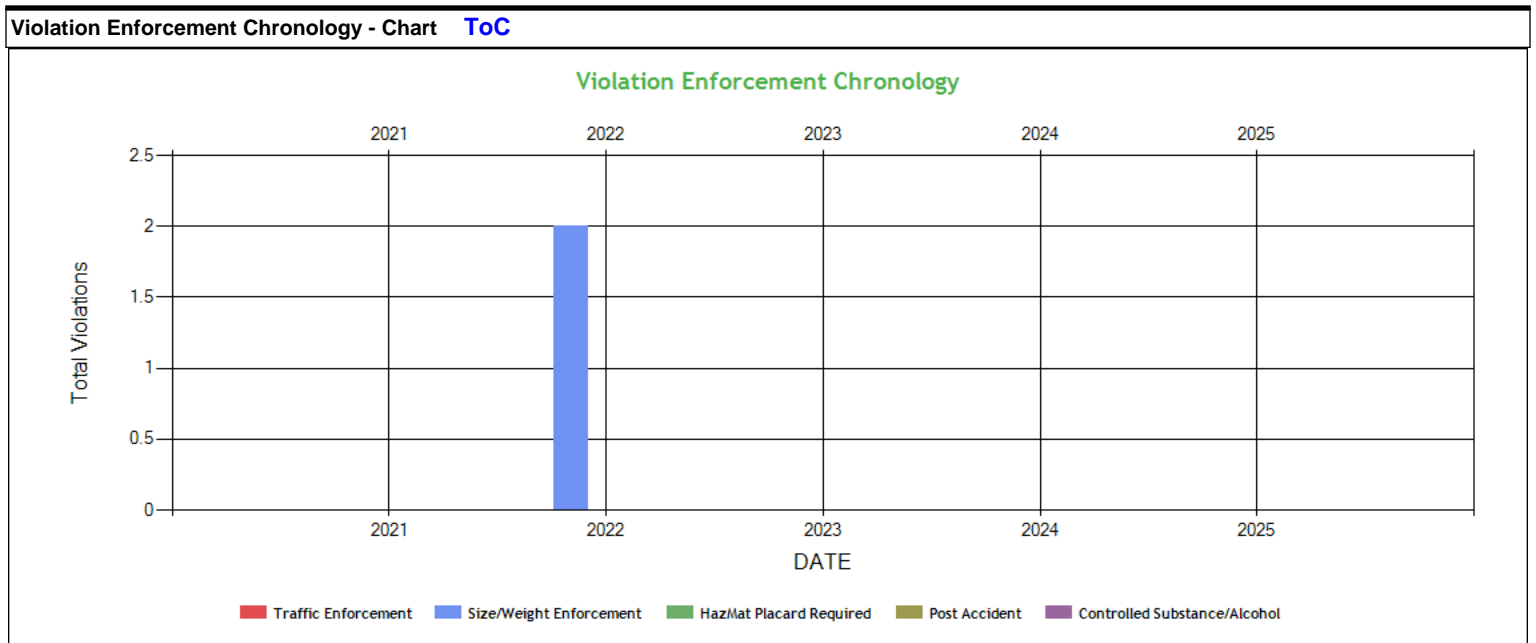
Severe Violations (i.e. those with >= 8 points) - Table : 1 Violations 2 occurrences ToC

Code	Description	Category	BASIC Weight	Total count	Last 6 months	7-12 months	13-18 months	19-24 months	25-31 months	32-36 months	Over 36 months
393.75A3	Tire -flat and/or audible air leak	Tires	8	2	0	0	0	0	2	0	0



Violation Report ToC						
Inspection Date	Inspection State	BASIC	Violation Description	OOS	VIN	Severity Points
10/31/2024	MS	Hours-Of-Service	395.8E - False report of drivers record of duty status	No	3AKJHHDR8NSNC3351	7
06/16/2024	AR	Hours-Of-Service	395.24 - HOS (ELD) - ELD FORM AND MANNER	No	3AKJHHDR8NSNC3351	1
12/12/2022	LA	Hours-Of-Service	395.8E - False report of drivers record of duty status	Yes	3AKJHHDR8NSNC3351	7
11/17/2022	CA	Vehicle Maintenance	393.75A3 - Tire -flat and/or audible air leak	Yes	1GR1P0622LT182124	8
No filters were applied when generating this report, see the live report for more options.						

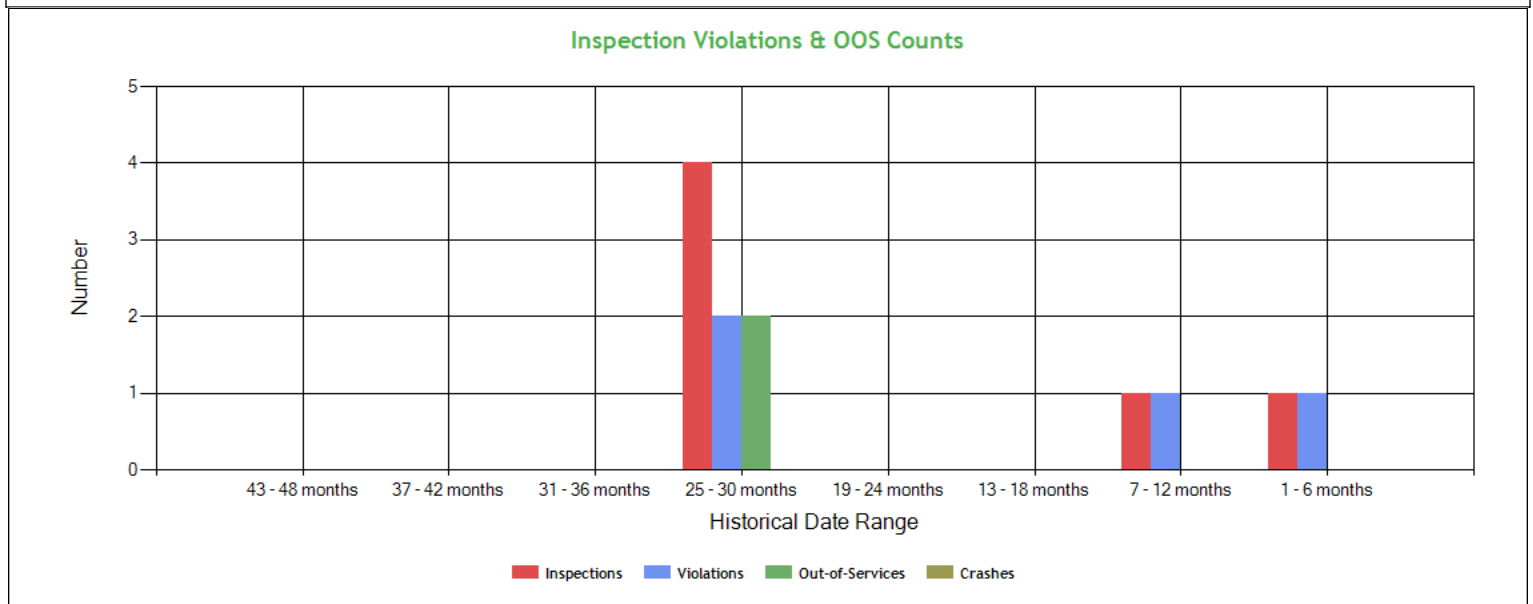
Violation Summary ToC						
BASIC	Violation Group	Code	Description	# of Violations	# of OOS Violations	Severity Points
Hours-Of-Service (HOS) Compliance	False Log	395.8E	False report of drivers record of duty status	1	0	7
Hours-Of-Service (HOS) Compliance	Other Log/Form & Manner	395.24	HOS (ELD) - ELD FORM AND MANNER	1	0	1
No filters were applied when generating this report, see the live report for more options.						



Violation Enforcement Chronology - Table ToC					
	2021	2022	2023	2024	2025
Traffic Enforcement	0	0	0	0	0
Size/Weight Enforcement	0	2	0	0	0
HazMat Placard Required	0	0	0	0	0
Post Accident	0	0	0	0	0
Controlled Substance/Alcohol	0	0	0	0	0



Inspection Violations & OOS Counts - Chart [ToC](#)



Inspection Violations & OOS Counts - Table [ToC](#)

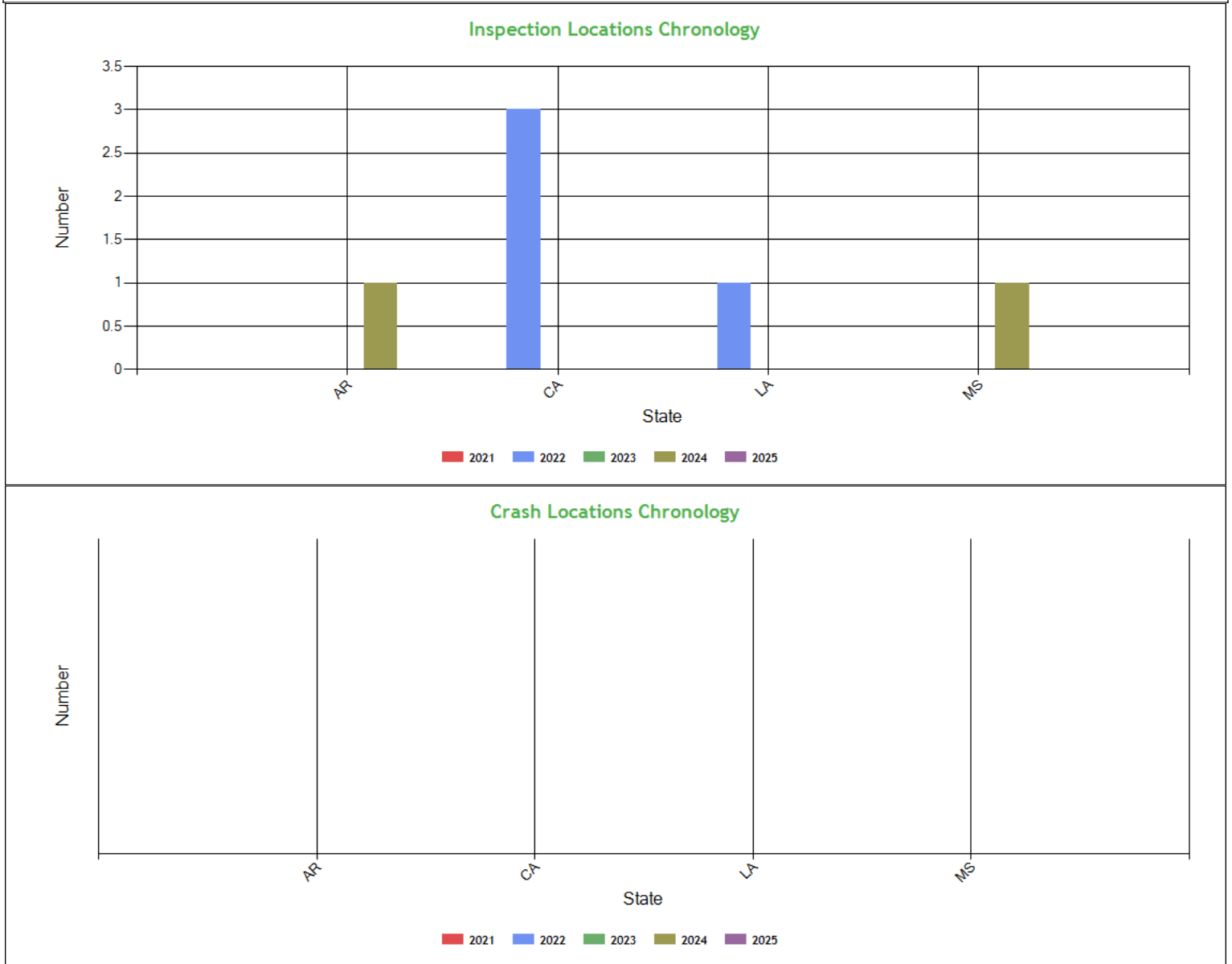
Date Range	Inspections	Violations	Out-of-Services	Crashes
TOTAL	6	4	2	0
1 - 6 months	1	1	0	0
7 - 12 months	1	1	0	0
13 - 18 months	0	0	0	0
19 - 24 months	0	0	0	0
25 - 30 months	4	2	2	0
31 - 36 months	0	0	0	0
37 - 42 months	0	0	0	0
43 - 48 months	0	0	0	0

Radius of Operation (based on Inspections and Crashes during the past 3 years) [ToC](#)

	Total	Drive between 0 and 50 miles radius	Drive between 51 and 200 miles radius	Drive between 201 and 300 miles radius	Drive between 301 and 400 miles radius	Drive between 401 and 500 miles radius	Drive between 501 and 600 miles radius	Drive beyond 600 miles radius
Power Units (i.e. unique VINs)	1	0	0	0	0	0	0	1
Percent	100%	0%	0%	0%	0%	0%	0%	100%



Inspection & Crash Locations - Chart [ToC](#)



Inspection & Crash Locations - Table [ToC](#)

State	Inspections					Violations					Out-of-Services					Crashes				
	2021	2022	2023	2024	2025	2021	2022	2023	2024	2025	2021	2022	2023	2024	2025	2021	2022	2023	2024	2025
TOTAL	0	4	0	2	0	0	2	0	2	0	0	2	0	0	0	0	0	0	0	0
AR	0	0	0	1	0	0	0	0	1	0	0	0	0	0	0	0	0	0	0	0
CA	0	3	0	0	0	0	1	0	0	0	0	1	0	0	0	0	0	0	0	0
LA	0	1	0	0	0	0	1	0	0	0	0	1	0	0	0	0	0	0	0	0
MS	0	0	0	1	0	0	0	0	1	0	0	0	0	0	0	0	0	0	0	0

Hot Spot Summary [ToC](#)

Year	Month	Level 5	Level 5 %	Level 4	Level 4 %	Level 3	Level 3 %	Level 2	Level 2 %	Level 1	Level 1 %	Level 0	Level 0 %	Levels 1 - 5	Levels 1 - 5 %
------	-------	---------	-----------	---------	-----------	---------	-----------	---------	-----------	---------	-----------	---------	-----------	--------------	----------------



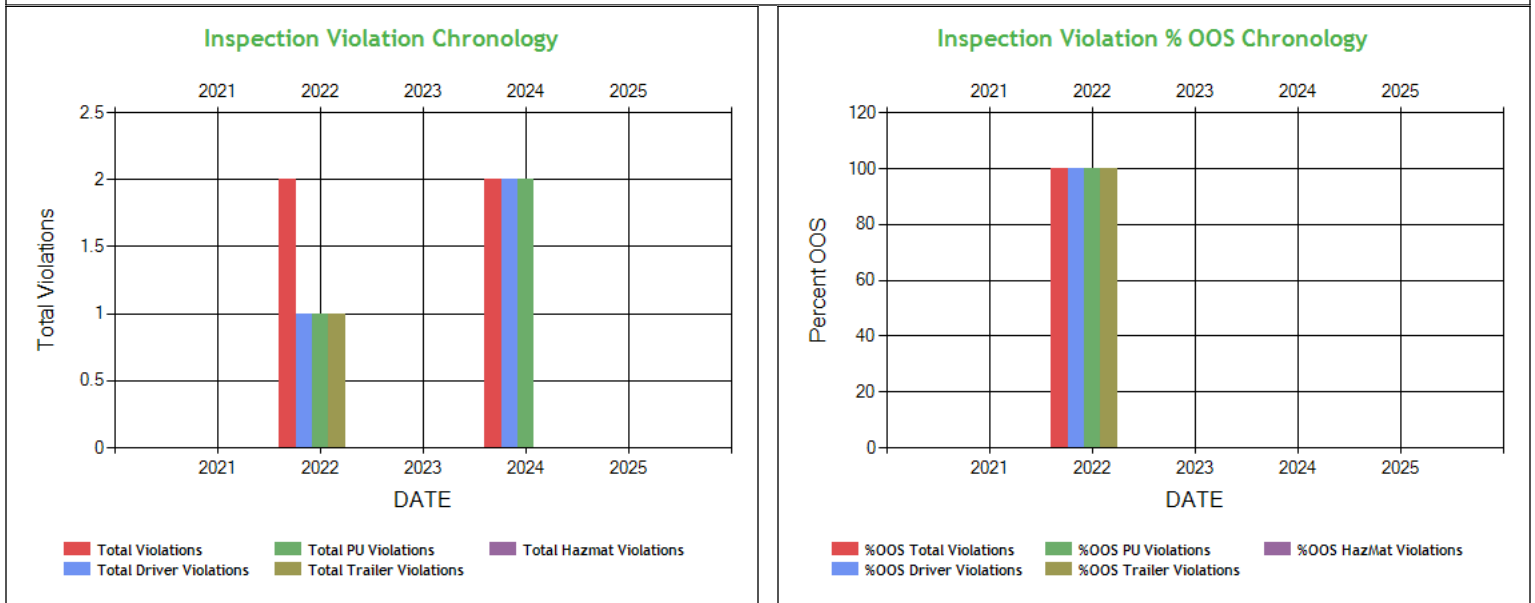
2024	October (Partial)	0	0.00%	0	0.00%	0	0.00%	1	50.00%	0	0.00%	0	0.00%	1	50.00%
2024	June	0	0.00%	0	0.00%	0	0.00%	0	0.00%	1	50.00%	0	0.00%	1	50.00%
Totals		0	0.00%	0	0.00%	0	0.00%	1	50.00%	1	50.00%	0	0.00%	2	100.00%

Hot Spot Analysis

State	County	Level	Count	Percentage
MS	Warren	2	1	50.00%
AR	Crawford	1	1	50.00%

Report generated using the last 12 full months of inspection data

Inspection Violation % OOS Chronology - Chart [ToC](#)

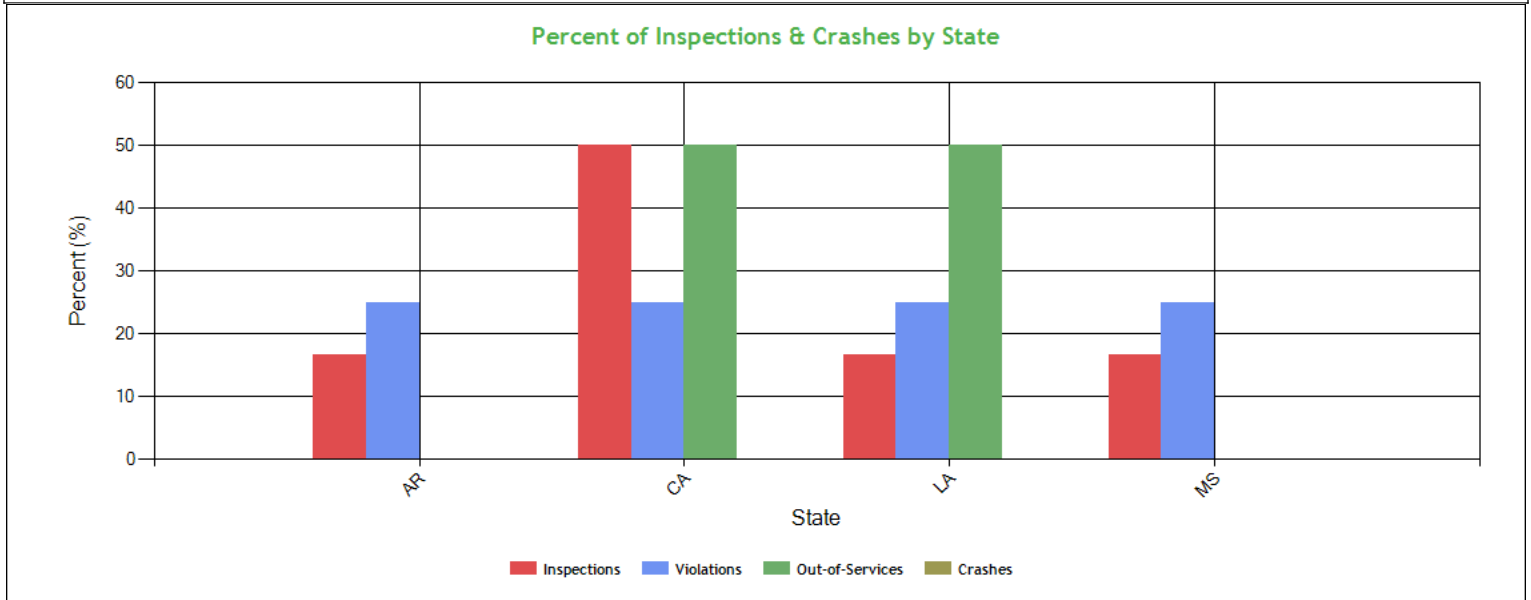


Inspection Violation % OOS Chronology - Table [ToC](#)

	2021	2022	2023	2024	2025
Total Violations	0	2	0	2	0
Total Out Of Services	0	2	0	0	0
%OOS Total Violations	0	100	0	0	0
Total Driver Violations	0	1	0	2	0
Total Driver Out Of Services	0	1	0	0	0
%OOS Driver Violations	0	100	0	0	0
Total PU Violations	0	1	0	2	0
Total PU Out Of Services	0	1	0	0	0
%OOS PU Violations	0	100	0	0	0
Total Trailer Violations	0	1	0	0	0
Total Trailer Out Of Services	0	1	0	0	0
%OOS Trailer Violations	0	100	0	0	0
Total Hazmat Violations	0	0	0	0	0
Total Hazmat Out Of Services	0	0	0	0	0
%OOS HazMat Violations	0	0	0	0	0



Percent of Insp & Crash by State - Chart ToC



Percent of Insp & Crash by State - Table (based on Inspection data from the last 4 years) ToC

State	Inspections		Violations		Out-of-Services		Crashes	
	Total	Percent	Total	Percent	Total	Percent	Total	Percent
	6	100	4	100	2	100	0	100
AR	1	16.7	1	25	0	0	0	0
CA	3	50	1	25	1	50	0	0
LA	1	16.7	1	25	1	50	0	0
MS	1	16.7	1	25	0	0	0	0

VIN Insp Summary by State (based on inspection from the last 2 years) ToC

VIN	Insp	Viol Pts	Counts in each State							
			CA		AR		LA		MS	
			Insp	Viol Pts	Insp	Viol Pts	Insp	Viol Pts	Insp	Viol Pts
TOTALS	15/45*	6/23**	3	8	1	1	1	7	1	7
3AKJHHDR8NSNC3351	5	15	2	0	1	1	1	7	1	7
1GR1P0622LT182124	2	8	2	8	0	0	0	0	0	0
1UYVS2531FU097114	1	0	1	0	0	0	0	0	0	0

*<Total number of inspections for these 3 VIN(s)>/n<Total number of inspections for these 4 state(s)>

**<Total severity sum for these 3 VIN(s)>/n<Total severity sum for these 4 state(s)>

Violations By Unit Type ToC

of Violations: 2 Total Severity: 8 based on inspections in the last 2 years

Violation Unit: Driver	# of Violations: 2	Total Severity: 8	% of Total: 100%
Viol. Group: False Log	# of Violations: 1	Total Severity: 7	% of Total: 87.5%
Violation	Number of Occurrences	Viol. Severity	Total Severity
395.8E:False report of drivers record of duty status	1	7	7
Viol. Group: Other Log/Form & Manner	# of Violations: 1	Total Severity: 1	% of Total: 12.5%
395.24:HOS (ELD) - ELD FORM AND MANNER	1	1	1



Equipment Ownership ToC Equipment Ownership (based on MCS-150 dated 1/2/2024)					
	Trucks	Tractors	Trailers	Motor Coaches	Vans
Owned	0	1	0	0	0
Term Leased	0	0	0	0	0
Trip Leased	0	0	0	0	0
Total No.	0	1	0	0	0

Equipment Details Power Units ToC									
VIN	Latest Insp Date	Year	Make	Model	Body Class	Body Type	Axles	Len	Fuel Type
3AKJHHDR8NS NC3351	10/31/2024	2022	FREIGHTLINER	Cascadia	Truck-Tractor	-	-	-	-

Equipment Details Trailers									
VIN	Latest Insp Date	Year	Make	Model	Body Class	Body Type	Axles	Len	Fuel Type
1GR1P0629RT6 04396	10/31/2024	2024	GREAT DANE	Great Dane Trailers	Trailer	-	2	53	Not Applicable
1GR1P0627LT1 54545	06/16/2024	2020	GREAT DANE	Great Dane Trailers	-	-	2	53	-
1GR1P0625LT1 54544	12/12/2022	2020	GREAT DANE	Great Dane Trailers	-	-	2	53	-
1GR1P0622LT1 82124	11/17/2022	2020	GREAT DANE	Great Dane Trailers	-	-	2	53	-
1UYVS2531FU0 97114	08/15/2022	2015	UTILITY	Utility Trailer Manufacturer	Trailer	Van Trailer	2	53	-

Vehicle Age ToC				
Year	# Power Units	PU Percentage	# Trailers	Trailres Percentage
2024	0	0.00%	1	50.00%
2022	1	100.00%	0	0.00%
2020	0	0.00%	1	50.00%

Based on 24 months of inspection data, see the live report for more options

States of Power Unit Registrations ToC				
State	AR	CA	LA	MS
Number of Power Units	1	1	1	1

Equipment Acquisitions - Table ToC							
	Power Units inspected for 1st time in past 12 months	Power Units inspected for 1st time in past 24 months	Power Units inspected during entire date range		Trailers inspected for 1st time in past 12 months	Trailers inspected for 1st time in past 24 months	Trailers inspected during entire date range
Unique VINs	1	1	1		2	2	5
Unique License Plates	1	1	1		2	2	5
License Plate States	1	1	1		1	1	1



Driver Details ToC Driver Details (based on MCS-150 dated 1/2/2024)			
	Within 100 mi	Beyond 100 mi	TOTAL
# Drivers Interstate	0	2	2
# Drivers Intrastate	0	0	0
TOTAL	0	2	/
Avg. # Trip Lease Drivers/Mo: 0 # Drivers Grand Total: 2 # Drivers Commercially Licensed: 2			

Shared VIN Summary ToC

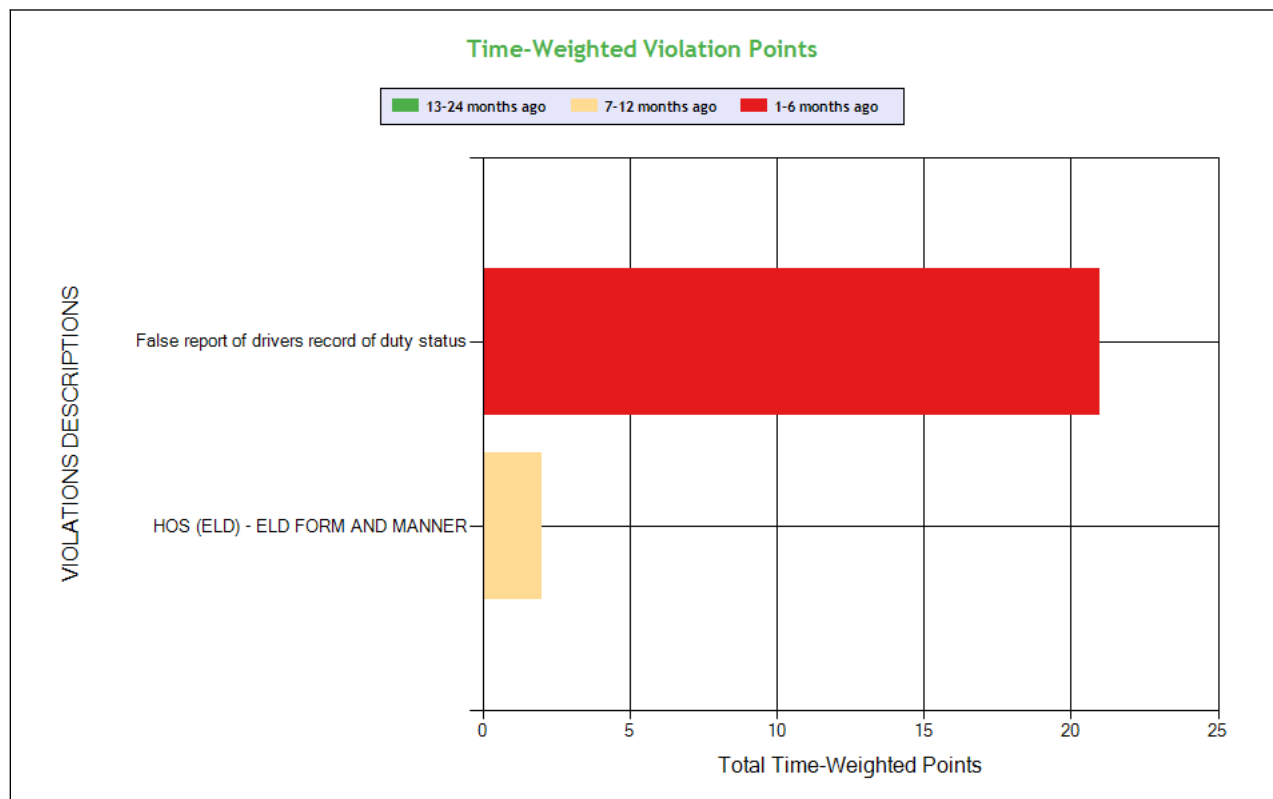
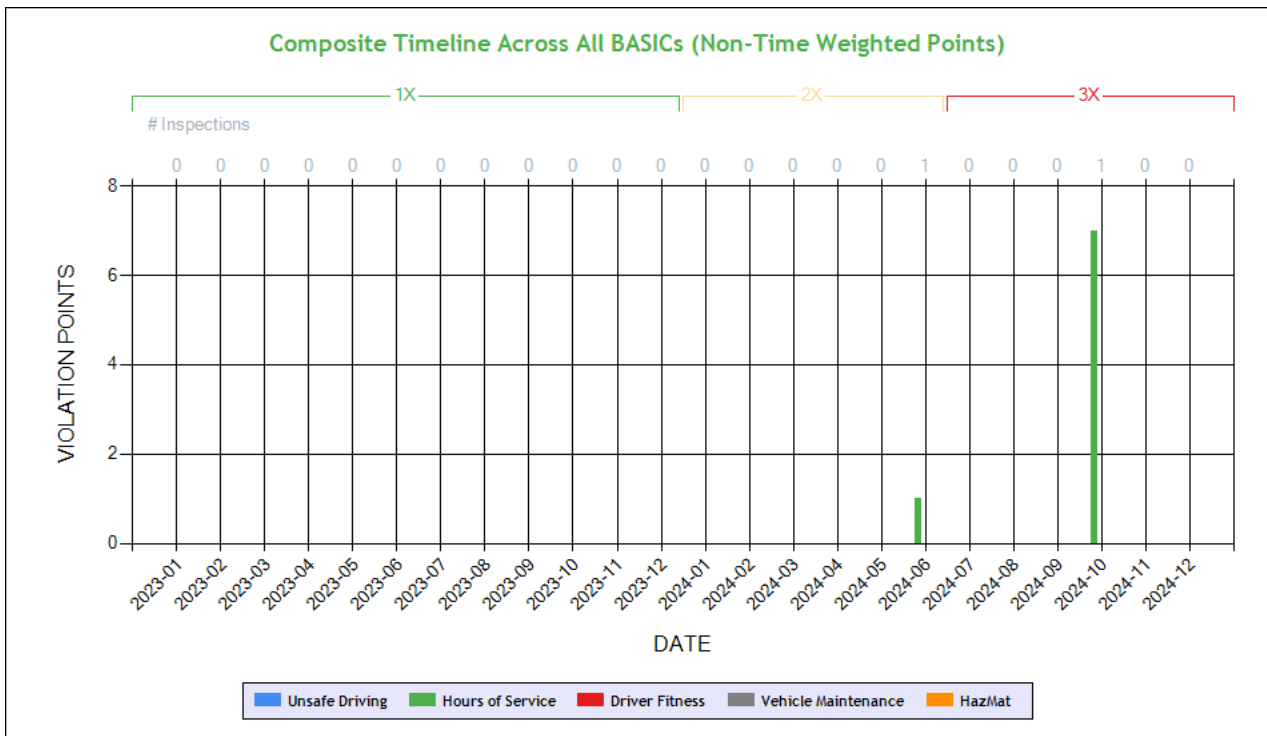
No Data

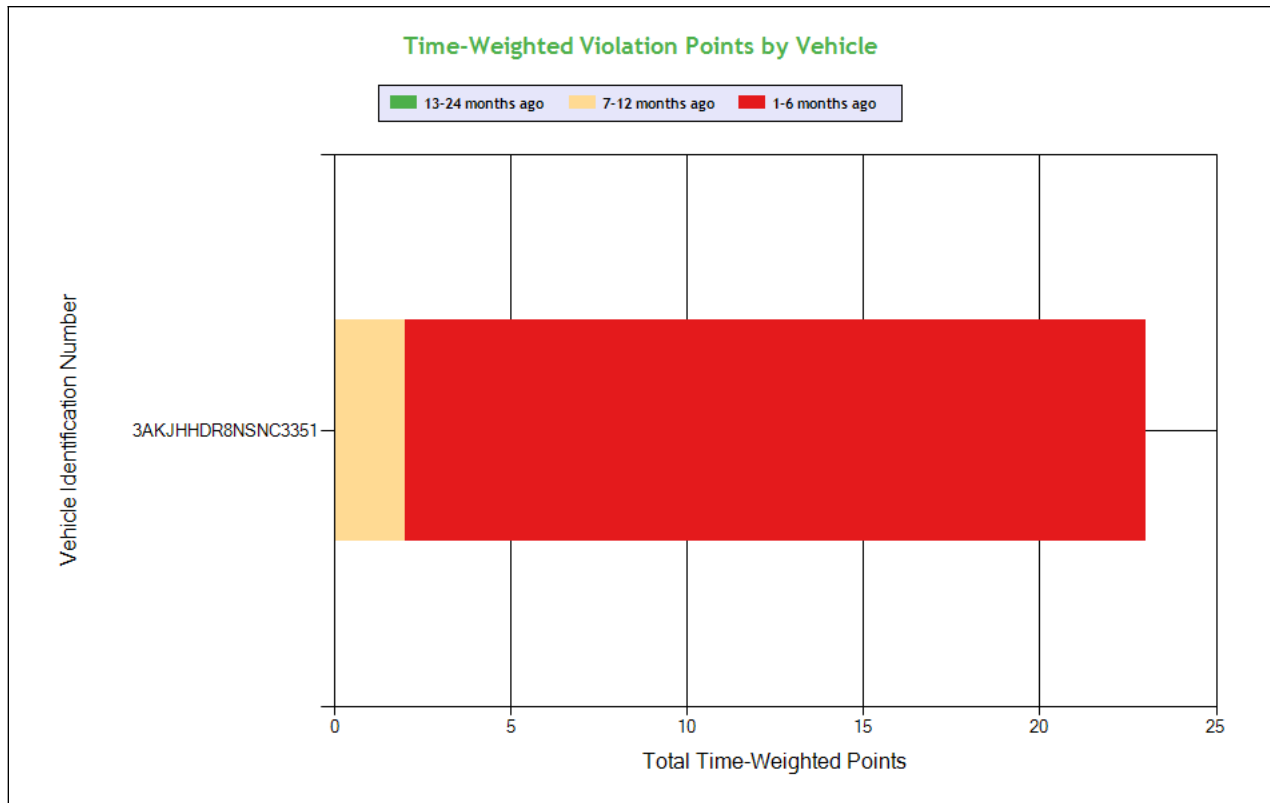
SHIPPERS DETAIL **ToC** based on Inspection results for the last 4 years

Shipper Name	Number of Inspections	Shipper Name	Number of Inspections
No Shipper listed	1	ANHEUSER-BUSCH LLC	1
CG ROXANE	1	CG ROXANE WATR CO	1
PRATT RETAIL	1	VEBTURA COASTAL	1



Carrier Underwriting Report Safety Summary ToC





See the Excel file for the complete analysis

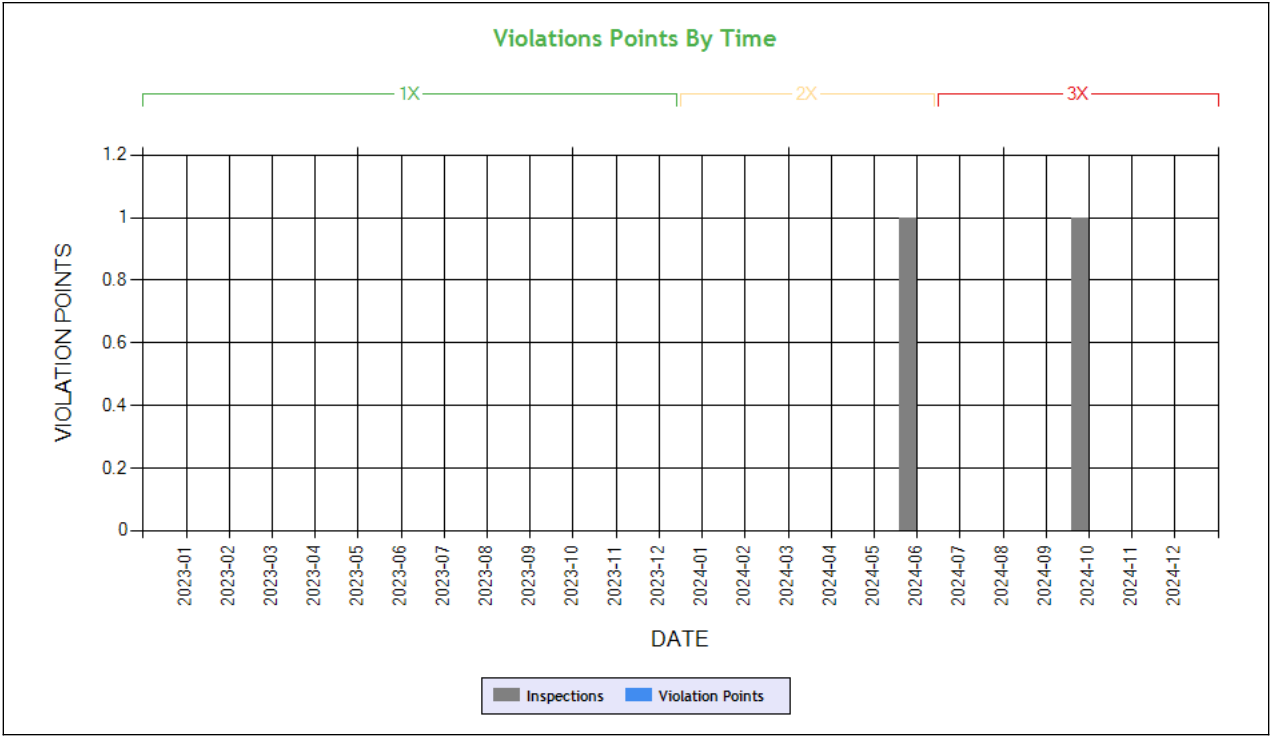
Violations is in (1-6/7-12/13-24mo)

Shaded = Out Of Service Violation				
Violation Group			False Log	Other Log/Form & Manner
Violation Description	Total Time-weighted Points by VIN	% of Total Time-weighted Points by VIN	False report of drivers record of duty status	HOS (ELD) - ELD FORM AND MANNER
Driver Resp			Yes	Yes
Total Time-weighted Points			21	2
% Total Time-Wt Pts			91.30	8.70
3AKJHHDR8NSNC3351	23	100	21 (1/0/0)	2 (0/1/0)



SAFETY ANALYSIS ToC

Unsafe Driving

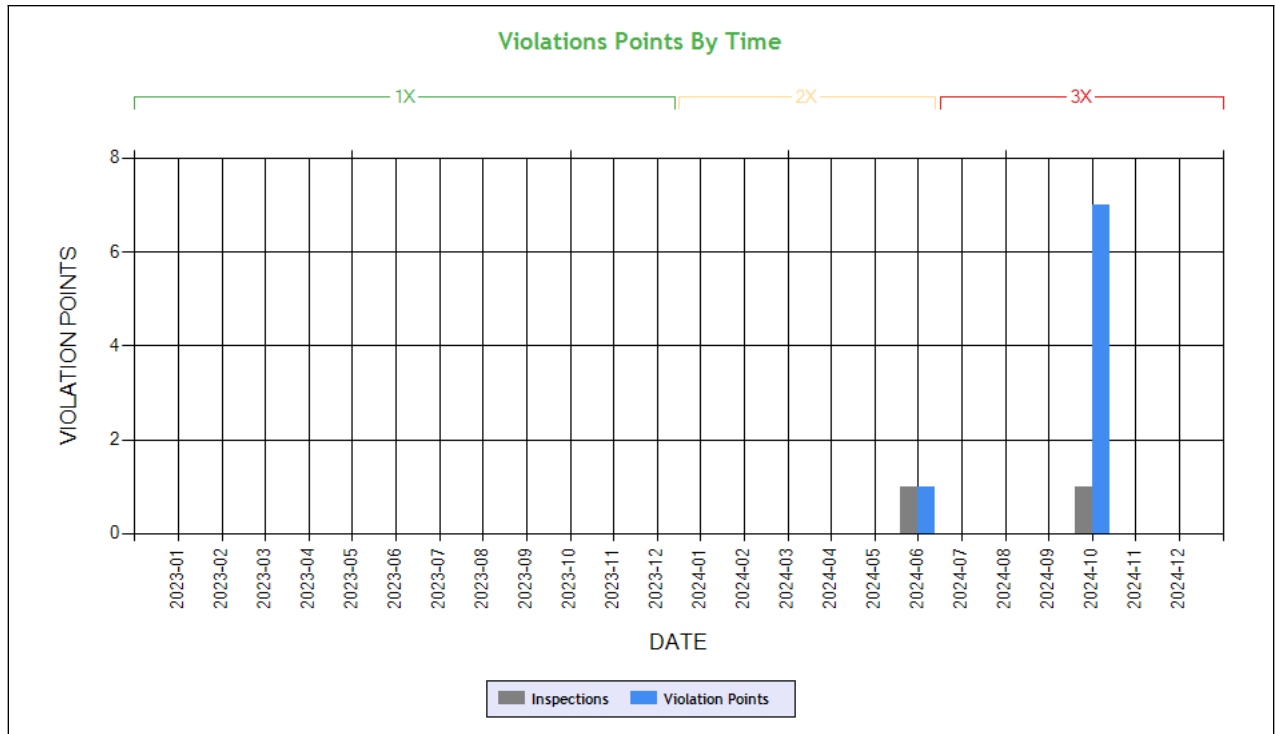


Time-Weighted Violation Points - no data available to draw a chart
Time-Weighted Severity Points by Vehicle - no data available to draw a chart

See the Excel file for the complete analysis # Violations is in (1-6/7-12/13-24mo)

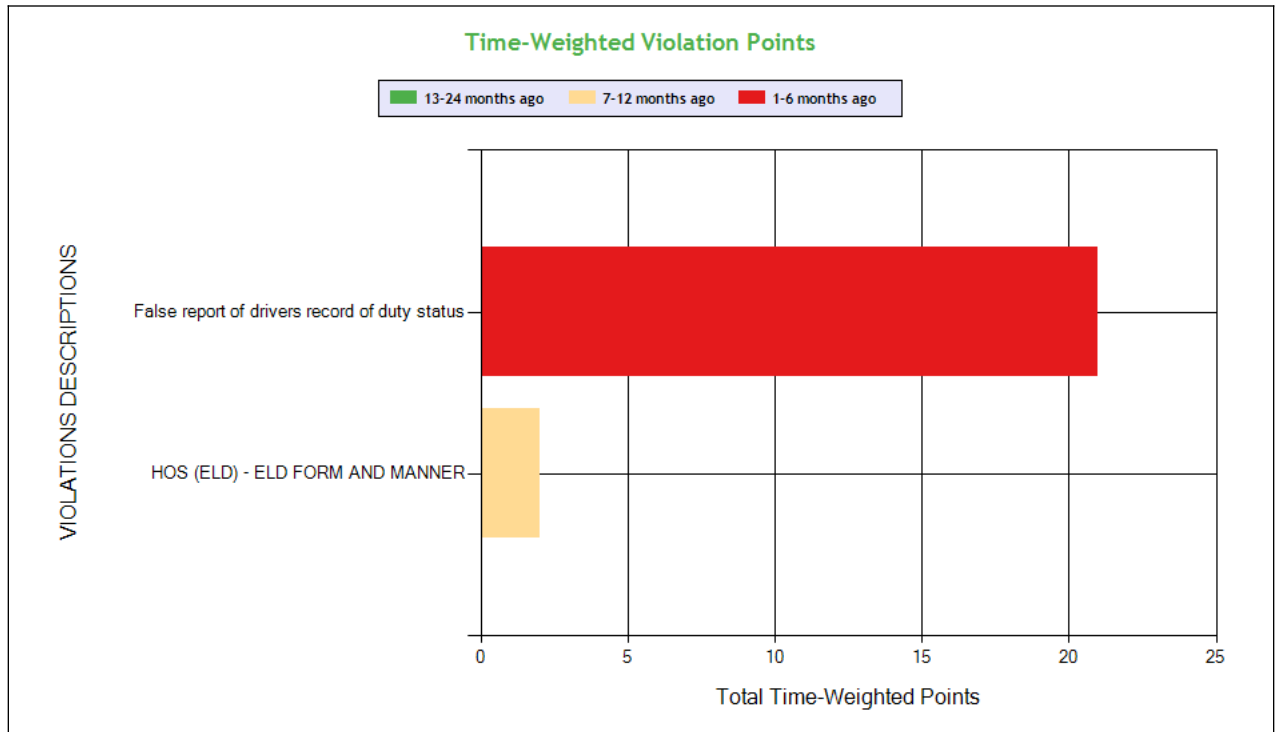
Shaded = Out Of Service Violation		
Violation Group		
Violation Description	Total Time-weighted Points by VIN	% of Total Time-weighted Points by VIN
Driver Resp		
Total Time-weighted Points		
% Total Time-Wt Pts		

HOS Compliance



Carrier Software
 1-800-646-5152
 info@CarrierSoftware.com

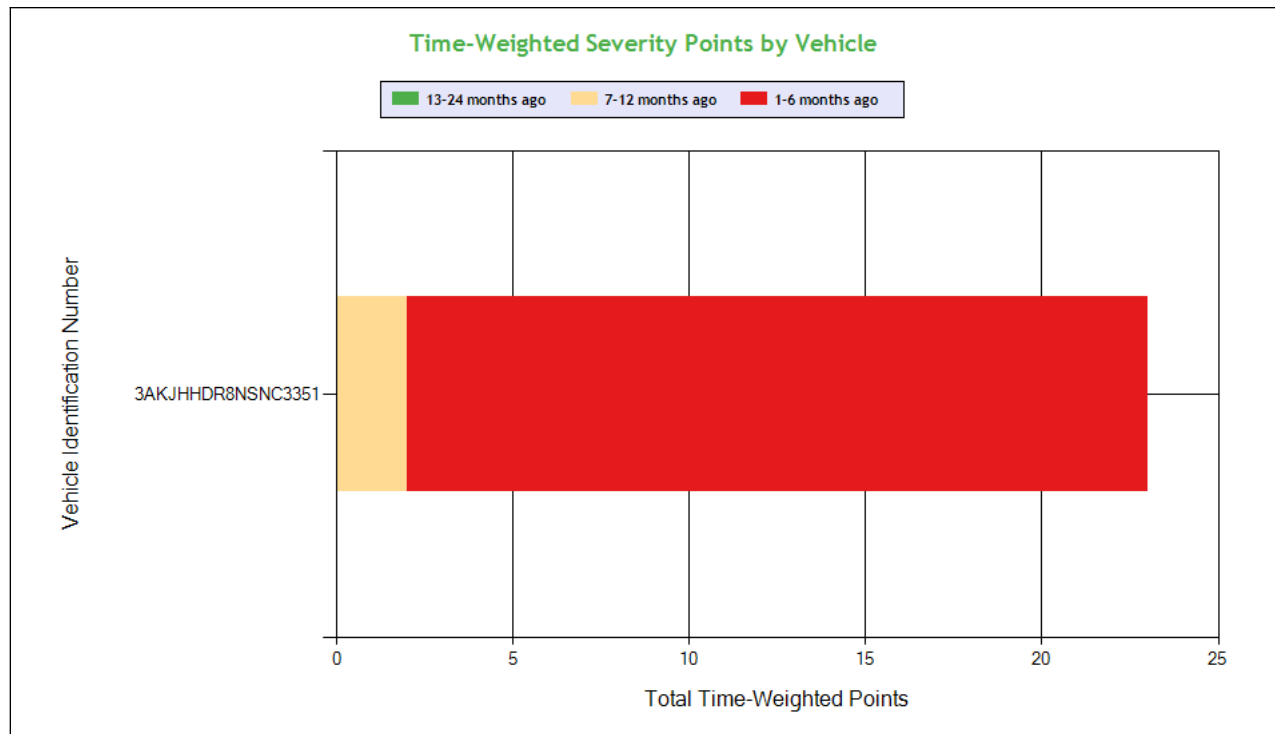
CONFIDENTIAL - Intended for use by Amerigo Insurance Agency - Date: 1/17/2025
CALI BRO TRANSPORT INC - DOT# 3616301 / MC1233645



See the Excel file for the complete analysis

Violations is in (1-6/7-12/13-24mo)

Shaded = Out Of Service Violation



Carrier Software
 1-800-646-5152
 info@CarrierSoftware.com

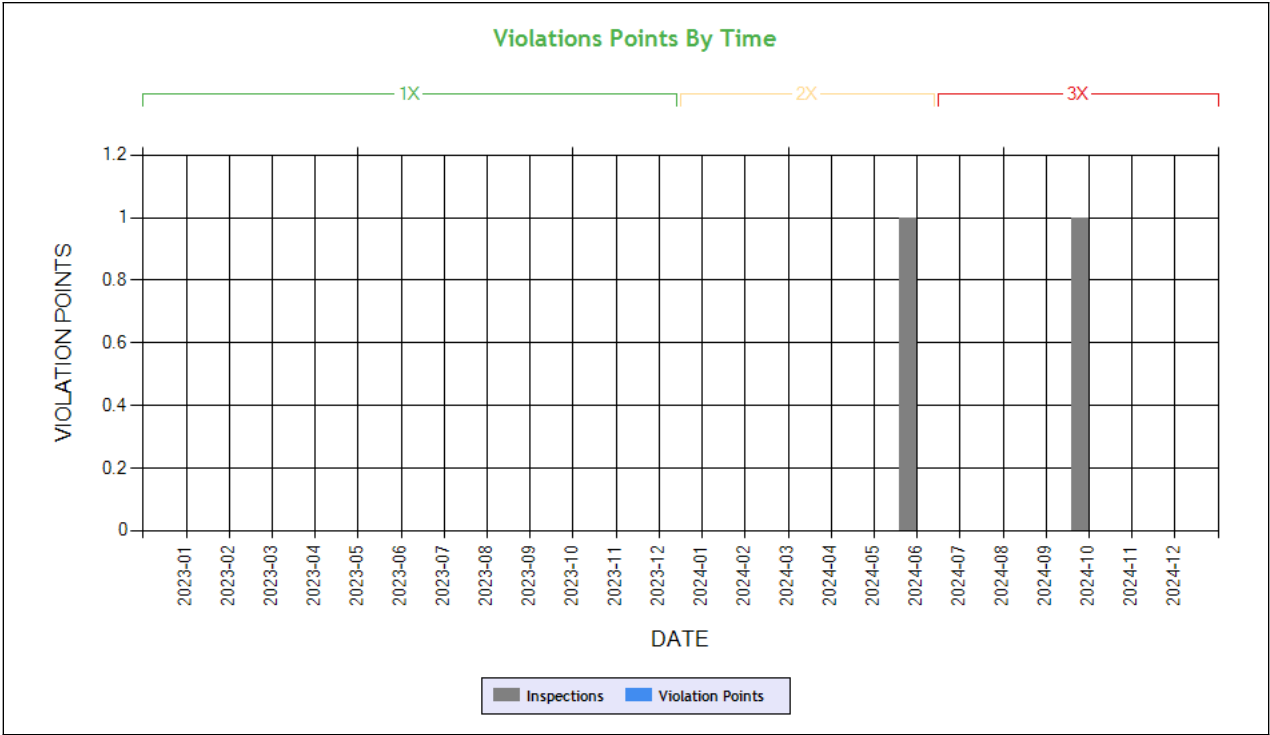
CONFIDENTIAL - Intended for use by Amerigo Insurance Agency - Date: 1/17/2025

CALI BRO TRANSPORT INC - DOT# 3616301 / MC1233645

Violation Group			False Log	Other Log/Form & Manner
Violation Description	Total Time-weighted Points by VIN	% of Total Time-weighted Points by VIN	False report of drivers record of duty status	HOS (ELD) - ELD FORM AND MANNER
Driver Resp			Yes	Yes
Total Time-weighted Points			21	2
% Total Time-Wt Pts			91.30	8.70
3AKJHHDR8NSNC3351	23	100	21 (1/0/0)	2 (0/1/0)



Driver Fitness



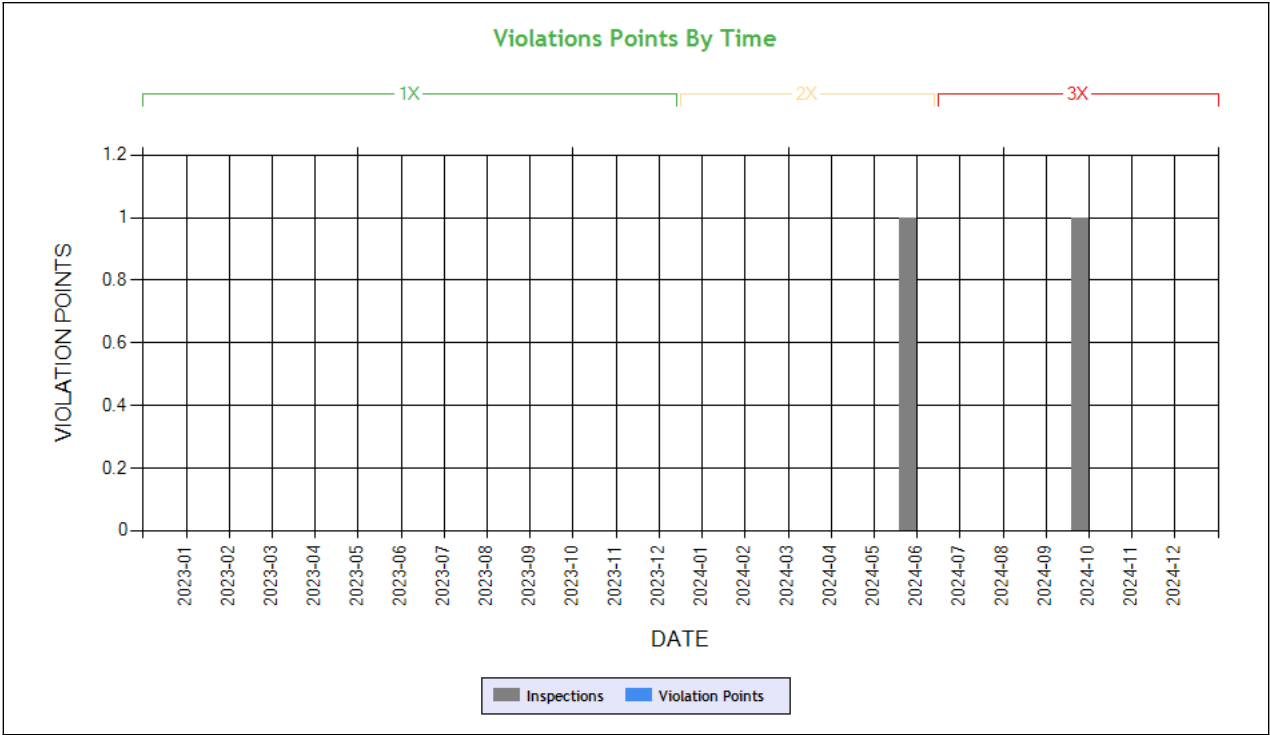
Time-Weighted Violation Points - no data available to draw a chart
Time-Weighted Severity Points by Vehicle - no data available to draw a chart

See the Excel file for the complete analysis # Violations is in (1-6/7-12/13-24mo)

Shaded = Out Of Service Violation		
Violation Group		
Violation Description	Total Time-weighted Points by VIN	% of Total Time-weighted Points by VIN
Driver Resp		
Total Time-weighted Points		
% Total Time-Wt Pts		



Vehicle Maintenance



Time-Weighted Violation Points - no data available to draw a chart
Time-Weighted Severity Points by Vehicle - no data available to draw a chart

See the Excel file for the complete analysis # Violations is in (1-6/7-12/13-24mo)

Shaded = Out Of Service Violation		
Violation Group		
Violation Description	Total Time-weighted Points by VIN	% of Total Time-weighted Points by VIN
Driver Resp		
Total Time-weighted Points		
% Total Time-Wt Pts		

COLOR CODED CRASH TABLE ToC

No crashes have been reported by the DOT on this Motor Carrier
INSPECTIONS WITH SHARED EQUIPMENT:
No Data



LEGEND

Vehicle Information

Inspection for DOT # being analyzed

Inspection for Different DOT #

Crash Information for specific VIN

INSPECTION DETAILS for ALL Inspections

PDF shows the first 100 Power Unit & Trailer VINs with most recent inspections using data from the last 4 years

POWER UNIT Inspections Section

VIN: 3AKJHHDR8NSNC3351				Unit: Truck Tractor	Year: 2022	Make: FREIGHTLINER	
DOT No: 3616301		Docket No: MC1233645		Name: CALI BRO TRANSPORT INC		Interstate: Yes	
Date	Unit License	Unit Lic State	Violation Unit	Violation Description	Severity	OOS	Citation
10/31/2024	YP42394	CA	D	395.8E - False report of drivers record of duty status	7	No	
06/16/2024	YP42394	CA	D	395.24 - HOS (ELD) - ELD FORM AND MANNER	1	No	
12/12/2022	YP42394	CA	D	395.8E - False report of drivers record of duty status	7	Yes	
11/17/2022	YP42394	CA	-	-	-	-	-
11/17/2022	YP42394	CA	-	-	-	-	-
08/15/2022	YP42394	CA	-	-	-	-	-

TRAILER Inspections Section

VIN: 3AKJHHDR8NSNC3351				Unit: Truck Tractor	Year: 2022	Make: FREIGHTLINER	
DOT No: 3616301		Docket No: MC1233645		Name: CALI BRO TRANSPORT INC		Interstate: Yes	
Date	Unit License	Unit Lic State	Violation Unit	Violation Description	Severity	OOS	Citation
10/31/2024	YP42394	CA	D	395.8E - False report of drivers record of duty status	7	No	
06/16/2024	YP42394	CA	D	395.24 - HOS (ELD) - ELD FORM AND MANNER	1	No	
12/12/2022	YP42394	CA	D	395.8E - False report of drivers record of duty status	7	Yes	
11/17/2022	YP42394	CA	-	-	-	-	-
11/17/2022	YP42394	CA	-	-	-	-	-
08/15/2022	YP42394	CA	-	-	-	-	-

Inspection Summary By Month (based on inspections from the last 4 years) [ToC](#)

Year-Month	Number of Inspections	Number of Power Units	Total Violations	Total OOS Inspections	Total Severity Points	Number of Crashes
2024-10	1	1	1	0	7	0
2024-06	1	1	1	0	1	0
2022-12	1	1	2	1	7	0
2022-11	2	2	1	1	8	0
2022-08	1	1	0	0	0	0

Note: The most recent month's counts may not include all the inspections for that month.

VIN Inspection Violation Details [ToC](#)



# of VINs: 5 # of Insp: 8 Severity Weight: 46 Avg. Weight/VIN: 5.8 (based on inspections in the last 4 years, showing top 50 VINs inspected most recently)									
VIN 1GR1P0629RT604396		# of Inspections: 1		Total Severity: 7		Percentage of Total: 15.22%		Avg. Weight Per Inspection: 7.0	
Inspection Date	Inspection ID	Inspection State	Location Description	Total Severity	# of Violations	Shipper Name	Inspection Level	Post Accident	Out of Service
10/31/2024	83060771	MS	BOVINA SCALE I-20 EAST	7	1	VEBTURA COASTAL	2	No	No
BASIC		Unit Type		Severity		Description		Out of Service	
Hours-Of-Service Compliance		Semi Trailer		7		395.8E:False report of drivers record of duty status		No	
VIN 3AKJHHR8NSNC3351		# of Inspections: 4		Total Severity: 23		Percentage of Total: 50.00%		Avg. Weight Per Inspection: 5.8	
Inspection Date	Inspection ID	Inspection State	Location Description	Total Severity	# of Violations	Shipper Name	Inspection Level	Post Accident	Out of Service
10/31/2024	83060771	MS	BOVINA SCALE I-20 EAST	7	1	VEBTURA COASTAL	2	No	No
BASIC		Unit Type		Severity		Description		Out of Service	
Hours-Of-Service Compliance		Truck Tractor		7		395.8E:False report of drivers record of duty status		No	
Inspection Date	Inspection ID	Inspection State	Location Description	Total Severity	# of Violations	Shipper Name	Inspection Level	Post Accident	Out of Service
06/16/2024	81918313	AR	VAN BUREN AR	1	1	PRATT RETAIL	3	No	No
BASIC		Unit Type		Severity		Description		Out of Service	
Hours-Of-Service Compliance		Truck Tractor		1		395.24:HOS (ELD) - ELD FORM AND MANNER		No	
Inspection Date	Inspection ID	Inspection State	Location Description	Total Severity	# of Violations	Shipper Name	Inspection Level	Post Accident	Out of Service
12/12/2022	77379367	LA	SCALES	7	1		1	No	Yes
BASIC		Unit Type		Severity		Description		Out of Service	
Hours-Of-Service Compliance		Truck Tractor		7		395.8E:False report of drivers record of duty status		Yes	
Inspection Date	Inspection ID	Inspection State	Location Description	Total Severity	# of Violations	Shipper Name	Inspection Level	Post Accident	Out of Service
11/17/2022	77288833	CA	DUNSMUIR GRADE IF	8	1	CG ROXANE WATR CO	1	No	Yes
BASIC		Unit Type		Severity		Description		Out of Service	
Vehicle Maintenance		Truck Tractor		8		393.75A3:Tire -flat and/or audible air leak		Yes	
VIN 1GR1P0627LT154545		# of Inspections: 1		Total Severity: 1		Percentage of Total: 2.17%		Avg. Weight Per Inspection: 1.0	
Inspection Date	Inspection ID	Inspection State	Location Description	Total Severity	# of Violations	Shipper Name	Inspection Level	Post Accident	Out of Service
06/16/2024	81918313	AR	VAN BUREN AR	1	1	PRATT RETAIL	3	No	No
BASIC		Unit Type		Severity		Description		Out of Service	
Hours-Of-Service Compliance		Semi Trailer		1		395.24:HOS (ELD) - ELD FORM AND MANNER		No	
VIN 1GR1P0625LT154544		# of Inspections: 1		Total Severity: 7		Percentage of Total: 15.22%		Avg. Weight Per Inspection: 7.0	
Inspection Date	Inspection ID	Inspection State	Location Description	Total Severity	# of Violations	Shipper Name	Inspection Level	Post Accident	Out of Service
12/12/2022	77379367	LA	SCALES	7	1		1	No	Yes
BASIC		Unit Type		Severity		Description		Out of Service	
Hours-Of-Service Compliance		Semi Trailer		7		395.8E:False report of drivers record of duty status		Yes	
VIN 1GR1P0622LT182124		# of Inspections: 1		Total Severity: 8		Percentage of Total: 17.39%		Avg. Weight Per Inspection: 8.0	
Inspection Date	Inspection ID	Inspection State	Location Description	Total Severity	# of Violations	Shipper Name	Inspection Level	Post Accident	Out of Service
11/17/2022	77288833	CA	DUNSMUIR GRADE IF	8	1	CG ROXANE WATR CO	1	No	Yes
BASIC		Unit Type		Severity		Description		Out of Service	
Vehicle Maintenance		Semi Trailer		8		393.75A3:Tire -flat and/or audible air leak		Yes	



Inspection History ToC							
Inspection Date	Report Number	Report State	Plate Number	Plate State	Type	Severity Weight	Time Weight
10/31/2024	3017011574	MS	YP42394	CA	Truck Tractor		3
3AKJHHDR8NSNC3351 - Power Unit - Hours-Of-Service Violation: 395.8EFalse report of drivers record of duty status						7	
06/16/2024	7610000205	AR	YP42394	CA	Truck Tractor		2
3AKJHHDR8NSNC3351 - Power Unit - Hours-Of-Service Violation: 395.24HOS (ELD) - ELD FORM AND MANNER						1	
12/12/2022	LAFW003886	LA	YP42394	CA	Truck Tractor		0
3AKJHHDR8NSNC3351 - Power Unit - OOS Hours-Of-Service Violation: 395.8EFalse report of drivers record of duty status						7	
11/17/2022	NBTJ003812	CA	YP42394	CA	Truck Tractor		0
11/17/2022	NDN9003760	CA	YP42394	CA	Truck Tractor		0
3AKJHHDR8NSNC3351 - Power Unit - OOS Vehicle Maintenance Violation: 393.75A3Tire -flat and/or audible air leak						8	
08/15/2022	UBXK002933	CA	YP42394	CA	Truck Tractor		0
Only the first 20 inspections are shown. See the live report for more data.							