



## Table of Contents

1. Overview	2. BASIC Scores History
3. BASIC Measures	4. KPI: BASIC Measures by Cargo Group
5. Estimated ISS Score	6. Investigation Results
7. Penalties History	8. Acute Critical Violations
9. Red Flag Violation Details	10. DOT Registration Information
11. DOT MCS-150 History	12. Crash Summary
13. Inspection Summary	14. KPI: Inspection Viol OOS Rates by Cargo Group
15. FHWA Registration Information	16. FHWA Insurance Information
17. FHWA Authorities	18. Severe Violations
19. Violation Report	20. Violation Summary
21. Violation Enforcement Chronology	22. Inspection Violations & OOS Counts
23. Radius Of Operation	24. Inspection & Crash Locations
25. Cargo Hot Spots	26. Inspection Violations & OOS Chronology
27. Percent of Insp & Crash by State	28. VIN Insp Summary by State
29. Violations By Unit Type	30. Equipment Ownership
31. Equipment Details	32. Vehicle Age
33. States of Power Unit Registrations	34. Equipment Acquisitions
35. Driver Details	36. Shared VIN Summary
37. Shipper Table	38. Safety Summary
39. Safety Details	40. Crash Detail Color Coded
41. Inspections with Shared Equipment	42. Inspection Tabular Details
43. Inspection Summary By Month	44. VIN Inspection Violation Details
45. Inspection History	



**Business Address**

9427 BETHEL WOOD DR  
INDIANAPOLIS, IN  
46239

**Contact Info**

(559)-367-4075  
YUVITRANSINC@GMAIL.COM

**FHWA Address**

9427 BETHEL WOOD DR  
INDIANAPOLIS, IN, 46239  
Phone: (559)-367-4075

**Mailing Address**

9427 BETHEL WOOD DR  
INDIANAPOLIS, IN  
46239

**Overview ToC**

**Operating Status:** NOT AUTHORIZED Intrastate operations. \*Please Note: NOT AUTHORIZED does not apply to Private or  
3 other companies viewed this DOT in the past two months  
**Crash/PU ratio:** 0.0%  
**Clean Inspection ratio:** No inspections

**Estimated BASIC Scores (as of 12/27/2024)**

	Unsafe Driving	Hours of Service	Driver Fitness	Controlled Sub. and Alcohol	Vehicle Maintenance	HM Compliance	Crash
<b>Relative Scores</b>	0% ○	0% ○	0% ○	0% ○	0% ○	0% ○	0% ○
<b>Alert Status</b>	No	No	No	No	No	No	No



**Estimated Inspection Selection System (ISS) Score: 64**  
**Category: Optional Inspect**

\* The Estimated ISS score is based on Insufficient Data Algorithm \*

**BASIC Scores History - Unsafe Driving ToC**

There are no Scores for this BASIC

**BASIC Scores History - Hours of Service ToC**

There are no Scores for this BASIC

**BASIC Scores History - Driver Fitness ToC**

There are no Scores for this BASIC

**BASIC Scores History - Controlled Substance ToC**

There are no Scores for this BASIC



**BASIC Scores History - Vehicle Maintenance ToC**

There are no Scores for this BASIC

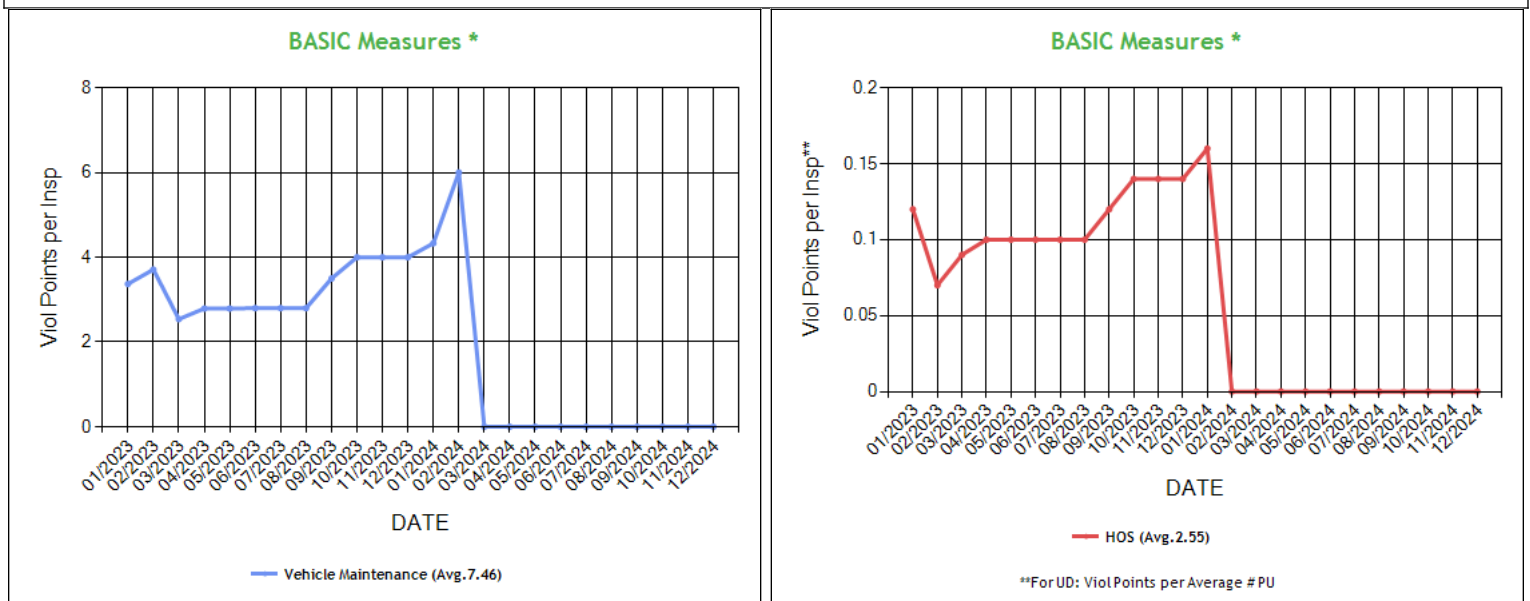
**BASIC Scores History - Crash ToC**

There are no Scores for this BASIC

**BASIC Scores History - Hazmat ToC**

There are no Scores for this BASIC

**BASIC Measures: Violation Points per Inspection Trends ToC**



\* BASIC Measures are the absolute SMS scores that are compared within each Safety Event Group to determine the BASIC Score percentiles. Averages based on fleets with 1-5 power units.



**BASIC Measures \* - Table ToC**

UD-Unsafe Driving, HOS-Hours of Service, DF-Driver Fitness, CS-Controlled Substances, VM-Vehicle Maintenance

Date	UD Measure	UD AC	UD with Viol	HOS Measure	HOS AC	HOS with Viol	DF Measure	DF AC	DF with Viol	CS Measure	CS AC	CS with Viol	VM Measure	VM AC	VM with Viol
12/2024	0.00	N	0	0.00	N	0	0.00	N	0	0.00	N	0	0.00	N	0
11/2024	0.00	N	0	0.00	N	0	0.00	N	0	0.00	N	0	0.00	N	0
10/2024	0.00	N	0	0.00	N	0	0.00	N	0	0.00	N	0	0.00	N	0
09/2024	0.00	N	0	0.00	N	0	0.00	N	0	0.00	N	0	0.00	N	0
08/2024	0.00	N	0	0.00	N	0	0.00	N	0	0.00	N	0	0.00	N	0
07/2024	0.00	N	0	0.00	N	0	0.00	N	0	0.00	N	0	0.00	N	0
06/2024	0.00	N	0	0.00	N	0	0.00	N	0	0.00	N	0	0.00	N	0
05/2024	0.00	N	0	0.00	N	0	0.00	N	0	0.00	N	0	0.00	N	0
04/2024	0.00	N	0	0.00	N	0	0.00	N	0	0.00	N	0	0.00	N	0
03/2024	0.00	N	0	0.00	N	0	0.00	N	0	0.00	N	0	0.00	N	0
02/2024	0.00	N	0	0.00	N	0	0.00	N	0	0.00	N	0	6.00	N	1
01/2024	0.00	N	0	0.16	N	1	0.00	N	0	0.00	N	0	4.33	N	2
12/2023	0.00	N	0	0.14	N	1	0.00	N	0	0.00	N	0	4.00	N	3
11/2023	0.00	N	0	0.14	N	1	0.00	N	0	0.00	N	0	4.00	N	3
10/2023	0.00	N	0	0.14	N	1	0.00	N	0	0.00	N	0	4.00	N	3
09/2023	0.00	N	0	0.12	N	1	0.00	N	0	0.00	N	0	3.50	N	3
08/2023	0.00	N	0	0.10	N	1	0.00	N	0	0.00	N	0	2.80	N	3
07/2023	0.00	N	0	0.10	N	1	0.00	N	0	0.00	N	0	2.80	N	3
06/2023	0.00	N	0	0.10	N	1	0.00	N	0	0.00	N	0	2.80	N	3
05/2023	0.00	N	0	0.10	N	1	0.00	N	0	0.00	N	0	2.79	N	3
04/2023	0.00	N	0	0.10	N	1	0.00	N	0	0.00	N	0	2.79	N	3
03/2023	0.00	N	0	0.09	N	1	0.00	N	0	0.00	N	0	2.54	N	3
02/2023	0.00	N	0	0.07	N	1	0.00	N	0	0.00	N	0	3.71	N	3
01/2023	0.00	N	0	0.12	N	1	0.00	N	0	0.00	N	0	3.37	N	3
12/2022	0.00	N	0	0.11	N	1	0.00	N	0	0.00	N	0	3.29	N	3
11/2022	0.00	N	0	0.11	N	1	0.00	N	0	0.00	N	0	3.29	N	3
10/2022	0.00	N	0	0.11	N	1	0.00	N	0	0.00	N	0	3.29	N	3
09/2022	0.00	N	0	0.14	N	1	0.00	N	0	0.00	N	0	4.00	N	3
08/2022	0.00	N	0	0.22	N	1	0.00	N	0	0.00	N	0	8.88	N	3
07/2022	0.00	N	0	0.27	N	1	0.00	N	0	0.00	N	0	7.45	N	3
06/2022	0.00	N	0	0.25	N	1	0.00	N	0	0.00	N	0	7.00	N	3
05/2022	0.00	N	0	0.25	N	1	0.00	N	0	0.00	N	0	7.00	N	3
04/2022	0.00	N	0	0.25	N	1	0.00	N	0	0.00	N	0	7.00	N	3
03/2022	0.00	N	0	0.25	N	1	0.00	N	0	0.00	N	0	7.00	N	3
02/2022	0.00	N	0	0.33	N	1	0.00	N	0	0.00	N	0	1.33	N	2
01/2022	0.00	N	0	0.00	N	0	0.00	N	0	0.00	N	0	2.00	N	1
12/2021	0.00	N	0	0.00	N	0	0.00	N	0	0.00	N	0	0.00	N	0
11/2021	0.00	N	0	0.00	N	0	0.00	N	0	0.00	N	0	0.00	N	0
10/2021	0.00	N	0	0.00	N	0	0.00	N	0	0.00	N	0	0.00	N	0
09/2021	0.00	N	0	0.00	N	0	0.00	N	0	0.00	N	0	0.00	N	0
08/2021	0.00	N	0	0.00	N	0	0.00	N	0	0.00	N	0	0.00	N	0
07/2021	0.00	N	0	0.00	N	0	0.00	N	0	0.00	N	0	0.00	N	0
06/2021	0.00	N	0	0.00	N	0	0.00	N	0	0.00	N	0	0.00	N	0

\* BASIC Measures are the absolute SMS scores that are compared within each Safety Event Group to determine the BASIC Score percentiles.

**KPI: BASIC Measures by Fleet Size and Cargo Group ToC**

Fleet Size: 1-5 PUs

Cargo Group (Companies)	Unsafe Driving		Hours of Service		Driver Fitness		Controlled Substance		Vehicle Maintenance		HM Compliance		Crash	
	Avg.	Comp. to Avg.	Avg.	Comp. to Avg.	Avg.	Comp. to Avg.	Avg.	Comp. to Avg.	Avg.	Comp. to Avg.	Avg.	Comp. to Avg.	Avg.	Comp. to Avg.
Bulk Goods (251965)	0.77	Better	0.23	Better	0.13	Better	0.01	Better	1.72	Better	0.01	Better	0.06	Better
General Freight (487017)	0.79	Better	0.23	Better	0.20	Better	0.02	Better	1.90	Better	0.01	Better	0.06	Better
Refrigerated (65131)	1.52	Better	0.56	Better	0.16	Better	0.02	Better	2.62	Better	0.01	Better	0.11	Better
YUVI TRANS INC	0.00		0.00		0.00		0.00		0.00		0.00		0.00	



**Estimated ISS Score:** [64 Optional Inspect](#) [ToC](#) [About the Inspection Selection System](#)

**Estimated ISS Score History - Table** [ToC](#)

Date	Estimated ISS Score	Recommendation	Algorithm
12/27/2024	64	Optional Inspect	Insufficient Data Algorithm
11/29/2024	64	Optional Inspect	Insufficient Data Algorithm
10/25/2024	64	Optional Inspect	Insufficient Data Algorithm
09/27/2024	66	Optional Inspect	Insufficient Data Algorithm
08/30/2024	1	Pass	Safety Algorithm
07/26/2024	1	Pass	Safety Algorithm
06/28/2024	1	Pass	Safety Algorithm
05/31/2024	1	Pass	Safety Algorithm
04/26/2024	1	Pass	Safety Algorithm
03/29/2024	1	Pass	Safety Algorithm
02/23/2024	1	Pass	Safety Algorithm
01/26/2024	3	Pass	Safety Algorithm
12/29/2023	3	Pass	Safety Algorithm
11/24/2023	3	Pass	Safety Algorithm
10/27/2023	3	Pass	Safety Algorithm
09/29/2023	3	Pass	Safety Algorithm
08/25/2023	2	Pass	Safety Algorithm
07/28/2023	3	Pass	Safety Algorithm
06/30/2023	3	Pass	Safety Algorithm
05/26/2023	3	Pass	Safety Algorithm
04/28/2023	3	Pass	Safety Algorithm
03/31/2023	2	Pass	Safety Algorithm
02/24/2023	3	Pass	Safety Algorithm
01/27/2023	3	Pass	Safety Algorithm
12/30/2022	3	Pass	Safety Algorithm
11/25/2022	3	Pass	Safety Algorithm
10/28/2022	3	Pass	Safety Algorithm
09/30/2022	4	Pass	Safety Algorithm
08/26/2022	1	Pass	Safety Algorithm
07/29/2022	23	Pass	Safety Algorithm
06/24/2022	23	Pass	Safety Algorithm
05/27/2022	1	Pass	Safety Algorithm
04/29/2022	1	Pass	Safety Algorithm
03/25/2022	1	Pass	Safety Algorithm
02/25/2022	1	Pass	Safety Algorithm
01/28/2022	66	Optional Inspect	Insufficient Data Algorithm
12/31/2021	64	Optional Inspect	Insufficient Data Algorithm
11/26/2021	64	Optional Inspect	Insufficient Data Algorithm
10/29/2021	64	Optional Inspect	Insufficient Data Algorithm
09/24/2021	64	Optional Inspect	Insufficient Data Algorithm
08/27/2021	64	Optional Inspect	Insufficient Data Algorithm
07/30/2021	64	Optional Inspect	Insufficient Data Algorithm
06/25/2021	64	Optional Inspect	Insufficient Data Algorithm

**Investigation Results** [ToC](#)

**No Investigations reported on FMCSA website**



## Penalties History [ToC](#)

There is a problem with the Penalties data on FMCSA website.

## Acute Critical Violations (Based on Investigations as per CSA Methodology Appendix A) [ToC](#)

No Data

No red flag violations in the last 24 months

## DOT Registration Information: The following information on this specific DOT # is from the Federal DOT (as of Operating Authority

DOT Registration: 06/08/2021		Total Power Units: 1		Total Trucks: 1		Total Trailers: 1		Total Passenger Vehicles: 0	
Status	Entity Type	Organization Type	Nation	Total Cars		Drivers / CDL Drivers			
A	C	-	US	0		3 / 3			
MCS-150 Date	Op Codes	Shipper Op Codes	Shipper HazMat Op Codes	Latest Review Type		Latest Review Document Number(Date)			
02/24/2023	A					- (01/01/1900)			
MCS-150 Mileage (Year)	Record Update Date	Transports Hazmats	DOT Census Date	Recordable Accident Rate		Preventable Accident Rate			
228,104 (2022)	02/24/2023	N	06/08/2021	0%		0%			
MCS-151 Mileage	Safety Rating (Date)	SEA Accident	SEA Driver	SEA Vehicle		SEA Management			
0	None (None)	0%	0%	0%		0%			
Classification Codes		Cargo Carried (per MCS-150)							
Authorized-For-Hire		General Freight, Fresh Produce, Meat, Refrigerated foods, Beverages							

## DOT MCS-150 History [ToC](#)

(as of 03/09/2023 DOT census)

Census Date	MCS-150 Date	MCS-150 Mileage	VMY Year	Power Units	Drivers	Trailers	Company Rep1	Company Rep2	Email
3/9/2023	2/24/2023	228104	2022	1	3	1	YATAN MANN		YUVITRANSINC@GMAIL.COM
9/9/2022	8/12/2022	156865	2021	2	2	2	YATAN MANN		yuvitransinc@gmail.com
8/9/2021	7/26/2021	1000	2020	2	2	2	YATAN MANN		yuvitransinc@gmail.com
7/9/2021	6/30/2021	1000	2020	2	2	2	YATAN MANN		

## Crash Summary Chart [ToC](#)Crashes Summary - Chart (based on all available crash data)

No Data

## Crashes Summary - Table (based on all available crash data) [ToC](#)

	TOTAL	Last 6 months	7-12 months	13-18 months	19-24 months	25-30 months	30-36 months	37-41 months	42-48 months	Over 49 months
Total Reportable	0	0	0	0	0	0	0	0	0	0
Fatalities	0	0	0	0	0	0	0	0	0	0
Injuries	0	0	0	0	0	0	0	0	0	0
Tow Away	0	0	0	0	0	0	0	0	0	0
With Citations	0	0	0	0	0	0	0	0	0	0
Federal Recordable	0	0	0	0	0	0	0	0	0	0
Preventable	0	0	0	0	0	0	0	0	0	0
Crash per Pwr Unit	-	0.0%	0.0%	0.0%	0.0%	0.0%	0.0%	0.0%	0.0%	-



### Inspection Summary **ToC**

The following inspection information is based on results for 24 months prior to: 01/21/2025. Please note that the total inspections number is not necessarily the total of the vehicle, driver and hazmat inspections, as one inspection may have included any combination of the below inspections.

Overall	Vehicle	Driver	Hazmat
(Please note that the total inspections number is not necessarily the total of the vehicle, driver and hazmat inspections, as one inspection may have included any combination of the below inspections)  Total Inspections: 0 Total Out of Service: 0  Out of Service: 0% National Average: 20.82% Difference: -20.82%	Total Inspections: 0 Total Out of Service: 0  Out of Service: 0.00% National Average: 24.68% Difference: -24.68%	Total Inspections: 0 Total Out of Service: 0  Out of Service: 0.00% National Average: 6.67% Difference: -6.67%	Total Inspections: 0 Total Out of Service: 0  Out of Service: 0.00% National Average: 2.97% Difference: -2.97%

### KPI: Inspection Viol OOS Rates by Cargo Group **ToC**

Cargo Group	OVERALL		VEHICLE		DRIVER		HAZMAT	
	Average	Compared to Average	Average	Compared to Average	Average	Compared to Average	Average	Compared to Average
YUVI TRANS INC	0%		0%		0%		0%	
No data								

### FHWA Registration Information: The following data on this Motor Carrier is from the Federal Hwy Administration (as of 4/3/2023)

Docket Number	DOT Number	Company Name	DBA Name	Address	City	State	Country	ZIP Code
MC1259494	3652478	YUVI TRANS INC		9427 BETHEL WOOD DR	INDIANAPOLIS	IN	US	46239
Phone Number	Fax Number	Mail Address	Mail City	Mail State	Mail Contry	Mail ZIP Code	Mail Phone Number	Mail Fax Number
(559)-367-4075								
Date of Last Change	Freight	Passenger	Household Goods	Active Authority	Pending Authority	Revocation Pending Authority		
4/3/2023	Y	N	N	/	/	/		

### Insurance Required (as of 01/22/2025) **ToC**

Docket Number	Insurance Type	Insurance Required	Insurance on File
MC1259494	BIPD	\$750k	\$0k
MC1259494	Cargo	No	No
MC1259494	Bond	No	No

### Active / Pending Insurance (as of 01/22/2025)

No Data

### Insurance History (as of 01/22/2025)

Docket Number	Form	Type	Insurance Carrier	Policy/Surety	Coverage From	Coverage To	Effective Date From	Effective Date To
MC1259494	91X	BIPD/Primary	INDEMNITY INSURANCE CO. OF NORTH AMERICA	MMTH25549090	\$0k	\$1000k	06/25/2021	03/24/2023 Cancelled



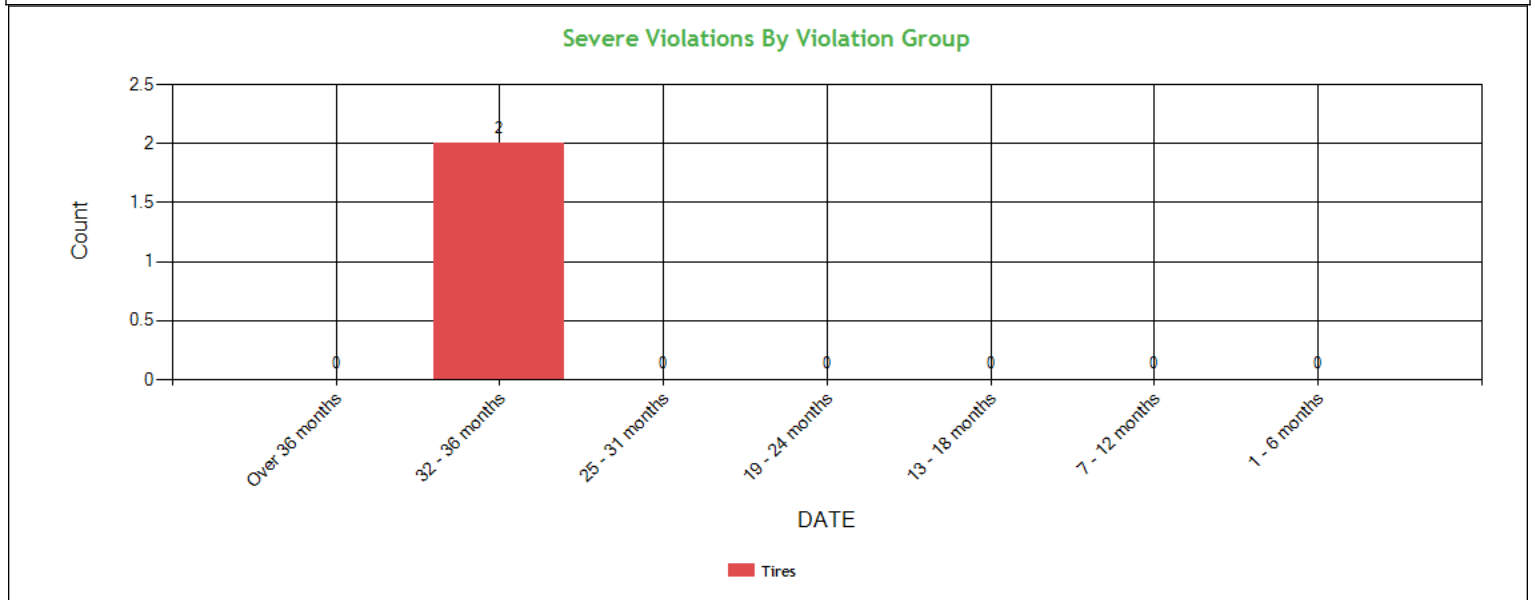
**FHWA Authorities (as of 01/22/2025) ToC**

Docket#	L&I Name	Active Authority	Inactive Authority	Pending Authority	Revocation Pending Authority	Freight	Passenger	Household Goods
MC1259494	YUVI TRANS INC		Common /			Yes	No	No

**Authority History (as of 01/22/2025)**

Docket Number	Sub	Auth Type	Original Action	Disposition
MC1259494		COMMON	GRANTED 7/7/2021 12:00:00 AM	REVOKED 4/3/2023 12:00:00 AM

**Severe Violations (i.e. those with >= 8 points) - Chart : 1 Violations 1 occurrences ToC**



**Severe Violations (i.e. those with >= 8 points) - Table : 1 Violations 2 occurrences ToC**

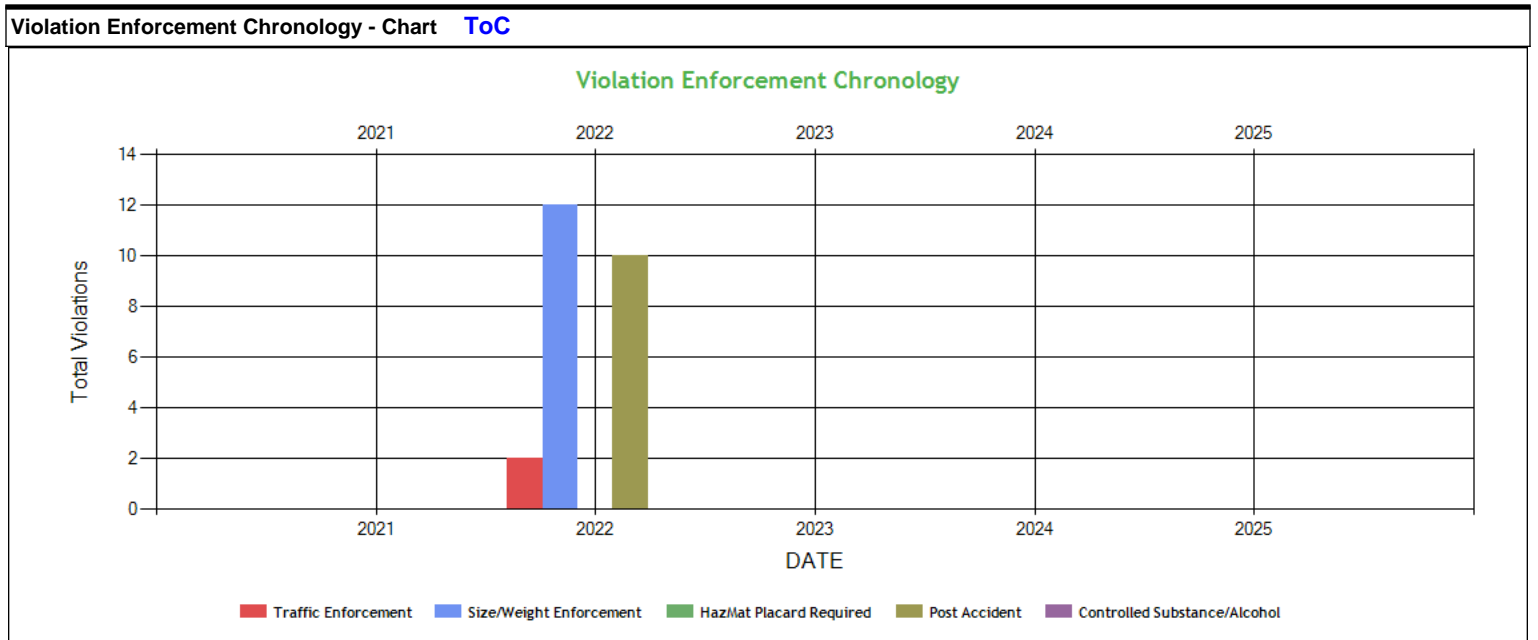
Code	Description	Category	BASIC Weight	Total count	Last 6 month s	7-12 month s	13-18 month s	19-24 month s	25-31 month s	32-36 month s	Over 36 month s
393.75A3	Tire -flat and/or audible air leak	Tires	8	2	0	0	0	0	0	2	0





Violation Report <span>ToC</span>						
Inspection Date	Inspection State	BASIC	Violation Description	OOS	VIN	Severity Points
10/05/2022	NM	Vehicle Maintenance	393.201A - Frame cracked / loose / sagging / broken	Yes	1UYVS2532AM912414	2
10/05/2022	NM	Vehicle Maintenance	396.3A1 - Inspection/repair and maintenance parts and accessories	Yes	1UYVS2532AM912414	2
10/05/2022	NM	Vehicle Maintenance	396.3A1 - Inspection/repair and maintenance parts and accessories	Yes	1XKYD49X2NJ489909	2
10/05/2022	NM	Vehicle Maintenance	393.203C - Hood not securely fastened	No	1XKYD49X2NJ489909	2
10/05/2022	NM	Vehicle Maintenance	393.205A - Wheel/rim cracked or broken	Yes	1XKYD49X2NJ489909	2
10/05/2022	NM	Vehicle Maintenance	393.207A - Axle positioning parts defective/missing	Yes	1XKYD49X2NJ489909	7
03/02/2022	CA	Vehicle Maintenance	393.53B - Automatic brake adjuster CMV manufactured on or after 10/20/1994 - air brake	No	1UYVS2532CU385932	4
03/02/2022	CA	Vehicle Maintenance	393.75A3 - Tire -flat and/or audible air leak	Yes	1UYVS2532CU385932	8
03/02/2022	CA	Vehicle Maintenance	393.47E - Clamp/Roto-Chamber type brake(s) out of adjustment	No	1UYVS2532CU385932	4
03/02/2022	CA	Vehicle Maintenance	393.9 - Inoperative required lamps	No	3AKJGLDR6HSJJ6336	2
03/02/2022	CA	Vehicle Maintenance	393.205A - Wheel/rim cracked or broken	Yes	3AKJGLDR6HSJJ6336	2
02/01/2022	CA	Vehicle Maintenance	396.3A1 - Inspection/repair and maintenance parts and accessories	No	3AKJGLDR6HSJJ6336	2
02/01/2022	CA	Hours-Of-Service	395.8 - Driver record of duty status (general/form and manner)	No	3AKJGLDR6HSJJ6336	1
01/04/2022	CA	Vehicle Maintenance	396.3A1 - Inspection/repair and maintenance parts and accessories	No	3AKJGLDR6HSJJ6336	2
01/04/2022	CA	-	392.2UCR - Local Law; Failure To Pay Ucr Fee	No	3AKJGLDR6HSJJ6336	0
No filters were applied when generating this report, see the live report for more options.						

No data for Violation Summary

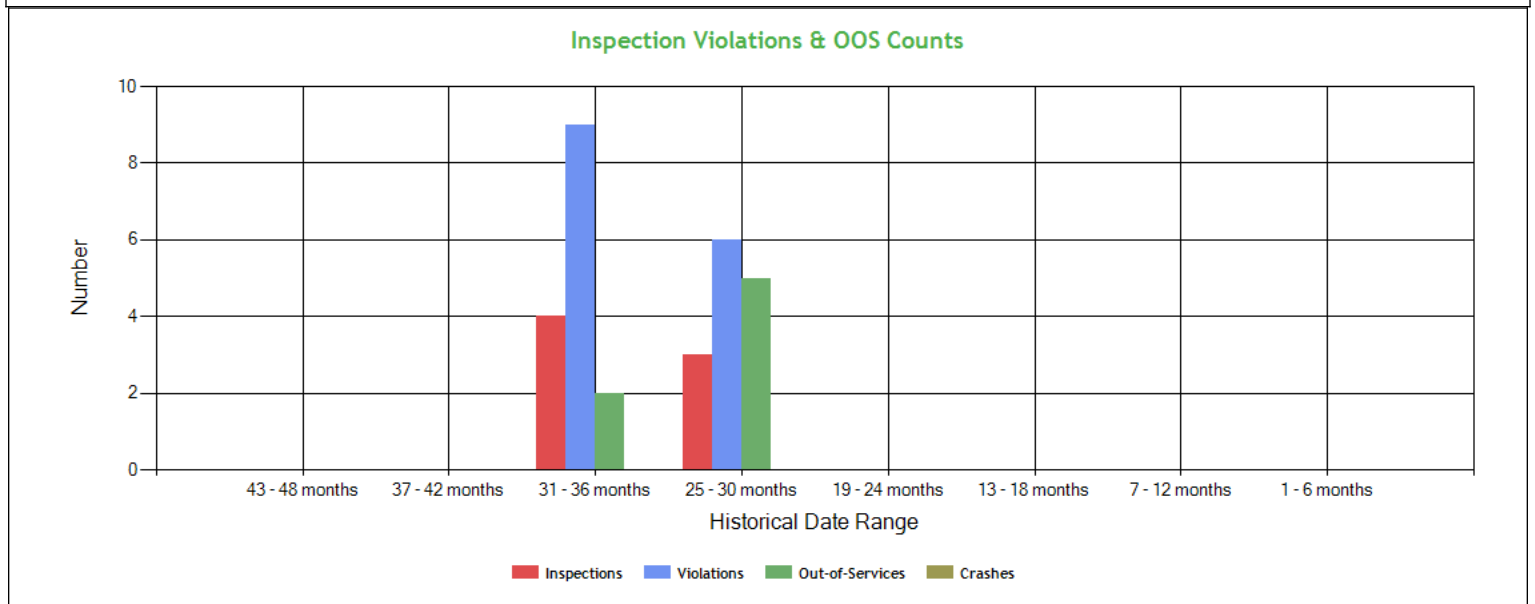




**Violation Enforcement Chronology - Table ToC**

	2021	2022	2023	2024	2025
Traffic Enforcement	0	2	0	0	0
Size/Weight Enforcement	0	12	0	0	0
HazMat Placard Required	0	0	0	0	0
Post Accident	0	10	0	0	0
Controlled Substance/Alcohol	0	0	0	0	0

**Inspection Violations & OOS Counts - Chart ToC**



**Inspection Violations & OOS Counts - Table ToC**

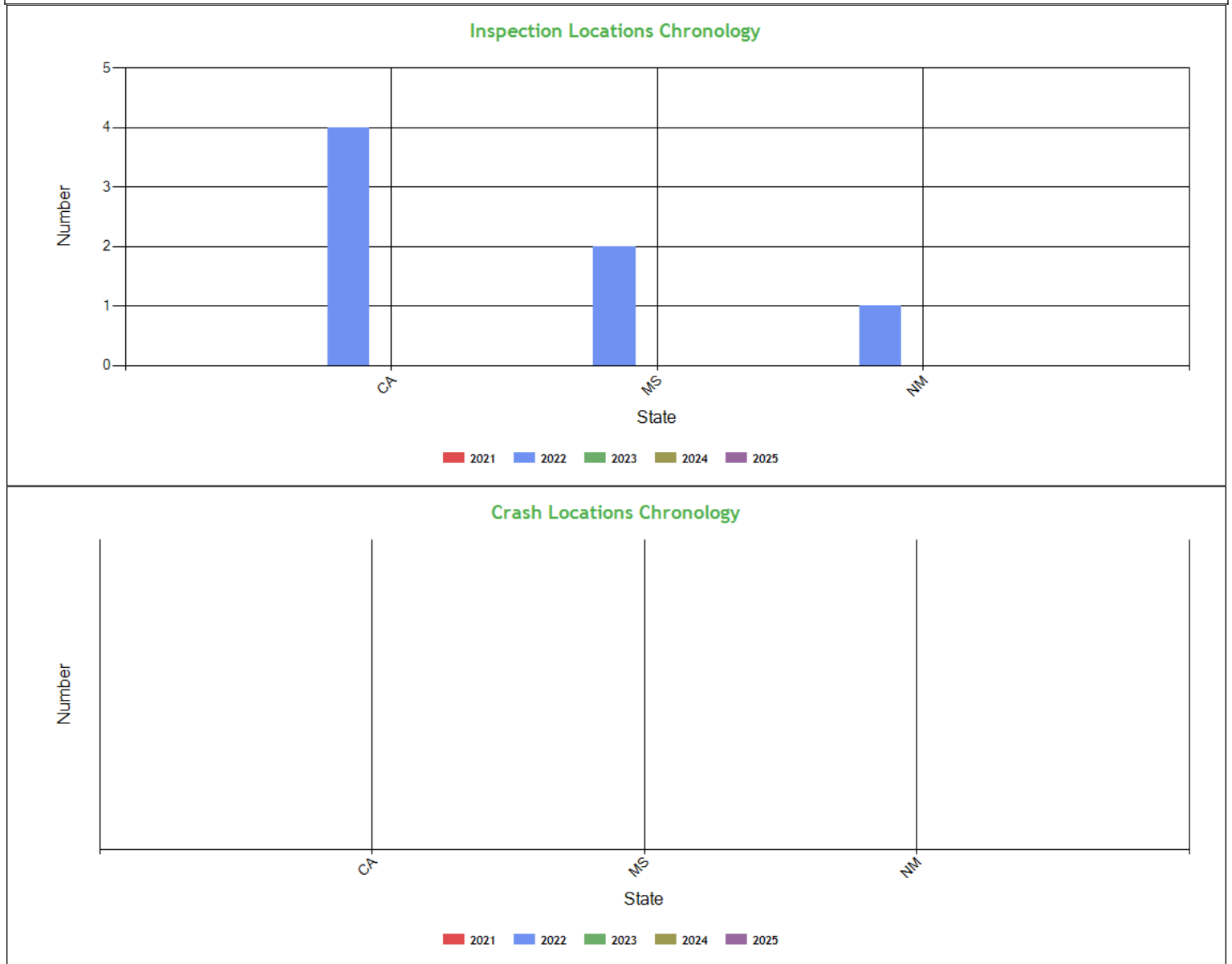
Date Range	Inspections	Violations	Out-of-Services	Crashes
TOTAL	7	15	7	0
1 - 6 months	0	0	0	0
7 - 12 months	0	0	0	0
13 - 18 months	0	0	0	0
19 - 24 months	0	0	0	0
25 - 30 months	3	6	5	0
31 - 36 months	4	9	2	0
37 - 42 months	0	0	0	0
43 - 48 months	0	0	0	0

**Radius of Operation (based on Inspections and Crashes during the past 3 years) ToC**

	Total	Drive between 0 and 50 miles radius	Drive between 51 and 200 miles radius	Drive between 201 and 300 miles radius	Drive between 301 and 400 miles radius	Drive between 401 and 500 miles radius	Drive between 501 and 600 miles radius	Drive beyond 600 miles radius
Power Units (i.e. unique VINs)	2	0	0	0	0	0	0	2
Percent	100%	0%	0%	0%	0%	0%	0%	100%



**Inspection & Crash Locations - Chart ToC**



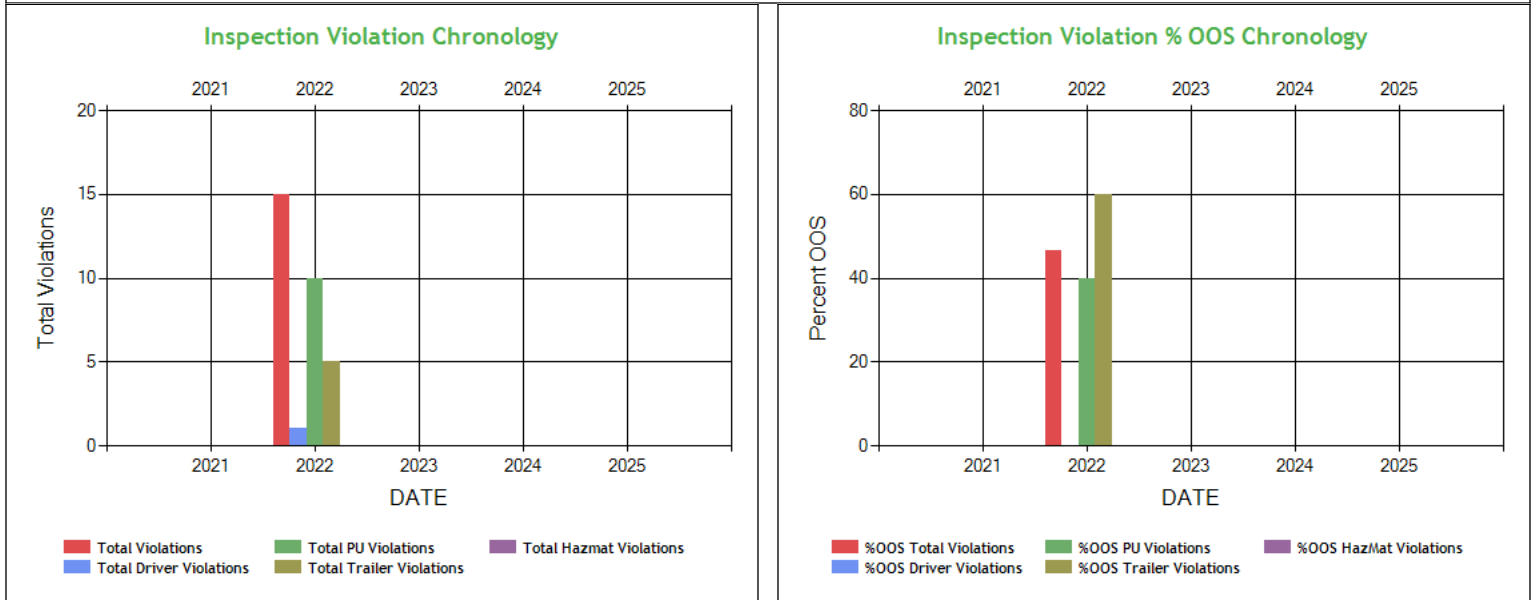
**Inspection & Crash Locations - Table ToC**

State	Inspections					Violations					Out-of-Services					Crashes				
	2021	2022	2023	2024	2025	2021	2022	2023	2024	2025	2021	2022	2023	2024	2025	2021	2022	2023	2024	2025
TOTAL	0	7	0	0	0	0	15	0	0	0	0	7	0	0	0	0	0	0	0	0
CA	0	4	0	0	0	0	9	0	0	0	0	2	0	0	0	0	0	0	0	0
MS	0	2	0	0	0	0	0	0	0	0	0	0	0	0	0	0	0	0	0	0
NM	0	1	0	0	0	0	6	0	0	0	0	5	0	0	0	0	0	0	0	0

No hot spot data in the last 12 months



### Inspection Violation % OOS Chronology - Chart ToC

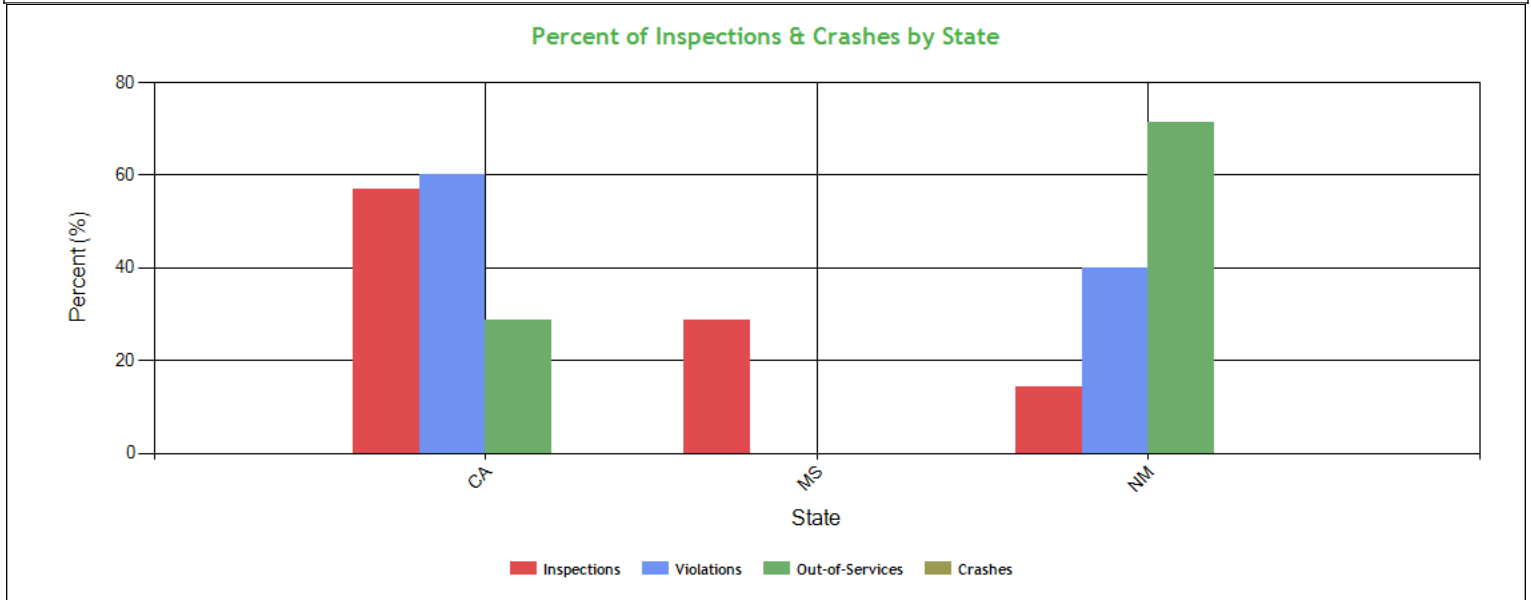


### Inspection Violation % OOS Chronology - Table ToC

	2021	2022	2023	2024	2025
Total Violations	0	15	0	0	0
Total Out Of Services	0	7	0	0	0
%OOS Total Violations	0	46.67	0	0	0
Total Driver Violations	0	1	0	0	0
Total Driver Out Of Services	0	0	0	0	0
%OOS Driver Violations	0	0	0	0	0
Total PU Violations	0	10	0	0	0
Total PU Out Of Services	0	4	0	0	0
%OOS PU Violations	0	40.0	0	0	0
Total Trailer Violations	0	5	0	0	0
Total Trailer Out Of Services	0	3	0	0	0
%OOS Trailer Violations	0	60.0	0	0	0
Total Hazmat Violations	0	0	0	0	0
Total Hazmat Out Of Services	0	0	0	0	0
%OOS HazMat Violations	0	0	0	0	0



**Percent of Insp & Crash by State - Chart ToC**



**Percent of Insp & Crash by State - Table (based on Inspection data from the last 4 years) ToC**

State	Inspections		Violations		Out-of-Services		Crashes	
	Total	Percent	Total	Percent	Total	Percent	Total	Percent
	7	100	15	100	7	100	0	100
CA	4	57.1	9	60	2	28.6	0	0
MS	2	28.6	0	0	0	0	0	0
NM	1	14.3	6	40	5	71.4	0	0

**VIN Insp Summary by State (based on inspection from the last 2 years) ToC**

VIN	Insp	Viol Pts	Counts in each State					
			CA		MS		NM	
			Insp	Viol Pts	Insp	Viol Pts	Insp	Viol Pts
<b>TOTALS</b>	<b>18/53*</b>	<b>7/42**</b>	<b>4</b>	<b>25</b>	<b>2</b>	<b>0</b>	<b>1</b>	<b>17</b>
3AKJGLDR6HSJJ6336	4	9	3	9	1	0	0	0
1XKYD49X2NJ489909	3	13	1	0	1	0	1	13
1UYVS2532AM912414	2	4	0	0	1	0	1	4
1UYVS2532CU385932	1	16	1	16	0	0	0	0
1UYVS2539HU799510	1	0	0	0	1	0	0	0

\*<Total number of inspections for these 5 VIN(s)>/n<Total number of inspections for these 3 state(s)>

\*\*<Total severity sum for these 5 VIN(s)>/n<Total severity sum for these 3 state(s)>

**Violations By Unit Type ToC**

# of Violations: 0 Total Severity: 0



**Equipment Ownership** **ToC** **Equipment Ownership** (based on MCS-150 dated 2/24/2023)

	Trucks	Tractors	Trailers	Motor Coaches	Vans
Owned	0	1	0	0	0
Term Leased	0	0	1	0	0
Trip Leased	0	0	0	0	0
Total No.	0	1	1	0	0

**Equipment Details Power Units** **ToC**

VIN	Latest Insp Date	Year	Make	Model	Body Class	Body Type	Axles	Len	Fuel Type
1XKYD49X2NJ4 89909	10/05/2022	2022	KENWORTH	T680	Truck-Tractor	-	-	-	-
3AKJGLDR6HS JJ6336	09/15/2022	2017	FREIGHTLINER	Cascadia	Truck-Tractor	-	-	-	Diesel

**Equipment Details Trailers**

VIN	Latest Insp Date	Year	Make	Model	Body Class	Body Type	Axles	Len	Fuel Type
1UYVS2532AM9 12414	10/05/2022	2010	UTILITY	Utility Trailer Manufacturer	Trailer	Van Trailer	2	53	-
1UYVS2539HU7 99510	09/05/2022	2017	UTILITY	Utility Trailer Manufacturer	Trailer	Van Trailer	2	53	-
1UYVS2532CU3 85932	03/02/2022	2012	UTILITY	Utility Trailer Manufacturer	Trailer	Van Trailer	2	53	-

**No Vehicle Age data**

**States of Power Unit Registrations** **ToC**

State	CA	MS	NM
Number of Power Units	2	2	1

**Equipment Acquisitions - Table** **ToC**

	Power Units inspected for 1st time in past 12 months	Power Units inspected for 1st time in past 24 months	Power Units inspected during entire date range	Trailers inspected for 1st time in past 12 months	Trailers inspected for 1st time in past 24 months	Trailers inspected during entire date range
Unique VINs	0	0	2	0	0	3
Unique License Plates	0	0	2	0	0	3
License Plate States	0	0	1	0	0	2

**Driver Details** **ToC** **Driver Details** (based on MCS-150 dated 2/24/2023)

	Within 100 mi	Beyond 100 mi	TOTAL
# Drivers Interstate	0	3	3
# Drivers Intrastate	0	0	0
TOTAL	0	3	/
Avg. # Trip Lease Drivers/Mo: 0 # Drivers Grand Total: 3 # Drivers Commercially Licensed: 3			

**Shared VIN Summary** **ToC**

**No Data**

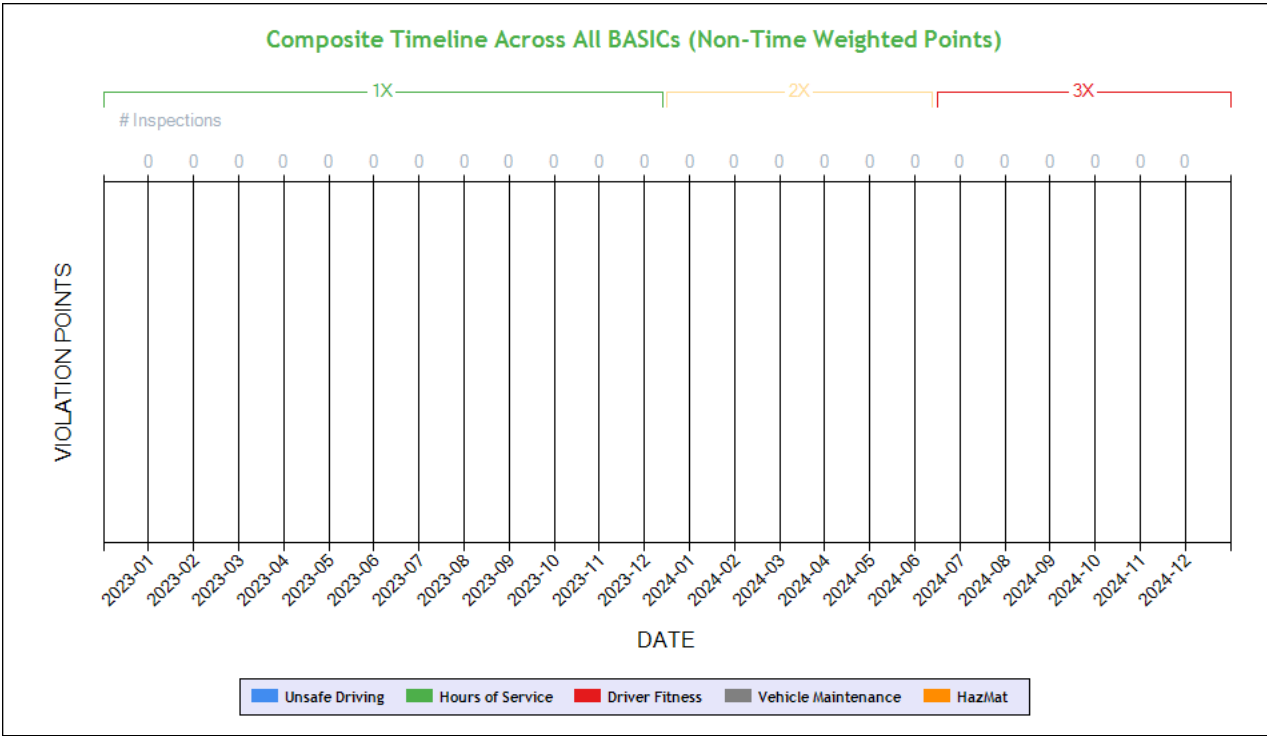


**SHIPPERS DETAIL**    **ToC** based on Inspection results for the last 4 years

Shipper Name	Number of Inspections	Shipper Name	Number of Inspections
No Shipper listed	4	PECO FOODS INK	1
SUNKIST	1	SYSCO	1



**Carrier Underwriting Report Safety Summary ToC**



**Time-Weighted Violation Points - no data available to draw a chart**  
**Time-Weighted Violation Points by Vehicle - no data available to draw a chart**

See the Excel file for the complete analysis # Violations is in (1-6/7-12/13-24mo)

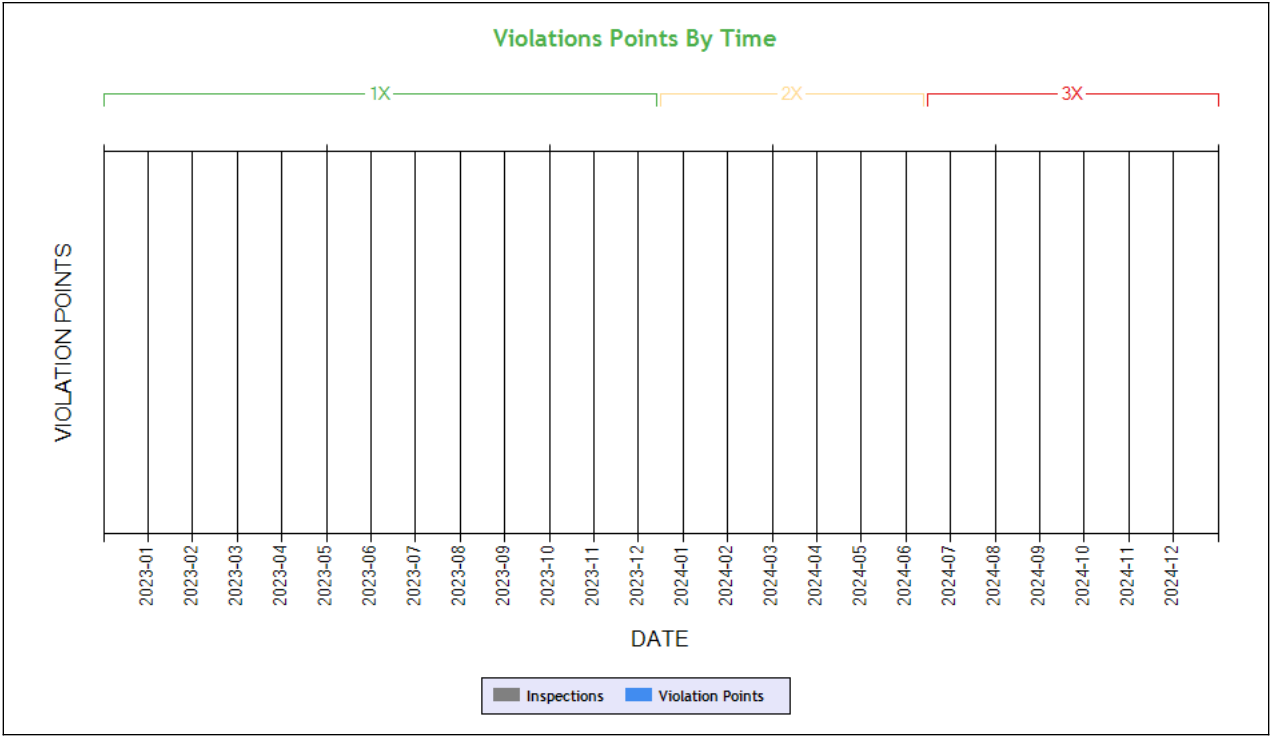
Shaded = Out Of Service Violation		
Violation Group		
Violation Description	Total Time-weighted Points by VIN	% of Total Time-weighted Points by VIN
Driver Resp		
Total Time-weighted Points		
% Total Time-Wt Pts		





**SAFETY ANALYSIS    ToC**

**Unsafe Driving**



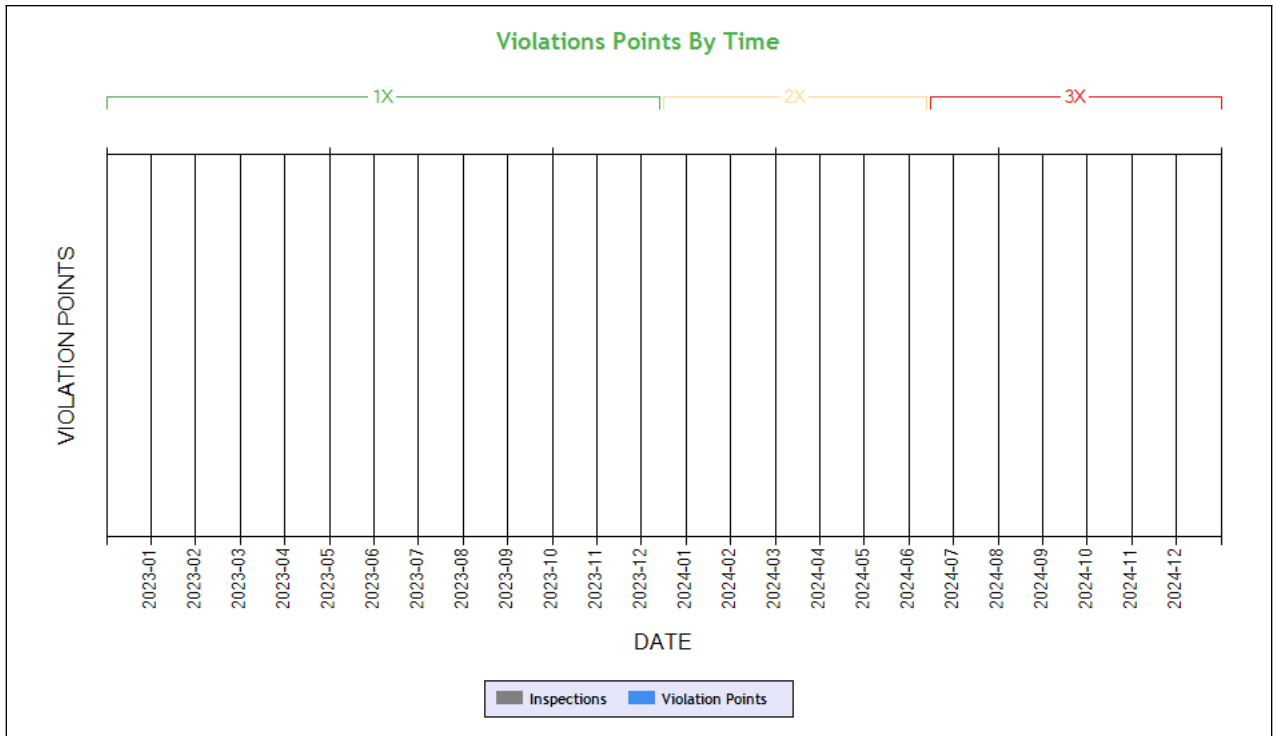
**Time-Weighted Violation Points - no data available to draw a chart**  
**Time-Weighted Severity Points by Vehicle - no data available to draw a chart**

See the Excel file for the complete analysis # Violations is in (1-6/7-12/13-24mo)

Shaded = Out Of Service Violation		
Violation Group		
Violation Description	Total Time-weighted Points by VIN	% of Total Time-weighted Points by VIN
Driver Resp		
Total Time-weighted Points		
% Total Time-Wt Pts		

**HOS Compliance**

**Time-Weighted Violation Points - no data available to draw a chart**  
**Time-Weighted Severity Points by Vehicle - no data available to draw a chart**



**Carrier Software**  
 1-800-646-5152  
 info@CarrierSoftware.com

**CONFIDENTIAL - Intended for use by Amerigo Insurance Agency - Date: 1/22/2025**

**YUVI TRANS INC - DOT# 3652478 / MC1259494**

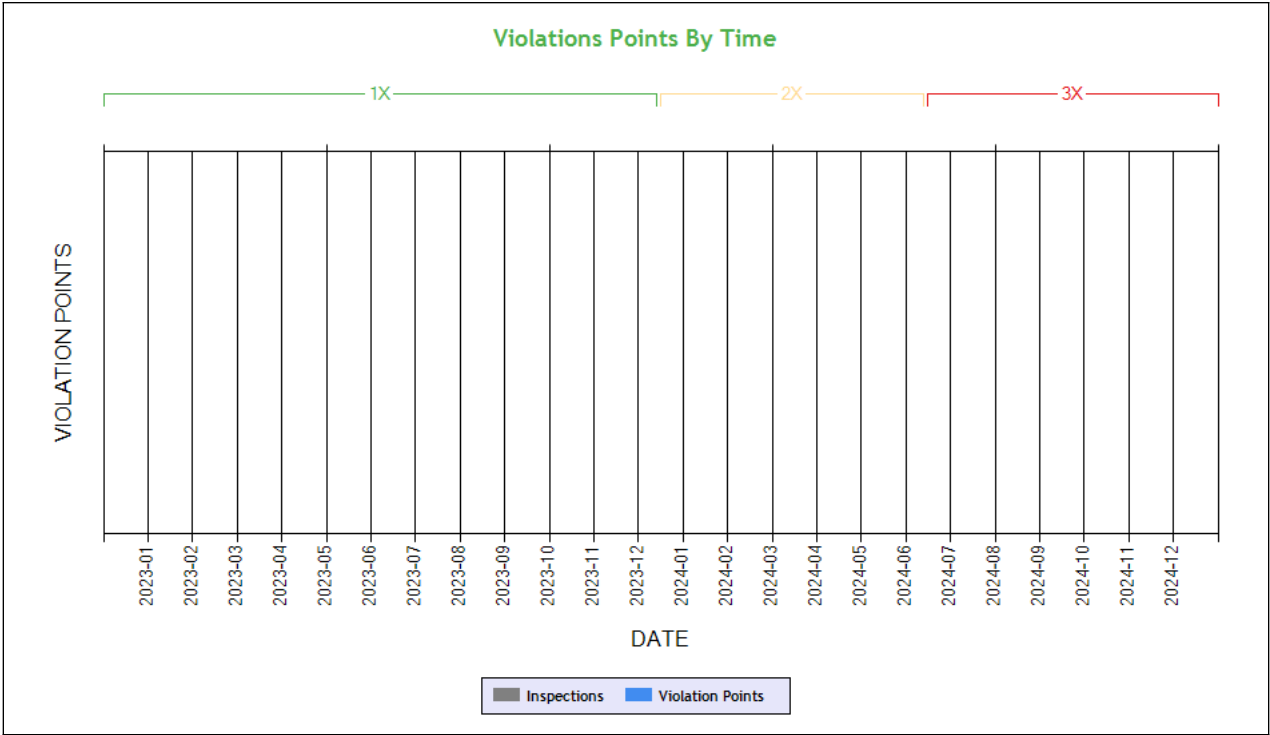
See the Excel file for the complete analysis

# Violations is in (1-6/7-12/13-24mo)

Shaded = Out Of Service Violation		
Violation Group		
Violation Description	Total Time-weighted Points by VIN	% of Total Time-weighted Points by VIN
Driver Resp		
Total Time-weighted Points		
% Total Time-Wt Pts		



**Driver Fitness**



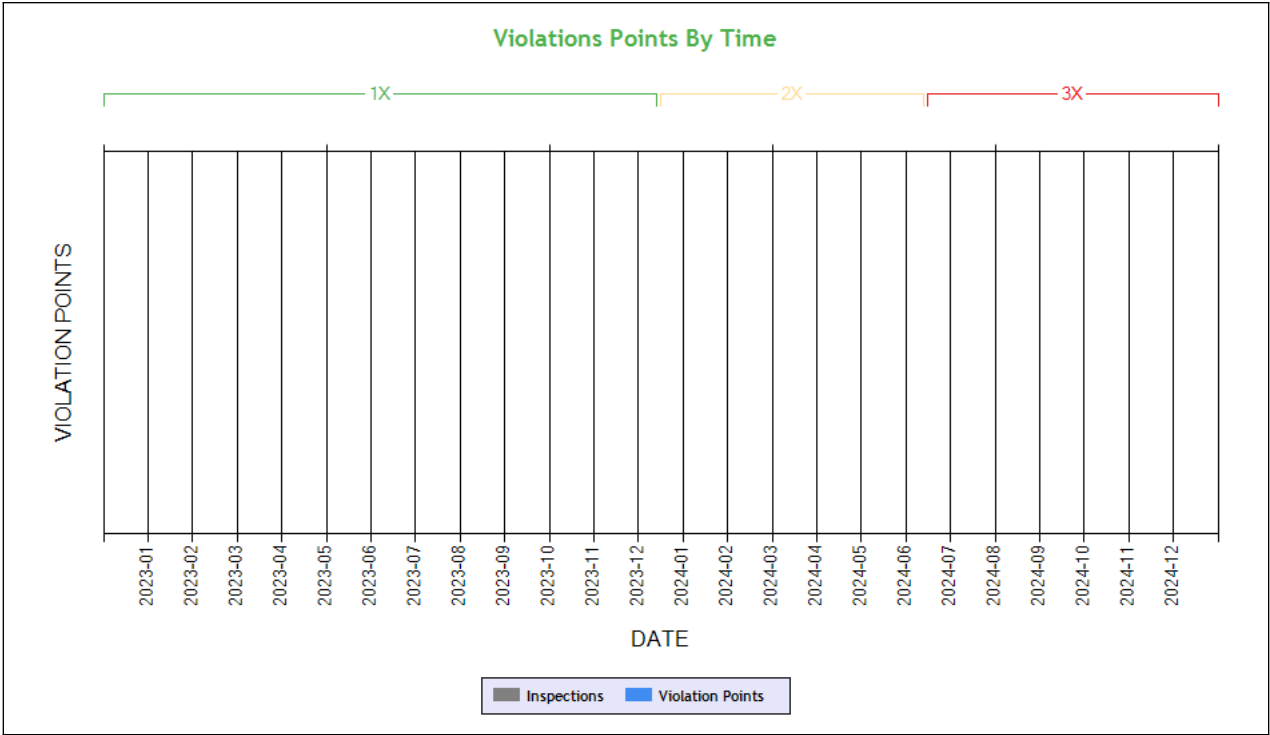
**Time-Weighted Violation Points - no data available to draw a chart**  
**Time-Weighted Severity Points by Vehicle - no data available to draw a chart**

See the Excel file for the complete analysis # Violations is in (1-6/7-12/13-24mo)

Shaded = Out Of Service Violation		
Violation Group		
Violation Description	Total Time-weighted Points by VIN	% of Total Time-weighted Points by VIN
Driver Resp		
Total Time-weighted Points		
% Total Time-Wt Pts		



Vehicle Maintenance



Time-Weighted Violation Points - no data available to draw a chart  
Time-Weighted Severity Points by Vehicle - no data available to draw a chart

See the Excel file for the complete analysis # Violations is in (1-6/7-12/13-24mo)

Shaded = Out Of Service Violation		
Violation Group		
Violation Description	Total Time-weighted Points by VIN	% of Total Time-weighted Points by VIN
Driver Resp		
Total Time-weighted Points		
% Total Time-Wt Pts		

COLOR CODED CRASH TABLE ToC

No crashes have been reported by the DOT on this Motor Carrier  
**INSPECTIONS WITH SHARED EQUIPMENT:**  
No Data



**LEGEND**

**Vehicle Information**

**Inspection for DOT # being analyzed**

**Inspection for Different DOT #**

**Crash Information for specific VIN**

**INSPECTION DETAILS for ALL Inspections**

PDF shows the first 100 Power Unit & Trailer VINs with most recent inspections using data from the last 4 years

**POWER UNIT Inspections Section**

VIN: 1XKYD49X2NJ489909				Unit: Truck Tractor	Year: 2022	Make: KENWORTH	
DOT No: 3652478		Docket No: MC1259494		Name: YUVI TRANS INC		Interstate: Yes	
Date	Unit License	Unit Lic State	Violation Unit	Violation Description	Severity	OOS	Citation
10/05/2022	YP34288	CA	1	393.203C - Hood not securely fastened	2	No	
10/05/2022	YP34288	CA	1	393.205A - Wheel/rim cracked or broken	2	Yes	
10/05/2022	YP34288	CA	1	393.207A - Axle positioning parts defective/missing	7	Yes	
10/05/2022	YP34288	CA	1	396.3A1 - Inspection/repair and maintenance parts and accessories	2	Yes	
09/05/2022	YP34288	CA	-	-	-	-	-
02/01/2022	YP34288	CA	-	-	-	-	-

VIN: 3AKJGLDR6HSJJ6336				Unit: Truck Tractor	Year: 2017	Make: FREIGHTLINER	
Crash Report No.	DOT	Date	State	Fatalities	Injuries	Tow Away	Vehicles Involved
TX5ZPAHQE1CB	3495402	03/22/2021	TX	0	0	Yes	1
DOT No: 3652478		Docket No: MC1259494		Name: YUVI TRANS INC		Interstate: Yes	
Date	Unit License	Unit Lic State	Violation Unit	Violation Description	Severity	OOS	Citation
09/15/2022	YP42130	CA	-	-	-	-	-
03/02/2022	YP42130	CA	1	393.205A - Wheel/rim cracked or broken	2	Yes	
03/02/2022	YP42130	CA	1	393.9 - Inoperative required lamps	2	No	
02/01/2022	YP42130	CA	1	395.8 - Driver record of duty status (general/form and manner)	1	No	
02/01/2022	YP42130	CA	1	396.3A1 - Inspection/repair and maintenance parts and accessories	2	No	
01/04/2022	YP42130	CA	1	396.3A1 - Inspection/repair and maintenance parts and accessories	2	No	
01/04/2022	YP42130	CA	D	392.2UCR - Local Law; Failure To Pay Ucr Fee	0	No	
DOT No: 154237		Docket No: MC138308		Name: KLLM TRANSPORT SERVICES LLC		Interstate: Yes	
Date	Unit License	Unit Lic State	Violation Unit	Violation Description	Severity	OOS	Citation
04/04/2018	A435849	MS	-	-	-	-	-
DOT No: 1426957		Docket No: MX539582		Name: AGUILAS DEL DESIERTO DE BAJA CALIFORNIA S DE RL DE CV		Interstate: Yes	
Date	Unit License	Unit Lic State	Violation Unit	Violation Description	Severity	OOS	Citation
12/15/2016	3457XB	MX	D	391.11B2 - Driver cannot read or speak the English language sufficiently to respond to official inquiries.	4	No	

**TRAILER Inspections Section**

VIN: 1XKYD49X2NJ489909				Unit: Truck Tractor	Year: 2022	Make: KENWORTH	
------------------------	--	--	--	---------------------	------------	----------------	--



DOT No: 3652478		Docket No: MC1259494		Name: YUVI TRANS INC		Interstate: Yes	
Date	Unit License	Unit Lic State	Violation Unit	Violation Description	Severity	OOS	Citation
10/05/2022	YP34288	CA	1	393.203C - Hood not securely fastened	2	No	
10/05/2022	YP34288	CA	1	393.205A - Wheel/rim cracked or broken	2	Yes	
10/05/2022	YP34288	CA	1	393.207A - Axle positioning parts defective/missing	7	Yes	
10/05/2022	YP34288	CA	1	396.3A1 - Inspection/repair and maintenance parts and accessories	2	Yes	
09/05/2022	YP34288	CA	-	-	-	-	-
02/01/2022	YP34288	CA	-	-	-	-	-

VIN: 3AKJGLDR6HSJJ6336		Unit: Truck Tractor		Year: 2017		Make: FREIGHTLINER	
Crash Report No.	DOT	Date	State	Fatalities	Injuries	Tow Away	Vehicles Involved
TX5ZPAHQE1CB	3495402	03/22/2021	TX	0	0	Yes	1
DOT No: 3652478		Docket No: MC1259494		Name: YUVI TRANS INC		Interstate: Yes	
Date	Unit License	Unit Lic State	Violation Unit	Violation Description	Severity	OOS	Citation
09/15/2022	YP42130	CA	-	-	-	-	-
03/02/2022	YP42130	CA	1	393.205A - Wheel/rim cracked or broken	2	Yes	
03/02/2022	YP42130	CA	1	393.9 - Inoperative required lamps	2	No	
02/01/2022	YP42130	CA	1	395.8 - Driver record of duty status (general/form and manner)	1	No	
02/01/2022	YP42130	CA	1	396.3A1 - Inspection/repair and maintenance parts and accessories	2	No	
01/04/2022	YP42130	CA	1	396.3A1 - Inspection/repair and maintenance parts and accessories	2	No	
01/04/2022	YP42130	CA	D	392.2UCR - Local Law; Failure To Pay Ucr Fee	0	No	
DOT No: 154237		Docket No: MC138308		Name: KLLM TRANSPORT SERVICES LLC		Interstate: Yes	
Date	Unit License	Unit Lic State	Violation Unit	Violation Description	Severity	OOS	Citation
04/04/2018	A435849	MS	-	-	-	-	-
DOT No: 1426957		Docket No: MX539582		Name: AGUILAS DEL DESIERTO DE BAJA CALIFORNIA S DE RL DE CV		Interstate: Yes	
Date	Unit License	Unit Lic State	Violation Unit	Violation Description	Severity	OOS	Citation
12/15/2016	3457XB	MX	D	391.11B2 - Driver cannot read or speak the English language sufficiently to respond to official inquiries.	4	No	

Inspection Summary By Month (based on inspections from the last 4 years) ToC						
Year-Month	Number of Inspections	Number of Power Units	Total Violations	Total OOS Inspections	Total Severity Points	Number of Crashes
2022-10	1	1	6	0	17	0
2022-09	2	2	0	0	0	0
2022-03	1	1	5	1	20	0
2022-02	2	2	2	0	3	0
2022-01	1	1	3	0	2	0
Note: The most recent month's counts may not include all the inspections for that month.						

VIN Inspection Violation Details ToC									
# of VINs: 4 # of Insp: 6 Severity Weight: 75 Avg. Weight/VIN: 12.5 (based on inspections in the last 4 years, showing top 50 VINs inspected most recently)									
VIN 1UYVS2532AM912414		# of Inspections: 1		Total Severity: 15		Percentage of Total: 20.00%		Avg. Weight Per Inspection: 15.0	
Inspection Date	Inspection ID	Inspection State	Location Description	Total Severity	# of Violations	Shipper Name	Inspection Level	Post Accident	Out of Service
10/05/2022	76916387	NM	ON I-40 1786 FT W OF NM HWY 12	15	5	PECO FOODS INK	1	Yes	No
BASIC		Unit Type		Severity		Description		Out of Service	
Vehicle Maintenance		Semi Trailer		7		393.207A:Axle positioning parts defective/missing		Yes	
Vehicle Maintenance		Semi Trailer		2		393.201A:Frame cracked / loose / sagging / broken		Yes	
Vehicle Maintenance		Semi Trailer		2		393.203C:Hood not securely fastened		No	
Vehicle Maintenance		Semi Trailer		2		393.205A:Wheel/rim cracked or broken		Yes	



Vehicle Maintenance		Semi Trailer		2		396.3A1:Inspection/repair and maintenance parts and access		Yes	
VIN 1XKYD49X2NJ489909		# of Inspections: 1		Total Severity: 15		Percentage of Total: 20.00%		Avg. Weight Per Inspection: 15.0	
Inspection Date	Inspection ID	Inspection State	Location Description	Total Severity	# of Violations	Shipper Name	Inspection Level	Post Accident	Out of Service
10/05/2022	76916387	NM	ON I-40 1786 FT W OF NM HWY 12	15	5	PECO FOODS INK	1	Yes	No
BASIC		Unit Type		Severity		Description		Out of Service	
Vehicle Maintenance		Truck Tractor		7		393.207A:Axle positioning parts defective/missing		Yes	
Vehicle Maintenance		Truck Tractor		2		393.201A:Frame cracked / loose / sagging / broken		Yes	
Vehicle Maintenance		Truck Tractor		2		393.203C:Hood not securely fastened		No	
Vehicle Maintenance		Truck Tractor		2		393.205A:Wheel/rim cracked or broken		Yes	
Vehicle Maintenance		Truck Tractor		2		396.3A1:Inspection/repair and maintenance parts and access		Yes	
VIN 1UYVS2532CU385932		# of Inspections: 1		Total Severity: 20		Percentage of Total: 26.67%		Avg. Weight Per Inspection: 20.0	
Inspection Date	Inspection ID	Inspection State	Location Description	Total Severity	# of Violations	Shipper Name	Inspection Level	Post Accident	Out of Service
03/02/2022	75110930	CA	CACHE CREEK SCALES	20	5	SYSCO	1	No	Yes
BASIC		Unit Type		Severity		Description		Out of Service	
Vehicle Maintenance		Semi Trailer		8		393.75A3:Tire -flat and/or audible air leak		Yes	
Vehicle Maintenance		Semi Trailer		4		393.47E:Clamp/Roto-Chamber type brake(s) out of adjustment		No	
Vehicle Maintenance		Semi Trailer		4		393.53B:Automatic brake adjuster CMV manufactured on or af		No	
Vehicle Maintenance		Semi Trailer		2		393.205A:Wheel/rim cracked or broken		Yes	
Vehicle Maintenance		Semi Trailer		2		393.9:Inoperative required lamps		No	
VIN 3AKJGLDR6HSJJ6336		# of Inspections: 3		Total Severity: 25		Percentage of Total: 33.33%		Avg. Weight Per Inspection: 8.3	
Inspection Date	Inspection ID	Inspection State	Location Description	Total Severity	# of Violations	Shipper Name	Inspection Level	Post Accident	Out of Service
03/02/2022	75110930	CA	CACHE CREEK SCALES	20	5	SYSCO	1	No	Yes
BASIC		Unit Type		Severity		Description		Out of Service	
Vehicle Maintenance		Truck Tractor		8		393.75A3:Tire -flat and/or audible air leak		Yes	
Vehicle Maintenance		Truck Tractor		4		393.47E:Clamp/Roto-Chamber type brake(s) out of adjustment		No	
Vehicle Maintenance		Truck Tractor		4		393.53B:Automatic brake adjuster CMV manufactured on or af		No	
Vehicle Maintenance		Truck Tractor		2		393.205A:Wheel/rim cracked or broken		Yes	
Vehicle Maintenance		Truck Tractor		2		393.9:Inoperative required lamps		No	
Inspection Date	Inspection ID	Inspection State	Location Description	Total Severity	# of Violations	Shipper Name	Inspection Level	Post Accident	Out of Service
02/01/2022	74725727	CA	FRESNO AREA	3	2		1	No	No
BASIC		Unit Type		Severity		Description		Out of Service	
Vehicle Maintenance		Truck Tractor		2		396.3A1:Inspection/repair and maintenance parts and access		No	
Hours-Of-Servce Compliance		Truck Tractor		1		395.8:Driver record of duty status (general/form and ma		No	
Inspection Date	Inspection ID	Inspection State	Location Description	Total Severity	# of Violations	Shipper Name	Inspection Level	Post Accident	Out of Service
01/04/2022	74510766	CA	N. DEWITT AVE	2	2		1	No	No
BASIC		Unit Type		Severity		Description		Out of Service	
Vehicle Maintenance		Truck Tractor		2		396.3A1:Inspection/repair and maintenance parts and access		No	
		Truck Tractor		0		392.2UCR:Local Law; Failure To Pay Ucr Fee		No	



Inspection History ToC							
Inspection Date	Report Number	Report State	Plate Number	Plate State	Type	Severity Weight	Time Weight
10/05/2022	6394M83C4F	NM	YP34288	CA	Truck Tractor		0
1XKYD49X2NJ489909 - Power Unit - OOS Vehicle Maintenance Violation: 393.201AFrame cracked / loose / sagging / broken						2	
1XKYD49X2NJ489909 - Power Unit - Vehicle Maintenance Violation: 393.203CHood not securely fastened						2	
1XKYD49X2NJ489909 - Power Unit - OOS Vehicle Maintenance Violation: 393.205AWheel/rim cracked or broken						2	
1XKYD49X2NJ489909 - Power Unit - OOS Vehicle Maintenance Violation: 393.207AAxle positioning parts defective/missing						7	
1XKYD49X2NJ489909 - Power Unit - OOS Vehicle Maintenance Violation: 396.3A1Inspection/repair and maintenance parts and accessories						2	
09/15/2022	2012011687	MS	YP42130	CA	Truck Tractor		0
09/05/2022	6612091154	MS	YP34288	CA	Truck Tractor		0
03/02/2022	NC0Q001789	CA	YP42130	CA	Truck Tractor		0
3AKJGLDR6HSJJ6336 - Power Unit - OOS Vehicle Maintenance Violation: 393.205AWheel/rim cracked or broken						2	
3AKJGLDR6HSJJ6336 - Power Unit - Vehicle Maintenance Violation: 393.47EClamp/Roto-Chamber type brake(s) out of adjustment						4	
3AKJGLDR6HSJJ6336 - Power Unit - Vehicle Maintenance Violation: 393.53BAutomatic brake adjuster CMV manufactured on or after 10/20/1994 - air brake						4	
3AKJGLDR6HSJJ6336 - Power Unit - OOS Vehicle Maintenance Violation: 393.75A3Tire -flat and/or audible air leak						8	
3AKJGLDR6HSJJ6336 - Power Unit - Vehicle Maintenance Violation: 393.9Inoperative required lamps						2	
02/01/2022	UBG2002030	CA	YP34288	CA	Truck Tractor		0
02/01/2022	UBAY001679	CA	YP42130	CA	Truck Tractor		0
3AKJGLDR6HSJJ6336 - Power Unit - Hours-Of-Service Violation: 395.8Driver record of duty status (general/form and manner)						1	
3AKJGLDR6HSJJ6336 - Power Unit - Vehicle Maintenance Violation: 396.3A1Inspection/repair and maintenance parts and accessories						2	
01/04/2022	UD1W000870	CA	YP42130	CA	Truck Tractor		0
3AKJGLDR6HSJJ6336 - Power Unit - State/Local Laws Violation: 392.2UCRLocal Law; Failure To Pay Ucr Fee						0	
3AKJGLDR6HSJJ6336 - Power Unit - Vehicle Maintenance Violation: 396.3A1Inspection/repair and maintenance parts and accessories						2	
Only the first 20 inspections are shown. See the live report for more data.							