



Table of Contents

1. Overview	2. BASIC Scores History
3. BASIC Measures	4. KPI: BASIC Measures by Cargo Group
5. Estimated ISS Score	6. Investigation Results
7. Penalties History	8. Acute Critical Violations
9. Red Flag Violation Details	10. DOT Registration Information
11. DOT MCS-150 History	12. Crash Summary
13. Inspection Summary	14. KPI: Inspection Viol OOS Rates by Cargo Group
15. FHWA Registration Information	16. FHWA Insurance Information
17. FHWA Authorities	18. Severe Violations
19. Violation Report	20. Violation Summary
21. Violation Enforcement Chronology	22. Inspection Violations & OOS Counts
23. Radius Of Operation	24. Inspection & Crash Locations
25. Cargo Hot Spots	26. Inspection Violations & OOS Chronology
27. Percent of Insp & Crash by State	28. VIN Insp Summary by State
29. Violations By Unit Type	30. Equipment Ownership
31. Equipment Details	32. Vehicle Age
33. States of Power Unit Registrations	34. Equipment Acquisitions
35. Driver Details	36. Shared VIN Summary
37. Shipper Table	38. Safety Summary
39. Safety Details	40. Crash Detail Color Coded
41. Inspections with Shared Equipment	42. Inspection Tabular Details
43. Inspection Summary By Month	44. VIN Inspection Violation Details
45. Inspection History	



Business Address

4737 E BRALY AVE
FRESNO, CA
93702

Contact Info

(425)-919-0039

YADTRUCKINGINC@GMAIL.COM

FHWA Address

4737 E BRALY AVE
FRESNO, CA, 93702

Phone: (425)-919-0039

Mailing Address

4737 E BRALY AVE
FRESNO, CA
93702

Overview ToC

Operating Status: AUTHORIZED FOR Property
One other company viewed this DOT in the past two months
Crash/PU ratio: 0.0%
Clean Inspection ratio: 66.67%

Estimated BASIC Scores (as of 11/29/2024)

	Unsafe Driving	Hours of Service	Driver Fitness	Controlled Sub. and Alcohol	Vehicle Maintenance	HM Compliance	Crash
Relative Scores	0% ⊖	0% ○	0% ○	0% ○	0% ○	0% ○	0% ○
Alert Status	No	No	No	No	No	No	No



Estimated Inspection Selection System (ISS) Score: 1
Category: Pass

BASIC Scores History - Unsafe Driving ToC

There are no Scores for this BASIC

BASIC Scores History - Hours of Service ToC

There are no Scores for this BASIC

BASIC Scores History - Driver Fitness ToC

There are no Scores for this BASIC

BASIC Scores History - Controlled Substance ToC

There are no Scores for this BASIC



BASIC Scores History - Vehicle Maintenance ToC

There are no Scores for this BASIC

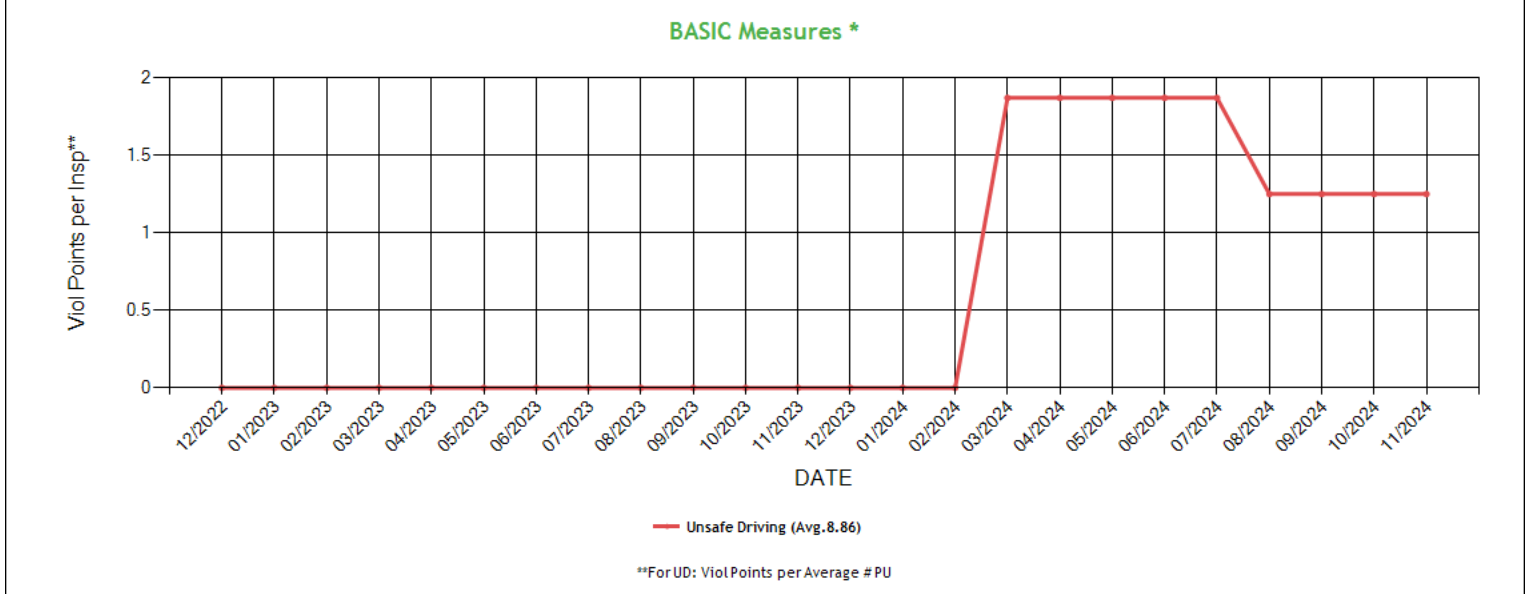
BASIC Scores History - Crash ToC

There are no Scores for this BASIC

BASIC Scores History - Hazmat ToC

There are no Scores for this BASIC

BASIC Measures: Violation Points per Inspection Trends ToC



* BASIC Measures are the absolute SMS scores that are compared within each Safety Event Group to determine the BASIC Score percentiles. Averages based on fleets with 1-5 power units.



BASIC Measures * - Table ToC

UD-Unsafe Driving, HOS-Hours of Service, DF-Driver Fitness, CS-Controlled Substances, VM-Vehicle Maintenance

Date	UD Measure	UD AC	UD with Viol	HOS Measure	HOS AC	HOS with Viol	DF Measure	DF AC	DF with Viol	CS Measure	CS AC	CS with Viol	VM Measure	VM AC	VM with Viol
11/2024	1.25	N	1	0.00	N	0	0.00	N	0	0.00	N	0	0.00	N	0
10/2024	1.25	N	1	0.00	N	0	0.00	N	0	0.00	N	0	0.00	N	0
09/2024	1.25	N	1	0.00	N	0	0.00	N	0	0.00	N	0	0.00	N	0
08/2024	1.25	N	1	0.00	N	0	0.00	N	0	0.00	N	0	0.00	N	0
07/2024	1.87	N	1	0.00	N	0	0.00	N	0	0.00	N	0	0.00	N	0
06/2024	1.87	N	1	0.00	N	0	0.00	N	0	0.00	N	0	0.00	N	0
05/2024	1.87	N	1	0.00	N	0	0.00	N	0	0.00	N	0	0.00	N	0
04/2024	1.87	N	1	0.00	N	0	0.00	N	0	0.00	N	0	0.00	N	0
03/2024	1.87	N	1	0.00	N	0	0.00	N	0	0.00	N	0	0.00	N	0
02/2024	0.00	N	0	0.00	N	0	0.00	N	0	0.00	N	0	0.00	N	0
01/2024	0.00	N	0	0.00	N	0	0.00	N	0	0.00	N	0	0.00	N	0
12/2023	0.00	N	0	0.00	N	0	0.00	N	0	0.00	N	0	0.00	N	0
11/2023	0.00	N	0	0.00	N	0	0.00	N	0	0.00	N	0	0.00	N	0
10/2023	0.00	N	0	0.00	N	0	0.00	N	0	0.00	N	0	0.00	N	0
09/2023	0.00	N	0	0.00	N	0	0.00	N	0	0.00	N	0	0.00	N	0
08/2023	0.00	N	0	0.00	N	0	0.00	N	0	0.00	N	0	0.00	N	0
07/2023	0.00	N	0	0.00	N	0	0.00	N	0	0.00	N	0	0.00	N	0
06/2023	0.00	N	0	0.00	N	0	0.00	N	0	0.00	N	0	0.00	N	0
05/2023	0.00	N	0	0.00	N	0	0.00	N	0	0.00	N	0	0.00	N	0
04/2023	0.00	N	0	0.00	N	0	0.00	N	0	0.00	N	0	0.00	N	0
03/2023	0.00	N	0	0.00	N	0	0.00	N	0	0.00	N	0	0.00	N	0
02/2023	0.00	N	0	0.00	N	0	0.00	N	0	0.00	N	0	0.00	N	0
01/2023	0.00	N	0	0.00	N	0	0.00	N	0	0.00	N	0	0.00	N	0
12/2022	0.00	N	0	0.00	N	0	0.00	N	0	0.00	N	0	0.00	N	0
11/2022	0.00	N	0	0.00	N	0	0.00	N	0	0.00	N	0	0.00	N	0
10/2022	0.00	N	0	0.00	N	0	0.00	N	0	0.00	N	0	0.00	N	0
09/2022	0.00	N	0	0.00	N	0	0.00	N	0	0.00	N	0	0.00	N	0
08/2022	0.00	N	0	0.00	N	0	0.00	N	0	0.00	N	0	0.00	N	0
07/2022	0.00	N	0	0.00	N	0	0.00	N	0	0.00	N	0	0.00	N	0
06/2022	0.00	N	0	0.00	N	0	0.00	N	0	0.00	N	0	0.00	N	0
05/2022	0.00	N	0	0.00	N	0	0.00	N	0	0.00	N	0	0.00	N	0
04/2022	0.00	N	0	0.00	N	0	0.00	N	0	0.00	N	0	0.00	N	0
03/2022	0.00	N	0	0.00	N	0	0.00	N	0	0.00	N	0	0.00	N	0
02/2022	0.00	N	0	0.00	N	0	0.00	N	0	0.00	N	0	0.00	N	0
01/2022	0.00	N	0	0.00	N	0	0.00	N	0	0.00	N	0	0.00	N	0
12/2021	0.00	N	0	0.00	N	0	0.00	N	0	0.00	N	0	0.00	N	0
11/2021	0.00	N	0	0.00	N	0	0.00	N	0	0.00	N	0	0.00	N	0
10/2021	0.00	N	0	0.00	N	0	0.00	N	0	0.00	N	0	0.00	N	0
09/2021	0.00	N	0	0.00	N	0	0.00	N	0	0.00	N	0	0.00	N	0
08/2021	0.00	N	0	0.00	N	0	0.00	N	0	0.00	N	0	0.00	N	0
07/2021	0.00	N	0	0.00	N	0	0.00	N	0	0.00	N	0	0.00	N	0

* BASIC Measures are the absolute SMS scores that are compared within each Safety Event Group to determine the BASIC Score percentiles.

KPI: BASIC Measures by Fleet Size and Cargo Group ToC

Fleet Size: 1-5 PUs														
	Unsafe Driving		Hours of Service		Driver Fitness		Controlled Substance		Vehicle Maintenance		HM Compliance		Crash	
Cargo Group (Companies)	Avg.	Comp. to Avg.	Avg.	Comp. to Avg.	Avg.	Comp. to Avg.	Avg.	Comp. to Avg.	Avg.	Comp. to Avg.	Avg.	Comp. to Avg.	Avg.	Comp. to Avg.
Bulk Goods (252674)	0.77	Worse	0.23	Better	0.13	Better	0.01	Better	1.72	Better	0.01	Better	0.06	Better
YAD TRUCKING INC	1.25		0.00		0.00		0.00		0.00		0.00		0.00	



Estimated ISS Score: 1 Pass [ToC](#) [About the Inspection Selection System](#)

Estimated ISS Score History - Table [ToC](#)

Date	Estimated ISS Score	Recommendation	Algorithm
11/29/2024	1	Pass	Safety Algorithm
10/25/2024	1	Pass	Safety Algorithm
09/27/2024	1	Pass	Safety Algorithm
08/30/2024	1	Pass	Safety Algorithm
07/26/2024	1	Pass	Safety Algorithm
06/28/2024	1	Pass	Safety Algorithm
05/31/2024	1	Pass	Safety Algorithm
04/26/2024	1	Pass	Safety Algorithm
03/29/2024	1	Pass	Safety Algorithm
02/23/2024	1	Pass	Safety Algorithm
01/26/2024	1	Pass	Safety Algorithm
12/29/2023	1	Pass	Safety Algorithm
11/24/2023	72	Optional Inspect	Insufficient Data Algorithm
10/27/2023	72	Optional Inspect	Insufficient Data Algorithm
09/29/2023	72	Optional Inspect	Insufficient Data Algorithm
08/25/2023	67	Optional Inspect	Insufficient Data Algorithm
07/28/2023	65	Optional Inspect	Insufficient Data Algorithm
06/30/2023	65	Optional Inspect	Insufficient Data Algorithm
05/26/2023	66	Optional Inspect	Insufficient Data Algorithm
04/28/2023	67	Optional Inspect	Insufficient Data Algorithm
03/31/2023	65	Optional Inspect	Insufficient Data Algorithm
02/24/2023	65	Optional Inspect	Insufficient Data Algorithm
01/27/2023	66	Optional Inspect	Insufficient Data Algorithm
12/30/2022	65	Optional Inspect	Insufficient Data Algorithm
11/25/2022	65	Optional Inspect	Insufficient Data Algorithm
10/28/2022	64	Optional Inspect	Insufficient Data Algorithm
09/30/2022	64	Optional Inspect	Insufficient Data Algorithm
08/26/2022	64	Optional Inspect	Insufficient Data Algorithm
07/29/2022	64	Optional Inspect	Insufficient Data Algorithm
06/24/2022	64	Optional Inspect	Insufficient Data Algorithm
05/27/2022	64	Optional Inspect	Insufficient Data Algorithm
04/29/2022	64	Optional Inspect	Insufficient Data Algorithm
03/25/2022	64	Optional Inspect	Insufficient Data Algorithm
02/25/2022	64	Optional Inspect	Insufficient Data Algorithm
01/28/2022	64	Optional Inspect	Insufficient Data Algorithm
12/31/2021	64	Optional Inspect	Insufficient Data Algorithm
11/26/2021	64	Optional Inspect	Insufficient Data Algorithm
10/29/2021	64	Optional Inspect	Insufficient Data Algorithm
09/24/2021	64	Optional Inspect	Insufficient Data Algorithm
08/27/2021	63	Optional Inspect	Insufficient Data Algorithm
07/30/2021	63	Optional Inspect	Insufficient Data Algorithm

Investigation Results [ToC](#)

No Investigations reported on FMCSA website

Penalties History [ToC](#)

There is a problem with the Penalties data on FMCSA website.



Acute Critical Violations (Based on Investigations as per CSA Methodology Appendix A) ToC

No Data

No red flag violations in the last 24 months

DOT Registration Information: The following information on this specific DOT # is from the Federal DOT (as of Operating Authority)					
DOT Registration: 07/01/2021		Total Power Units: 1		Total Trucks: 1	
Total Trailers: 1		Total Passenger Vehicles: 0			
Status	Entity Type	Organization Type	Nation	Total Cars	Drivers / CDL Drivers
A	C	-	US	0	2 / 2
MCS-150 Date	Op Codes	Shipper Op Codes	Shipper HazMat Op Codes	Latest Review Type	Latest Review Document Number(Date)
02/07/2024	A				- (01/01/1900)
MCS-150 Mileage (Year)	Record Update Date	Transports Hazmats	DOT Census Date	Recordable Accident Rate	Preventable Accident Rate
181,469 (2023)	02/07/2024	N	07/01/2021	0%	0%
MCS-151 Mileage	Safety Rating (Date)	SEA Accident	SEA Driver	SEA Vehicle	SEA Management
0	None (None)	0%	0%	0%	0%
Classification Codes		Cargo Carried (per MCS-150)			
Authorized-For-Hire		Commodities Dry Bulk			

DOT MCS-150 History ToC			(as of 02/09/2023 DOT census)							
Census Date	MCS-150 Date	MCS-150 Mileage	VMT Year	Power Units	Drivers	Trailers	Company Rep1	Company Rep2	Email	
2/9/2023	1/31/2023	162738	2022	1	2	1	YADWINDER KUMAR SHARMA		YADTRUCKINGINC@GMAIL.COM	
9/9/2021	9/7/2021	0		1	2	1	YADWINDER KUMAR SHARMA		YADTRUCKINGINC@GMAIL.COM	
7/9/2021	7/1/2021	0		1	1	1	YADWINDER KUMAR SHARMA			

Crash Summary Chart ToCCrashes Summary - Chart (based on all available crash data)

No Data

Crashes Summary - Table (based on all available crash data) ToC										
	TOTAL	Last 6 months	7-12 months	13-18 months	19-24 months	25-30 months	30-36 months	37-41 months	42-48 months	Over 49 months
Total Reportable	0	0	0	0	0	0	0	0	0	0
Fatalities	0	0	0	0	0	0	0	0	0	0
Injuries	0	0	0	0	0	0	0	0	0	0
Tow Away	0	0	0	0	0	0	0	0	0	0
With Citations	0	0	0	0	0	0	0	0	0	0
Federal Recordable	0	0	0	0	0	0	0	0	0	0
Preventable	0	0	0	0	0	0	0	0	0	0
Crash per Pwr Unit	-	0.0%	0.0%	0.0%	0.0%	0.0%	0.0%	0.0%	0.0%	-



Inspection Summary **ToC**

The following inspection information is based on results for 24 months prior to: 12/11/2024. Please note that the total inspections number is not necessarily the total of the vehicle, driver and hazmat inspections, as one inspection may have included any combination of the below inspections.

Overall	Vehicle	Driver	Hazmat
(Please note that the total inspections number is not necessarily the total of the vehicle, driver and hazmat inspections, as one inspection may have included any combination of the below inspections) Total Inspections: 4 Total Out of Service: 0 Out of Service: 0% National Average: 21.23% Difference: -21.23%	Total Inspections: 2 Total Out of Service: 0 Out of Service: 0.00% National Average: 25.12% Difference: -25.12%	Total Inspections: 4 Total Out of Service: 0 Out of Service: 0.00% National Average: 6.83% Difference: -6.83%	Total Inspections: 0 Total Out of Service: 0 Out of Service: 0.00% National Average: 3.06% Difference: -3.06%

KPI: Inspection Viol OOS Rates by Cargo Group **ToC**

Cargo Group	OVERALL		VEHICLE		DRIVER		HAZMAT	
	Average	Compared to Average	Average	Compared to Average	Average	Compared to Average	Average	Compared to Average
Bulk Goods	24.28%	Better	22.30%	Better	9.18%	Better	0.16%	Better
YAD TRUCKING INC	0%		0%		0%		0%	

FHWA Registration Information: The following data on this Motor Carrier is from the Federal Hwy Administration (as of 1/23/2024)

Docket Number	DOT Number	Company Name	DBA Name	Address	City	State	Country	ZIP Code
MC1272722	3670719	YAD TRUCKING INC		4737 E BRALY AVE	FRESNO	CA	US	93702
Phone Number	Fax Number	Mail Address	Mail City	Mail State	Mail Contry	Mail ZIP Code	Mail Phone Number	Mail Fax Number
(425)-919-0039								
Date of Last Change	Freight	Passenger	Household Goods	Active Authority	Pending Authority	Revocation Pending Authority		
1/23/2024	Y	N	N	/ Common /	/	/		

Insurance Required (as of 04/30/2024) **ToC**

Docket Number	Insurance Type	Insurance Required	Insurance on File
MC1272722	BIPD	\$750k	\$750k
MC1272722	Cargo	No	No
MC1272722	Bond	No	No

Active / Pending Insurance (as of 04/30/2024)

Docket Number	Form	Type	Insurance Carrier	Policy/Surety	Coverage From	Coverage To	Required	On File	Effective Date	Cancel Date
MC1272722	91X	BIPD/Primary	SECURITY NATIONAL INSURANCE CO.	SMC1818735	\$0k	\$750k	\$750k	\$750k	01/20/2024	-



Insurance History (as of 04/30/2024)

Docket Number	Form	Type	Insurance Carrier	Policy/Surety	Coverage From	Coverage To	Effective Date From	Effective Date To
MC1272722	91X	BIPD/Primary	INDEMNITY INSURANCE CO. OF NORTH AMERICA	MMT H25549090	\$0k	\$1000k	07/20/2021	02/10/2024 Cancelled
MC1272722	91X	BIPD/Primary	INDEMNITY INSURANCE CO. OF NORTH AMERICA	MMT H25549090	\$0k	\$1000k	07/20/2021	01/20/2024 Replaced

FHWA Authorities (as of 04/30/2024) ToC

Docket#	L&I Name	Active Authority	Inactive Authority	Pending Authority	Revocation Pending Authority	Freight	Passenger	Household Goods
MC1272722	YAD TRUCKING INC	Common /				Yes	No	No

Authority History (as of 04/30/2024)

Docket Number	Sub	Auth Type	Original Action	Disposition
MC1272722		COMMON	INVOLUNTARY REVOCATION 1/16/2024 12:00:00 AM	DISCONTINUED REVOCATION 1/23/2024 12:00:00 AM
MC1272722		COMMON	GRANTED 7/28/2021 12:00:00 AM	

Severe Violations (i.e. those with >= 8 points) - Chart ToC

No Data

Severe Violations (i.e. those with >= 8 points) - Table

No Data

Violation Report ToC

Inspection Date	Inspection State	BASIC	Violation Description	OOS	VIN	Severity Points
02/24/2024	NE	Unsafe Driving	392.2PK - Unlawfully parking and/or leaving vehicle in the roadway	No	1FUJHHDR8KLKN7339	1
11/01/2022	CA	-	392.2RG - State vehicle registration or License Plate violation	No	1FUJHHDR8KLKN7339	0

No filters were applied when generating this report, see the live report for more options.

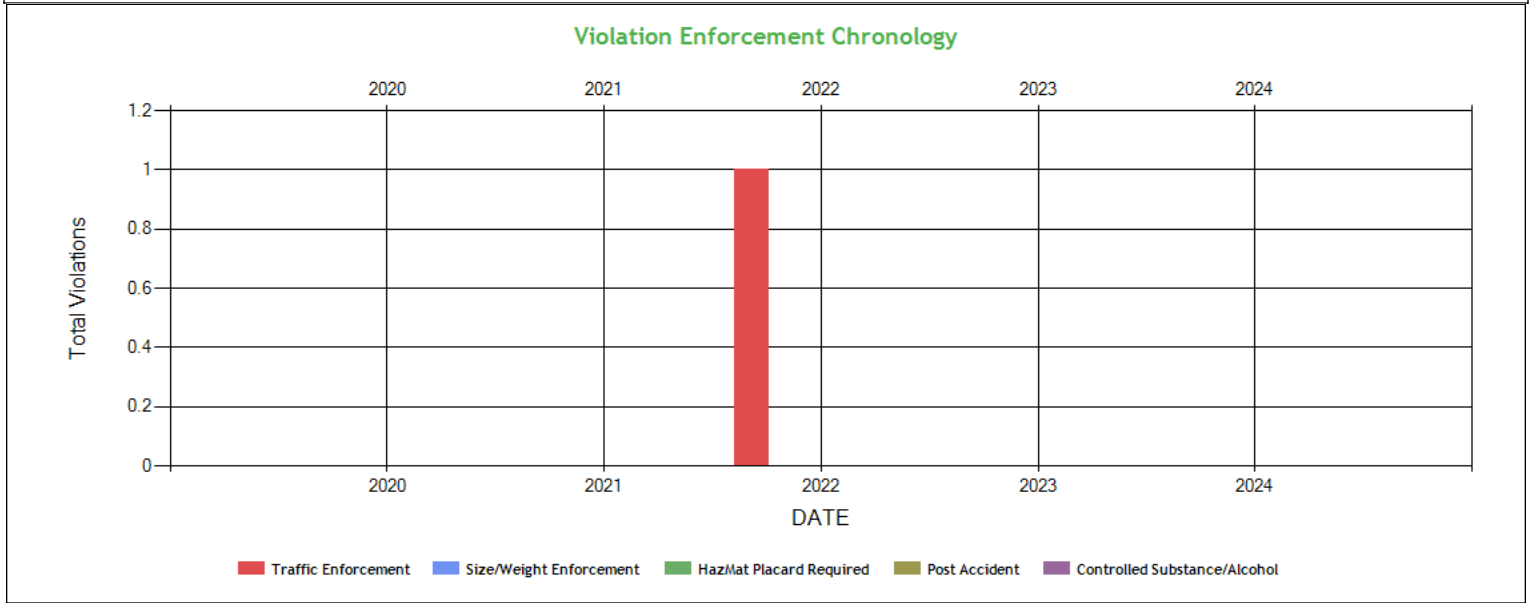
Violation Summary ToC

BASIC	Violation Group	Code	Description	# of Violations	# of OOS Violations	Severity Points
Unsafe Driving	Other Driver Violations	392.2PK	Unlawfully parking and/or leaving vehicle in the roadway	1	0	1

No filters were applied when generating this report, see the live report for more options.



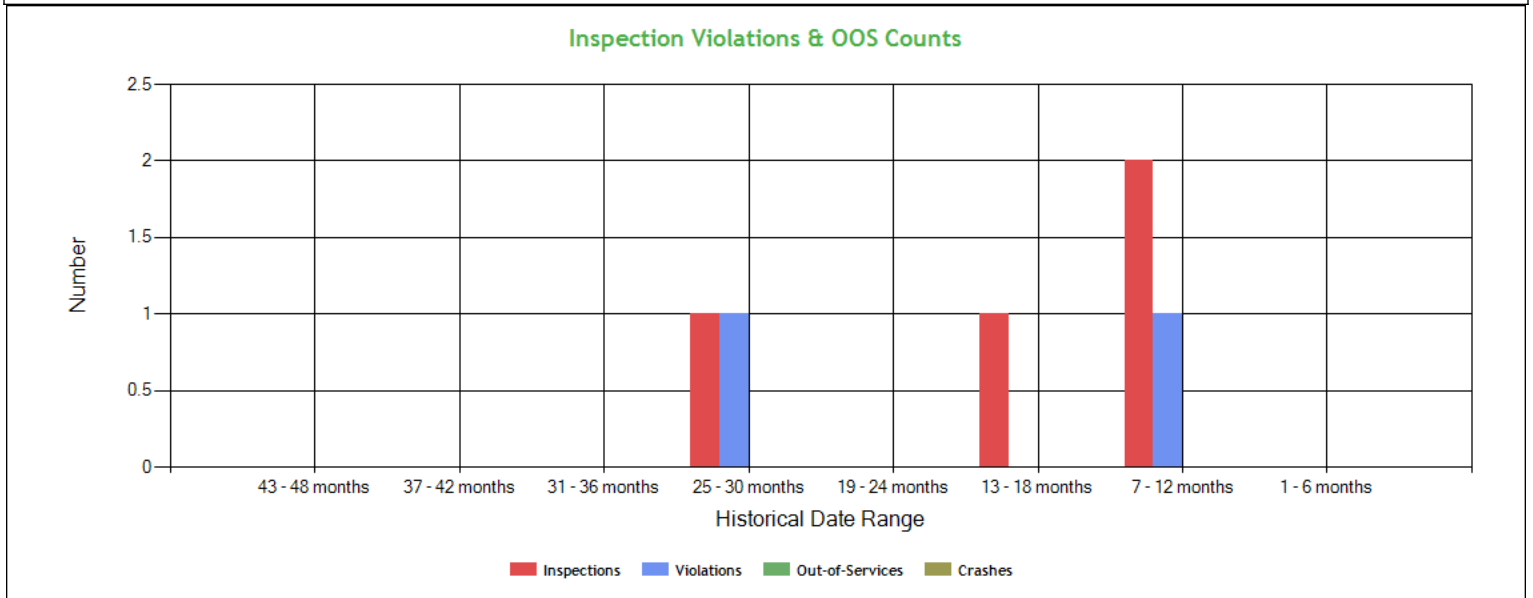
Violation Enforcement Chronology - Chart ToC



Violation Enforcement Chronology - Table ToC

	2020	2021	2022	2023	2024
Traffic Enforcement	0	0	1	0	0
Size/Weight Enforcement	0	0	0	0	0
HazMat Placard Required	0	0	0	0	0
Post Accident	0	0	0	0	0
Controlled Substance/Alcohol	0	0	0	0	0

Inspection Violations & OOS Counts - Chart ToC





Inspection Violations & OOS Counts - Table [ToC](#)

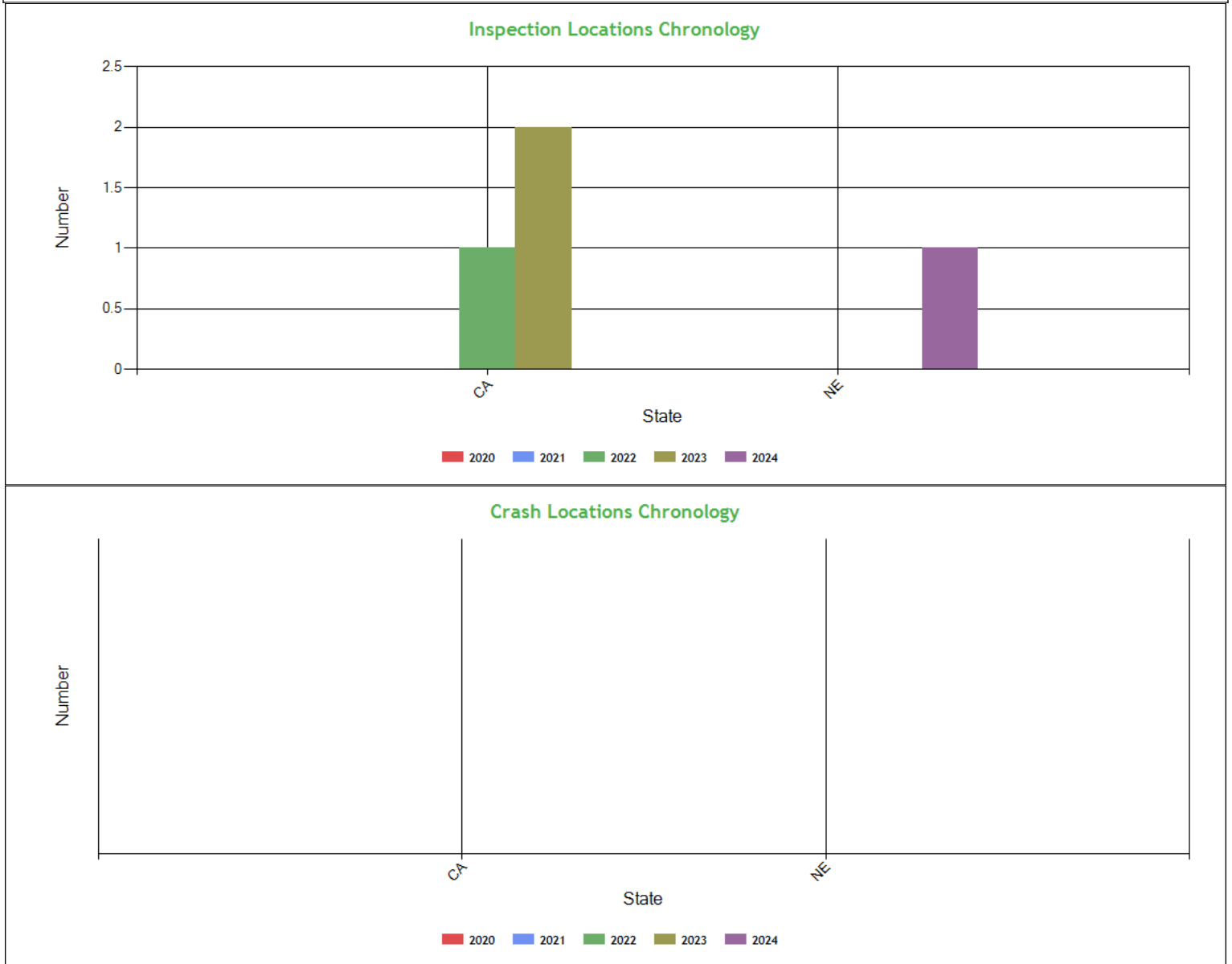
Date Range	Inspections	Violations	Out-of-Services	Crashes
TOTAL	4	2	0	0
1 - 6 months	0	0	0	0
7 - 12 months	2	1	0	0
13 - 18 months	1	0	0	0
19 - 24 months	0	0	0	0
25 - 30 months	1	1	0	0
31 - 36 months	0	0	0	0
37 - 42 months	0	0	0	0
43 - 48 months	0	0	0	0

Radius of Operation (based on Inspections and Crashes during the past 3 years) [ToC](#)

	Total	Drive between 0 and 50 miles radius	Drive between 51 and 200 miles radius	Drive between 201 and 300 miles radius	Drive between 301 and 400 miles radius	Drive between 401 and 500 miles radius	Drive between 501 and 600 miles radius	Drive beyond 600 miles radius
Power Units (i.e. unique VINs)	1	0	0	0	0	0	0	1
Percent	100%	0%	0%	0%	0%	0%	0%	100%



Inspection & Crash Locations - Chart ToC



Inspection & Crash Locations - Table ToC

State	Inspections					Violations					Out-of-Services					Crashes				
	2020	2021	2022	2023	2024	2020	2021	2022	2023	2024	2020	2021	2022	2023	2024	2020	2021	2022	2023	2024
TOTAL	0	0	1	2	1	0	0	1	0	1	0	0	0	0	0	0	0	0	0	0
CA	0	0	1	2	0	0	0	1	0	0	0	0	0	0	0	0	0	0	0	0
NE	0	0	0	0	1	0	0	0	0	1	0	0	0	0	0	0	0	0	0	0

Hot Spot Summary ToC

Year	Month	Level 5	Level 5 %	Level 4	Level 4 %	Level 3	Level 3 %	Level 2	Level 2 %	Level 1	Level 1 %	Level 0	Level 0 %	Levels 1 - 5	Levels 1 - 5 %
2024	February (Partial)	0	0.00%	0	0.00%	0	0.00%	0	0.00%	0	0.00%	1	50.00%	0	0.00%
2023	December	0	0.00%	0	0.00%	0	0.00%	1	50.00%	0	0.00%	0	0.00%	1	50.00%



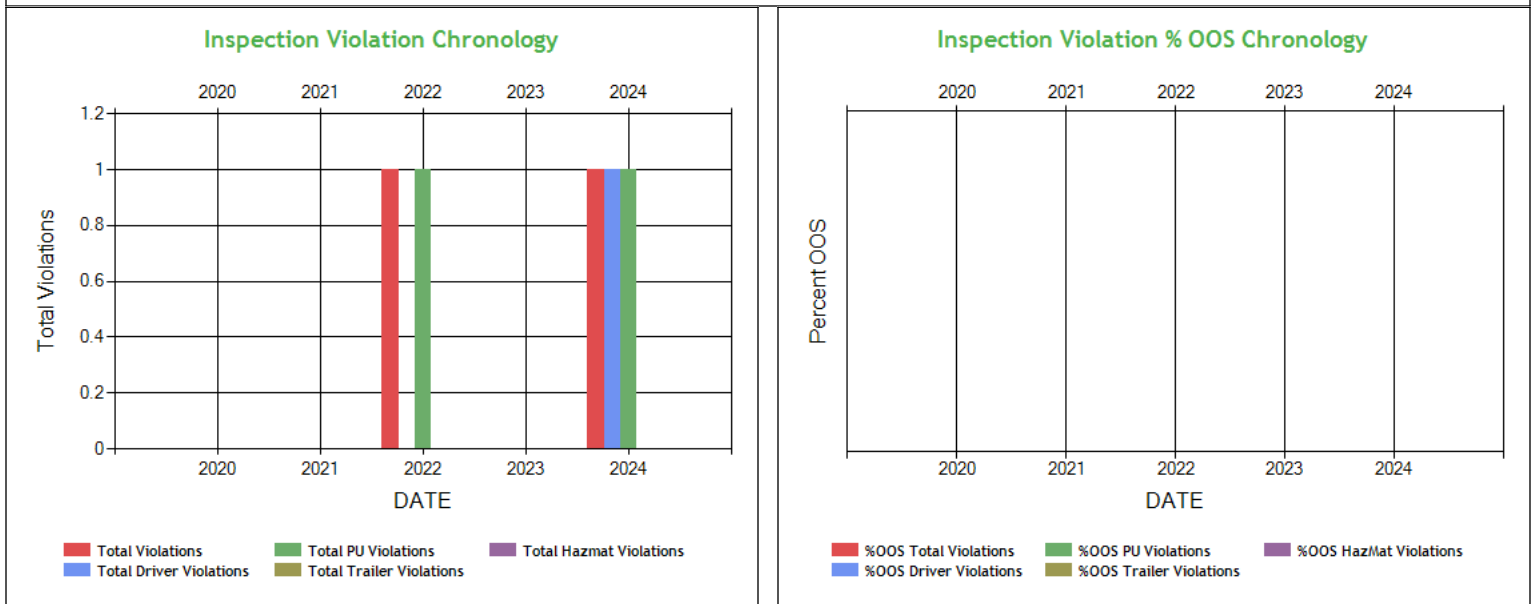
Totals	0	0.00%	0	0.00%	0	0.00%	1	50.00%	0	0.00%	1	50.00%	1	50.00%
--------	---	-------	---	-------	---	-------	---	--------	---	-------	---	--------	---	--------

Hot Spot Analysis

State	County	Level	Count	Percentage
CA	Nevada	2	1	50.00%

Report generated using the last 12 full months of inspection data

Inspection Violation % OOS Chronology - Chart [ToC](#)

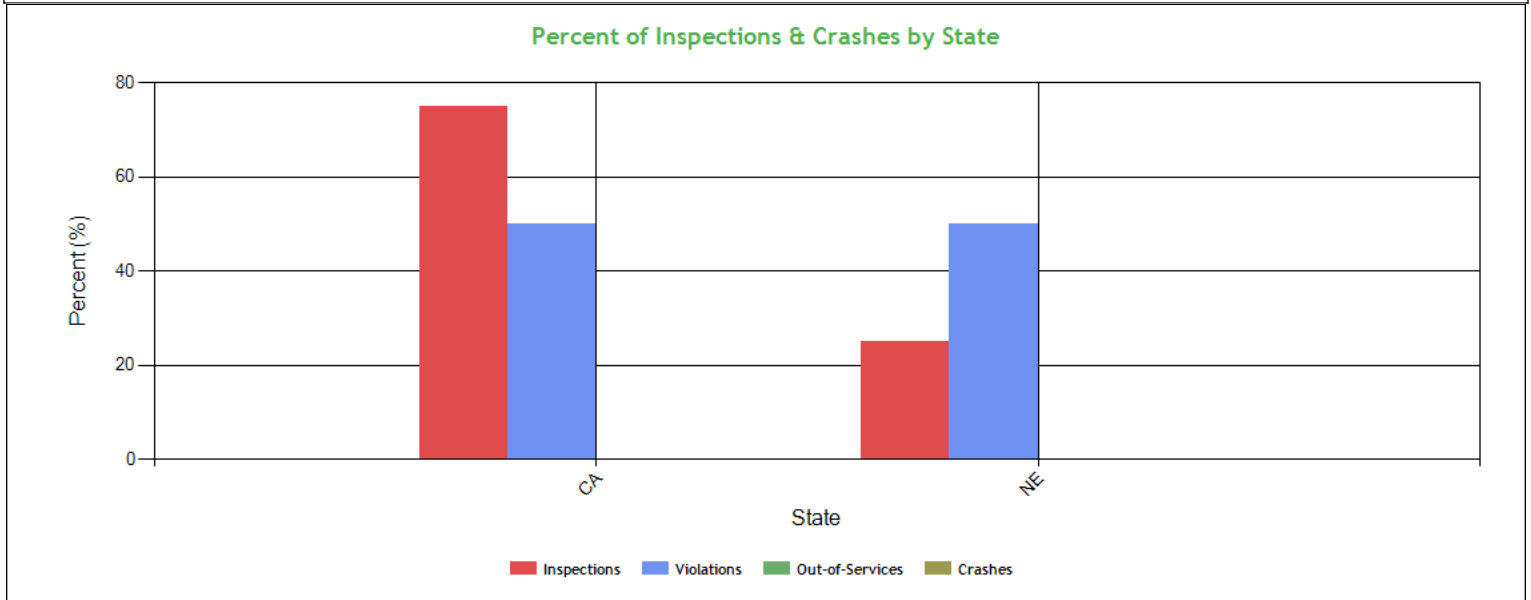


Inspection Violation % OOS Chronology - Table [ToC](#)

	2020	2021	2022	2023	2024
Total Violations	0	0	1	0	1
Total Out Of Services	0	0	0	0	0
%OOS Total Violations	0	0	0	0	0
Total Driver Violations	0	0	0	0	1
Total Driver Out Of Services	0	0	0	0	0
%OOS Driver Violations	0	0	0	0	0
Total PU Violations	0	0	1	0	1
Total PU Out Of Services	0	0	0	0	0
%OOS PU Violations	0	0	0	0	0
Total Trailer Violations	0	0	0	0	0
Total Trailer Out Of Services	0	0	0	0	0
%OOS Trailer Violations	0	0	0	0	0
Total Hazmat Violations	0	0	0	0	0
Total Hazmat Out Of Services	0	0	0	0	0
%OOS HazMat Violations	0	0	0	0	0



Percent of Insp & Crash by State - Chart ToC



Percent of Insp & Crash by State - Table (based on inspection data from the last 4 years) ToC

State	Inspections		Violations		Out-of-Services		Crashes	
	Total	Percent	Total	Percent	Total	Percent	Total	Percent
	4	100	2	100	0	100	0	100
CA	3	75	1	50	0	0	0	0
NE	1	25	1	50	0	0	0	0

VIN Insp Summary by State (based on inspection from the last 2 years) ToC

VIN	Insp	Viol Pts	Counts in each State			
			CA		NE	
			Insp	Viol Pts	Insp	Viol Pts
TOTALS	8/ 2*	4/ 1**	3	0	1	1
1FUJHHDR8KLKN7339	4	1	3	0	1	1
1UYVS2539N2683604	2	0	2	0	0	0
*<Total number of inspections for these 2 VIN(s)>/n<Total number of inspections for these 2 state(s)>						
**<Total severity sum for these 2 VIN(s)>/n<Total severity sum for these 2 state(s)>						

Violations By Unit Type ToC

of Violations: 1 Total Severity: 1 based on inspections in the last 2 years

Violation Unit: Driver	# of Violations: 1	Total Severity: 1	% of Total: 100%
Viol. Group: Other Driver Violations	# of Violations: 1	Total Severity: 1	% of Total: 100%
Violation	Number of Occurrences	Viol. Severity	Total Severity
392.2PK:Unlawfully parking and/or leaving vehicle in the r	1	1	1



Equipment Ownership ToC Equipment Ownership (based on MCS-150 dated 2/7/2024)					
	Trucks	Tractors	Trailers	Motor Coaches	Vans
Owned	0	1	1	0	0
Term Leased	0	0	0	0	0
Trip Leased	0	0	0	0	0
Total No.	0	1	1	0	0

Equipment Details Power Units ToC									
VIN	Latest Insp Date	Year	Make	Model	Body Class	Body Type	Axles	Len	Fuel Type
1FUJHHDR8KL KN7339	02/24/2024	2019	FREIGHTLINER	New Cascadia 126" Sleepercab	Truck-Tractor	-	-	-	Diesel

Equipment Details Trailers									
VIN	Latest Insp Date	Year	Make	Model	Body Class	Body Type	Axles	Len	Fuel Type
1UYVS2539N26 83604	02/24/2024	2022	UTILITY	Utility Trailer Manufacturer	Trailer	Van Trailer	2	53	Not Applicable

Vehicle Age ToC				
Year	# Power Units	PU Percentage	# Trailers	Trailres Percentage
2022	0	0.00%	1	100.00%
2019	1	100.00%	0	0.00%

Based on 24 months of inspection data, see the live report for more options

States of Power Unit Registrations ToC		
State	CA	NE
Number of Power Units	1	1

Equipment Acquisitions - Table ToC						
	Power Units inspected for 1st time in past 12 months	Power Units inspected for 1st time in past 24 months	Power Units inspected during entire date range	Trailers inspected for 1st time in past 12 months	Trailers inspected for 1st time in past 24 months	Trailers inspected during entire date range
Unique VINs	1	1	1	1	1	1
Unique License Plates	1	1	1	1	1	1
License Plate States	1	1	1	1	1	1

Driver Details ToC Driver Details (based on MCS-150 dated 2/7/2024)			
	Within 100 mi	Beyond 100 mi	TOTAL
# Drivers Interstate	0	2	2
# Drivers Intrastate	0	0	0
TOTAL	0	2	/

Avg. # Trip Lease Drivers/Mo: 0 # Drivers Grand Total: 2 # Drivers Commercially Licensed: 2



Shared VIN Summary [ToC](#)

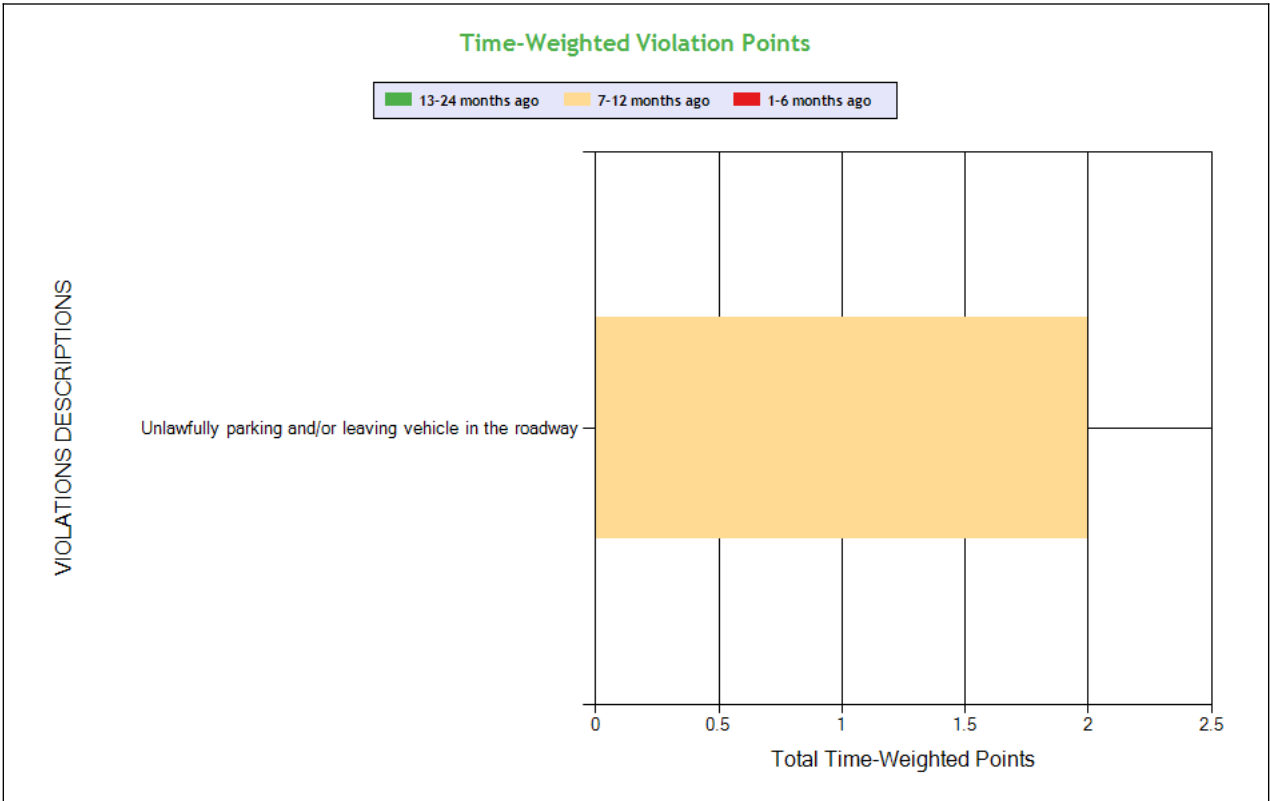
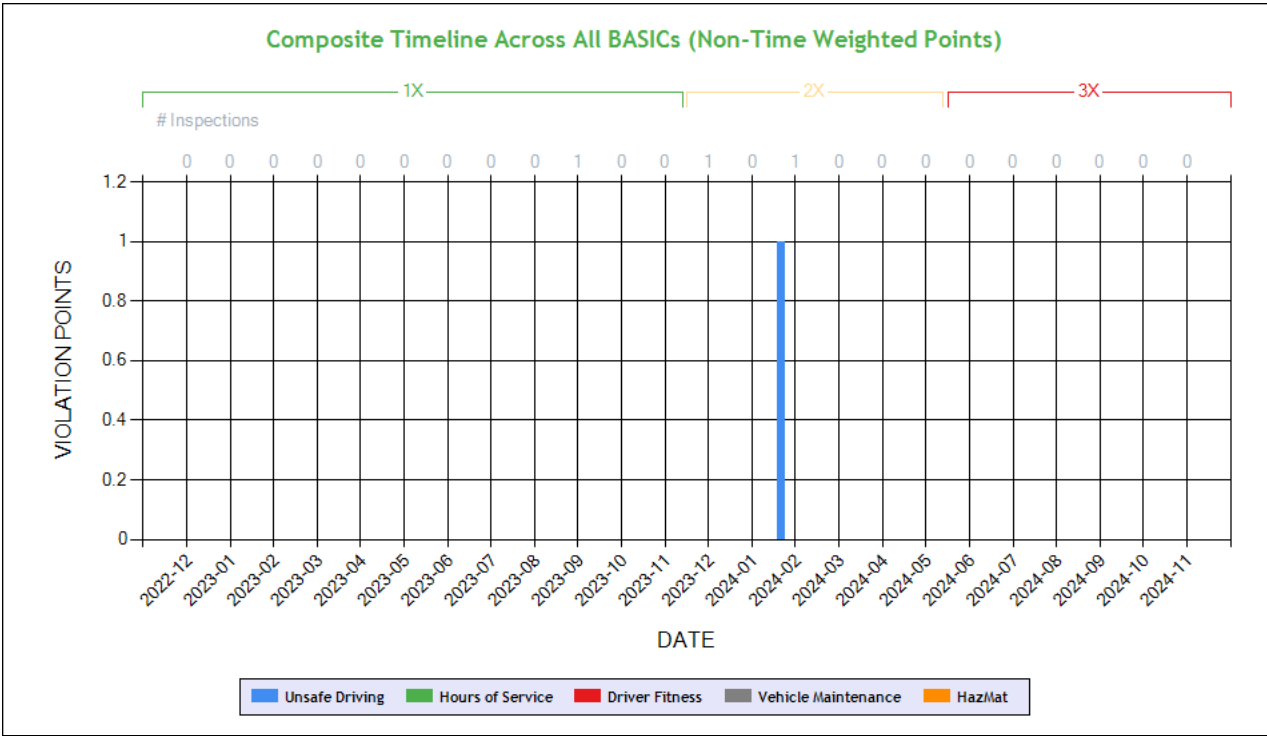
No Data

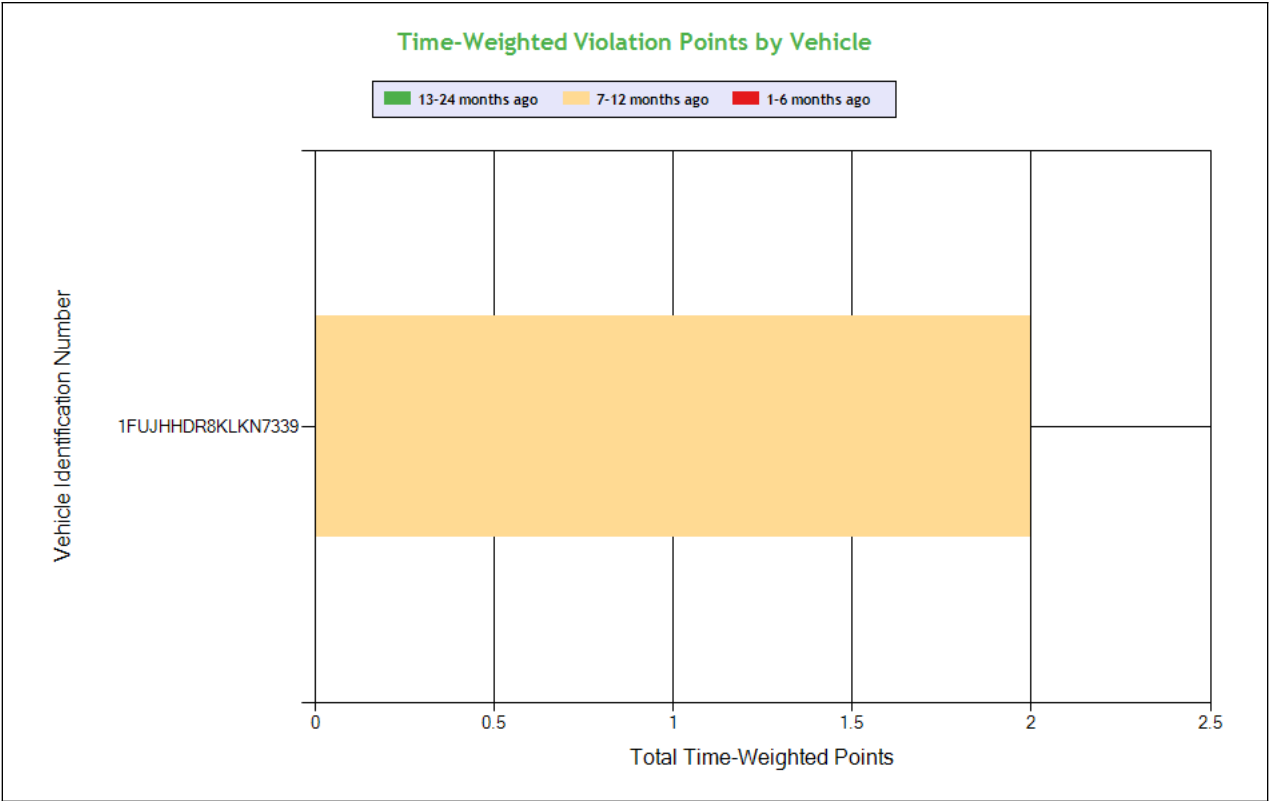
SHIPPERS DETAIL [ToC](#) based on Inspection results for the last 4 years

Shipper Name	Number of Inspections	Shipper Name	Number of Inspections
No Shipper listed	3	TYSON FRESH MEATS	1



Carrier Underwriting Report Safety Summary ToC





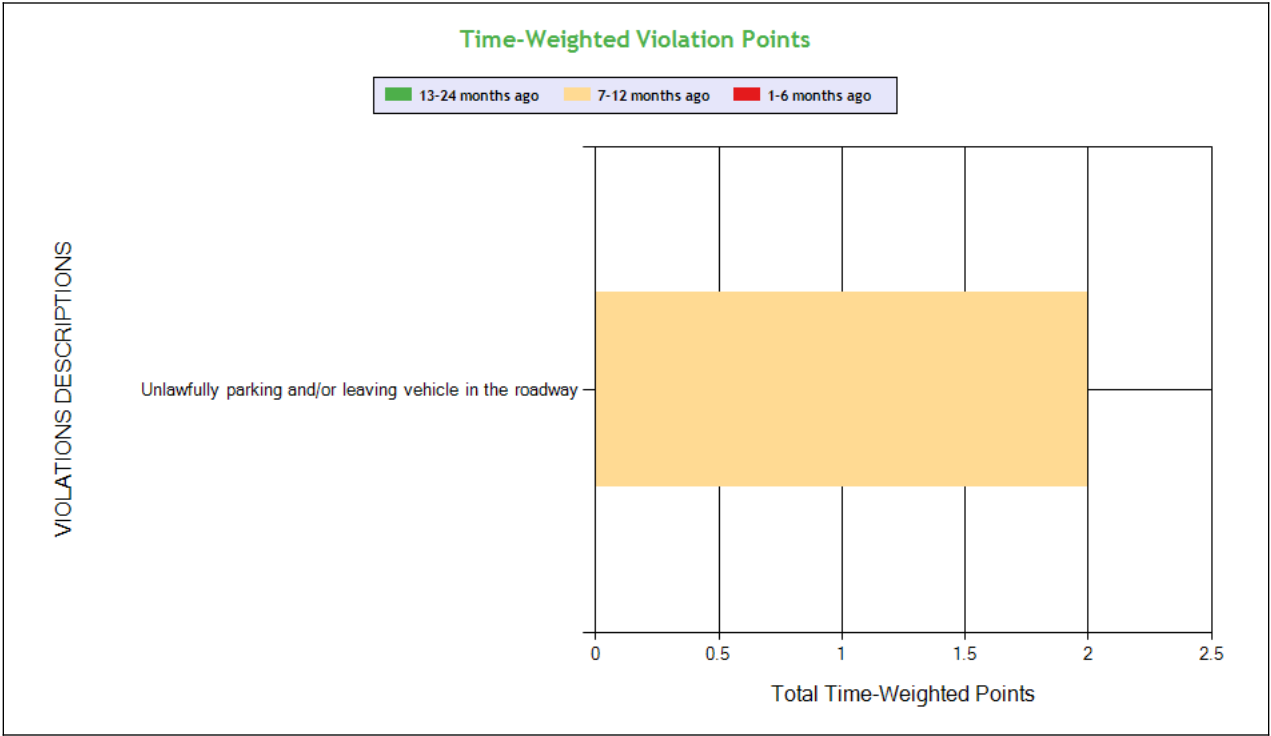
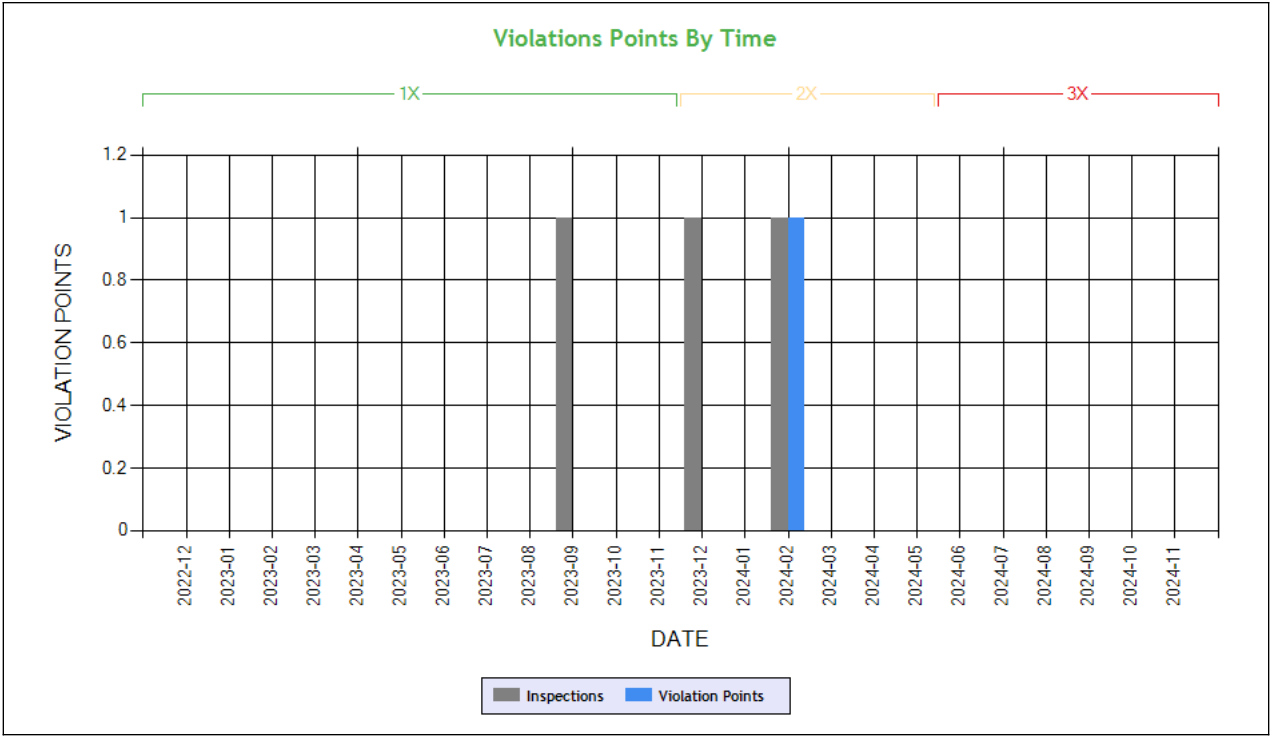
See the Excel file for the complete analysis # Violations is in (1-6/7-12/13-24mo)

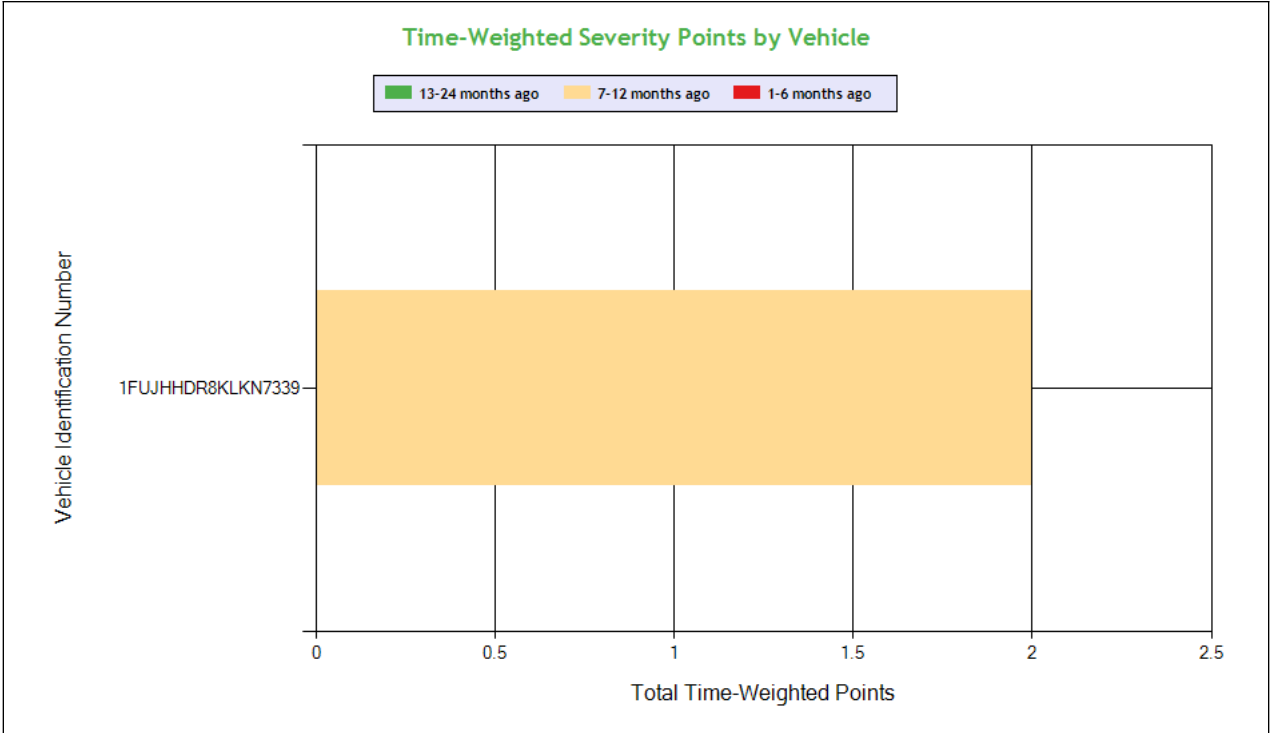
Shaded = Out Of Service Violation			
Violation Group			Other Driver Violations
Violation Description	Total Time-weighted Points by VIN	% of Total Time-weighted Points by VIN	Unlawfully parking and/or leaving vehicle in the roadway
Driver Resp			Yes
Total Time-weighted Points			2
% Total Time-Wt Pts			100
1FUJHHDR8KLKN7339	2	100	2 (0/1/0)



SAFETY ANALYSIS ToC

Unsafe Driving





See the Excel file for the complete analysis # Violations is in (1-6/7-12/13-24mo)

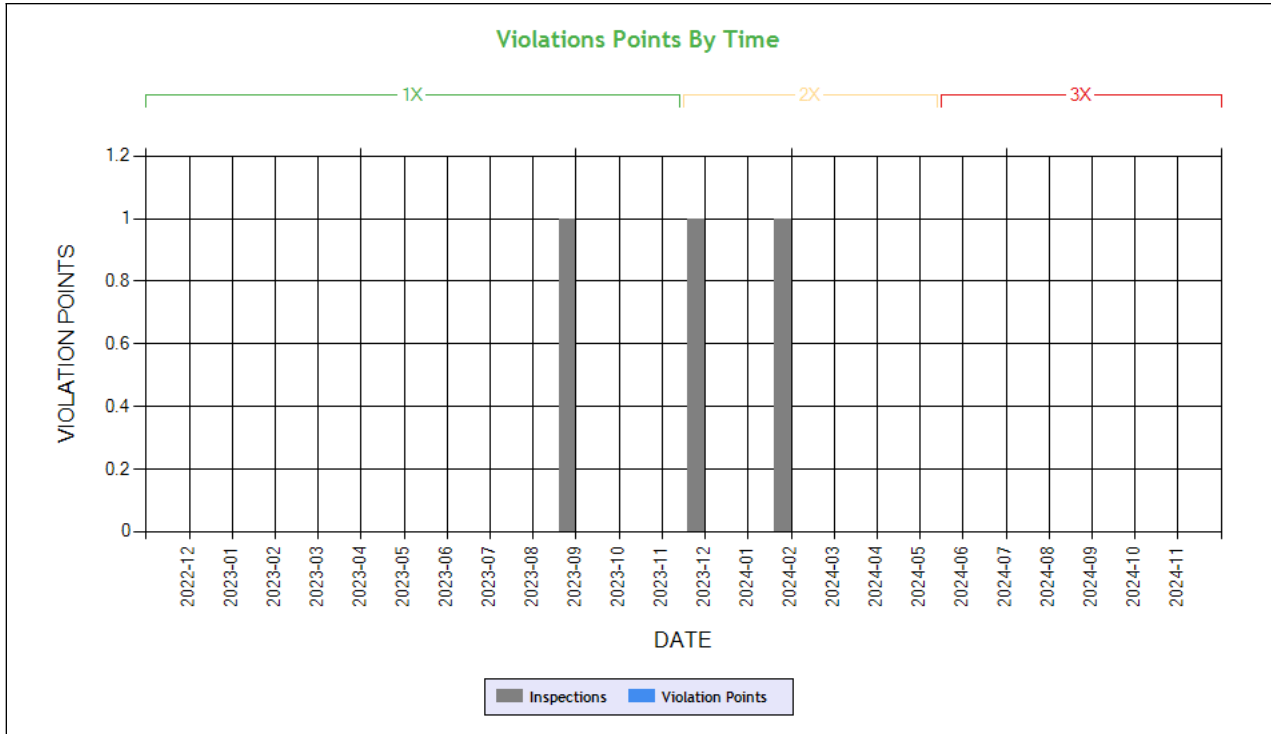
Shaded = Out Of Service Violation			
Violation Group			Other Driver Violations
Violation Description	Total Time-weighted Points by VIN	% of Total Time-weighted Points by VIN	Unlawfully parking and/or leaving vehicle in the roadway
Driver Resp			Yes
Total Time-weighted Points			2
% Total Time-Wt Pts			100
1FUJHHDR8KLKN7339	2	100	2 (0/1/0)

HOS Compliance

Time-Weighted Violation Points - no data available to draw a chart
Time-Weighted Severity Points by Vehicle - no data available to draw a chart

See the Excel file for the complete analysis # Violations is in (1-6/7-12/13-24mo)

Shaded = Out Of Service Violation		
Violation Group		
Violation Description	Total Time-weighted Points by VIN	% of Total Time-weighted Points by VIN



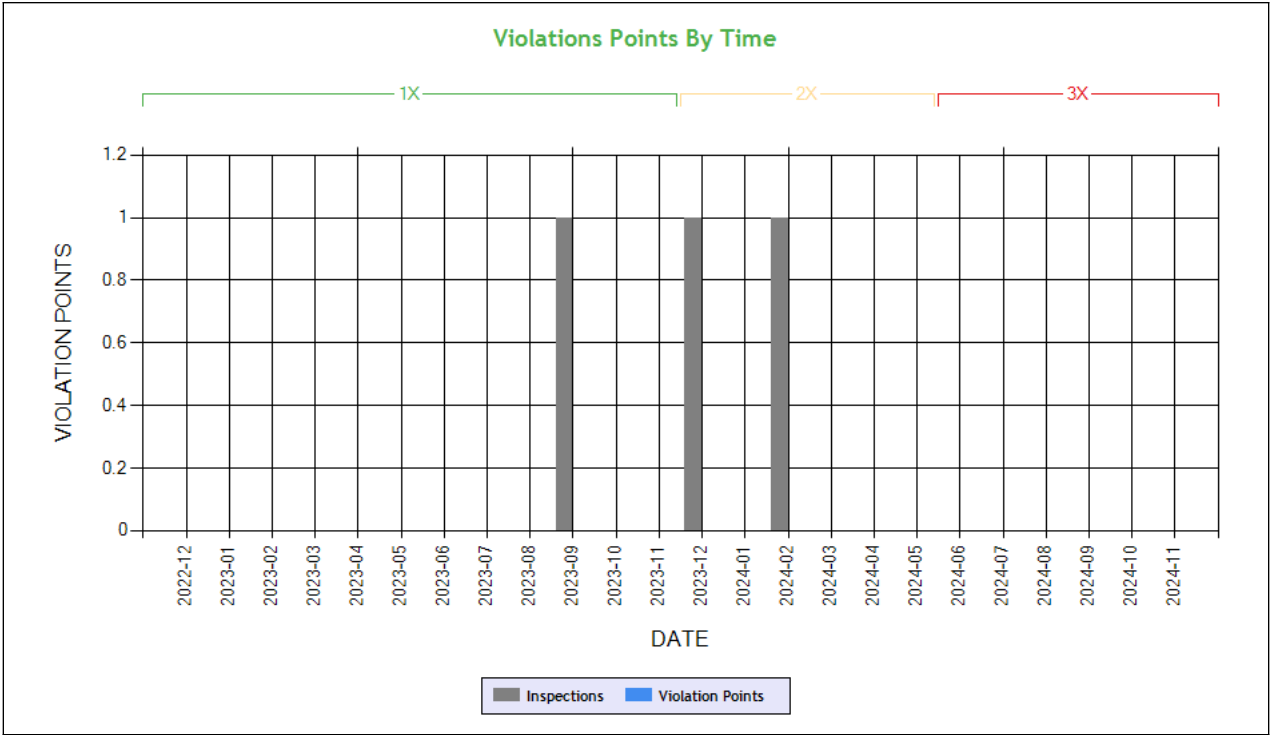
Carrier Software
 1-800-646-5152
 info@CarrierSoftware.com

CONFIDENTIAL - Intended for use by Amerigo Insurance Agency - Date: 12/12/2024
YAD TRUCKING INC - DOT# 3670719 / MC1272722

Driver Resp		
Total Time-weighted Points		
% Total Time-Wt Pts		



Driver Fitness



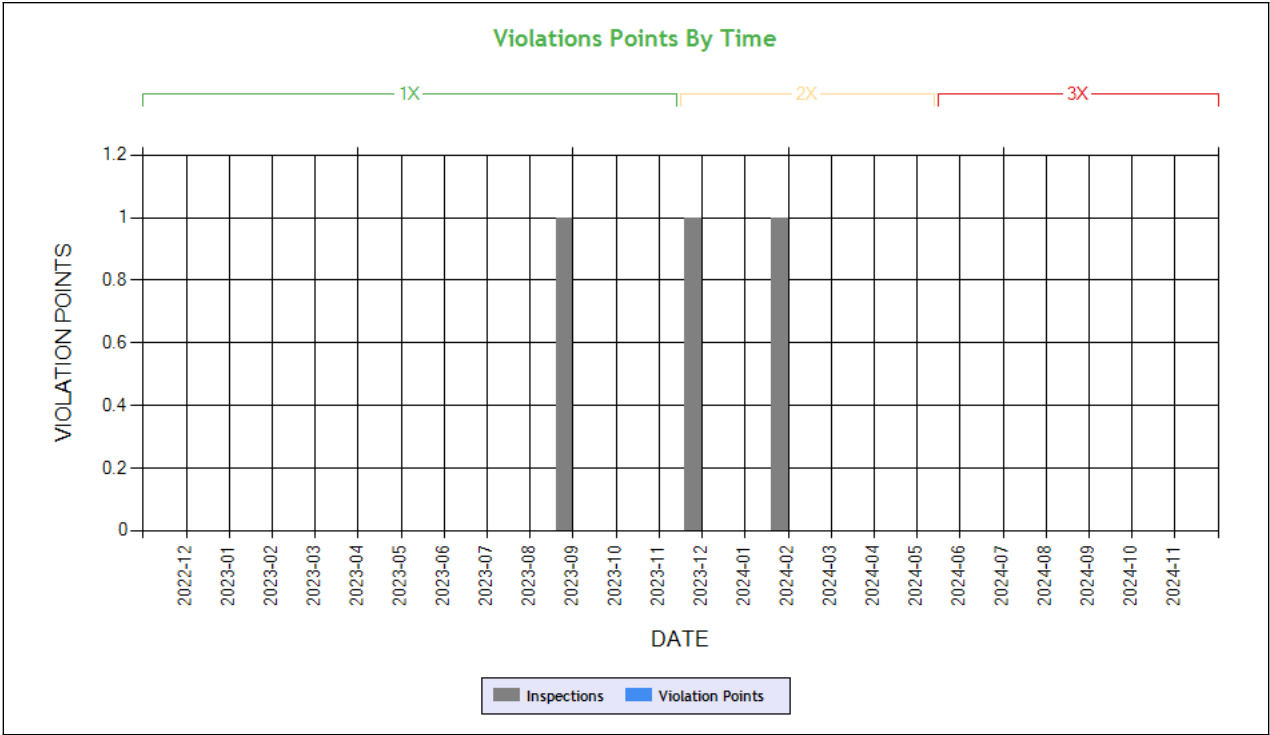
Time-Weighted Violation Points - no data available to draw a chart
Time-Weighted Severity Points by Vehicle - no data available to draw a chart

See the Excel file for the complete analysis # Violations is in (1-6/7-12/13-24mo)

Shaded = Out Of Service Violation		
Violation Group		
Violation Description	Total Time-weighted Points by VIN	% of Total Time-weighted Points by VIN
Driver Resp		
Total Time-weighted Points		
% Total Time-Wt Pts		



Vehicle Maintenance



Time-Weighted Violation Points - no data available to draw a chart
Time-Weighted Severity Points by Vehicle - no data available to draw a chart

See the Excel file for the complete analysis # Violations is in (1-6/7-12/13-24mo)

Shaded = Out Of Service Violation		
Violation Group		
Violation Description	Total Time-weighted Points by VIN	% of Total Time-weighted Points by VIN
Driver Resp		
Total Time-weighted Points		
% Total Time-Wt Pts		

COLOR CODED CRASH TABLE ToC

No crashes have been reported by the DOT on this Motor Carrier
INSPECTIONS WITH SHARED EQUIPMENT:
No Data



LEGEND
Vehicle Information
Inspection for DOT # being analyzed
Inspection for Different DOT #
Crash Information for specific VIN

INSPECTION DETAILS for ALL Inspections

PDF shows the first 100 Power Unit & Trailer VINs with most recent inspections using data from the last 4 years

POWER UNIT Inspections Section

VIN: 1FUJHHDR8KLKN7339			Unit: Truck Tractor		Year: 2019	Make: FREIGHTLINER		
Crash Report No.	DOT	Date	State	Fatalities	Injuries	Tow Away	Vehicles Involved	
TX5S88HQE1C7	1164486	07/02/2020	TX	0	0	Yes	2	
DOT No: 3670719		Docket No: MC1272722		Name: YAD TRUCKING INC		Interstate: Yes		
Date	Unit License	Unit Lic State	Violation Unit	Violation Description		Severity	OOS	Citation
02/24/2024	YP39111	CA	D	392.2PK - Unlawfully parking and/or leaving vehicle in the roadway		1	No	
12/10/2023	YP39111	CA	-	-		-	-	-
09/17/2023	YP39111	CA	-	-		-	-	-
11/01/2022	YP28758	CA	1	392.2RG - State vehicle registration or License Plate violation		0	No	
DOT No: 1164486		Docket No: MC467969		Name: ONIT TRANSPORTATION INC		Interstate: Yes		
Date	Unit License	Unit Lic State	Violation Unit	Violation Description		Severity	OOS	Citation
05/26/2021	RB67274	MI	-	-		-	-	-
11/11/2020	RB67274	MI	D	392.2LC - Improper lane change		5	No	
07/30/2020	RB67274	MI	-	-		-	-	-
02/22/2019	RB67274	MI	-	-		-	-	-
01/12/2019	RB67274	MI	-	-		-	-	-

TRAILER Inspections Section

VIN: 1FUJHHDR8KLKN7339			Unit: Truck Tractor		Year: 2019	Make: FREIGHTLINER		
Crash Report No.	DOT	Date	State	Fatalities	Injuries	Tow Away	Vehicles Involved	
TX5S88HQE1C7	1164486	07/02/2020	TX	0	0	Yes	2	
DOT No: 3670719		Docket No: MC1272722		Name: YAD TRUCKING INC		Interstate: Yes		
Date	Unit License	Unit Lic State	Violation Unit	Violation Description		Severity	OOS	Citation
02/24/2024	YP39111	CA	D	392.2PK - Unlawfully parking and/or leaving vehicle in the roadway		1	No	
12/10/2023	YP39111	CA	-	-		-	-	-
09/17/2023	YP39111	CA	-	-		-	-	-
11/01/2022	YP28758	CA	1	392.2RG - State vehicle registration or License Plate violation		0	No	
DOT No: 1164486		Docket No: MC467969		Name: ONIT TRANSPORTATION INC		Interstate: Yes		



Date	Unit License	Unit Lic State	Violation Unit	Violation Description	Severity	OOS	Citation
05/26/2021	RB67274	MI	-	-	-	-	-
11/11/2020	RB67274	MI	D	392.2LC - Improper lane change	5	No	
07/30/2020	RB67274	MI	-	-	-	-	-
02/22/2019	RB67274	MI	-	-	-	-	-
01/12/2019	RB67274	MI	-	-	-	-	-

Inspection Summary By Month (based on inspections from the last 4 years) ToC						
Year-Month	Number of Inspections	Number of Power Units	Total Violations	Total OOS Inspections	Total Severity Points	Number of Crashes
2024-02	1	1	1	0	1	0
2023-12	1	1	0	0	0	0
2023-09	1	1	0	0	0	0
2022-11	1	1	1	0	0	0
Note: The most recent month's counts may not include all the inspections for that month.						

VIN Inspection Violation Details ToC									
# of VINs: 1 # of Insp: 2 Severity Weight: 1 Avg. Weight/VIN: 0.5 (based on inspections in the last 4 years, showing top 50 VINs inspected most recently)									
VIN 1FUJHHDR8KLKN7339		# of Inspections: 2		Total Severity: 1		Percentage of Total: 100.00%		Avg. Weight Per Inspection: 0.5	
Inspection Date	Inspection ID	Inspection State	Location Description	Total Severity	# of Violations	Shipper Name	Inspection Level	Post Accident	Out of Service
02/24/2024	80943768	NE	ON UNNAMED STREET, 518 FEET EA	1	1		3	No	No
BASIC		Unit Type		Severity		Description		Out of Service	
Unsafe Driving		Truck Tractor		1		392.2PK:Unlawfully parking and/or leaving vehicle in the r		No	
Inspection Date	Inspection ID	Inspection State	Location Description	Total Severity	# of Violations	Shipper Name	Inspection Level	Post Accident	Out of Service
11/01/2022	77045997	CA	FRESNO	0	1		1	No	No
BASIC		Unit Type		Severity		Description		Out of Service	
		Truck Tractor		0		392.2RG:State vehicle registration or License Plate violat		No	

Inspection History ToC							
Inspection Date	Report Number	Report State	Plate Number	Plate State	Type	Severity Weight	Time Weight
02/24/2024	T545000016	NE	YP39111	CA	Truck Tractor		2
1FUJHHDR8KLKN7339 - Power Unit - Unsafe Driving Violation: 392.2PKUnlawfully parking and/or leaving vehicle in the roadway						1	
12/10/2023	UEEI003576	CA	YP39111	CA	Truck Tractor		2
09/17/2023	NDLR003952	CA	YP39111	CA	Truck Tractor		1
11/01/2022	UBG2002579	CA	YP28758	CA	Truck Tractor		0
1FUJHHDR8KLKN7339 - Power Unit - State/Local Laws Violation: 392.2RGState vehicle registration or License Plate violation						0	
Only the first 20 inspections are shown. See the live report for more data.							