



## Table of Contents

1. Overview	2. BASIC Scores History
3. BASIC Measures	4. KPI: BASIC Measures by Cargo Group
5. Estimated ISS Score	6. Investigation Results
7. Penalties History	8. Acute Critical Violations
9. Red Flag Violation Details	10. DOT Registration Information
11. DOT MCS-150 History	12. Crash Summary
13. Inspection Summary	14. KPI: Inspection Viol OOS Rates by Cargo Group
15. FHWA Registration Information	16. FHWA Insurance Information
17. FHWA Authorities	18. Severe Violations
19. Violation Report	20. Violation Summary
21. Violation Enforcement Chronology	22. Inspection Violations & OOS Counts
23. Radius Of Operation	24. Inspection & Crash Locations
25. Cargo Hot Spots	26. Inspection Violations & OOS Chronology
27. Percent of Insp & Crash by State	28. VIN Insp Summary by State
29. Violations By Unit Type	30. Equipment Ownership
31. Equipment Details	32. Vehicle Age
33. States of Power Unit Registrations	34. Equipment Acquisitions
35. Driver Details	36. Shared VIN Summary
37. Shipper Table	38. Safety Summary
39. Safety Details	40. Crash Detail Color Coded
41. Inspections with Shared Equipment	42. Inspection Tabular Details
43. Inspection Summary By Month	44. VIN Inspection Violation Details
45. Inspection History	



**Business Address**

228 CAPLINGER PL  
GREENWOOD, IN  
46143

**Contact Info**

(317)-903-4578  
  
ROADWARRIOR3540@GMAIL.COM

**FHWA Address**

228 CAPLINGER PL  
GREENWOOD, IN, 46143  
**Phone:** (317)-903-4578

**Mailing Address**

228 CAPLINGER PL  
GREENWOOD, IN  
46143-5552

**Overview ToC**

**Operating Status:** AUTHORIZED FOR Property  
2 other companies viewed this DOT in the past two months  
**Crash/PU ratio:** 50.0%  
**Clean Inspection ratio:** 66.67%

**Estimated BASIC Scores (as of 12/27/2024)**

	Unsafe Driving	Hours of Service	Driver Fitness	Controlled Sub. and Alcohol	Vehicle Maintenance	HM Compliance	Crash
<b>Relative Scores</b>	0% ○	0% ⬆	0% ○	0% ○	0% ⬆	0% ○	0% ⬇
<b>Alert Status</b>	No	No	No	No	No	No	No



**Estimated Inspection Selection System (ISS) Score: 65**  
**Category: Optional Inspect**

\* The Estimated ISS score is based on Insufficient Data Algorithm \*

**BASIC Scores History - Unsafe Driving ToC**

There are no Scores for this BASIC

**BASIC Scores History - Hours of Service ToC**

There are no Scores for this BASIC

**BASIC Scores History - Driver Fitness ToC**

There are no Scores for this BASIC

**BASIC Scores History - Controlled Substance ToC**

There are no Scores for this BASIC



**BASIC Scores History - Vehicle Maintenance ToC**

There are no Scores for this BASIC

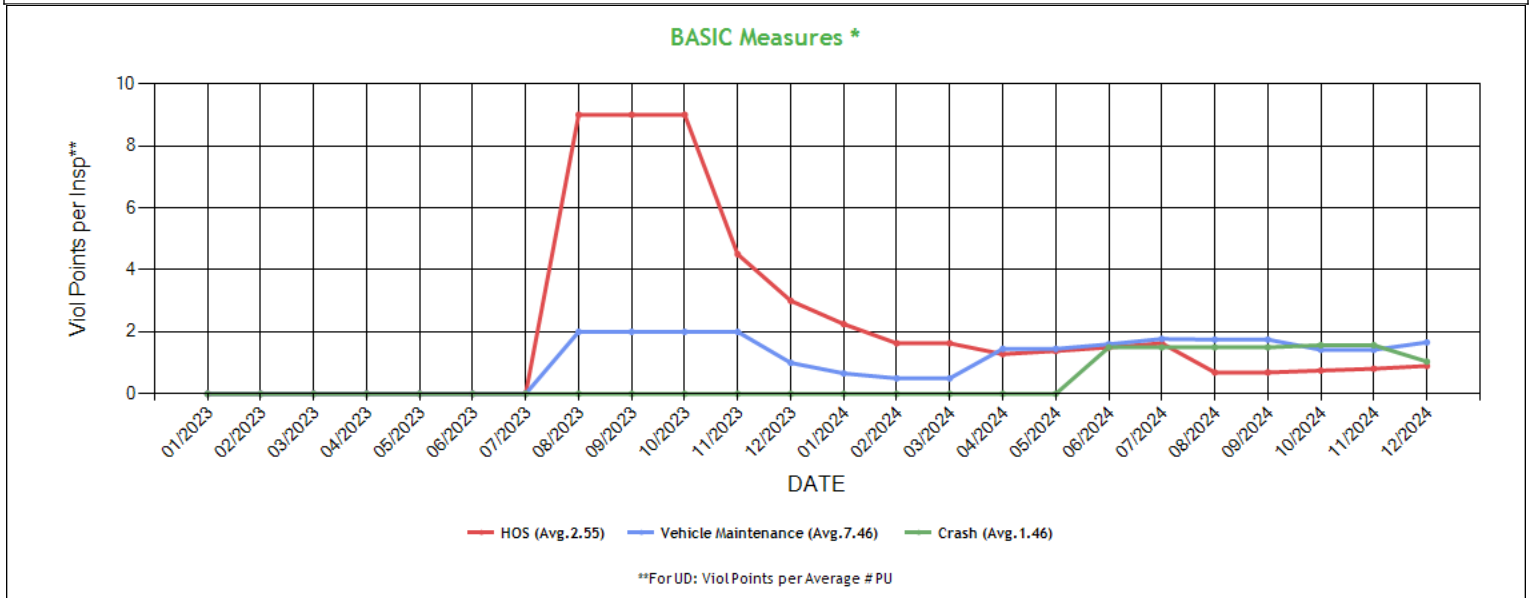
**BASIC Scores History - Crash ToC**

There are no Scores for this BASIC

**BASIC Scores History - Hazmat ToC**

There are no Scores for this BASIC

**BASIC Measures: Violation Points per Inspection Trends ToC**



\* BASIC Measures are the absolute SMS scores that are compared within each Safety Event Group to determine the BASIC Score percentiles. Averages based on fleets with 1-5 power units.



**BASIC Measures \* - Table ToC**

UD-Unsafe Driving, HOS-Hours of Service, DF-Driver Fitness, CS-Controlled Substances, VM-Vehicle Maintenance

Date	UD Measure	UD AC	UD with Viol	HOS Measure	HOS AC	HOS with Viol	DF Measure	DF AC	DF with Viol	CS Measure	CS AC	CS with Viol	VM Measure	VM AC	VM with Viol
12/2024	0.00	N	0	0.90	N	1	0.00	N	0	0.00	N	0	1.66	N	2
11/2024	0.00	N	0	0.81	N	1	0.00	N	0	0.00	N	0	1.42	N	2
10/2024	0.00	N	0	0.75	N	1	0.00	N	0	0.00	N	0	1.42	N	2
09/2024	0.00	N	0	0.69	N	1	0.00	N	0	0.00	N	0	1.75	N	2
08/2024	0.00	N	0	0.69	N	1	0.00	N	0	0.00	N	0	1.75	N	2
07/2024	0.00	N	0	1.63	N	1	0.00	N	0	0.00	N	0	1.77	N	2
06/2024	0.00	N	0	1.50	N	1	0.00	N	0	0.00	N	0	1.60	N	2
05/2024	0.00	N	0	1.38	N	1	0.00	N	0	0.00	N	0	1.45	N	2
04/2024	0.00	N	0	1.28	N	1	0.00	N	0	0.00	N	0	1.45	N	2
03/2024	0.00	N	0	1.63	N	1	0.00	N	0	0.00	N	0	0.50	N	1
02/2024	0.00	N	0	1.63	N	1	0.00	N	0	0.00	N	0	0.50	N	1
01/2024	0.00	N	0	2.25	N	1	0.00	N	0	0.00	N	0	0.66	N	1
12/2023	0.00	N	0	3.00	N	1	0.00	N	0	0.00	N	0	1.00	N	1
11/2023	0.00	N	0	4.50	N	1	0.00	N	0	0.00	N	0	2.00	N	1
10/2023	0.00	N	0	9.00	N	1	0.00	N	0	0.00	N	0	2.00	N	1
09/2023	0.00	N	0	9.00	N	1	0.00	N	0	0.00	N	0	2.00	N	1
08/2023	0.00	N	0	9.00	N	1	0.00	N	0	0.00	N	0	2.00	N	1
07/2023	0.00	N	0	0.00	N	0	0.00	N	0	0.00	N	0	0.00	N	0
06/2023	0.00	N	0	0.00	N	0	0.00	N	0	0.00	N	0	0.00	N	0
05/2023	0.00	N	0	0.00	N	0	0.00	N	0	0.00	N	0	0.00	N	0
04/2023	0.00	N	0	0.00	N	0	0.00	N	0	0.00	N	0	0.00	N	0
03/2023	0.00	N	0	0.00	N	0	0.00	N	0	0.00	N	0	0.00	N	0
02/2023	0.00	N	0	0.00	N	0	0.00	N	0	0.00	N	0	0.00	N	0
01/2023	0.00	N	0	0.00	N	0	0.00	N	0	0.00	N	0	0.00	N	0
12/2022	0.00	N	0	0.00	N	0	0.00	N	0	0.00	N	0	0.00	N	0
11/2022	0.00	N	0	0.00	N	0	0.00	N	0	0.00	N	0	0.00	N	0
10/2022	0.00	N	0	0.00	N	0	0.00	N	0	0.00	N	0	0.00	N	0
09/2022	0.00	N	0	0.00	N	0	0.00	N	0	0.00	N	0	0.00	N	0
08/2022	0.00	N	0	0.00	N	0	0.00	N	0	0.00	N	0	0.00	N	0
07/2022	0.00	N	0	0.00	N	0	0.00	N	0	0.00	N	0	0.00	N	0
06/2022	0.00	N	0	0.00	N	0	0.00	N	0	0.00	N	0	0.00	N	0
05/2022	0.00	N	0	0.00	N	0	0.00	N	0	0.00	N	0	0.00	N	0
04/2022	0.00	N	0	0.00	N	0	0.00	N	0	0.00	N	0	0.00	N	0
03/2022	0.00	N	0	0.00	N	0	0.00	N	0	0.00	N	0	0.00	N	0
02/2022	0.00	N	0	0.00	N	0	0.00	N	0	0.00	N	0	0.00	N	0
01/2022	0.00	N	0	0.00	N	0	0.00	N	0	0.00	N	0	0.00	N	0
12/2021	0.00	N	0	0.00	N	0	0.00	N	0	0.00	N	0	0.00	N	0
11/2021	0.00	N	0	0.00	N	0	0.00	N	0	0.00	N	0	0.00	N	0
10/2021	0.00	N	0	0.00	N	0	0.00	N	0	0.00	N	0	0.00	N	0
09/2021	0.00	N	0	0.00	N	0	0.00	N	0	0.00	N	0	0.00	N	0
08/2021	0.00	N	0	0.00	N	0	0.00	N	0	0.00	N	0	0.00	N	0

\* BASIC Measures are the absolute SMS scores that are compared within each Safety Event Group to determine the BASIC Score percentiles.

**KPI: BASIC Measures by Fleet Size and Cargo Group ToC**

Fleet Size: 1-5 PUs

Cargo Group (Companies)	Unsafe Driving		Hours of Service		Driver Fitness		Controlled Substance		Vehicle Maintenance		HM Compliance		Crash	
	Avg.	Comp. to Avg.	Avg.	Comp. to Avg.	Avg.	Comp. to Avg.	Avg.	Comp. to Avg.	Avg.	Comp. to Avg.	Avg.	Comp. to Avg.	Avg.	Comp. to Avg.
General Freight (487017)	0.79	Better	0.23	Worse	0.20	Better	0.02	Better	1.90	Better	0.01	Better	0.06	Worse
ROAD WARRIOR TRANSPORT INC	0.00		0.90		0.00		0.00		1.66		0.00		1.04	



**Estimated ISS Score:** 1 Pass [ToC](#) [About the Inspection Selection System](#)

**Estimated ISS Score History - Table** [ToC](#)

Date	Estimated ISS Score	Recommendation	Algorithm
12/27/2024	1	Pass	Safety Algorithm
11/29/2024	1	Pass	Safety Algorithm
10/25/2024	1	Pass	Safety Algorithm
09/27/2024	1	Pass	Safety Algorithm
08/30/2024	1	Pass	Safety Algorithm
07/26/2024	2	Pass	Safety Algorithm
06/28/2024	2	Pass	Safety Algorithm
05/31/2024	2	Pass	Safety Algorithm
04/26/2024	2	Pass	Safety Algorithm
03/29/2024	2	Pass	Safety Algorithm
02/23/2024	2	Pass	Safety Algorithm
01/26/2024	2	Pass	Safety Algorithm
12/29/2023	3	Pass	Safety Algorithm
11/24/2023	72	Optional Inspect	Insufficient Data Algorithm
10/27/2023	66	Optional Inspect	Insufficient Data Algorithm
09/29/2023	63	Optional Inspect	Insufficient Data Algorithm
08/25/2023	66	Optional Inspect	Insufficient Data Algorithm
07/28/2023	63	Optional Inspect	Insufficient Data Algorithm
06/30/2023	63	Optional Inspect	Insufficient Data Algorithm
05/26/2023	63	Optional Inspect	Insufficient Data Algorithm
04/28/2023	63	Optional Inspect	Insufficient Data Algorithm
03/31/2023	63	Optional Inspect	Insufficient Data Algorithm
02/24/2023	63	Optional Inspect	Insufficient Data Algorithm
01/27/2023	63	Optional Inspect	Insufficient Data Algorithm
12/30/2022	63	Optional Inspect	Insufficient Data Algorithm
11/25/2022	63	Optional Inspect	Insufficient Data Algorithm
10/28/2022	63	Optional Inspect	Insufficient Data Algorithm
09/30/2022	63	Optional Inspect	Insufficient Data Algorithm
08/26/2022	63	Optional Inspect	Insufficient Data Algorithm
07/29/2022	63	Optional Inspect	Insufficient Data Algorithm
06/24/2022	63	Optional Inspect	Insufficient Data Algorithm
05/27/2022	63	Optional Inspect	Insufficient Data Algorithm
04/29/2022	63	Optional Inspect	Insufficient Data Algorithm
03/25/2022	63	Optional Inspect	Insufficient Data Algorithm
02/25/2022	63	Optional Inspect	Insufficient Data Algorithm
01/28/2022	63	Optional Inspect	Insufficient Data Algorithm
12/31/2021	63	Optional Inspect	Insufficient Data Algorithm
11/26/2021	63	Optional Inspect	Insufficient Data Algorithm
10/29/2021	63	Optional Inspect	Insufficient Data Algorithm
09/24/2021	63	Optional Inspect	Insufficient Data Algorithm

**Investigation Results** [ToC](#)

No Investigations reported on FMCSA website

**Penalties History** [ToC](#)

There is a problem with the Penalties data on FMCSA website.



**Acute Critical Violations (Based on Investigations as per CSA Methodology Appendix A) ToC**

No Data

No red flag violations in the last 24 months

**DOT Registration Information: The following information on this specific DOT # is from the Federal DOT (as of Operating Authority)**

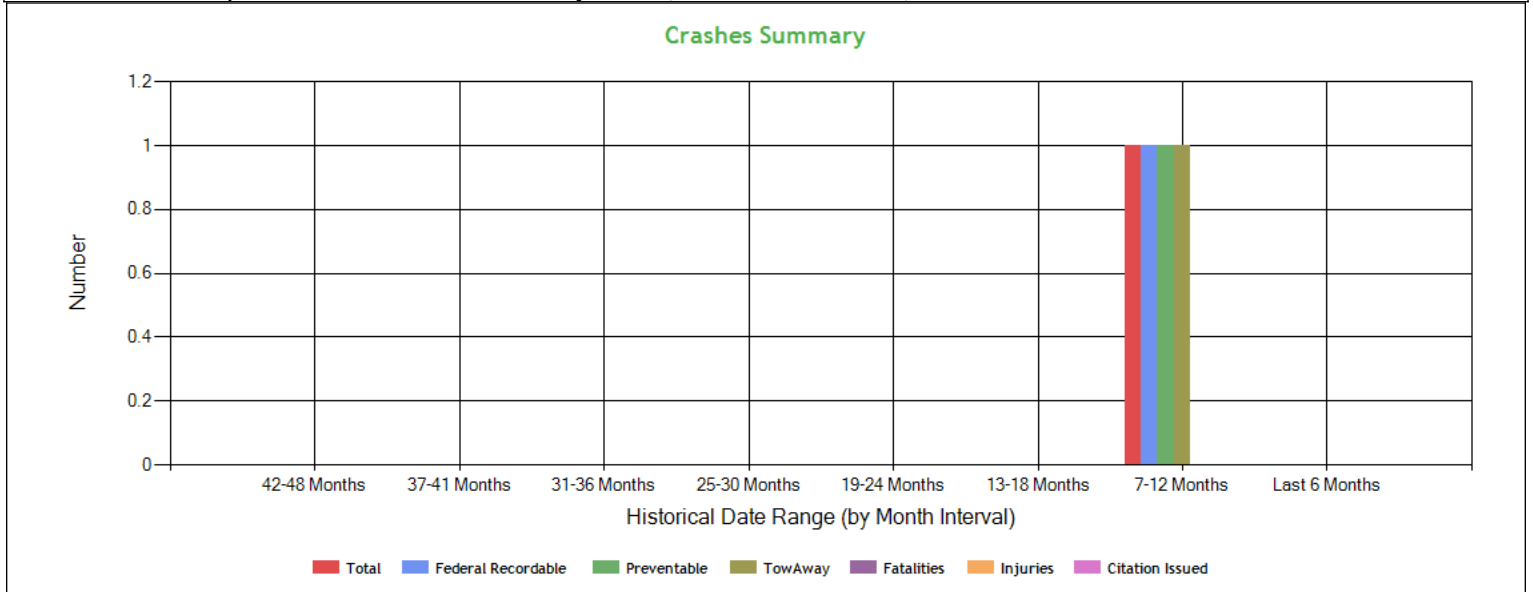
DOT Registration: 08/06/2021		Total Power Units: 2		Total Trucks: 2		Total Trailers: 2		Total Passenger Vehicles: 0	
Status	Entity Type	Organization Type	Nation	Total Cars		Drivers / CDL Drivers			
A	C	-	US	0		4 / 4			
MCS-150 Date	Op Codes	Shipper Op Codes	Shipper HazMat Op Codes	Latest Review Type		Latest Review Document Number(Date)			
10/21/2024	A					()			
MCS-150 Mileage (Year)	Record Update Date	Transports Hazmats	DOT Census Date	Recordable Accident Rate		Preventable Accident Rate			
165,000 (2023)	10/21/2024	N	08/06/2021	0%		0%			
MCS-151 Mileage	Safety Rating (Date)	SEA Accident	SEA Driver	SEA Vehicle		SEA Management			
0	None (None)	0%	0%	0%		0%			
Classification Codes		Cargo Carried (per MCS-150)							
Authorized-For-Hire		General Freight							

**DOT MCS-150 History ToC**

(as of 10/26/2024 DOT census)

Census Date	MCS-150 Date	MCS-150 Mileage	VMT Year	Power Units	Drivers	Trailers	Company Rep1	Company Rep2	Email
10/26/2024	10/21/2024	165000	2023	2	4	-	JATINDER SINGH		ROADWARRIOR3540@GMAIL.COM
7/9/2023	6/13/2023	1	2022	1	1	1	GURMINDER KAUR		Roadwarrior3540@gmail.com
4/9/2023	3/22/2023	1	2022	1	1	1	GURMINDER KAUR		Roadwarrior3540@gmail.com
8/9/2021	8/6/2021	0		1	1	1	GURMINDER KAUR		GURMINDERKAUR387@GMAIL.COM

**Crash Summary Chart ToC Crashes Summary - Chart (based on all available crash data)**





Crashes Summary - Table (based on all available crash data) ToC										
	TOTAL	Last 6 months	7-12 months	13-18 months	19-24 months	25-30 months	30-36 months	37-41 months	42-48 months	Over 49 months
Total Reportable	1	0	1	0	0	0	0	0	0	0
Fatalities	0	0	0	0	0	0	0	0	0	0
Injuries	0	0	0	0	0	0	0	0	0	0
Tow Away	1	0	1	0	0	0	0	0	0	0
With Citations	0	0	0	0	0	0	0	0	0	0
Federal Recordable	1	0	1	0	0	0	0	0	0	0
Preventable	1	0	1	0	0	0	0	0	0	0
Crash per Pwr Unit	-	0.0%	50.0%	0.0%	0.0%	0.0%	0.0%	0.0%	0.0%	-

Inspection Summary ToC			
The following inspection information is based on results for 24 months prior to: 02/10/2025. Please note that the total inspections number is not necessarily the total of the vehicle, driver and hazmat inspections, as one inspection may have included any combination of the below inspections.			
Overall	Vehicle	Driver	Hazmat
(Please note that the total inspections number is not necessarily the total of the vehicle, driver and hazmat inspections, as one inspection may have included any combination of the below inspections)  Total Inspections: 6 Total Out of Service: 1  Out of Service: 16.67% National Average: 20.82% Difference: -4.15%	Total Inspections: 4 Total Out of Service: 0  Out of Service: 0.00% National Average: 24.68% Difference: -24.68%	Total Inspections: 6 Total Out of Service: 1  Out of Service: 16.67% National Average: 6.67% Difference: 9.99%	Total Inspections: 0 Total Out of Service: 0  Out of Service: 0.00% National Average: 2.97% Difference: -2.97%

KPI: Inspection Viol OOS Rates by Cargo Group    ToC								
Cargo Group	OVERALL		VEHICLE		DRIVER		HAZMAT	
	Average	Compared to Average	Average	Compared to Average	Average	Compared to Average	Average	Compared to Average
General Freight	28.74%	Better	24.98%	Better	12.59%	Worse	0.22%	Better
ROAD WARRIOR TRANSPORT INC	16.67%		0%		16.67%		0%	

FHWA Registration Information: The following data on this Motor Carrier is from the Federal Hwy Administration (as of 3/11/2024)								
Docket Number	DOT Number	Company Name	DBA Name	Address	City	State	Country	ZIP Code
MC1291302	3695994	ROAD WARRIOR TRANSPORT INC		228 CAPLINGER PL	GREENWOOD	IN	US	46143
Phone Number	Fax Number	Mail Address	Mail City	Mail State	Mail Contry	Mail ZIP Code	Mail Phone Number	Mail Fax Number
(317)-903-4578		228 CAPLINGER PL	GREENWOOD	IN	US	46143-5552		
Date of Last Change	Freight	Passenger	Household Goods	Active Authority	Pending Authority	Revocation Pending Authority		
3/11/2024	Y	N	N	/ Common /	/	/		



**Insurance Required (as of 04/30/2024) ToC**

Docket Number	Insurance Type	Insurance Required	Insurance on File
MC1291302	BIPD	\$750k	\$750k
MC1291302	Cargo	No	No
MC1291302	Bond	No	No

**Active / Pending Insurance (as of 04/30/2024)**

Docket Number	Form	Type	Insurance Carrier	Policy/Surety	Coverage From	Coverage To	Required	On File	Effective Date	Cancel Date
MC1291302	91X	BIPD/Primary	EVERSPAN INDEMNITY INSURANCE COMPANY	CW3EVE-000722-01	\$0k	\$750k	\$750k	\$750k	03/10/2024	-

**Insurance History (as of 04/30/2024)**

Docket Number	Form	Type	Insurance Carrier	Policy/Surety	Coverage From	Coverage To	Effective Date From	Effective Date To
MC1291302	91X	BIPD/Primary	PROGRESSIVE SOUTHEASTERN INSURANCE COMPANY	CA967324555	\$0k	\$750k	03/10/2023	03/10/2024 Replaced

**FHWA Authorities (as of 04/30/2024) ToC**

Docket#	L&I Name	Active Authority	Inactive Authority	Pending Authority	Revocation Pending Authority	Freight	Passenger	Household Goods
MC1291302	ROAD WARRIOR TRANSPORT INC	Common /				Yes	No	No

**Authority History (as of 04/30/2024)**

Docket Number	Sub	Auth Type	Original Action	Disposition
MC1291302		COMMON	GRANTED 4/12/2023 12:00:00 AM	
MC1291302		COMMON	DISMISSED 9/15/2021 12:00:00 AM	

**Severe Violations (i.e. those with >= 8 points) - Chart ToC**

No Data

**Severe Violations (i.e. those with >= 8 points) - Table**

No Data





**Violation Report ToC**

Inspection Date	Inspection State	BASIC	Violation Description	OOS	VIN	Severity Points
04/09/2024	CA	Unsafe Driving	392.2 - Operating a commercial motor vehicle not in accordance with the laws, ordinances, and regulations of the jurisdiction in which it is being operated - Unsafe Driving	No	1JJV532W09L254272	0
04/09/2024	CA	-	392.2SLLEWG1 - State/Local Laws - Excessive Weight - 1-2500 Lbs Over On Allowable Gross Weight.	No	3AKJHHDR5KSKH0081	0
04/09/2024	CA	Vehicle Maintenance	393.45B2 - Failing to secure brake hose/tubing against mechanical damage	No	3AKJHHDR5KSKH0081	4
08/02/2023	NM	Vehicle Maintenance	393.9 - Inoperative required lamps	No	1JJV532B0CL722960	2
08/02/2023	NM	Hours-Of-Service	395.8E - False report of drivers record of duty status	Yes	4V4NC9EJ7MN262825	7

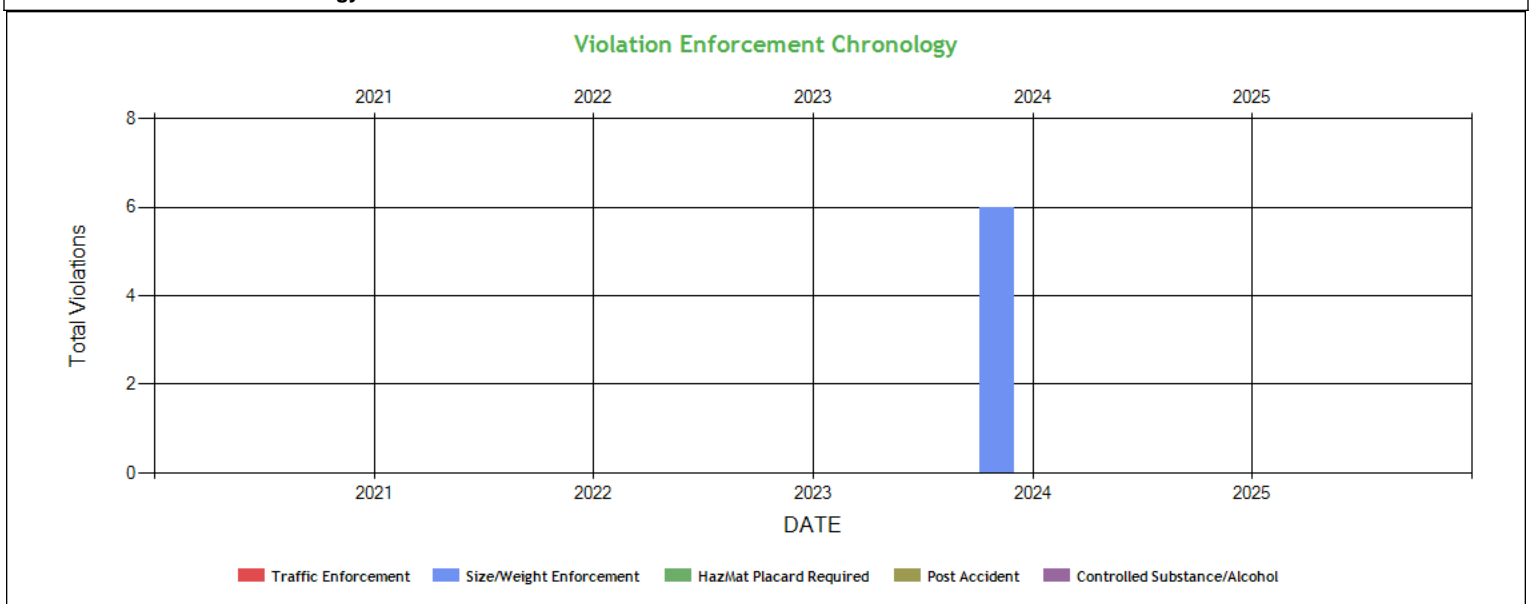
No filters were applied when generating this report, see the live report for more options.

**Violation Summary ToC**

BASIC	Violation Group	Code	Description	# of Violations	# of OOS Violations	Severity Points
Hours-Of-Service (HOS) Compliance	False Log	395.8E	False report of drivers record of duty status	1	1	7
Vehicle Maintenance	Brakes, All Others	393.45B2	Failing to secure brake hose/tubing against mechanical damage	1	0	4
Vehicle Maintenance	Clearance Identification Lamps/Other	393.9	Inoperative required lamps	1	0	2
Unsafe Driving	Not used in SMS Calculation	392.2	Operating a commercial motor vehicle not in accordance with the laws, ordinances, and regulations of the jurisdiction in which it is being operated - Unsafe Driving	1	0	0
	Not used in SMS Calculation	392.2SLLEWG1	State/Local Laws - Excessive Weight - 1-2500 Lbs Over On Allowable Gross Weight.	1	0	0

No filters were applied when generating this report, see the live report for more options.

**Violation Enforcement Chronology - Chart ToC**

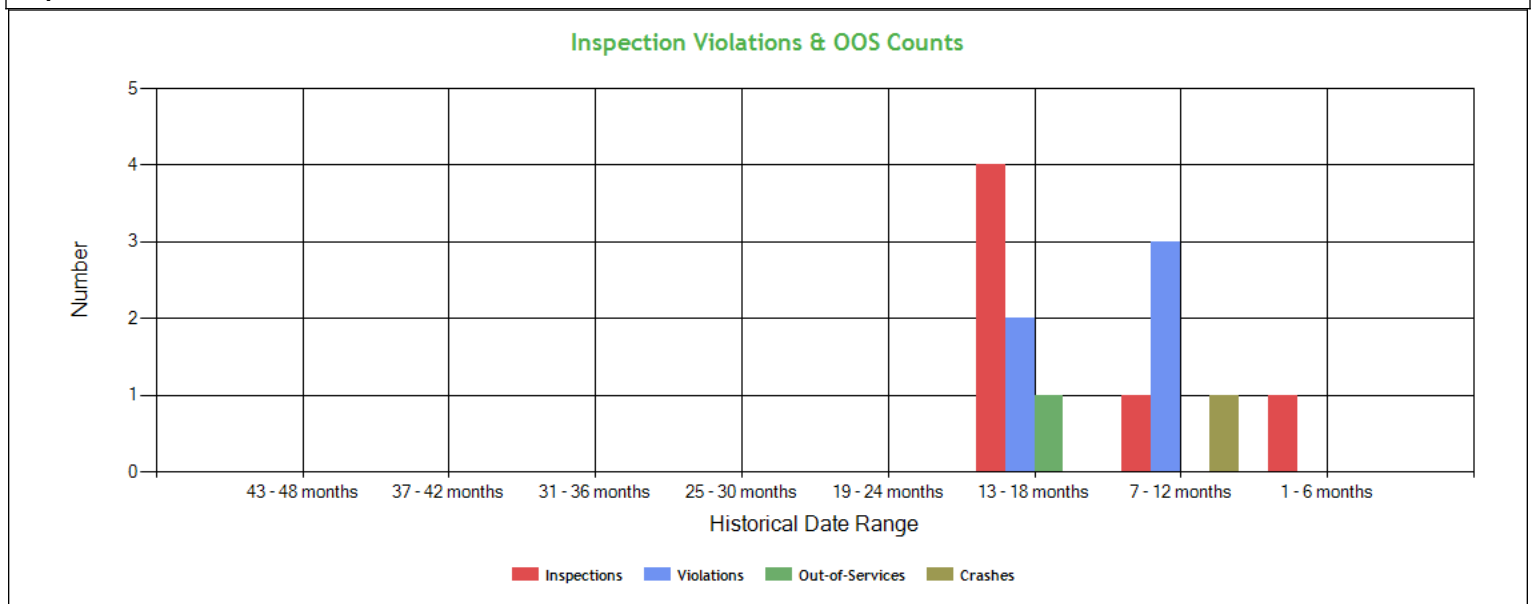




**Violation Enforcement Chronology - Table ToC**

	2021	2022	2023	2024	2025
Traffic Enforcement	0	0	0	0	0
Size/Weight Enforcement	0	0	0	6	0
HazMat Placard Required	0	0	0	0	0
Post Accident	0	0	0	0	0
Controlled Substance/Alcohol	0	0	0	0	0

**Inspection Violations & OOS Counts - Chart ToC**

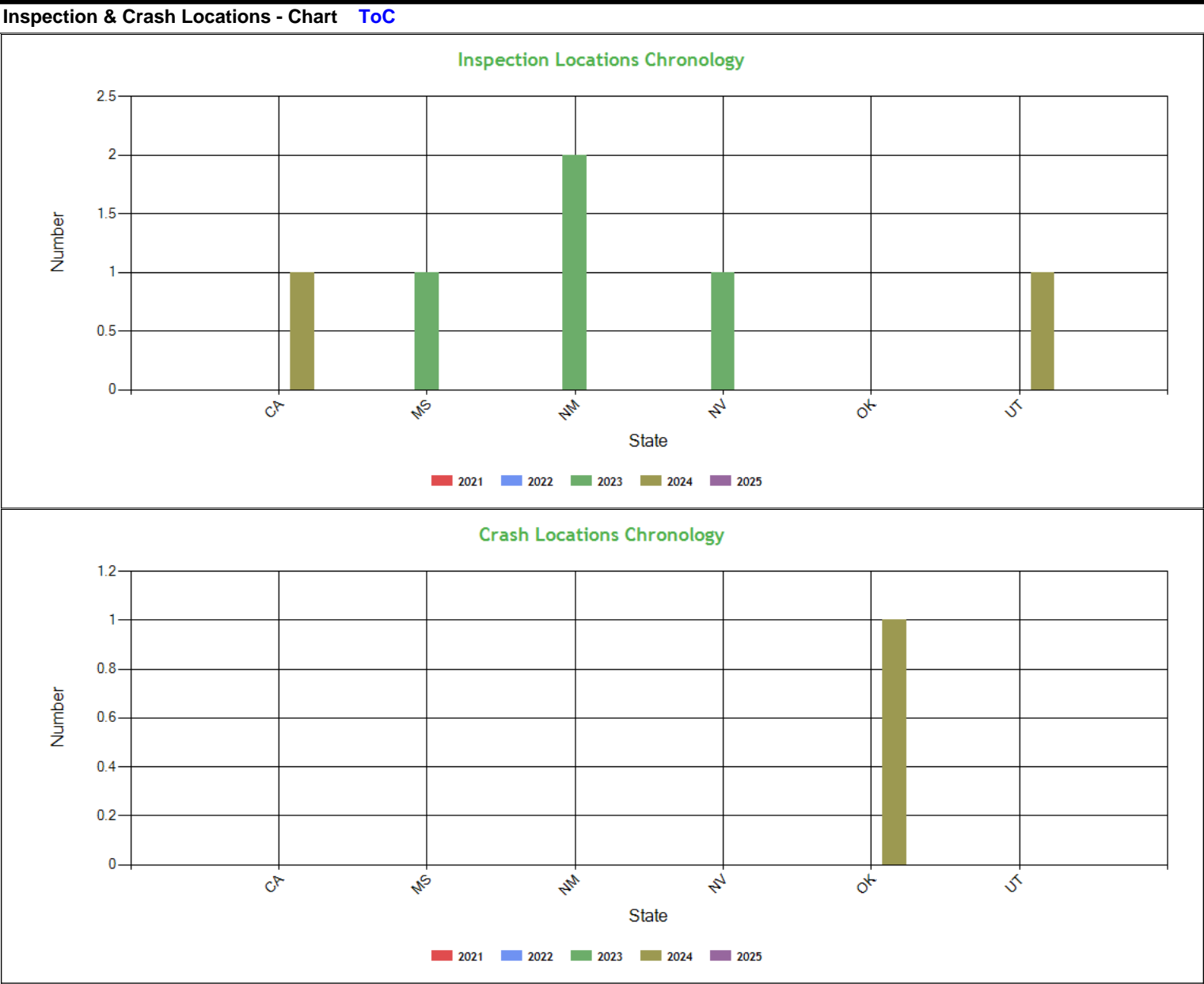


**Inspection Violations & OOS Counts - Table ToC**

Date Range	Inspections	Violations	Out-of-Services	Crashes
TOTAL	6	5	1	1
1 - 6 months	1	0	0	0
7 - 12 months	1	3	0	1
13 - 18 months	4	2	1	0
19 - 24 months	0	0	0	0
25 - 30 months	0	0	0	0
31 - 36 months	0	0	0	0
37 - 42 months	0	0	0	0
43 - 48 months	0	0	0	0



Radius of Operation (based on Inspections and Crashes during the past 3 years) <span>ToC</span>								
	Total	Drive between 0 and 50 miles radius	Drive between 51 and 200 miles radius	Drive between 201 and 300 miles radius	Drive between 301 and 400 miles radius	Drive between 401 and 500 miles radius	Drive between 501 and 600 miles radius	Drive beyond 600 miles radius
Power Units (i.e. unique VINs)	2	0	0	0	0	0	0	2
Percent	100%	0%	0%	0%	0%	0%	0%	100%





### Inspection & Crash Locations - Table ToC

State	Inspections					Violations					Out-of-Services					Crashes				
	2021	2022	2023	2024	2025	2021	2022	2023	2024	2025	2021	2022	2023	2024	2025	2021	2022	2023	2024	2025
TOTAL	0	0	4	2	0	0	0	2	3	0	0	0	1	0	0	0	0	0	1	0
CA	0	0	0	1	0	0	0	0	3	0	0	0	0	0	0	0	0	0	0	0
MS	0	0	1	0	0	0	0	0	0	0	0	0	0	0	0	0	0	0	0	0
NM	0	0	2	0	0	0	0	2	0	0	0	0	1	0	0	0	0	0	0	0
NV	0	0	1	0	0	0	0	0	0	0	0	0	0	0	0	0	0	0	0	0
OK	0	0	0	0	0	0	0	0	0	0	0	0	0	0	0	0	0	0	1	0
UT	0	0	0	1	0	0	0	0	0	0	0	0	0	0	0	0	0	0	0	0

### Hot Spot Summary ToC

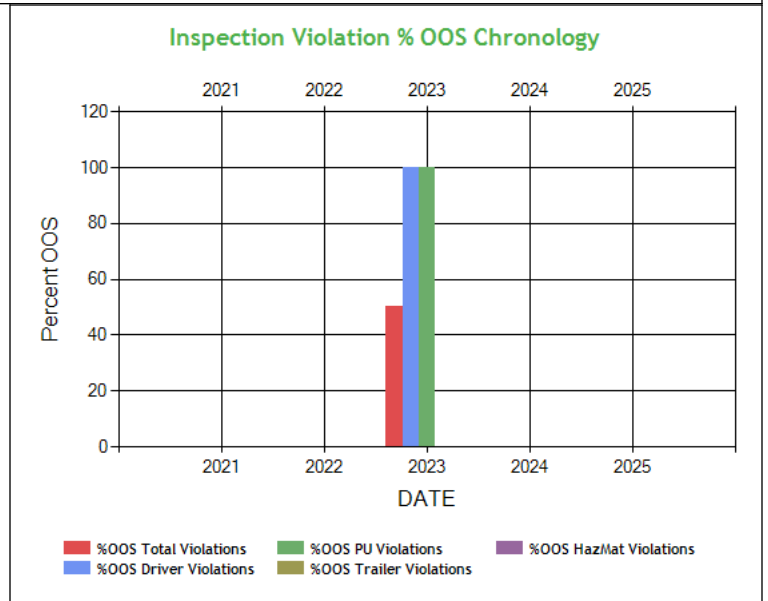
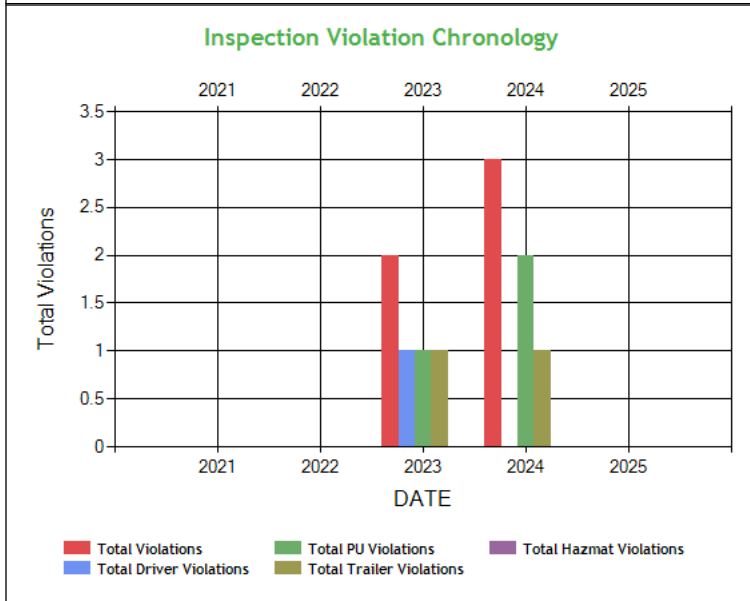
Year	Month	Level 5	Level 5 %	Level 4	Level 4 %	Level 3	Level 3 %	Level 2	Level 2 %	Level 1	Level 1 %	Level 0	Level 0 %	Levels 1 - 5	Levels 1 - 5 %
2024	August (Partial)	0	0.00%	0	0.00%	0	0.00%	0	0.00%	0	0.00%	1	50.00%	0	0.00%
2024	April	1	50.00%	0	0.00%	0	0.00%	0	0.00%	0	0.00%	0	0.00%	1	50.00%
Totals		1	50.00%	0	0.00%	0	0.00%	0	0.00%	0	0.00%	1	50.00%	1	50.00%

### Hot Spot Analysis

State	County	Level	Count	Percentage
CA	San Bernardino	5	1	50.00%

Report generated using the last 12 full months of inspection data

### Inspection Violation % OOS Chronology - Chart ToC

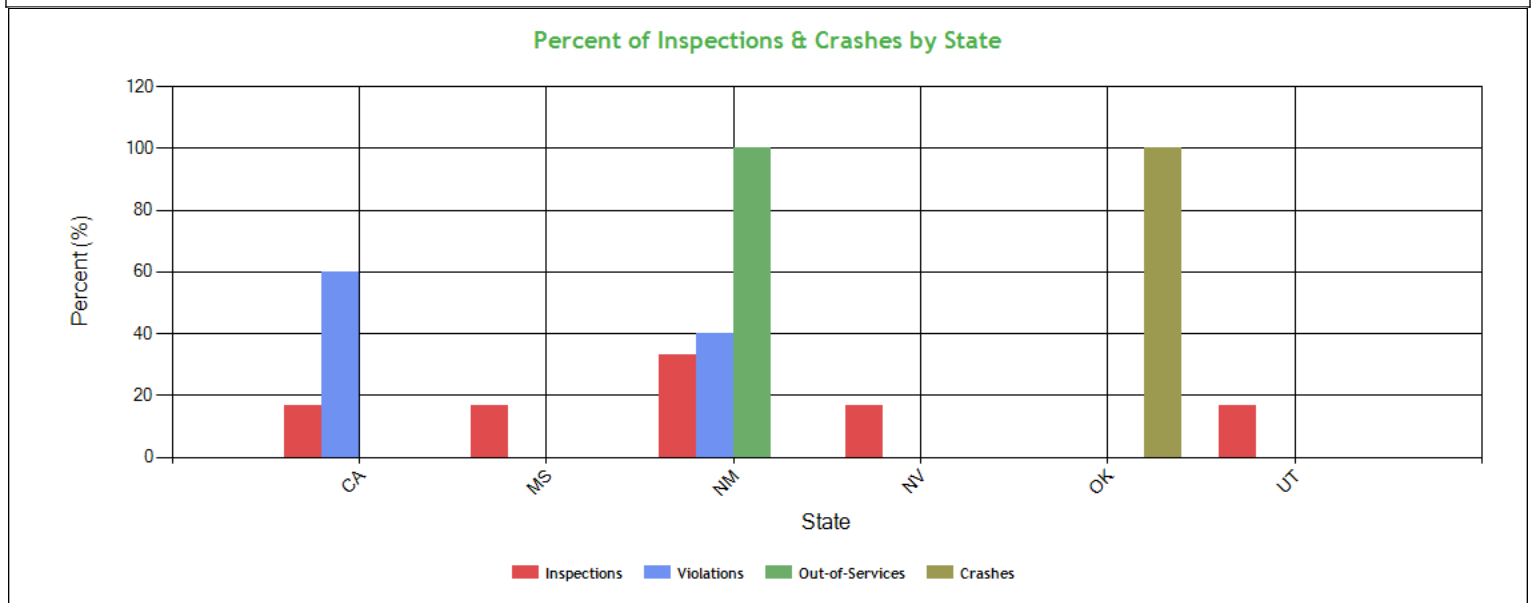




**Inspection Violation % OOS Chronology - Table ToC**

	2021	2022	2023	2024	2025
Total Violations	0	0	2	3	0
Total Out Of Services	0	0	1	0	0
%OOS Total Violations	0	0	50.0	0	0
Total Driver Violations	0	0	1	0	0
Total Driver Out Of Services	0	0	1	0	0
%OOS Driver Violations	0	0	100	0	0
Total PU Violations	0	0	1	2	0
Total PU Out Of Services	0	0	1	0	0
%OOS PU Violations	0	0	100	0	0
Total Trailer Violations	0	0	1	1	0
Total Trailer Out Of Services	0	0	0	0	0
%OOS Trailer Violations	0	0	0	0	0
Total Hazmat Violations	0	0	0	0	0
Total Hazmat Out Of Services	0	0	0	0	0
%OOS HazMat Violations	0	0	0	0	0

**Percent of Insp & Crash by State - Chart ToC**



**Percent of Insp & Crash by State - Table (based on Inspection data from the last 4 years) ToC**

State	Inspections		Violations		Out-of-Services		Crashes	
	Total	Percent	Total	Percent	Total	Percent	Total	Percent
	6	100	5	100	1	100	1	100
CA	1	16.7	3	60	0	0	0	0
MS	1	16.7	0	0	0	0	0	0
NM	2	33.3	2	40	1	100	0	0
NV	1	16.7	0	0	0	0	0	0
OK	0	0	0	0	0	0	1	100
UT	1	16.7	0	0	0	0	0	0



**VIN Insp Summary by State (based on inspection from the last 2 years) ToC**

VIN	Insp	Viol Pts	Counts in each State									
			NM		CA		MS		NV		UT	
			Insp	Viol Pts	Insp	Viol Pts	Insp	Viol Pts	Insp	Viol Pts	Insp	Viol Pts
<b>TOTALS</b>	<b>18/27*</b>	<b>6/13**</b>	<b>2</b>	<b>9</b>	<b>1</b>	<b>4</b>	<b>1</b>	<b>0</b>	<b>1</b>	<b>0</b>	<b>1</b>	<b>0</b>
3AKJHHDR5KSKH0081	3	4	1	0	1	4	1	0	0	0	0	0
4V4NC9EJ7MN262825	3	7	1	7	0	0	0	0	1	0	1	0
1JJV532W09L254272	2	0	0	0	1	0	1	0	0	0	0	0
1JJV532B0CL722960	1	2	1	2	0	0	0	0	0	0	0	0
3H3V532K3RS024664	1	0	1	0	0	0	0	0	0	0	0	0
5V8VC5329MM102299	1	0	0	0	0	0	0	0	0	0	1	0

\*<Total number of inspections for these 6 VIN(s)>/n<Total number of inspections for these 5 state(s)>

\*\*<Total severity sum for these 6 VIN(s)>/n<Total severity sum for these 5 state(s)>

**Violations By Unit Type ToC**

**# of Violations: 5    Total Severity: 13    based on inspections in the last 2 years**

<b>Violation Unit: Driver</b>	<b># of Violations: 1</b>	<b>Total Severity: 7</b>	<b>% of Total: 53.85%</b>
Viol. Group: False Log	# of Violations: 1	Total Severity: 7	% of Total: 53.85%
Violation	Number of Occurrences	Viol. Severity	Total Severity
395.8E:False report of drivers record of duty status	1	7	7
<b>Violation Unit: Power Unit</b>	<b># of Violations: 2</b>	<b>Total Severity: 4</b>	<b>% of Total: 30.77%</b>
Viol. Group: Brakes All Others	# of Violations: 1	Total Severity: 4	% of Total: 30.77%
Violation	Number of Occurrences	Viol. Severity	Total Severity
393.45B2:Failing to secure brake hose/tubing against mechan	1	4	4
Viol. Group: Not used in SMS Calculation	# of Violations: 1	Total Severity: 0	% of Total: 0%
392.2SLEWG1:State/Local Laws - Excessive Weight - 1-2500 Lbs O	1	0	0
<b>Violation Unit: Trailer</b>	<b># of Violations: 2</b>	<b>Total Severity: 2</b>	<b>% of Total: 15.38%</b>
Viol. Group: Clearance Identification Lamps/Other	# of Violations: 1	Total Severity: 2	% of Total: 15.38%
Violation	Number of Occurrences	Viol. Severity	Total Severity
393.9:Inoperative required lamps	1	2	2
Viol. Group: Not used in SMS Calculation	# of Violations: 1	Total Severity: 0	% of Total: 0%
392.2:Operating a commercial motor vehicle not in accord	1	0	0

**Equipment Ownership ToCEquipment Ownership (based on MCS-150 dated 10/21/2024)**

	Trucks	Tractors	Trailers	Motor Coaches	Vans
<b>Owned</b>	0	2	2	0	0
<b>Term Leased</b>	0	0	0	0	0
<b>Trip Leased</b>	0	0	0	0	0
<b>Total No.</b>	0	2	2	0	0

**Equipment Details Power Units ToC**

VIN	Latest Insp Date	Year	Make	Model	Body Class	Body Type	Axles	Len	Fuel Type
4V4NC9EJ7MN262825	08/16/2024	2021	VOLVO	VNL	Truck-Tractor	-	-	-	-
3AKJHHDR5KSKH0081	04/09/2024	2019	FREIGHTLINER	New Cascadia 126" Sleepercab	Truck-Tractor	-	-	-	Diesel

**Equipment Details Trailers**

VIN	Latest Insp Date	Year	Make	Model	Body Class	Body Type	Axles	Len	Fuel Type
5V8VC5329MM102299	08/16/2024	2021	VANGUARD	VANGUARD NATIONAL TRAILER CORPORATION (VNTC)	Trailer	Dry Freight	-	53	Not Applicable



1JJV532W09L2 54272	04/09/2024	2009	WABASH NATIONAL	Wabash National Corporation	Trailer	Van Trailer	2	53	-
3H3V532K3RS0 24664	12/31/2023	2024	HYUNDAI OF MEXICO	Hyundai Translead Trailers	Trailer	Van Trailer	2	53	Not Applicable
1JJV532B0CL72 2960	08/02/2023	2012	WABASH NATIONAL	Refrigerated Van	Trailer	Van Trailer	2	53	-

Vehicle Age <b>ToC</b>				
Year	# Power Units	PU Percentage	# Trailers	Trailres Percentage
2024	0	0.00%	1	25.00%
2021	1	50.00%	1	25.00%
2019	1	50.00%	0	0.00%
2012	0	0.00%	1	25.00%
2009	0	0.00%	1	25.00%
Based on 24 months of inspection data, see the live report for more options				

States of Power Unit Registrations <b>ToC</b>					
State	CA	MS	NM	NV	UT
Number of Power Units	1	1	2	1	1

Equipment Acquisitions - Table <b>ToC</b>						
	Power Units inspected for 1st time in past 12 months	Power Units inspected for 1st time in past 24 months	Power Units inspected during entire date range	Trailers inspected for 1st time in past 12 months	Trailers inspected for 1st time in past 24 months	Trailers inspected during entire date range
Unique VINs	2	2	2	2	4	4
Unique License Plates	2	2	2	2	4	4
License Plate States	1	1	1	1	1	1

Driver Details <b>ToC</b> Driver Details (based on MCS-150 dated 10/21/2024)			
	Within 100 mi	Beyond 100 mi	TOTAL
# Drivers Interstate	0	4	4
# Drivers Intrastate	0	0	0
TOTAL	0	4	/
Avg. # Trip Lease Drivers/Mo: 0 # Drivers Grand Total: 4 # Drivers Commercially Licensed: 4			

Shared VIN Summary <b>ToC</b>
-------------------------------

No Data

**SHIPPERS DETAIL **ToC**** based on Inspection results for the last 4 years

Shipper Name	Number of Inspections	Shipper Name	Number of Inspections
No Shipper listed	3	AMAZON	1
KING BRANDS	1	MIEDEMA	1



**Carrier Software**  
1-800-646-5152  
info@CarrierSoftware.com

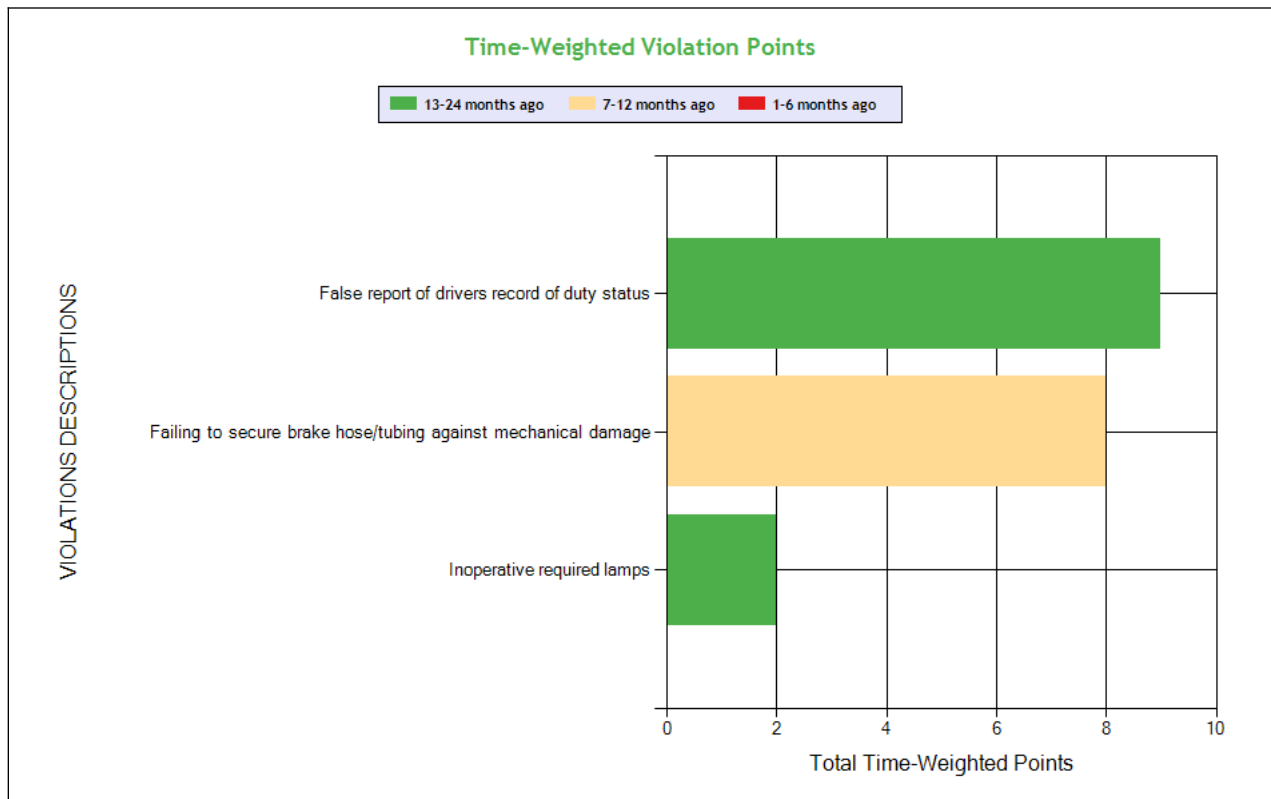
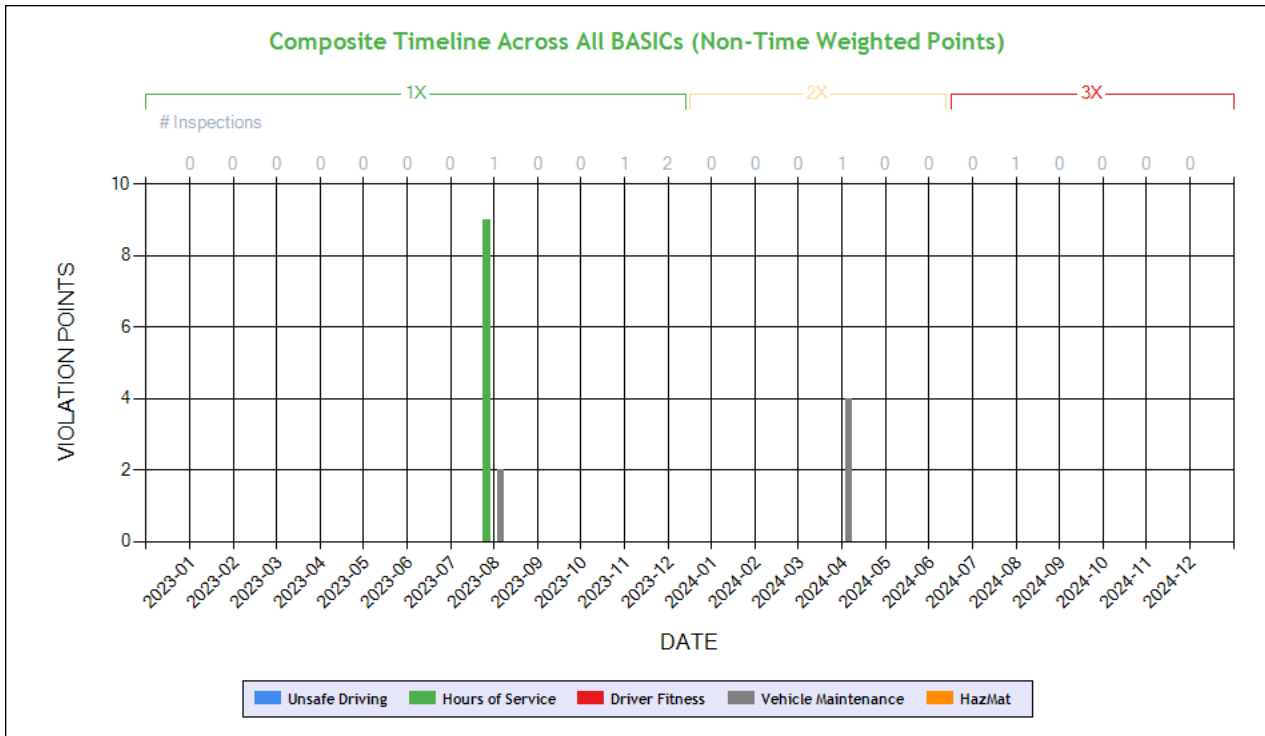
**CONFIDENTIAL - Intended for use by Amerigo Insurance Agency - Date:**  
**2/11/2025**

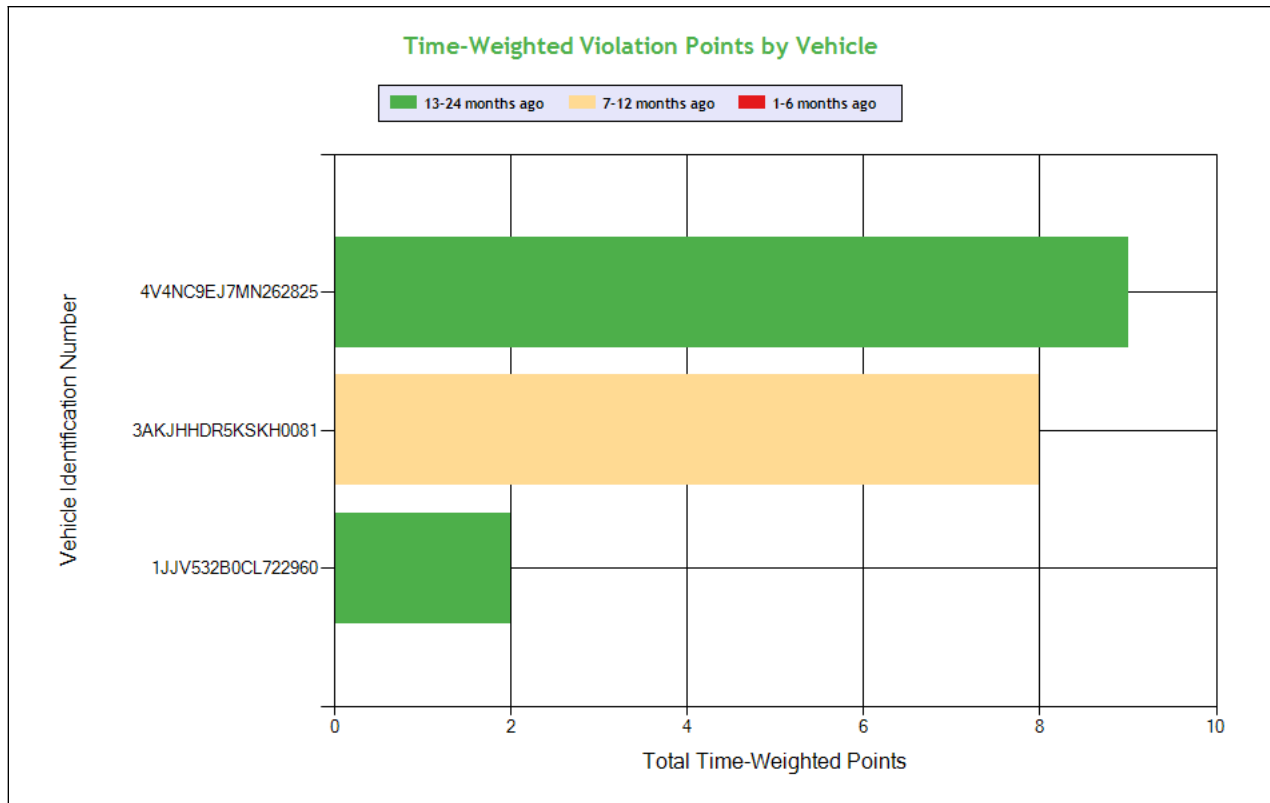
**ROAD WARRIOR TRANSPORT INC - DOT# 3695994 / MC1291302**





## Carrier Underwriting Report Safety Summary ToC





See the Excel file for the complete analysis

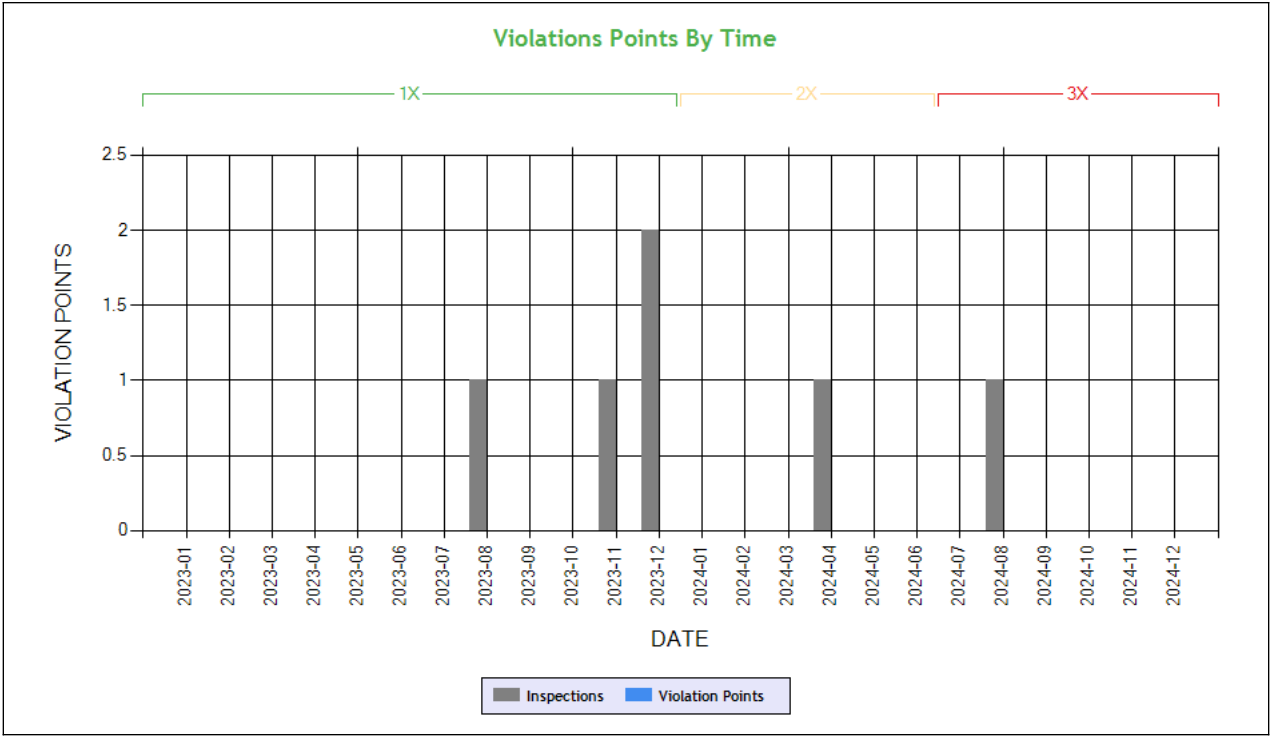
# Violations is in (1-6/7-12/13-24mo)

Shaded = Out Of Service Violation					
Violation Group			False Log	Brakes, All Others	Clearance Identification Lamps/Other
Violation Description	Total Time-weighted Points by VIN	% of Total Time-weighted Points by VIN	False report of drivers record of duty status	Failing to secure brake hose/tubing against mechanical damage	Inoperative required lamps
Driver Resp			Yes	Yes	Yes
Total Time-weighted Points			9	8	2
% Total Time-Wt Pts			47.37	42.11	10.53
4V4NC9EJ7MN262825	9	47.37	9 (0/0/1)		
3AKJHHDR5KSKH0081	8	42.11		8 (0/1/0)	
1JJV532B0CL722960	2	10.53			2 (0/0/1)



**SAFETY ANALYSIS    ToC**

**Unsafe Driving**

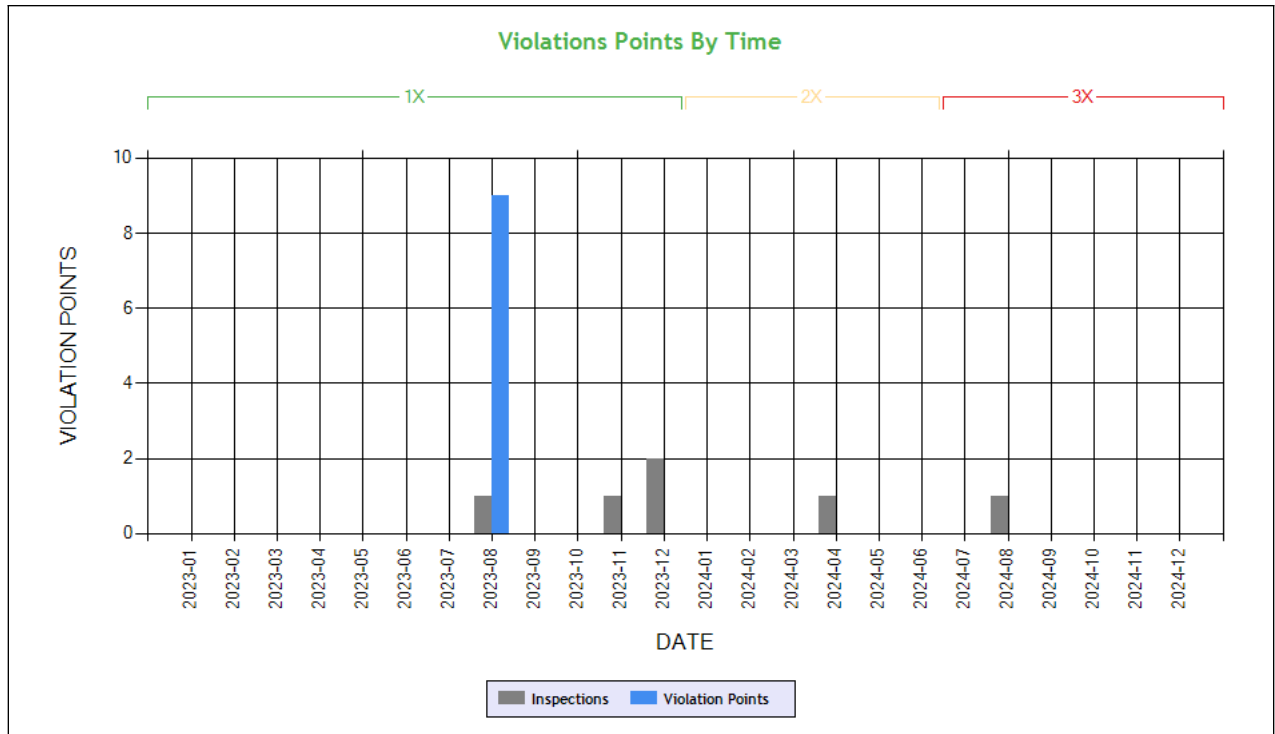


**Time-Weighted Violation Points - no data available to draw a chart**  
**Time-Weighted Severity Points by Vehicle - no data available to draw a chart**

See the Excel file for the complete analysis # Violations is in (1-6/7-12/13-24mo)

Shaded = Out Of Service Violation		
Violation Group		
Violation Description	Total Time-weighted Points by VIN	% of Total Time-weighted Points by VIN
Driver Resp		
Total Time-weighted Points		
% Total Time-Wt Pts		

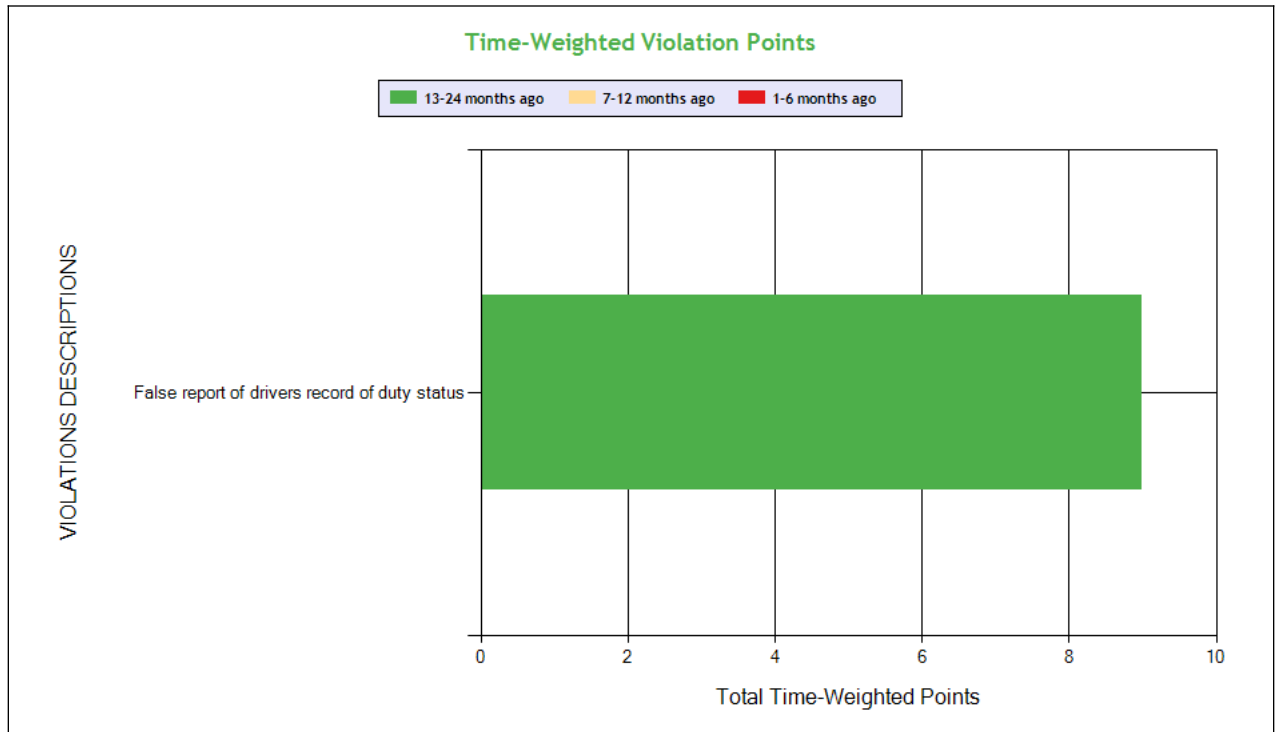
**HOS Compliance**



**Carrier Software**  
 1-800-646-5152  
 info@CarrierSoftware.com

**CONFIDENTIAL - Intended for use by Amerigo Insurance Agency - Date: 2/11/2025**

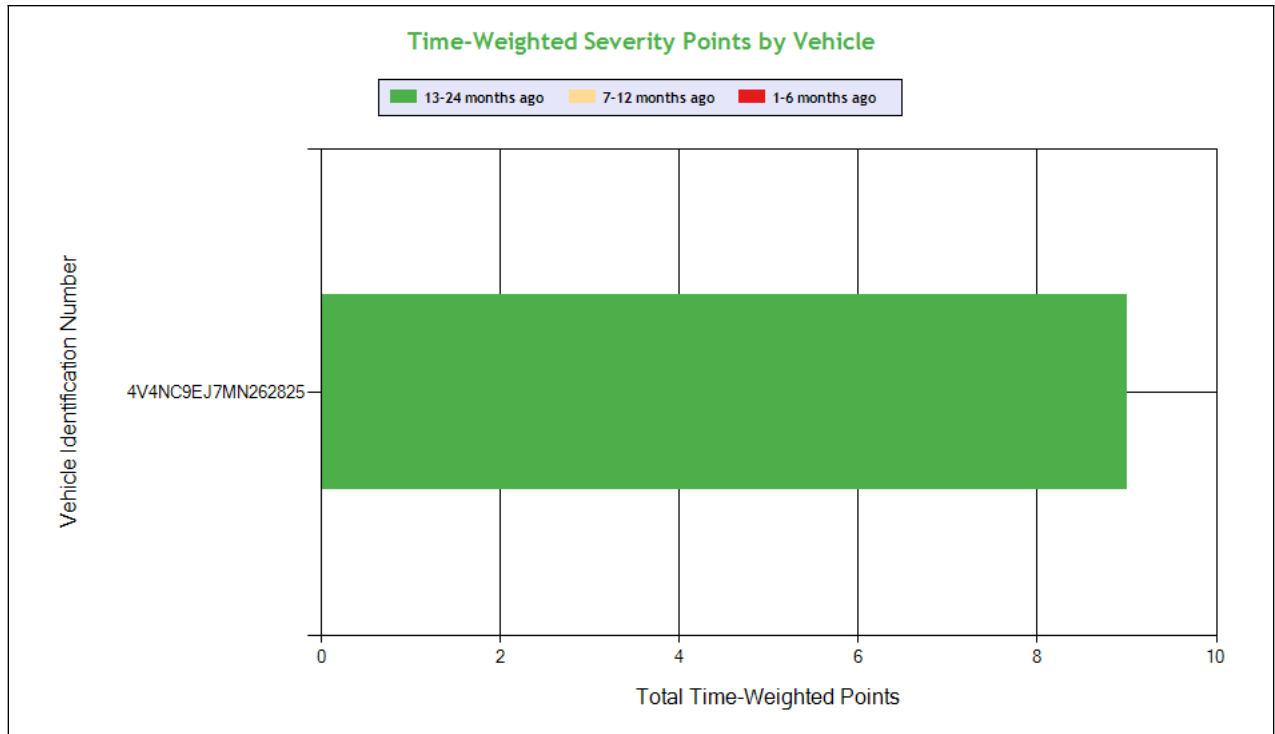
**ROAD WARRIOR TRANSPORT INC - DOT# 3695994 / MC1291302**



See the Excel file for the complete analysis

# Violations is in (1-6/7-12/13-24mo)

Shaded = Out Of Service Violation



**Carrier Software**  
 1-800-646-5152  
 info@CarrierSoftware.com

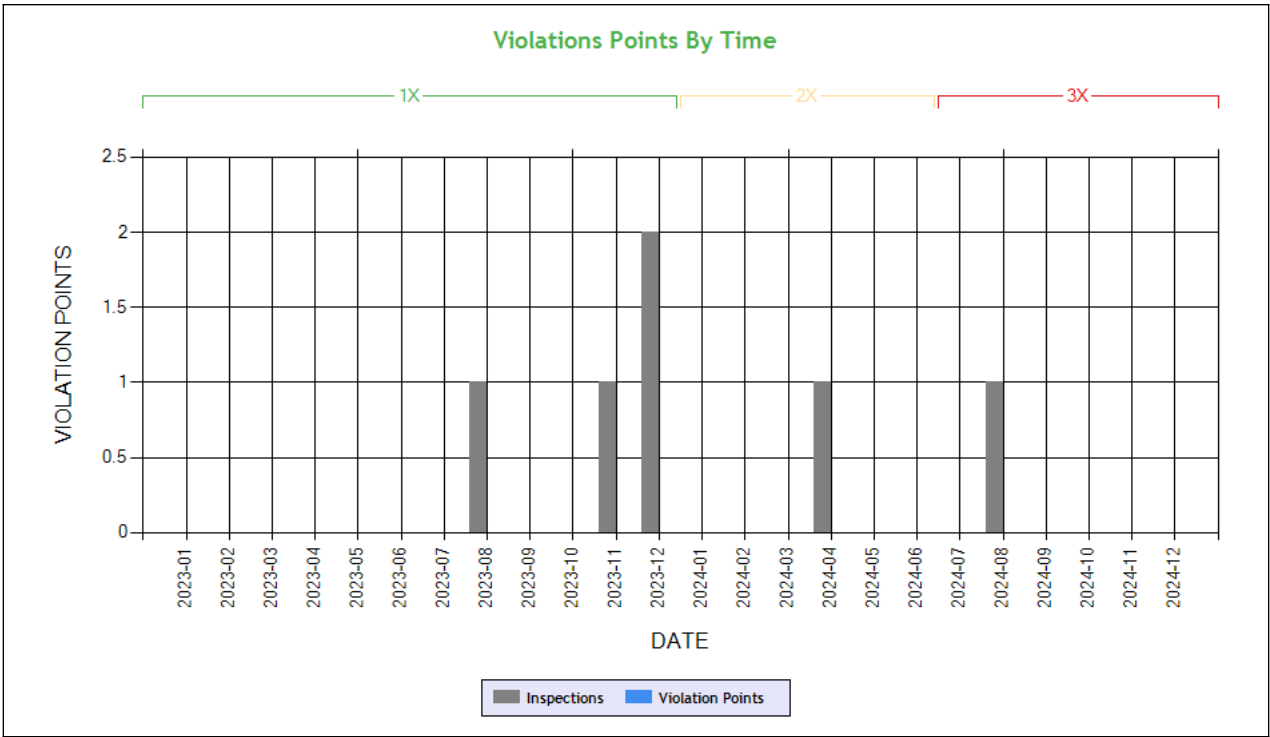
**CONFIDENTIAL - Intended for use by Amerigo Insurance Agency - Date: 2/11/2025**

**ROAD WARRIOR TRANSPORT INC - DOT# 3695994 / MC1291302**

Violation Group			False Log
Violation Description	Total Time-weighted Points by VIN	% of Total Time-weighted Points by VIN	False report of drivers record of duty status
Driver Resp			Yes
Total Time-weighted Points			9
% Total Time-Wt Pts			100
4V4NC9EJ7MN262825	9	100	9 (0/0/1)



Driver Fitness



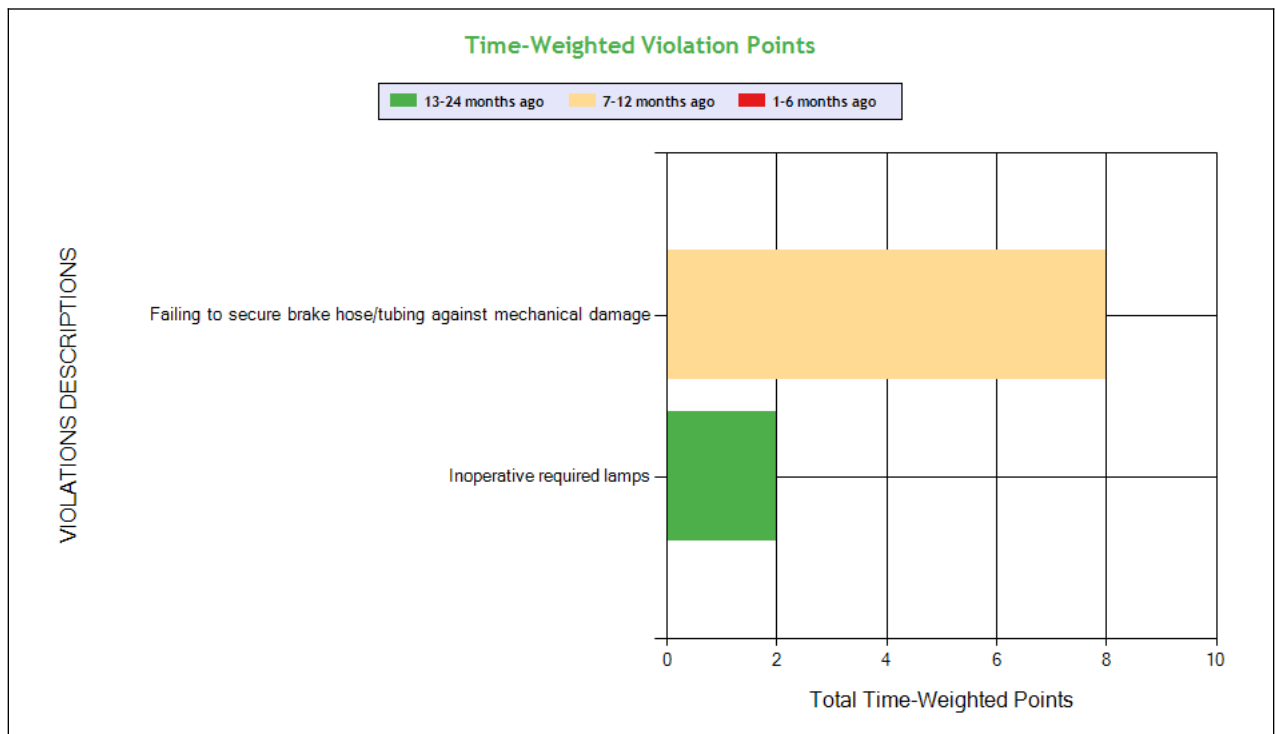
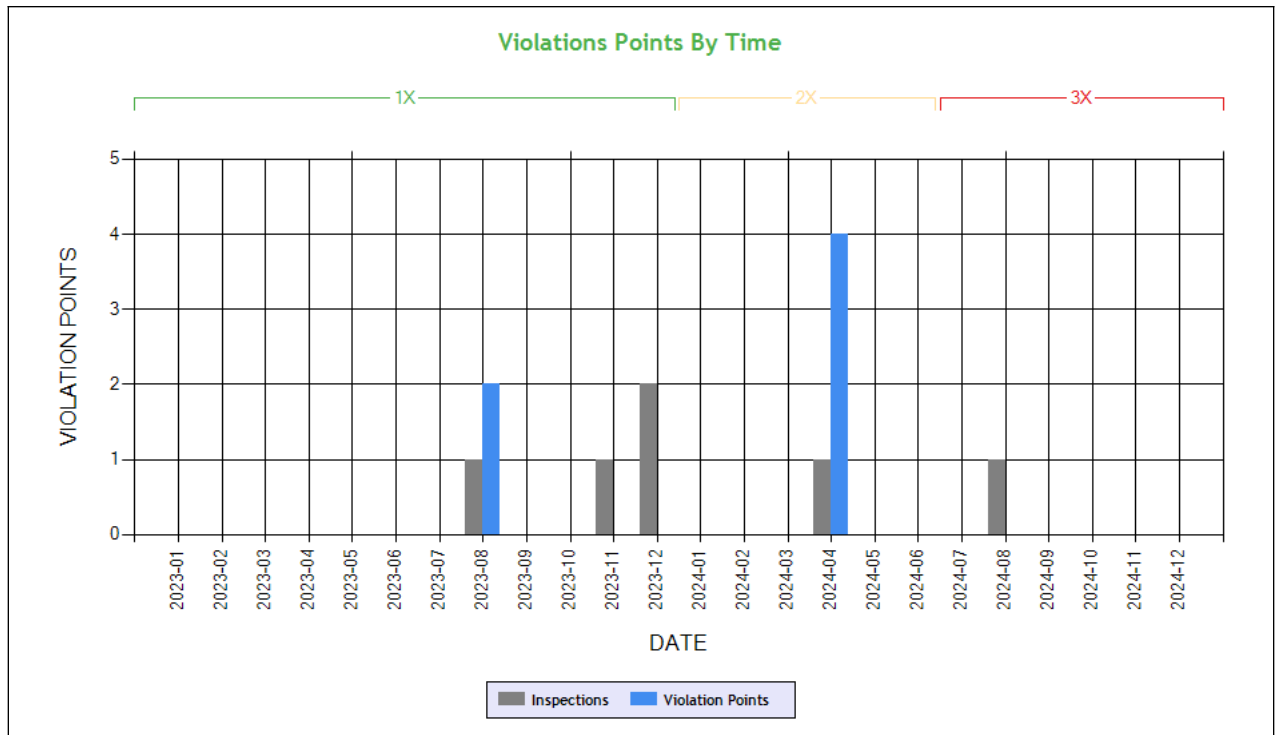
Time-Weighted Violation Points - no data available to draw a chart  
Time-Weighted Severity Points by Vehicle - no data available to draw a chart

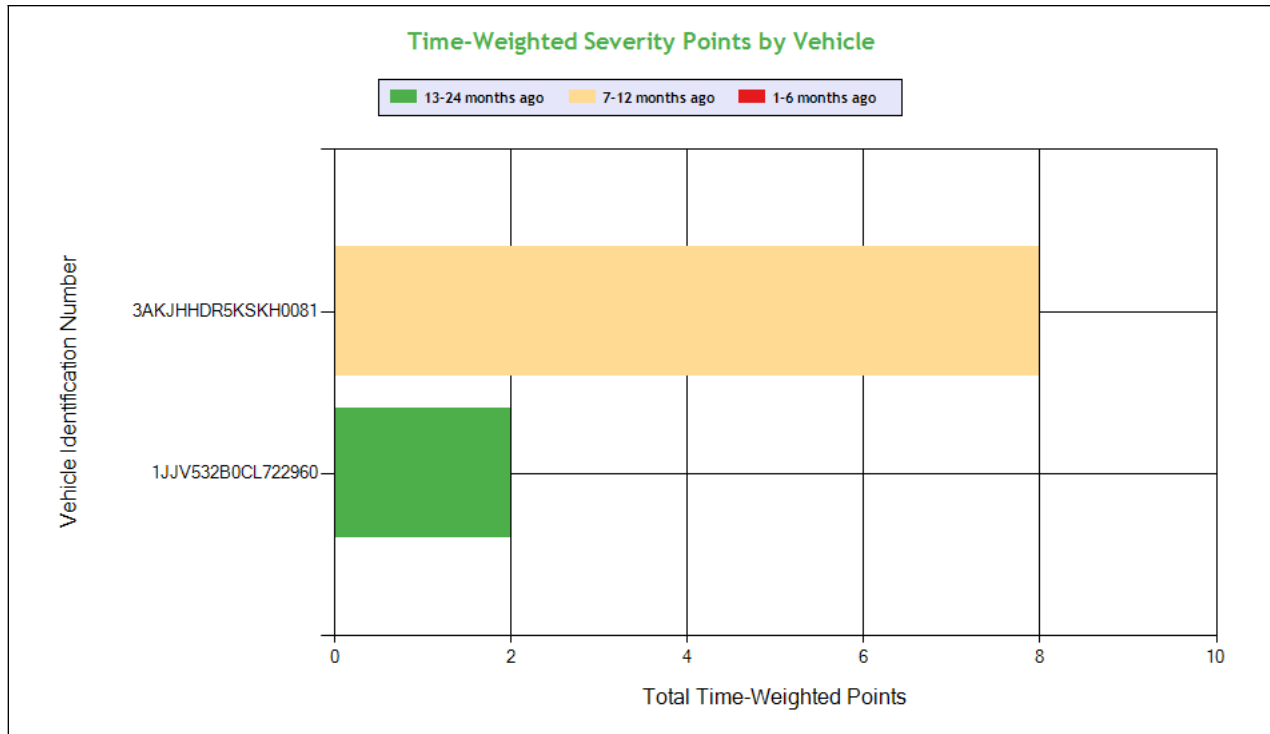
See the Excel file for the complete analysis # Violations is in (1-6/7-12/13-24mo)

Shaded = Out Of Service Violation		
Violation Group		
Violation Description	Total Time-weighted Points by VIN	% of Total Time-weighted Points by VIN
Driver Resp		
Total Time-weighted Points		
% Total Time-Wt Pts		



## Vehicle Maintenance





**Carrier Software**  
 1-800-646-5152  
 info@CarrierSoftware.com

**CONFIDENTIAL - Intended for use by Amerigo Insurance Agency - Date: 2/11/2025**

**ROAD WARRIOR TRANSPORT INC - DOT# 3695994 / MC1291302**

See the Excel file for the complete analysis

# Violations is in (1-6/7-12/13-24mo)

Shaded = Out Of Service Violation				
Violation Group			Brakes, All Others	Clearance Identification Lamps/Other
Violation Description	Total Time-weighted Points by VIN	% of Total Time-weighted Points by VIN	Failing to secure brake hose/tubing against mechanical damage	Inoperative required lamps
Driver Resp			Yes	Yes
Total Time-weighted Points			8	2
% Total Time-Wt Pts			80.0	20.0
3AKJHHDR5KSKH0081	8	80.0	8 (0/1/0)	
1JJV532B0CL722960	2	20.0		2 (0/0/1)

## COLOR CODED CRASH TABLE ToC

Color KEY	Color Code		
	Green	Orange	Red
Citation	No	Unknown	Yes
HazMat Release	No		Yes
Tow Away	No	Yes	
Time Weight	1	2	3
Severity Weight	1		2-3
Injuries	0	1-2	3 or more
Fatalities	0		1 or more
Vehicles in Crash	0-1	2	3 or more
Light Condition	Daylight	Dawn; Dusk	Dark- Not Lighted; Dark-Lighted; Dark- Unknown Roadway Lighting
Road Surface	Dry	Wet; Water(Standing, Moving); Slush	Snow; Ice; Sand; Mud; Dirt; Oil or Gravel





Weather Condition	No Adverse Conditions	Rain; Sleet; Blowing Sand; Soil, Dirt Or Snow	Snow; Fog; Severe Crosswinds
-------------------	-----------------------	---	------------------------------

	Driver Name
3AKJHHDR5KSKH0081	VIN
2	Time Weight
1	Severity Weight
0	Fatalities
0	Injuries
No	Citation
Dry	Road Surface Condition
No Adverse Condition	Weather Condition
Dark-Lighted	Light Condition
Y	Tow-Away
N	HM Released
1	Vehicles In Crash
Seq. #1: Non collision equipment failure (brake failure, blown tires, etc.); Seq. #2: Non collision ran off road; Seq. #3: Collision involving fixed object; Seq. #4: Non collision jackknife;	Sequence of Events
OK	Crash State
OK2406000526	Report Number
6/2/2024	Date
Tractor/Semitrailer	Vehicle Configuration
Van/Enclosed Box	Cargo Body Type
22	Driver Age
NY	Driver License State

**INSPECTIONS WITH SHARED EQUIPMENT:**

No Data



**LEGEND**

**Vehicle Information**

Inspection for DOT # being analyzed

Inspection for Different DOT #

Crash Information for specific VIN

**INSPECTION DETAILS for ALL Inspections**

PDF shows the first 100 Power Unit & Trailer VINs with most recent inspections using data from the last 4 years

**POWER UNIT Inspections Section**

<b>VIN: 4V4NC9EJ7MN262825</b>				<b>Unit: Truck Tractor</b>		<b>Year: 2021</b>	<b>Make: VOLVO</b>	
<b>Crash Report No.</b>	<b>DOT</b>	<b>Date</b>	<b>State</b>	<b>Fatalities</b>	<b>Injuries</b>	<b>Tow Away</b>	<b>Vehicles Involved</b>	
MO0000096430	2935389	04/18/2022	MO	0	0	Yes	2	
<b>DOT No: 3695994</b>		<b>Docket No: MC1291302</b>		<b>Name: ROAD WARRIOR TRANSPORT INC</b>			<b>Interstate: Yes</b>	
<b>Date</b>	<b>Unit License</b>	<b>Unit Lic State</b>	<b>Violation Unit</b>	<b>Violation Description</b>		<b>Severity</b>	<b>OOS</b>	<b>Citation</b>
08/16/2024	3605623	IN	-	-		-	-	-
11/19/2023	3038263	IN	-	-		-	-	-
08/02/2023	3038263	IN	D	395.8E - False report of drivers record of duty status		7	Yes	
<b>DOT No: 2935389</b>		<b>Docket No: MC991933</b>		<b>Name: BLUE STAR EXPRESS INC</b>			<b>Interstate: Yes</b>	
<b>Date</b>	<b>Unit License</b>	<b>Unit Lic State</b>	<b>Violation Unit</b>	<b>Violation Description</b>		<b>Severity</b>	<b>OOS</b>	<b>Citation</b>
07/07/2021	3038263	IN	-	-		-	-	-

<b>VIN: 3AKJHHDR5KSKH0081</b>				<b>Unit: Truck Tractor</b>		<b>Year: 2019</b>	<b>Make: FREIGHTLINER</b>	
<b>Crash Report No.</b>	<b>DOT</b>	<b>Date</b>	<b>State</b>	<b>Fatalities</b>	<b>Injuries</b>	<b>Tow Away</b>	<b>Vehicles Involved</b>	
OK2406000526	3695994	06/02/2024	OK	0	0	Yes	1	
<b>DOT No: 3695994</b>		<b>Docket No: MC1291302</b>		<b>Name: ROAD WARRIOR TRANSPORT INC</b>			<b>Interstate: Yes</b>	
<b>Date</b>	<b>Unit License</b>	<b>Unit Lic State</b>	<b>Violation Unit</b>	<b>Violation Description</b>		<b>Severity</b>	<b>OOS</b>	<b>Citation</b>
04/09/2024	3641912	IN	1	392.2SLEWG1 - State/Local Laws - Excessive Weight - 1-2500 Lbs Over On Allowable Gross Weight.		0	No	
04/09/2024	3641912	IN	1	393.45B2 - Failing to secure brake hose/tubing against mechanical damage		4	No	
12/31/2023	3102541	IN	-	-		-	-	-
12/06/2023	3102541	IN	-	-		-	-	-
<b>DOT No: 2935389</b>		<b>Docket No: MC991933</b>		<b>Name: BLUE STAR EXPRESS INC</b>			<b>Interstate: Yes</b>	
<b>Date</b>	<b>Unit License</b>	<b>Unit Lic State</b>	<b>Violation Unit</b>	<b>Violation Description</b>		<b>Severity</b>	<b>OOS</b>	<b>Citation</b>
09/10/2023	3102541	IN	-	-		-	-	-
08/31/2023	3102541	IN	1	393.9H - Inoperative head lamps		6	No	
05/16/2023	3102541	IN	1	392.2RG - State vehicle registration or License Plate violation		0	No	
05/16/2023	3102541	IN	1	393.81 - Horn inoperative		3	No	
11/27/2022	3102541	IN	-	-		-	-	-
08/05/2022	3102541	NA	-	-		-	-	-
05/27/2022	3102541	IN	D	395.15G01 - Driver failed to have instructions on-board CMV for installed automatic on-board recording device.		1	No	
05/27/2022	3102541	IN	D	395.24D - Eld Cannot Transfer Eld Records Electronically		0	No	
10/27/2021	3102541	IN	1	393.11 - No/defective lighting devices/reflective devices/projected		3	No	
10/27/2021	3102541	IN	1	396.17C - Operating a CMV without proof of a periodic inspection		4	No	
10/27/2021	3102541	IN	D	395.26B - Motor carrier failed to ensure that the ELD automatically recorded the required data elements.		1	No	
10/27/2021	3102541	IN	D	395.8E - False report of drivers record of duty status		7	No	
<b>DOT No: 54283</b>		<b>Docket No: MC136818</b>		<b>Name: SWIFT TRANSPORTATION CO OF ARIZONA LLC</b>			<b>Interstate: Yes</b>	



Date	Unit License	Unit Lic State	Violation Unit	Violation Description	Severity	OOS	Citation
02/12/2020	2555055	IN	-	-	-	-	-
12/10/2019	2555055	IN	1	392.2WC - Wheel (Mud) Flaps missing or defective	1	No	C5969712-0
12/10/2019	2555055	IN	D	392.2DL - Miscellaneous Drivers License Violation	0	No	
12/13/2018	2555055	IN	-	-	-	-	-

### TRAILER Inspections Section

<b>VIN: 4V4NC9EJ7MN262825</b>		<b>Unit: Truck Tractor</b>			<b>Year: 2021</b>	<b>Make: VOLVO</b>	
<b>Crash Report No.</b>	<b>DOT</b>	<b>Date</b>	<b>State</b>	<b>Fatalities</b>	<b>Injuries</b>	<b>Tow Away</b>	<b>Vehicles Involved</b>
MO0000096430	2935389	04/18/2022	MO	0	0	Yes	2
<b>DOT No: 3695994</b>		<b>Docket No: MC1291302</b>		<b>Name: ROAD WARRIOR TRANSPORT INC</b>		<b>Interstate: Yes</b>	
Date	Unit License	Unit Lic State	Violation Unit	Violation Description	Severity	OOS	Citation
08/16/2024	3605623	IN	-	-	-	-	-
11/19/2023	3038263	IN	-	-	-	-	-
08/02/2023	3038263	IN	D	395.8E - False report of drivers record of duty status	7	Yes	
<b>DOT No: 2935389</b>		<b>Docket No: MC991933</b>		<b>Name: BLUE STAR EXPRESS INC</b>		<b>Interstate: Yes</b>	
Date	Unit License	Unit Lic State	Violation Unit	Violation Description	Severity	OOS	Citation
07/07/2021	3038263	IN	-	-	-	-	-

<b>VIN: 3AKJHHDR5KSKH0081</b>		<b>Unit: Truck Tractor</b>			<b>Year: 2019</b>	<b>Make: FREIGHTLINER</b>	
<b>Crash Report No.</b>	<b>DOT</b>	<b>Date</b>	<b>State</b>	<b>Fatalities</b>	<b>Injuries</b>	<b>Tow Away</b>	<b>Vehicles Involved</b>
OK2406000526	3695994	06/02/2024	OK	0	0	Yes	1
<b>DOT No: 3695994</b>		<b>Docket No: MC1291302</b>		<b>Name: ROAD WARRIOR TRANSPORT INC</b>		<b>Interstate: Yes</b>	
Date	Unit License	Unit Lic State	Violation Unit	Violation Description	Severity	OOS	Citation
04/09/2024	3641912	IN	1	392.2SLEWG1 - State/Local Laws - Excessive Weight - 1-2500 Lbs Over On Allowable Gross Weight.	0	No	
04/09/2024	3641912	IN	1	393.45B2 - Failing to secure brake hose/tubing against mechanical damage	4	No	
12/31/2023	3102541	IN	-	-	-	-	-
12/06/2023	3102541	IN	-	-	-	-	-
<b>DOT No: 2935389</b>		<b>Docket No: MC991933</b>		<b>Name: BLUE STAR EXPRESS INC</b>		<b>Interstate: Yes</b>	
Date	Unit License	Unit Lic State	Violation Unit	Violation Description	Severity	OOS	Citation
09/10/2023	3102541	IN	-	-	-	-	-
08/31/2023	3102541	IN	1	393.9H - Inoperative head lamps	6	No	
05/16/2023	3102541	IN	1	392.2RG - State vehicle registration or License Plate violation	0	No	
05/16/2023	3102541	IN	1	393.81 - Horn inoperative	3	No	
11/27/2022	3102541	IN	-	-	-	-	-
08/05/2022	3102541	NA	-	-	-	-	-
05/27/2022	3102541	IN	D	395.15G01 - Driver failed to have instructions on-board CMV for installed automatic on-board recording device.	1	No	
05/27/2022	3102541	IN	D	395.24D - Eld Cannot Transfer Eld Records Electronically	0	No	
10/27/2021	3102541	IN	1	393.11 - No/defective lighting devices/reflective devices/projected	3	No	
10/27/2021	3102541	IN	1	396.17C - Operating a CMV without proof of a periodic inspection	4	No	
10/27/2021	3102541	IN	D	395.26B - Motor carrier failed to ensure that the ELD automatically recorded the required data elements.	1	No	
10/27/2021	3102541	IN	D	395.8E - False report of drivers record of duty status	7	No	
<b>DOT No: 54283</b>		<b>Docket No: MC136818</b>		<b>Name: SWIFT TRANSPORTATION CO OF ARIZONA LLC</b>		<b>Interstate: Yes</b>	



Date	Unit License	Unit Lic State	Violation Unit	Violation Description	Severity	OOS	Citation
02/12/2020	2555055	IN	-	-	-	-	-
12/10/2019	2555055	IN	1	392.2WC - Wheel (Mud) Flaps missing or defective	1	No	C5969712-0
12/10/2019	2555055	IN	D	392.2DL - Miscellaneous Drivers License Violation	0	No	
12/13/2018	2555055	IN	-	-	-	-	-

**Inspection Summary By Month (based on inspections from the last 4 years) ToC**

Year-Month	Number of Inspections	Number of Power Units	Total Violations	Total OOS Inspections	Total Severity Points	Number of Crashes
2024-08	1	1	0	0	0	0
2024-04	1	1	3	0	4	0
2023-12	2	2	0	0	0	0
2023-11	1	1	0	0	0	0
2023-08	1	1	2	1	9	0

Note: The most recent month's counts may not include all the inspections for that month.

**VIN Inspection Violation Details ToC**

# of VINs: 4 # of Insp: 4 Severity Weight: 26 Avg. Weight/VIN: 6.5 (based on inspections in the last 4 years, showing top 50 VINs inspected most recently)

VIN 1JJV532W09L254272		# of Inspections: 1		Total Severity: 4		Percentage of Total: 15.38%		Avg. Weight Per Inspection: 4.0	
Inspection Date	Inspection ID	Inspection State	Location Description	Total Severity	# of Violations	Shipper Name	Inspection Level	Post Accident	Out of Service
04/09/2024	81323956	CA	I-15 NB CAJON PLATFORM SCALE	4	1		2	No	No
BASIC		Unit Type		Severity		Description		Out of Service	
Vehicle Maintenance		Semi Trailer		4		393.45B2:Failing to secure brake hose/tubing against mechan		No	
VIN 3AKJHHDR5KSKH0081		# of Inspections: 1		Total Severity: 4		Percentage of Total: 15.38%		Avg. Weight Per Inspection: 4.0	
Inspection Date	Inspection ID	Inspection State	Location Description	Total Severity	# of Violations	Shipper Name	Inspection Level	Post Accident	Out of Service
04/09/2024	81323956	CA	I-15 NB CAJON PLATFORM SCALE	4	3		2	No	No
BASIC		Unit Type		Severity		Description		Out of Service	
Vehicle Maintenance		Truck Tractor		4		393.45B2:Failing to secure brake hose/tubing against mechan		No	
Unsafe Driving		Truck Tractor		0		392.2:Operating a commercial motor vehicle not in accord		No	
		Truck Tractor		0		392.2SLEWG1:State/Local Laws - Excessive Weight - 1-2500 Lbs O		No	
VIN 1JJV532B0CL722960		# of Inspections: 1		Total Severity: 9		Percentage of Total: 34.62%		Avg. Weight Per Inspection: 9.0	
Inspection Date	Inspection ID	Inspection State	Location Description	Total Severity	# of Violations	Shipper Name	Inspection Level	Post Accident	Out of Service
08/02/2023	79327999	NM	SAN JON PORT OF ENTRY	9	2	MIEDEMA	2	No	Yes
BASIC		Unit Type		Severity		Description		Out of Service	
Hours-Of-Servce Compliance		Semi Trailer		7		395.8E:False report of drivers record of duty status		Yes	
Vehicle Maintenance		Semi Trailer		2		393.9:Inoperative required lamps		No	
VIN 4V4NC9EJ7MN262825		# of Inspections: 1		Total Severity: 9		Percentage of Total: 34.62%		Avg. Weight Per Inspection: 9.0	
Inspection Date	Inspection ID	Inspection State	Location Description	Total Severity	# of Violations	Shipper Name	Inspection Level	Post Accident	Out of Service
08/02/2023	79327999	NM	SAN JON PORT OF ENTRY	9	2	MIEDEMA	2	No	Yes
BASIC		Unit Type		Severity		Description		Out of Service	
Hours-Of-Servce Compliance		Truck Tractor		7		395.8E:False report of drivers record of duty status		Yes	
Vehicle Maintenance		Truck Tractor		2		393.9:Inoperative required lamps		No	



Inspection History <a href="#">ToC</a>							
Inspection Date	Report Number	Report State	Plate Number	Plate State	Type	Severity Weight	Time Weight
08/16/2024	24ES001030	UT	3605623	IN	Truck Tractor		3
04/09/2024	UF7E000559	CA	3641912	IN	Truck Tractor		2
3AKJHHDR5KSKH0081 - Power Unit - State/Local Laws Violation: 392.2SLLEWG1State/Local Laws - Excessive Weight - 1-2500 Lbs Over On Allowable Gross Weight.						0	
3AKJHHDR5KSKH0081 - Power Unit - Unsafe Driving Violation: 392.2Operating a commercial motor vehicle not in accordance with the laws, ordinances, and regulations of the jurisdiction in which it is being operated - Unsafe Driving						0	
3AKJHHDR5KSKH0081 - Power Unit - Vehicle Maintenance Violation: 393.45B2Failing to secure brake hose/tubing against mechanical damage						4	
12/31/2023	2599NA5DN5	NM	3102541	IN	Truck Tractor		1
12/06/2023	6611181986	MS	3102541	IN	Truck Tractor		1
11/19/2023	7245020598	NV	3038263	IN	Truck Tractor		1
08/02/2023	1687N5YTVL	NM	3038263	IN	Truck Tractor		1
4V4NC9EJ7MN262825 - Power Unit - OOS Hours-Of-Service Violation: 395.8EFalse report of drivers record of duty status						7	
4V4NC9EJ7MN262825 - Power Unit - Vehicle Maintenance Violation: 393.9Inoperative required lamps						2	
Only the first 20 inspections are shown. See the live report for more data.							