



Table of Contents

1. Overview	2. BASIC Scores History
3. BASIC Measures	4. KPI: BASIC Measures by Cargo Group
5. Estimated ISS Score	6. Investigation Results
7. Penalties History	8. Acute Critical Violations
9. Red Flag Violation Details	10. DOT Registration Information
11. DOT MCS-150 History	12. Crash Summary
13. Inspection Summary	14. KPI: Inspection Viol OOS Rates by Cargo Group
15. FHWA Registration Information	16. FHWA Insurance Information
17. FHWA Authorities	18. Severe Violations
19. Violation Report	20. Violation Summary
21. Violation Enforcement Chronology	22. Inspection Violations & OOS Counts
23. Radius Of Operation	24. Inspection & Crash Locations
25. Cargo Hot Spots	26. Inspection Violations & OOS Chronology
27. Percent of Insp & Crash by State	28. VIN Insp Summary by State
29. Violations By Unit Type	30. Equipment Ownership
31. Equipment Details	32. Vehicle Age
33. States of Power Unit Registrations	34. Equipment Acquisitions
35. Driver Details	36. Shared VIN Summary
37. Shipper Table	38. Safety Summary
39. Safety Details	40. Crash Detail Color Coded
41. Inspections with Shared Equipment	42. Inspection Tabular Details
43. Inspection Summary By Month	44. VIN Inspection Violation Details
45. Inspection History	



Business Address

1180 STEIDLMEYER WAY
YUBA CITY, CA
95993

Contact Info

(207)-402-1450
ADCARRIERINC90@GMAIL.COM

FHWA Address

1180 STEIDLMEYER WAY
YUBA CITY,CA,95993
Phone:(207)-402-1450

Mailing Address

1180 STEIDLMEYER WAY
YUBA CITY, CA
95993-9110

Overview ToC

Operating Status: AUTHORIZED FOR Property
2 other companies viewed this DOT in the past two months
Crash/PU ratio: 0.0%
Clean Inspection ratio: 100.0%

Estimated BASIC Scores (as of 2/28/2025)

	Unsafe Driving	Hours of Service	Driver Fitness	Controlled Sub. and Alcohol	Vehicle Maintenance	HM Compliance	Crash
Relative Scores	0% ○	0% ○	0% ○	0% ○	0% ○	0% ○	0% ○
Alert Status	No	No	No	No	No	No	No



Estimated Inspection Selection System (ISS) Score: 1
Category: Pass

BASIC Scores History - Unsafe Driving ToC

There are no Scores for this BASIC

BASIC Scores History - Hours of Service ToC

There are no Scores for this BASIC

BASIC Scores History - Driver Fitness ToC

There are no Scores for this BASIC

BASIC Scores History - Controlled Substance ToC

There are no Scores for this BASIC



BASIC Scores History - Vehicle Maintenance ToC

There are no Scores for this BASIC

BASIC Scores History - Crash ToC

There are no Scores for this BASIC

BASIC Scores History - Hazmat ToC
--

There are no Scores for this BASIC

BASIC Measures: Violation Points per Inspection Trends ToC

No inspection violations



BASIC Measures * - Table ToC

UD-Unsafe Driving, HOS-Hours of Service, DF-Driver Fitness, CS-Controlled Substances, VM-Vehicle Maintenance

Date	UD Measure	UD AC	UD with Viol	HOS Measure	HOS AC	HOS with Viol	DF Measure	DF AC	DF with Viol	CS Measure	CS AC	CS with Viol	VM Measure	VM AC	VM with Viol
02/2025	0.00	N	0	0.00	N	0	0.00	N	0	0.00	N	0	0.00	N	0
01/2025	0.00	N	0	0.00	N	0	0.00	N	0	0.00	N	0	0.00	N	0
12/2024	0.00	N	0	0.00	N	0	0.00	N	0	0.00	N	0	0.00	N	0
11/2024	0.00	N	0	0.00	N	0	0.00	N	0	0.00	N	0	0.00	N	0
10/2024	0.00	N	0	0.00	N	0	0.00	N	0	0.00	N	0	0.00	N	0
09/2024	0.00	N	0	0.00	N	0	0.00	N	0	0.00	N	0	0.00	N	0
08/2024	0.00	N	0	0.00	N	0	0.00	N	0	0.00	N	0	0.00	N	0
07/2024	0.00	N	0	0.00	N	0	0.00	N	0	0.00	N	0	0.00	N	0
06/2024	0.00	N	0	0.00	N	0	0.00	N	0	0.00	N	0	0.00	N	0
05/2024	0.00	N	0	0.00	N	0	0.00	N	0	0.00	N	0	0.00	N	0
04/2024	0.00	N	0	0.00	N	0	0.00	N	0	0.00	N	0	0.00	N	0
03/2024	0.00	N	0	0.00	N	0	0.00	N	0	0.00	N	0	0.00	N	0
02/2024	0.00	N	0	0.00	N	0	0.00	N	0	0.00	N	0	0.00	N	0
01/2024	0.00	N	0	0.00	N	0	0.00	N	0	0.00	N	0	0.00	N	0
12/2023	0.00	N	0	0.00	N	0	0.00	N	0	0.00	N	0	0.00	N	0
11/2023	0.00	N	0	0.00	N	0	0.00	N	0	0.00	N	0	0.00	N	0
10/2023	0.00	N	0	0.00	N	0	0.00	N	0	0.00	N	0	0.00	N	0
09/2023	0.00	N	0	0.00	N	0	0.00	N	0	0.00	N	0	0.00	N	0
08/2023	0.00	N	0	0.00	N	0	0.00	N	0	0.00	N	0	0.00	N	0
07/2023	0.00	N	0	0.00	N	0	0.00	N	0	0.00	N	0	0.00	N	0
06/2023	0.00	N	0	0.00	N	0	0.00	N	0	0.00	N	0	0.00	N	0
05/2023	0.00	N	0	0.00	N	0	0.00	N	0	0.00	N	0	0.00	N	0
04/2023	0.00	N	0	0.00	N	0	0.00	N	0	0.00	N	0	0.00	N	0
03/2023	0.00	N	0	0.00	N	0	0.00	N	0	0.00	N	0	0.00	N	0
02/2023	0.00	N	0	0.00	N	0	0.00	N	0	0.00	N	0	0.00	N	0
01/2023	0.00	N	0	0.00	N	0	0.00	N	0	0.00	N	0	0.00	N	0
12/2022	0.00	N	0	0.00	N	0	0.00	N	0	0.00	N	0	0.00	N	0
11/2022	0.00	N	0	0.00	N	0	0.00	N	0	0.00	N	0	0.00	N	0
10/2022	0.00	N	0	0.00	N	0	0.00	N	0	0.00	N	0	0.00	N	0
09/2022	0.00	N	0	0.00	N	0	0.00	N	0	0.00	N	0	0.00	N	0
08/2022	0.00	N	0	0.00	N	0	0.00	N	0	0.00	N	0	0.00	N	0
07/2022	0.00	N	0	0.00	N	0	0.00	N	0	0.00	N	0	0.00	N	0
06/2022	0.00	N	0	0.00	N	0	0.00	N	0	0.00	N	0	0.00	N	0
05/2022	0.00	N	0	0.00	N	0	0.00	N	0	0.00	N	0	0.00	N	0
04/2022	0.00	N	0	0.00	N	0	0.00	N	0	0.00	N	0	0.00	N	0
03/2022	0.00	N	0	0.00	N	0	0.00	N	0	0.00	N	0	0.00	N	0
02/2022	0.00	N	0	0.00	N	0	0.00	N	0	0.00	N	0	0.00	N	0
01/2022	0.00	N	0	0.00	N	0	0.00	N	0	0.00	N	0	0.00	N	0
12/2021	0.00	N	0	0.00	N	0	0.00	N	0	0.00	N	0	0.00	N	0
11/2021	0.00	N	0	0.00	N	0	0.00	N	0	0.00	N	0	0.00	N	0
10/2021	0.00	N	0	0.00	N	0	0.00	N	0	0.00	N	0	0.00	N	0
09/2021	0.00	N	0	0.00	N	0	0.00	N	0	0.00	N	0	0.00	N	0
08/2021	0.00	N	0	0.00	N	0	0.00	N	0	0.00	N	0	0.00	N	0

* BASIC Measures are the absolute SMS scores that are compared within each Safety Event Group to determine the BASIC Score percentiles.

KPI: BASIC Measures by Fleet Size and Cargo Group ToC

Fleet Size: 1-5 PUs

Cargo Group (Companies)	Unsafe Driving		Hours of Service		Driver Fitness		Controlled Substance		Vehicle Maintenance		HM Compliance		Crash	
	Avg.	Comp. to Avg.	Avg.	Comp. to Avg.	Avg.	Comp. to Avg.	Avg.	Comp. to Avg.	Avg.	Comp. to Avg.	Avg.	Comp. to Avg.	Avg.	Comp. to Avg.
Bulk Goods (249353)	0.76	Better	0.22	Better	0.13	Better	0.01	Better	1.70	Better	0.01	Better	0.06	Better
General Freight (482480)	0.78	Better	0.23	Better	0.20	Better	0.02	Better	1.90	Better	0.01	Better	0.06	Better
Refrigerated (63617)	1.51	Better	0.55	Better	0.16	Better	0.02	Better	2.62	Better	0.01	Better	0.11	Better
AD CARRIER INC	0.00		0.00		0.00		0.00		0.00		0.00		0.00	



Estimated ISS Score: 1 Pass [ToC](#) [About the Inspection Selection System](#)

Estimated ISS Score History - Table [ToC](#)

Date	Estimated ISS Score	Recommendation	Algorithm
02/28/2025	1	Pass	Safety Algorithm
01/31/2025	1	Pass	Safety Algorithm
12/27/2024	1	Pass	Safety Algorithm
11/29/2024	1	Pass	Safety Algorithm
10/25/2024	1	Pass	Safety Algorithm
09/27/2024	1	Pass	Safety Algorithm
08/30/2024	1	Pass	Safety Algorithm
07/26/2024	1	Pass	Safety Algorithm
06/28/2024	1	Pass	Safety Algorithm
05/31/2024	1	Pass	Safety Algorithm
04/26/2024	1	Pass	Safety Algorithm
03/29/2024	1	Pass	Safety Algorithm
02/23/2024	1	Pass	Safety Algorithm
01/26/2024	1	Pass	Safety Algorithm
12/29/2023	1	Pass	Safety Algorithm
11/24/2023	1	Pass	Safety Algorithm
10/27/2023	1	Pass	Safety Algorithm
09/29/2023	1	Pass	Safety Algorithm
08/25/2023	1	Pass	Safety Algorithm
07/28/2023	1	Pass	Safety Algorithm
06/30/2023	1	Pass	Safety Algorithm
05/26/2023	1	Pass	Safety Algorithm
04/28/2023	1	Pass	Safety Algorithm
03/31/2023	1	Pass	Safety Algorithm
02/24/2023	1	Pass	Safety Algorithm
01/27/2023	1	Pass	Safety Algorithm
12/30/2022	1	Pass	Safety Algorithm
11/25/2022	1	Pass	Safety Algorithm
10/28/2022	1	Pass	Safety Algorithm
09/30/2022	1	Pass	Safety Algorithm
08/26/2022	1	Pass	Safety Algorithm
07/29/2022	1	Pass	Safety Algorithm
06/24/2022	1	Pass	Safety Algorithm
05/27/2022	1	Pass	Safety Algorithm
04/29/2022	1	Pass	Safety Algorithm
03/25/2022	72	Optional Inspect	Insufficient Data Algorithm
02/25/2022	72	Optional Inspect	Insufficient Data Algorithm
01/28/2022	63	Optional Inspect	Insufficient Data Algorithm
12/31/2021	63	Optional Inspect	Insufficient Data Algorithm
11/26/2021	63	Optional Inspect	Insufficient Data Algorithm
10/29/2021	63	Optional Inspect	Insufficient Data Algorithm
09/24/2021	63	Optional Inspect	Insufficient Data Algorithm

Investigation Results [ToC](#)

No Investigations reported on FMCSA website



Penalties History [ToC](#)

There is a problem with the Penalties data on FMCSA website.

Acute Critical Violations (Based on Investigations as per CSA Methodology Appendix A) [ToC](#)

No Data

No red flag violations in the last 24 months

DOT Registration Information: The following information on this specific DOT # is from the Federal DOT (as of Operating Authority

DOT Registration: 08/12/2021		Total Power Units: 1		Total Trucks: 1		Total Trailers: 1		Total Passenger Vehicles: 0	
Status	Entity Type	Organization Type	Nation	Total Cars		Drivers / CDL Drivers			
A	C	-	US	0		1 / 1			
MCS-150 Date	Op Codes	Shipper Op Codes	Shipper HazMat Op Codes	Latest Review Type		Latest Review Document Number(Date)			
10/10/2024	A					()			
MCS-150 Mileage (Year)	Record Update Date	Transports Hazmats	DOT Census Date	Recordable Accident Rate		Preventable Accident Rate			
112,597 (2023)	10/10/2024	N	08/12/2021	0%		0%			
MCS-151 Mileage	Safety Rating (Date)	SEA Accident	SEA Driver	SEA Vehicle		SEA Management			
156000	None (None)	0%	0%	0%		0%			
Classification Codes		Cargo Carried (per MCS-150)							
Authorized-For-Hire		General Freight, Fresh Produce, Refrigerated foods							

DOT MCS-150 History [ToC](#)

(as of 10/15/2024 DOT census)

Census Date	MCS-150 Date	MCS-150 Mileage	VMY Year	Power Units	Drivers	Trailers	Company Rep1	Company Rep2	Email
10/15/2024	10/10/2024	112597	2023	1	1	-	DALJIT SINGH		ADCARRIERINC90@OUTLOOK.COM
5/9/2023	5/1/2023	74234	2022	1	1	1	DALJIT SINGH		ADCARRIERINC90@OUTLOOK.COM
2/9/2023	1/31/2023	74234	2022	1	1	1	DALJIT SINGH		ADCARRIERINC90@OUTLOOK.COM
1/9/2023	12/20/2022	15256	2021	1	1	1	DALJIT SINGH		ADCARRIERINC90@OUTLOOK.COM
6/9/2022	5/21/2022	15256	2021	1	1	1	DALJIT SINGH		ADCARRIERINC90@OUTLOOK.COM
9/9/2021	8/12/2021	0		1	1	1	DALJIT SINGH		ADCARRIERINC9092@OUTLOOK.COM

Crash Summary Chart [ToC](#)Crashes Summary - Chart (based on all available crash data)

No Data



Crashes Summary - Table (based on all available crash data) ToC										
	TOTAL	Last 6 months	7-12 months	13-18 months	19-24 months	25-30 months	30-36 months	37-41 months	42-48 months	Over 49 months
Total Reportable	0	0	0	0	0	0	0	0	0	0
Fatalities	0	0	0	0	0	0	0	0	0	0
Injuries	0	0	0	0	0	0	0	0	0	0
Tow Away	0	0	0	0	0	0	0	0	0	0
With Citations	0	0	0	0	0	0	0	0	0	0
Federal Recordable	0	0	0	0	0	0	0	0	0	0
Preventable	0	0	0	0	0	0	0	0	0	0
Crash per Pwr Unit	-	0.0%	0.0%	0.0%	0.0%	0.0%	0.0%	0.0%	0.0%	-

Inspection Summary ToC			
The following inspection information is based on results for 24 months prior to: 03/31/2025. Please note that the total inspections number is not necessarily the total of the vehicle, driver and hazmat inspections, as one inspection may have included any combination of the below inspections.			
Overall	Vehicle	Driver	Hazmat
(Please note that the total inspections number is not necessarily the total of the vehicle, driver and hazmat inspections, as one inspection may have included any combination of the below inspections) Total Inspections: 9 Total Out of Service: 0 Out of Service: 0% National Average: 21.23% Difference: -21.23%	Total Inspections: 4 Total Out of Service: 0 Out of Service: 0.00% National Average: 25.43% Difference: -25.43%	Total Inspections: 9 Total Out of Service: 0 Out of Service: 0.00% National Average: 6.7% Difference: -6.7%	Total Inspections: 0 Total Out of Service: 0 Out of Service: 0.00% National Average: 2.98% Difference: -2.98%

KPI: Inspection Viol OOS Rates by Cargo Group ToC								
Cargo Group	OVERALL		VEHICLE		DRIVER		HAZMAT	
	Average	Compared to Average	Average	Compared to Average	Average	Compared to Average	Average	Compared to Average
Bulk Goods	24.14%	Better	22.42%	Better	8.98%	Better	0.15%	Better
General Freight	28.57%	Better	25.02%	Better	12.41%	Better	0.20%	Better
Refrigerated	22.77%	Better	21.02%	Better	10.20%	Better	0.08%	Better
AD CARRIER INC	0%		0%		0%		0%	

FHWA Registration Information: The following data on this Motor Carrier is from the Federal Hwy Administration (as of 4/1/2025)								
Docket Number	DOT Number	Company Name	DBA Name	Address	City	State	Country	ZIP Code
MC1294533	3700435	AD CARRIER INC		1180 STEIDLMAYER WAY	YUBA CITY	CA	US	95993
Phone Number	Fax Number	Mail Address	Mail City	Mail State	Mail Contry	Mail ZIP Code	Mail Phone Number	Mail Fax Number
(207)-402-1450		1180 STEIDLMAYER WAY	YUBA CITY	CA	US	95993-9110		
Date of Last Change	Freight	Passenger	Household Goods	Active Authority	Pending Authority	Revocation Pending Authority		
4/1/2025	Y	N	N	/ Common /	/	/ Common /		



Insurance Required (as of 04/01/2025) ToC

Docket Number	Insurance Type	Insurance Required	Insurance on File
MC1294533	BIPD	\$750k	\$0k
MC1294533	Cargo	No	No
MC1294533	Bond	No	No

Active / Pending Insurance (as of 04/01/2025)

No Data

Insurance History (as of 04/01/2025)

Docket Number	Form	Type	Insurance Carrier	Policy/Surety	Coverage From	Coverage To	Effective Date From	Effective Date To
MC1294533	91X	BIPD/Primary	GREAT WEST CASUALTY CO.	GRT30406A	\$0k	\$1000k	12/26/2024	03/31/2025 Cancelled
MC1294533	91X	BIPD/Primary	GREAT WEST CASUALTY CO.	GRT30406A	\$0k	\$1000k	11/29/2024	12/26/2024 Cancelled
MC1294533	91X	BIPD/Primary	GREAT WEST CASUALTY CO.	GRT30406A	\$0k	\$1000k	10/02/2024	11/29/2024 Cancelled
MC1294533	91X	BIPD/Primary	DB INSURANCE CO., LTD (U.S.BRANCH)	CCA-0018895-01	\$0k	\$750k	05/01/2024	10/01/2024 Cancelled
MC1294533	91X	BIPD/Primary	DB INSURANCE CO., LTD (U.S.BRANCH)	CCA-0018895-01	\$0k	\$750k	10/01/2023	05/01/2024 Cancelled
MC1294533	91X	BIPD/Primary	DB INSURANCE CO., LTD (U.S.BRANCH)	CCA-0018895-00	\$0k	\$750k	10/01/2022	10/01/2023 Cancelled
MC1294533	91X	BIPD/Primary	SECURITY NATIONAL INSURANCE CO.	SMC1802092	\$0k	\$750k	10/01/2021	10/01/2022 Replaced
MC1294533	91X	BIPD/Primary	SECURITY NATIONAL INSURANCE CO.	SMC1802092	\$0k	\$750k	10/01/2021	08/02/2022 Cancelled
MC1294533	91X	BIPD/Primary	SECURITY NATIONAL INSURANCE CO.	SMC1802092	\$0k	\$750k	10/01/2021	10/01/2021 Replaced

FHWA Authorities (as of 04/01/2025) ToC

Docket#	L&I Name	Active Authority	Inactive Authority	Pending Authority	Revocation Pending Authority	Freight	Passenger	Household Goods
MC1294533	AD CARRIER INC	Common /			Common /	Yes	No	No

Authority History (as of 04/01/2025)

Docket Number	Sub	Auth Type	Original Action	Disposition
MC1294533		COMMON	INVOLUNTARY REVOCATION 11/4/2024 12:00:00 AM	DISCONTINUED REVOCATION 11/18/2024 12:00:00 AM
MC1294533		COMMON	INVOLUNTARY REVOCATION 9/4/2024 12:00:00 AM	DISCONTINUED REVOCATION 10/3/2024 12:00:00 AM
MC1294533		COMMON	INVOLUNTARY REVOCATION 4/4/2024 12:00:00 AM	DISCONTINUED REVOCATION 4/10/2024 12:00:00 AM
MC1294533		COMMON	INVOLUNTARY REVOCATION 9/5/2023 12:00:00 AM	DISCONTINUED REVOCATION 10/3/2023 12:00:00 AM
MC1294533		COMMON	GRANTED 10/8/2021 12:00:00 AM	

Severe Violations (i.e. those with >= 8 points) - Chart ToC

No Data



Severe Violations (i.e. those with >= 8 points) - Table

No Data

Violation Report ToC

Inspection Date	Inspection State	BASIC	Violation Description	OOS	VIN	Severity Points
05/07/2024	OR	-	392.2AU - State Operating Authority Violation	No	3AKJGLDR8JSHH3417	0
09/25/2023	WA	Vehicle Maintenance	396.17CPI - OPERATING A CMV WITHOUT DOCUMENTATION OF A PERIODIC INSPECTION.	No	1UYVS2534DU501505	4
09/25/2023	WA	Vehicle Maintenance	396.17CPI - OPERATING A CMV WITHOUT DOCUMENTATION OF A PERIODIC INSPECTION.	No	3AKJGLDR8JSHH3417	4
01/10/2022	CA	-	392.2DIM - Dimension Violation (Width / Height / Length)	No	3AKJGLDR8JSHH3417	0

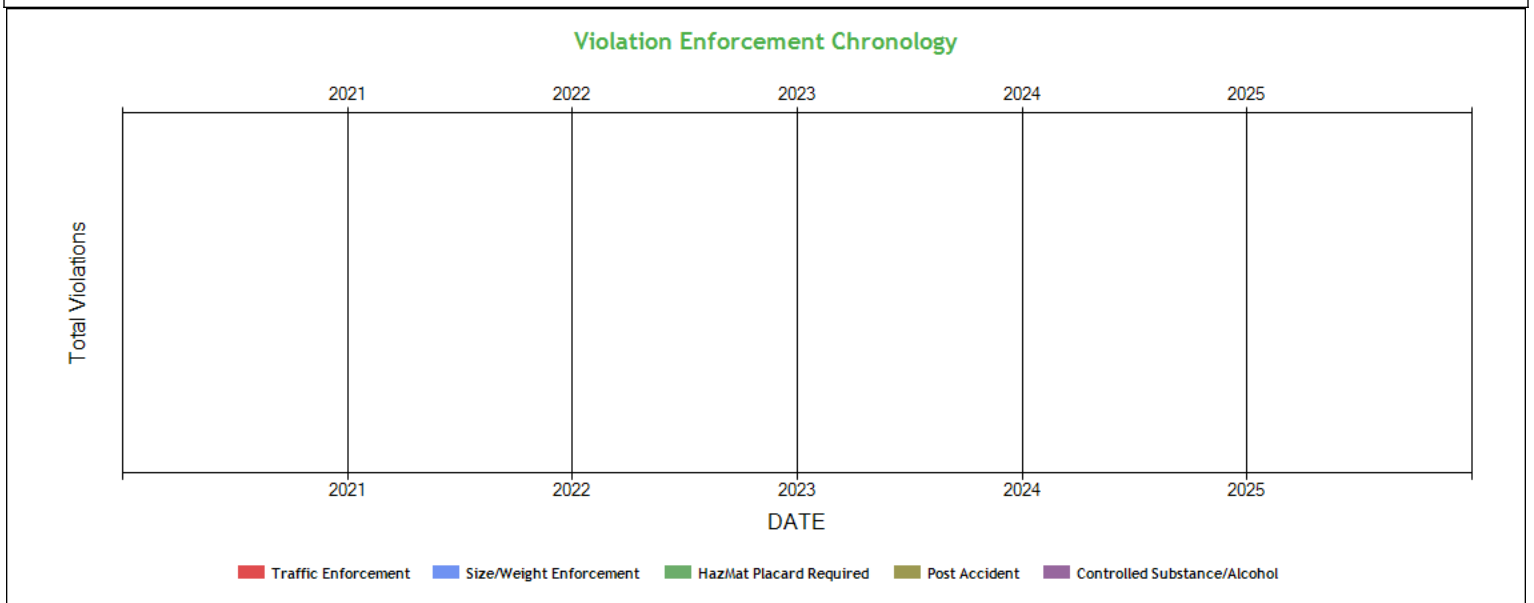
No filters were applied when generating this report, see the live report for more options.

Violation Summary ToC

BASIC	Violation Group	Code	Description	# of Violations	# of OOS Violations	Severity Points
Vehicle Maintenance	Inspection Reports	396.17CPI	OPERATING A CMV WITHOUT DOCUMENTATION OF A PERIODIC INSPECTION.	2	0	4
	Not used in SMS Calculation	392.2AU	State Operating Authority Violation	1	0	0

No filters were applied when generating this report, see the live report for more options.

Violation Enforcement Chronology - Chart ToC

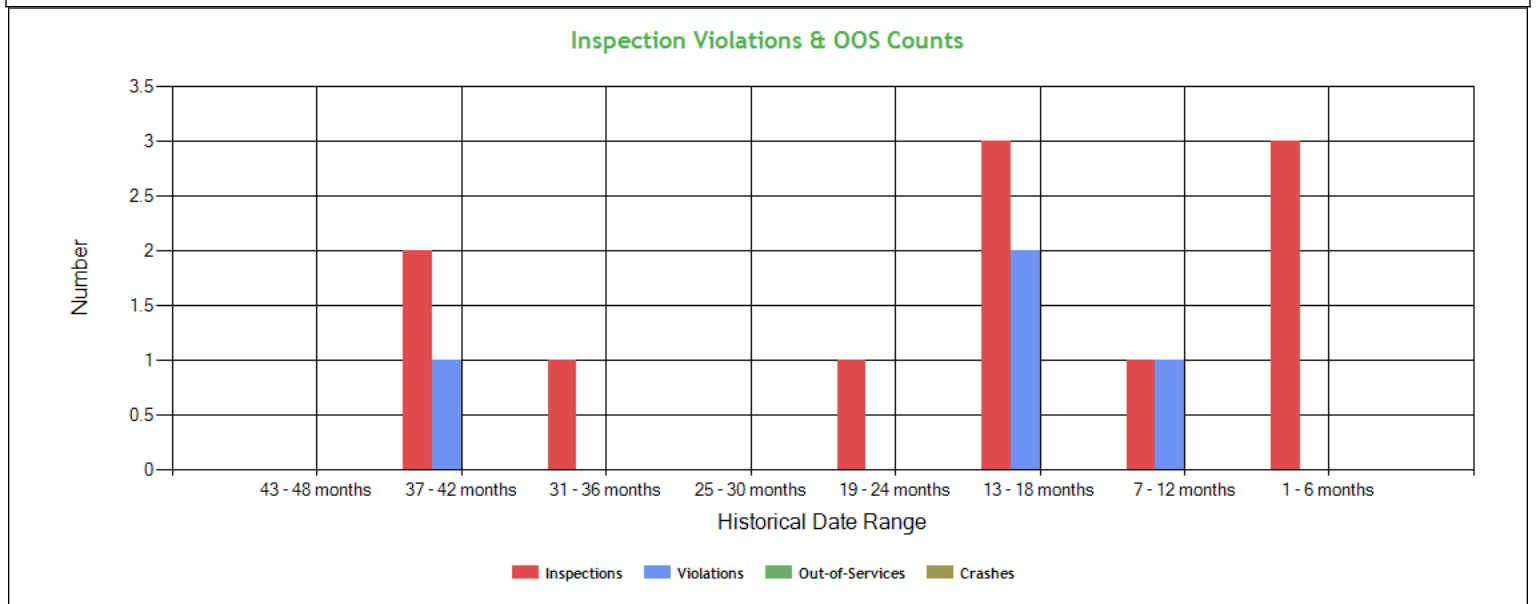




Violation Enforcement Chronology - Table ToC

	2021	2022	2023	2024	2025
Traffic Enforcement	0	0	0	0	0
Size/Weight Enforcement	0	0	0	0	0
HazMat Placard Required	0	0	0	0	0
Post Accident	0	0	0	0	0
Controlled Substance/Alcohol	0	0	0	0	0

Inspection Violations & OOS Counts - Chart ToC



Inspection Violations & OOS Counts - Table ToC

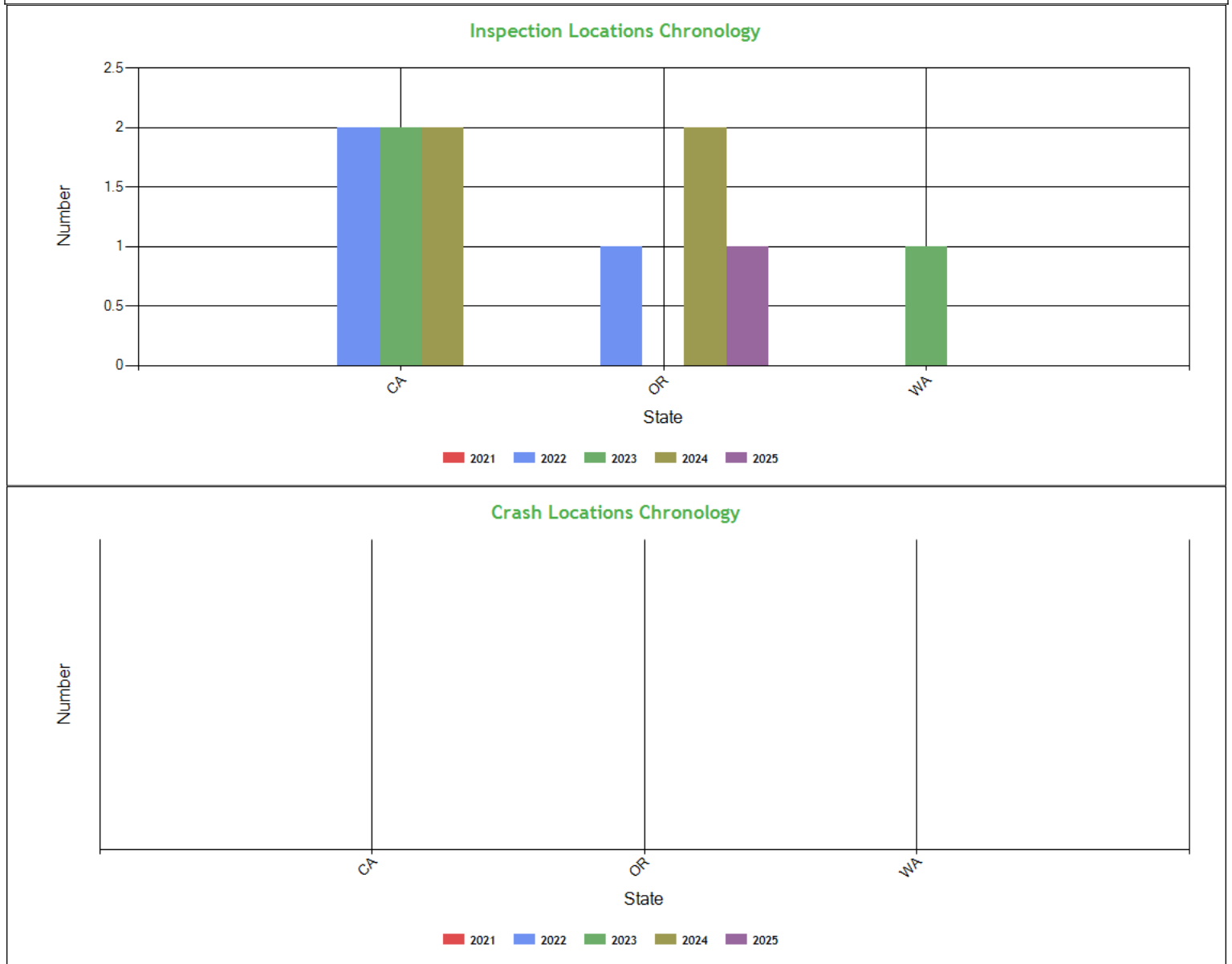
Date Range	Inspections	Violations	Out-of-Services	Crashes
TOTAL	11	4	0	0
1 - 6 months	3	0	0	0
7 - 12 months	1	1	0	0
13 - 18 months	3	2	0	0
19 - 24 months	1	0	0	0
25 - 30 months	0	0	0	0
31 - 36 months	1	0	0	0
37 - 42 months	2	1	0	0
43 - 48 months	0	0	0	0

Radius of Operation (based on Inspections and Crashes during the past 3 years) ToC

	Total	Drive between 0 and 50 miles radius	Drive between 51 and 200 miles radius	Drive between 201 and 300 miles radius	Drive between 301 and 400 miles radius	Drive between 401 and 500 miles radius	Drive between 501 and 600 miles radius	Drive beyond 600 miles radius
Power Units (i.e. unique VINs)	1	0	0	0	0	0	1	0
Percent	100%	0%	0%	0%	0%	0%	100%	0%



Inspection & Crash Locations - Chart [ToC](#)



Inspection & Crash Locations - Table [ToC](#)

State	Inspections					Violations					Out-of-Services					Crashes				
	2021	2022	2023	2024	2025	2021	2022	2023	2024	2025	2021	2022	2023	2024	2025	2021	2022	2023	2024	2025
TOTAL	0	3	3	4	1	0	1	2	1	0	0	0	0	0	0	0	0	0	0	0
CA	0	2	2	2	0	0	1	0	0	0	0	0	0	0	0	0	0	0	0	0
OR	0	1	0	2	1	0	0	0	1	0	0	0	0	0	0	0	0	0	0	0
WA	0	0	1	0	0	0	0	2	0	0	0	0	0	0	0	0	0	0	0	0

Hot Spot Summary [ToC](#)



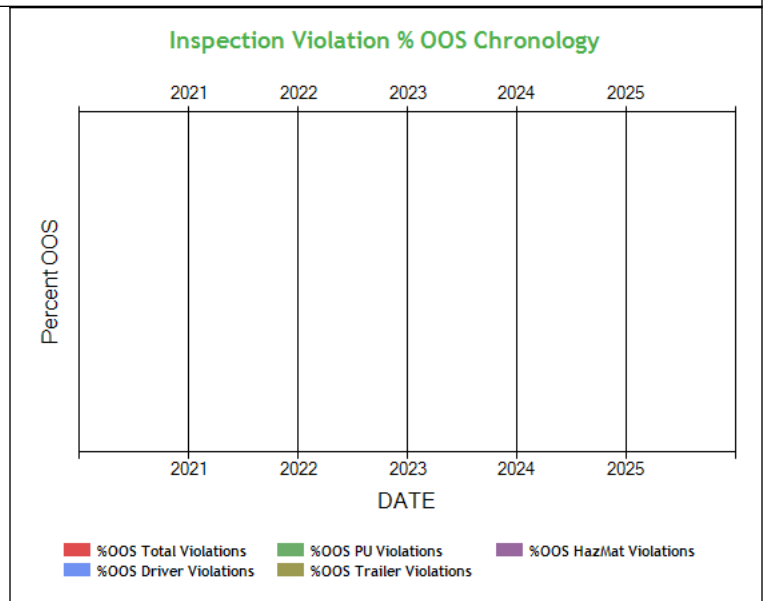
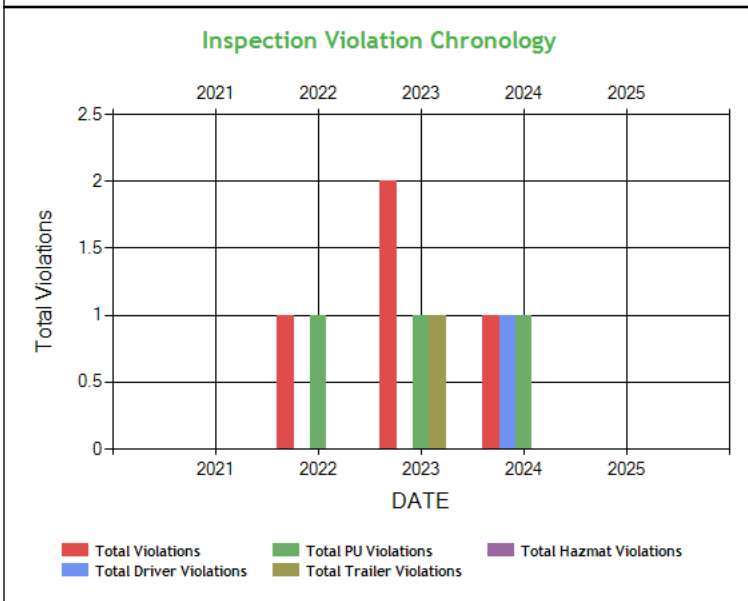
Year	Month	Level 5	Level 5 %	Level 4	Level 4 %	Level 3	Level 3 %	Level 2	Level 2 %	Level 1	Level 1 %	Level 0	Level 0 %	Levels 1 - 5	Levels 1 - 5 %
2025	January (Partial)	0	0.00%	0	0.00%	0	0.00%	0	0.00%	0	0.00%	1	25.00%	0	0.00%
2024	December	0	0.00%	0	0.00%	0	0.00%	0	0.00%	0	0.00%	1	25.00%	0	0.00%
2024	September	0	0.00%	0	0.00%	0	0.00%	0	0.00%	1	25.00%	0	0.00%	1	25.00%
2024	May	0	0.00%	0	0.00%	0	0.00%	0	0.00%	0	0.00%	1	25.00%	0	0.00%
Totals		0	0.00%	0	0.00%	0	0.00%	0	0.00%	1	25.00%	3	75.00%	1	25.00%

Hot Spot Analysis

State	County	Level	Count	Percentage
CA	Siskiyou	1	1	25.00%

Report generated using the last 12 full months of inspection data

Inspection Violation % OOS Chronology - Chart ToC

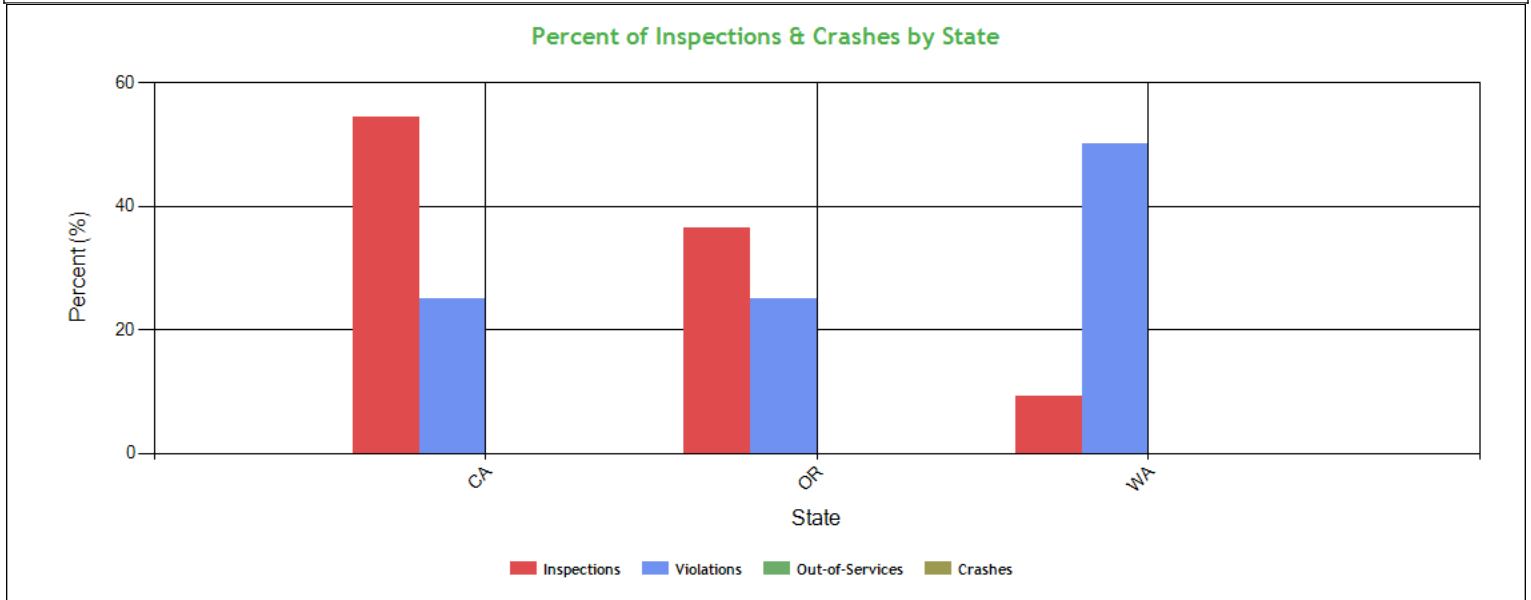


Inspection Violation % OOS Chronology - Table ToC

	2021	2022	2023	2024	2025
Total Violations	0	1	2	1	0
Total Out Of Services	0	0	0	0	0
%OOS Total Violations	0	0	0	0	0
Total Driver Violations	0	0	0	1	0
Total Driver Out Of Services	0	0	0	0	0
%OOS Driver Violations	0	0	0	0	0
Total PU Violations	0	1	1	1	0
Total PU Out Of Services	0	0	0	0	0
%OOS PU Violations	0	0	0	0	0
Total Trailer Violations	0	0	1	0	0
Total Trailer Out Of Services	0	0	0	0	0
%OOS Trailer Violations	0	0	0	0	0
Total Hazmat Violations	0	0	0	0	0
Total Hazmat Out Of Services	0	0	0	0	0
%OOS HazMat Violations	0	0	0	0	0



Percent of Insp & Crash by State - Chart ToC



Percent of Insp & Crash by State - Table (based on Inspection data from the last 4 years) ToC

State	Inspections		Violations		Out-of-Services		Crashes	
	Total	Percent	Total	Percent	Total	Percent	Total	Percent
	11	100	4	100	0	100	0	100
CA	6	54.5	1	25	0	0	0	0
OR	4	36.4	1	25	0	0	0	0
WA	1	9.1	2	50	0	0	0	0

VIN Insp Summary by State (based on inspection from the last 2 years) ToC

VIN	Insp	Viol Pts	Counts in each State					
			CA		OR		WA	
			Insp	Viol Pts	Insp	Viol Pts	Insp	Viol Pts
TOTALS	39/12*	11/8**	6	0	4	0	1	8
3AKJGLDR8JSHH3417	11	4	6	0	4	0	1	4
1UYVS2532H2002705	3	0	1	0	2	0	0	0
1UYVS2534DU501505	3	4	2	0	0	0	1	4
1UYVS253XEM913414	2	0	1	0	1	0	0	0
1UYVS2532CU242401	1	0	1	0	0	0	0	0

*<Total number of inspections for these 5 VIN(s)>/n<Total number of inspections for these 3 state(s)>

**<Total severity sum for these 5 VIN(s)>/n<Total severity sum for these 3 state(s)>

Violations By Unit Type ToC

of Violations: 3 Total Severity: 8 based on inspections in the last 2 years

Violation Unit: Driver	# of Violations: 1	Total Severity: 0	% of Total: 0%
Viol. Group: Not used in SMS Calculation	# of Violations: 1	Total Severity: 0	% of Total: 0%
Violation	Number of Occurrences	Viol. Severity	Total Severity
392.2AU:State Operating Authority Violation	1	0	0
Violation Unit: Power Unit	# of Violations: 1	Total Severity: 4	% of Total: 50%
Viol. Group: Inspection Reports	# of Violations: 1	Total Severity: 4	% of Total: 50%
Violation	Number of Occurrences	Viol. Severity	Total Severity



396.17CPI:OPERATING A CMV WITHOUT DOCUMENTATION OF A PERIODI	1	4	4
Violation Unit: Trailer	# of Violations: 1	Total Severity: 4	% of Total: 50%
Viol. Group: Inspection Reports	# of Violations: 1	Total Severity: 4	% of Total: 50%
Violation	Number of Occurrences	Viol. Severity	Total Severity
396.17CPI:OPERATING A CMV WITHOUT DOCUMENTATION OF A PERIODI	1	4	4

Equipment Ownership ToC Equipment Ownership (based on MCS-150 dated 10/10/2024)					
	Trucks	Tractors	Trailers	Motor Coaches	Vans
Owned	0	1	1	0	0
Term Leased	0	0	0	0	0
Trip Leased	0	0	0	0	0
Total No.	0	1	1	0	0

Equipment Details Power Units ToC									
VIN	Latest Insp Date	Year	Make	Model	Body Class	Body Type	Axles	Len	Fuel Type
3AKJGLDR8JS HH3417	01/14/2025	2018	FREIGHTLINER	Cascadia	Truck-Tractor	-	-	-	Diesel

Equipment Details Trailers									
VIN	Latest Insp Date	Year	Make	Model	Body Class	Body Type	Axles	Len	Fuel Type
1UYVS2532H20 02705	01/14/2025	2017	UTILITY	Utility Trailer Manufacturer	Trailer	Van Trailer	2	53	-
1UYVS2534DU5 01505	01/09/2024	2013	UTILITY	Utility Trailer Manufacturer	Trailer	Van Trailer	2	53	-
1UYVS2532CU2 42401	05/04/2023	2012	UTILITY	Utility Trailer Manufacturer	Trailer	Van Trailer	2	53	-
1UYVS253XEM 913414	04/22/2022	2014	UTILITY	Utility Trailer Manufacturer	Trailer	Van Trailer	2	53	-

Vehicle Age ToC				
Year	# Power Units	PU Percentage	# Trailers	Trailres Percentage
2018	1	100.00%	0	0.00%
2017	0	0.00%	1	33.33%
2013	0	0.00%	1	33.33%
2012	0	0.00%	1	33.33%

Based on 24 months of inspection data, see the live report for more options

States of Power Unit Registrations ToC			
State	CA	OR	WA
Number of Power Units	1	1	1



Equipment Acquisitions - Table [ToC](#)

	Power Units inspected for 1st time in past 12 months	Power Units inspected for 1st time in past 24 months	Power Units inspected during entire date range		Trailers inspected for 1st time in past 12 months	Trailers inspected for 1st time in past 24 months	Trailers inspected during entire date range
Unique VINs	1	1	1		1	3	4
Unique License Plates	1	1	1		1	3	4
License Plate States	1	1	1		1	1	1

Driver Details [ToC](#)**Driver Details** (based on MCS-150 dated 10/10/2024)

	Within 100 mi	Beyond 100 mi	TOTAL
# Drivers Interstate	0	1	1
# Drivers Intrastate	0	0	0
TOTAL	0	1	/

Avg. # Trip Lease Drivers/Mo: 0 # Drivers Grand Total: 1 # Drivers Commercially Licensed: 1

Shared VIN Summary [ToC](#)

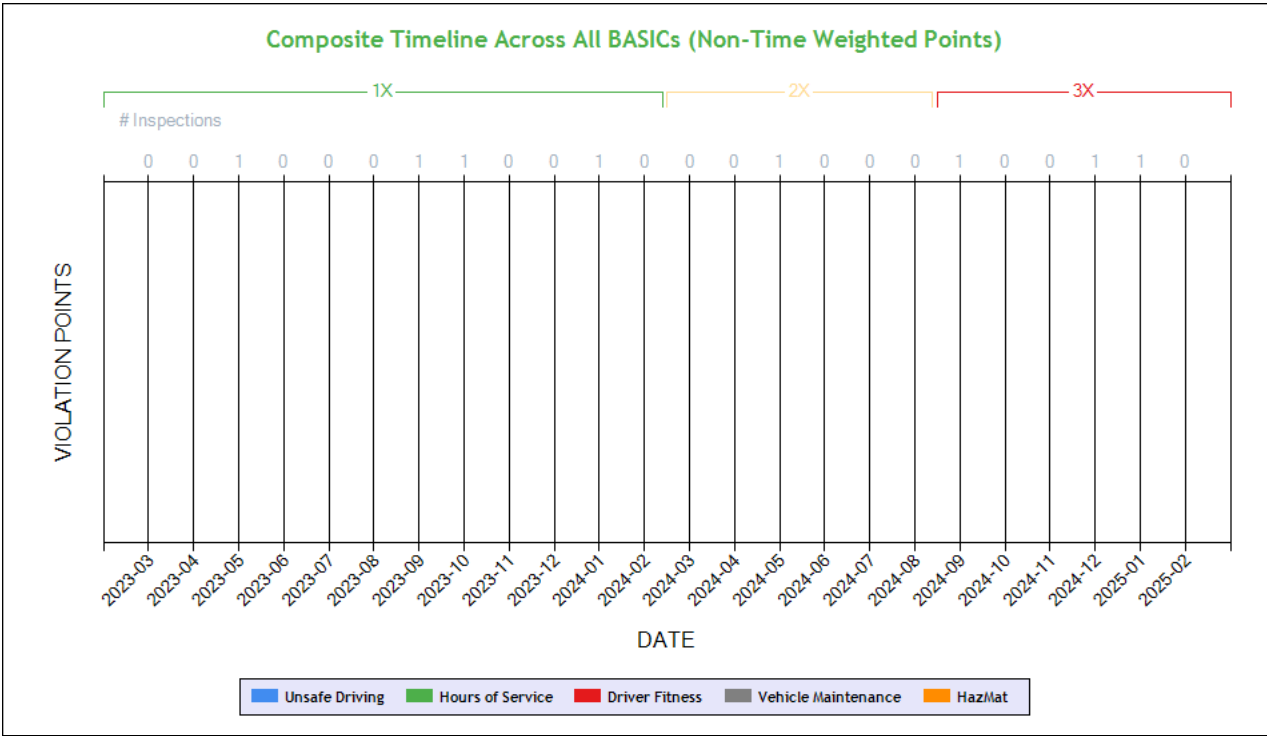
No Data

SHIPPERS DETAIL [ToC](#) based on Inspection results for the last 4 years

Shipper Name	Number of Inspections	Shipper Name	Number of Inspections
No Shipper listed	4	COLDTRACK	1
COLUMBIA BASIN ONION LLC	1	J.R. SIMPLOT COMPANY	1
LAMB WESTON SALES	1	LINEAGE LOGISTICS	1
NATIONAL FROZEN FOODS	1	RIKKI USA, INC	1



Carrier Underwriting Report Safety Summary ToC



Time-Weighted Violation Points - no data available to draw a chart
Time-Weighted Violation Points by Vehicle - no data available to draw a chart

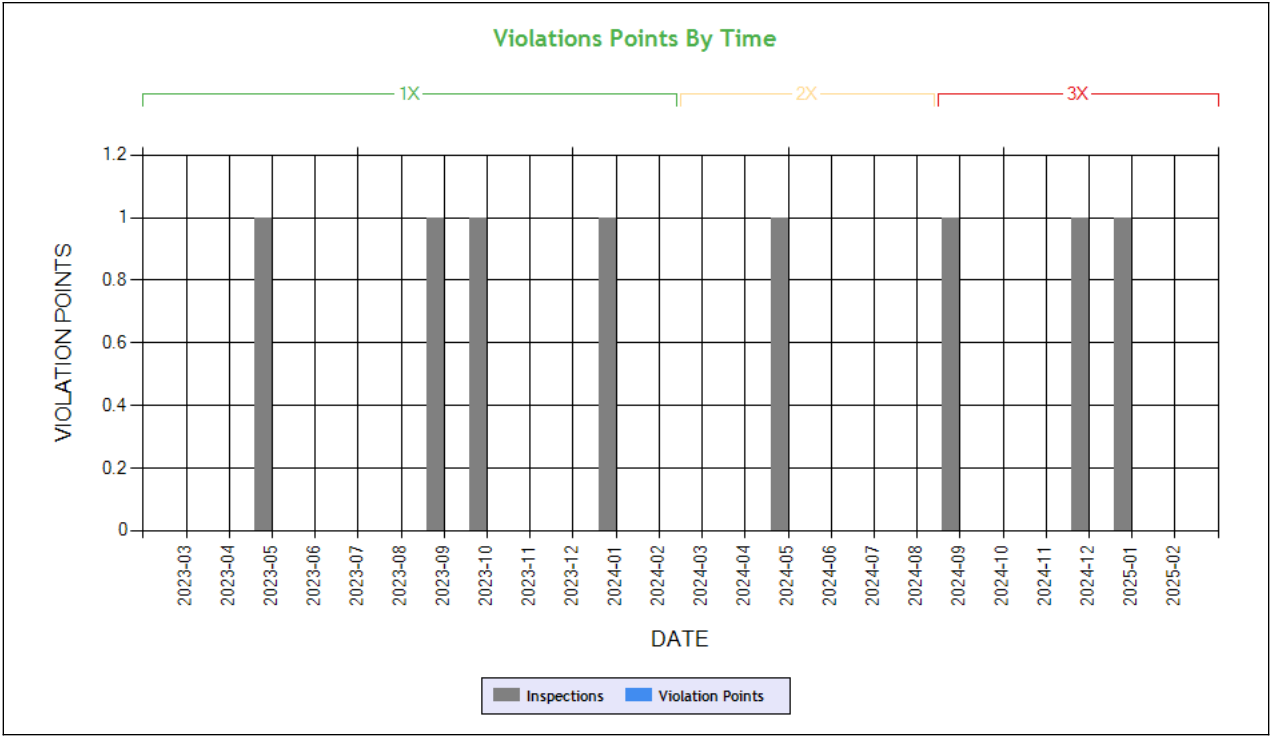
See the Excel file for the complete analysis # Violations is in (1-6/7-12/13-24mo)

Shaded = Out Of Service Violation		
Violation Group		
Violation Description	Total Time-weighted Points by VIN	% of Total Time-weighted Points by VIN
Driver Resp		
Total Time-weighted Points		
% Total Time-Wt Pts		



SAFETY ANALYSIS ToC

Unsafe Driving



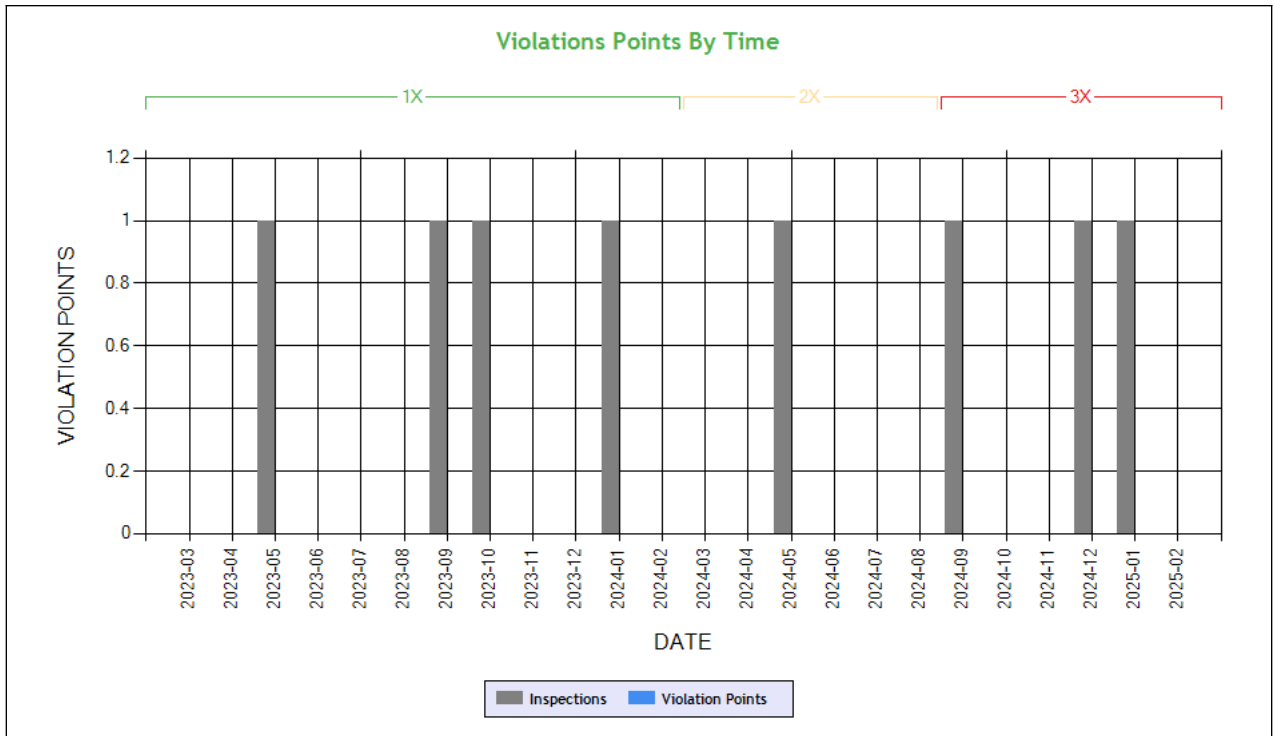
Time-Weighted Violation Points - no data available to draw a chart
Time-Weighted Severity Points by Vehicle - no data available to draw a chart

See the Excel file for the complete analysis # Violations is in (1-6/7-12/13-24mo)

Shaded = Out Of Service Violation		
Violation Group		
Violation Description	Total Time-weighted Points by VIN	% of Total Time-weighted Points by VIN
Driver Resp		
Total Time-weighted Points		
% Total Time-Wt Pts		

HOS Compliance

Time-Weighted Violation Points - no data available to draw a chart
Time-Weighted Severity Points by Vehicle - no data available to draw a chart



Carrier Software
 1-800-646-5152
 info@CarrierSoftware.com

CONFIDENTIAL - Intended for use by Amerigo Insurance Agency - Date: 4/1/2025
 AD CARRIER INC - DOT# 3700435 / MC1294533

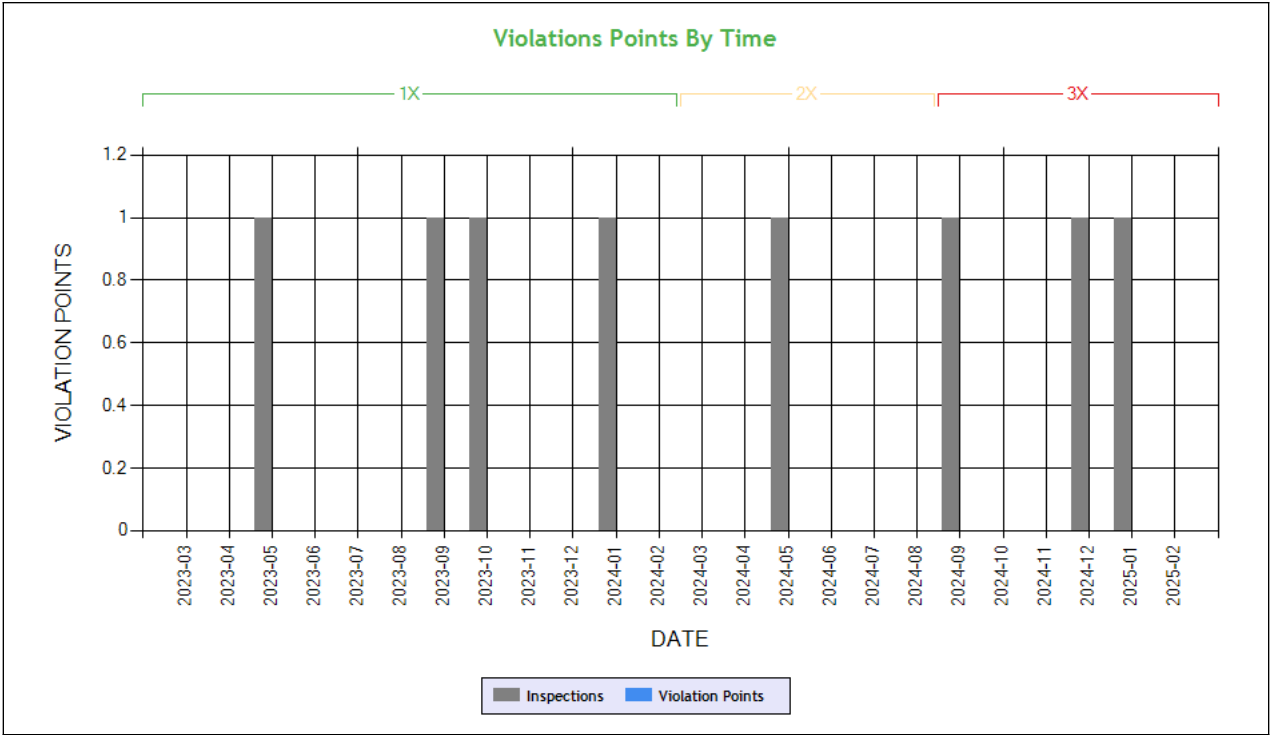
See the Excel file for the complete analysis

Violations is in (1-6/7-12/13-24mo)

Shaded = Out Of Service Violation		
Violation Group		
Violation Description	Total Time-weighted Points by VIN	% of Total Time-weighted Points by VIN
Driver Resp		
Total Time-weighted Points		
% Total Time-Wt Pts		



Driver Fitness



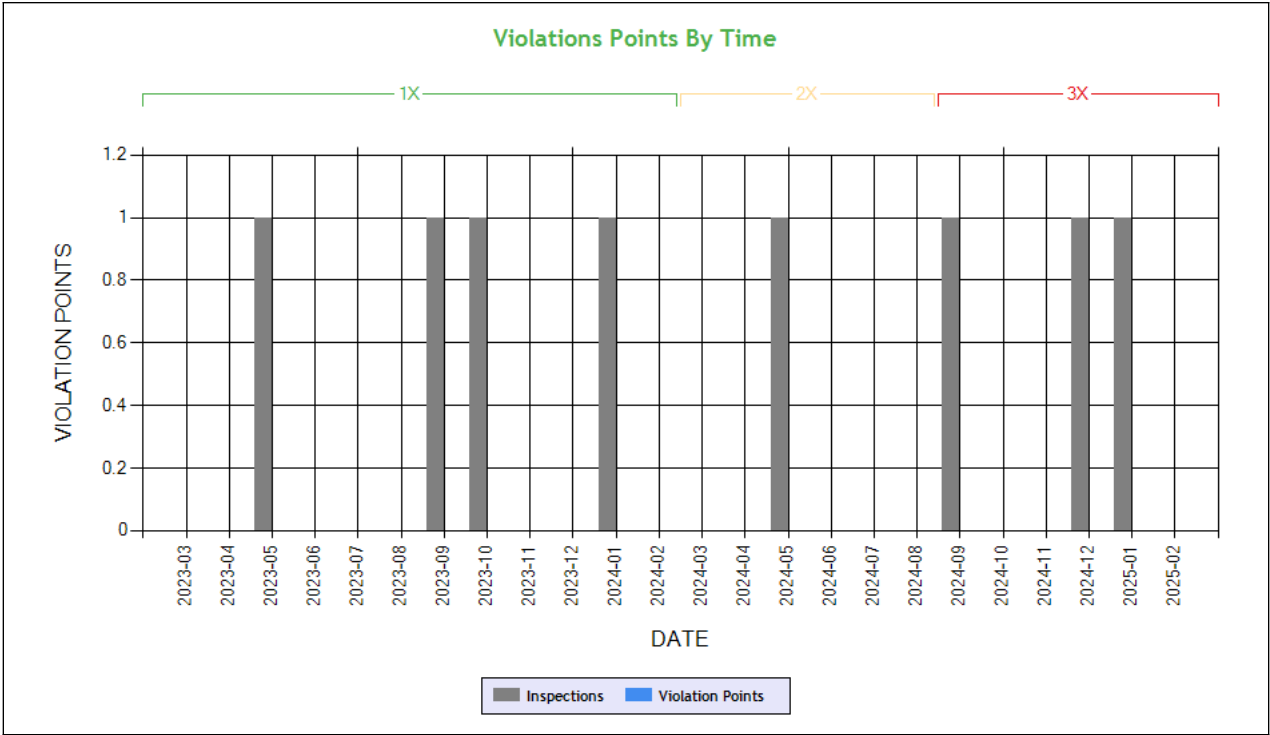
Time-Weighted Violation Points - no data available to draw a chart
Time-Weighted Severity Points by Vehicle - no data available to draw a chart

See the Excel file for the complete analysis # Violations is in (1-6/7-12/13-24mo)

Shaded = Out Of Service Violation		
Violation Group		
Violation Description	Total Time-weighted Points by VIN	% of Total Time-weighted Points by VIN
Driver Resp		
Total Time-weighted Points		
% Total Time-Wt Pts		



Vehicle Maintenance



Time-Weighted Violation Points - no data available to draw a chart
Time-Weighted Severity Points by Vehicle - no data available to draw a chart

See the Excel file for the complete analysis # Violations is in (1-6/7-12/13-24mo)

Shaded = Out Of Service Violation		
Violation Group		
Violation Description	Total Time-weighted Points by VIN	% of Total Time-weighted Points by VIN
Driver Resp		
Total Time-weighted Points		
% Total Time-Wt Pts		

COLOR CODED CRASH TABLE ToC

No crashes have been reported by the DOT on this Motor Carrier
INSPECTIONS WITH SHARED EQUIPMENT:
No Data



LEGEND
Vehicle Information
Inspection for DOT # being analyzed
Inspection for Different DOT #
Crash Information for specific VIN

INSPECTION DETAILS for ALL Inspections

PDF shows the first 100 Power Unit & Trailer VINs with most recent inspections using data from the last 4 years

POWER UNIT Inspections Section

VIN: 3AKJGLDR8JSHH3417			Unit: Truck Tractor		Year: 2018	Make: FREIGHTLINER	
DOT No: 3700435		Docket No: MC1294533		Name: AD CARRIER INC		Interstate: Yes	
Date	Unit License	Unit Lic State	Violation Unit	Violation Description	Severity	OOS	Citation
01/14/2025	YP21085	CA	-	-	-	-	-
12/09/2024	YP21085	CA	-	-	-	-	-
09/28/2024	YP21085	CA	-	-	-	-	-
05/07/2024	YP21085	CA	D	392.2AU - State Operating Authority Violation	0	No	667092
01/09/2024	YP21085	CA	-	-	-	-	-
10/10/2023	YP21085	CA	-	-	-	-	-
09/25/2023	YP21085	CA	1	396.17CPI - OPERATING A CMV WITHOUT DOCUMENTATION OF A PERIODIC INSPECTION.	4	No	
05/04/2023	YP21085	CA	-	-	-	-	-
04/22/2022	YP21085	CA	-	-	-	-	-
01/13/2022	YP21085	CA	-	-	-	-	-
01/10/2022	YP21085	CA	1	392.2DIM - Dimension Violation (Width / Height / Length)	0	No	
DOT No: 2050273			Docket No: MC718266		Name: L T I LOGISTICS INC		Interstate: Yes



Date	Unit License	Unit Lic State	Violation Unit	Violation Description	Severity	OOS	Citation
09/09/2020	WP56519	CA	1	393.9TS - Inoperative turn signal	6	No	
06/17/2020	WP56519	CA	D	392.2FC - Following too close	5	No	STAT
03/05/2020	WP56519	CA	1	393.60C - Damaged or discolored windshield	1	No	VERBAL
02/03/2020	WP56519	CA	-	-	-	-	-
01/27/2020	WP56519	CA	1	393.203C - Hood not securely fastened	2	No	
01/27/2020	WP56519	CA	1	393.9A - Inoperative required lamps	2	No	
01/20/2020	WP56519	CA	-	-	-	-	-
01/12/2020	WP56519	CA	-	-	-	-	-
11/15/2019	WP56519	CA	-	-	-	-	-
10/14/2019	WP56519	CA	-	-	-	-	-
04/28/2019	WP56519	CA	-	-	-	-	-
03/11/2019	WP56519	CA	-	-	-	-	-
01/02/2019	WP56519	CA	-	-	-	-	-
12/07/2018	WP56519	CA	-	-	-	-	-
11/21/2018	WP56519	CA	-	-	-	-	-
09/02/2018	WP56519	CA	-	-	-	-	-
07/02/2018	WP56519	CA	-	-	-	-	-
04/24/2018	WP56519	CA	1	393.75A1 - Tire -ply or belt material exposed	8	Yes	
04/24/2018	WP56519	CA	1	396.3A1 - Inspection/repair and maintenance parts and accessories	2	No	
11/06/2017	WP56519	CA	-	-	-	-	-
06/22/2017	WP56519	CA	-	-	-	-	-
06/05/2017	WP56519	CA	-	-	-	-	-
05/27/2017	WP56419	CA	-	-	-	-	-
02/28/2017	WP56519	CA	D	395.8E - False report of drivers record of duty status	7	No	
02/24/2017	WP56519	CA	D	395.3A3II - Requiring or permitting a property-carrying commercial motor vehicle driver to drive if more than 8 hours have passed since the end of the driver's last off-duty or sleeper-berth period of at least 30 minutes	7	No	
02/24/2017	WP56519	CA	D	395.8 - Driver record of duty status (general/form and manner)	1	No	
02/24/2017	WP56519	CA	D	395.8E - False report of drivers record of duty status	7	Yes	

TRAILER Inspections Section

VIN: 3AKJGLDR8JSHH3417		Unit: Truck Tractor		Year: 2018	Make: FREIGHTLINER		
DOT No: 3700435		Docket No: MC1294533		Name: AD CARRIER INC		Interstate: Yes	
Date	Unit License	Unit Lic State	Violation Unit	Violation Description	Severity	OOS	Citation
01/14/2025	YP21085	CA	-	-	-	-	-
12/09/2024	YP21085	CA	-	-	-	-	-
09/28/2024	YP21085	CA	-	-	-	-	-
05/07/2024	YP21085	CA	D	392.2AU - State Operating Authority Violation	0	No	667092
01/09/2024	YP21085	CA	-	-	-	-	-
10/10/2023	YP21085	CA	-	-	-	-	-
09/25/2023	YP21085	CA	1	396.17CPI - OPERATING A CMV WITHOUT DOCUMENTATION OF A PERIODIC INSPECTION.	4	No	
05/04/2023	YP21085	CA	-	-	-	-	-
04/22/2022	YP21085	CA	-	-	-	-	-
01/13/2022	YP21085	CA	-	-	-	-	-
01/10/2022	YP21085	CA	1	392.2DIM - Dimension Violation (Width / Height / Length)	0	No	
DOT No: 2050273		Docket No: MC718266		Name: L T I LOGISTICS INC		Interstate: Yes	



Date	Unit License	Unit Lic State	Violation Unit	Violation Description	Severity	OOS	Citation
09/09/2020	WP56519	CA	1	393.9TS - Inoperative turn signal	6	No	
06/17/2020	WP56519	CA	D	392.2FC - Following too close	5	No	STAT
03/05/2020	WP56519	CA	1	393.60C - Damaged or discolored windshield	1	No	VERBAL
02/03/2020	WP56519	CA	-	-	-	-	-
01/27/2020	WP56519	CA	1	393.203C - Hood not securely fastened	2	No	
01/27/2020	WP56519	CA	1	393.9A - Inoperative required lamps	2	No	
01/20/2020	WP56519	CA	-	-	-	-	-
01/12/2020	WP56519	CA	-	-	-	-	-
11/15/2019	WP56519	CA	-	-	-	-	-
10/14/2019	WP56519	CA	-	-	-	-	-
04/28/2019	WP56519	CA	-	-	-	-	-
03/11/2019	WP56519	CA	-	-	-	-	-
01/02/2019	WP56519	CA	-	-	-	-	-
12/07/2018	WP56519	CA	-	-	-	-	-
11/21/2018	WP56519	CA	-	-	-	-	-
09/02/2018	WP56519	CA	-	-	-	-	-
07/02/2018	WP56519	CA	-	-	-	-	-
04/24/2018	WP56519	CA	1	393.75A1 - Tire -ply or belt material exposed	8	Yes	
04/24/2018	WP56519	CA	1	396.3A1 - Inspection/repair and maintenance parts and accessories	2	No	
11/06/2017	WP56519	CA	-	-	-	-	-
06/22/2017	WP56519	CA	-	-	-	-	-
06/05/2017	WP56519	CA	-	-	-	-	-
05/27/2017	WP56419	CA	-	-	-	-	-
02/28/2017	WP56519	CA	D	395.8E - False report of drivers record of duty status	7	No	
02/24/2017	WP56519	CA	D	395.3A3II - Requiring or permitting a property-carrying commercial motor vehicle driver to drive if more than 8 hours have passed since the end of the driver's last off-duty or sleeper-berth period of at least 30 minutes	7	No	
02/24/2017	WP56519	CA	D	395.8 - Driver record of duty status (general/form and manner)	1	No	
02/24/2017	WP56519	CA	D	395.8E - False report of drivers record of duty status	7	Yes	

Inspection Summary By Month (based on inspections from the last 4 years) ToC						
Year-Month	Number of Inspections	Number of Power Units	Total Violations	Total OOS Inspections	Total Severity Points	Number of Crashes
2025-01	1	1	0	0	0	0
2024-12	1	1	0	0	0	0
2024-09	1	1	0	0	0	0
2024-05	1	1	1	0	0	0
2024-01	1	1	0	0	0	0
2023-10	1	1	0	0	0	0
2023-09	1	1	2	0	8	0
2023-05	1	1	0	0	0	0
2022-04	1	1	0	0	0	0
2022-01	2	2	1	0	0	0
Note: The most recent month's counts may not include all the inspections for that month.						

VIN Inspection Violation Details ToC									
# of VINs: 2 # of Insp: 4 Severity Weight: 8 Avg. Weight/VIN: 2.0 (based on inspections in the last 4 years, showing top 50 VINs inspected most recently)									
VIN 3AKJGLDR8JSHH3417		# of Inspections: 3		Total Severity: 4		Percentage of Total: 50.00%		Avg. Weight Per Inspection: 1.3	
Inspection Date	Inspection ID	Inspection State	Location Description	Total Severity	# of Violations	Shipper Name	Inspection Level	Post Accident	Out of Service
05/07/2024	81558034	OR	BOOTH RANCH SB - N OF MYRTLE C	0	1		3	No	No
BASIC		Unit Type		Severity		Description		Out of Service	
		Truck Tractor		0		392.2AU:State Operating Authority Violation		No	
Inspection Date	Inspection ID	Inspection State	Location Description	Total Severity	# of Violations	Shipper Name	Inspection Level	Post Accident	Out of Service



09/25/2023	79737025	WA	GRANDVIEWWA	4	1	RIKKI USA, INC	3	No	No
BASIC		Unit Type		Severity		Description		Out of Service	
Vehicle Maintenance		Truck Tractor		4		396.17CPI:OPERATING A CMV WITHOUT DOCUMENTATION OF A PERIODI		No	
Inspection Date	Inspection ID	Inspection State	Location Description	Total Severity	# of Violations	Shipper Name	Inspection Level	Post Accident	Out of Service
01/10/2022	74734849	CA	YUBA-SUTTER AREA	0	1		3	No	No
BASIC		Unit Type		Severity		Description		Out of Service	
		Truck Tractor		0		392.2DIM:Dimension Violation (Width / Height / Length)		No	
VIN 1UYVS2534DU501505		# of Inspections: 1		Total Severity: 4		Percentage of Total: 50.00%		Avg. Weight Per Inspection: 4.0	
Inspection Date	Inspection ID	Inspection State	Location Description	Total Severity	# of Violations	Shipper Name	Inspection Level	Post Accident	Out of Service
09/25/2023	79737025	WA	GRANDVIEWWA	4	1	RIKKI USA, INC	3	No	No
BASIC		Unit Type		Severity		Description		Out of Service	
Vehicle Maintenance		Semi Trailer		4		396.17CPI:OPERATING A CMV WITHOUT DOCUMENTATION OF A PERIODI		No	

Inspection History ToC							
Inspection Date	Report Number	Report State	Plate Number	Plate State	Type	Severity Weight	Time Weight
01/14/2025	AP43240224	OR	YP21085	CA	Truck Tractor		3
12/09/2024	AP90260477	OR	YP21085	CA	Truck Tractor		3
09/28/2024	NFAC000129	CA	YP21085	CA	Truck Tractor		3
05/07/2024	AAYB008521	OR	YP21085	CA	Truck Tractor		2
3AKJGLDR8JSHH3417 - Power Unit - State/Local Laws Violation: 392.2AUSState Operating Authority Violation						0	
01/09/2024	NCRM005617	CA	YP21085	CA	Straight Truck		1
10/10/2023	UEEI003453	CA	YP21085	CA	Truck Tractor		1
09/25/2023	1158003496	WA	YP21085	CA	Truck Tractor		1
3AKJGLDR8JSHH3417 - Power Unit - Vehicle Maintenance Violation: 396.17CPIOPERATING A CMV WITHOUT DOCUMENTATION OF A PERIODIC INSPECTION.						4	
05/04/2023	NBTJ004276	CA	YP21085	CA	Truck Tractor		1
04/22/2022	AASJ008462	OR	YP21085	CA	Truck Tractor		0
01/13/2022	NALN005442	CA	YP21085	CA	Truck Tractor		0
01/10/2022	UB36001963	CA	YP21085	CA	Truck Tractor		0
3AKJGLDR8JSHH3417 - Power Unit - State/Local Laws Violation: 392.2DIMDimension Violation (Width / Height / Length)						0	
Only the first 20 inspections are shown. See the live report for more data.							