



Table of Contents

1. Overview	2. BASIC Scores History
3. BASIC Measures	4. KPI: BASIC Measures by Cargo Group
5. Estimated ISS Score	6. Investigation Results
7. Penalties History	8. Acute Critical Violations
9. Red Flag Violation Details	10. DOT Registration Information
11. DOT MCS-150 History	12. Crash Summary
13. Inspection Summary	14. KPI: Inspection Viol OOS Rates by Cargo Group
15. FHWA Registration Information	16. FHWA Insurance Information
17. FHWA Authorities	18. Severe Violations
19. Violation Report	20. Violation Summary
21. Violation Enforcement Chronology	22. Inspection Violations & OOS Counts
23. Radius Of Operation	24. Inspection & Crash Locations
25. Cargo Hot Spots	26. Inspection Violations & OOS Chronology
27. Percent of Insp & Crash by State	28. VIN Insp Summary by State
29. Violations By Unit Type	30. Equipment Ownership
31. Equipment Details	32. Vehicle Age
33. States of Power Unit Registrations	34. Equipment Acquisitions
35. Driver Details	36. Shared VIN Summary
37. Shipper Table	38. Safety Summary
39. Safety Details	40. Crash Detail Color Coded
41. Inspections with Shared Equipment	42. Inspection Tabular Details
43. Inspection Summary By Month	44. VIN Inspection Violation Details
45. Inspection History	



Business Address

7117 SANTANDER DR
BAKERSFIELD, CA
93313

Contact Info

(818)-626-6059

GILLGURVINDER122@GMAIL.COM

FHWA Address

7117 SANTANDER DR
BAKERSFIELD, CA, 93313
Phone: (818)-626-6059

Mailing Address

7117 SANTANDER DR
BAKERSFIELD, CA
93313-9414

Overview [ToC](#)

Operating Status: AUTHORIZED FOR Property
2 other companies viewed this DOT in the past two months
Crash/PU ratio: 0.0%
Clean Inspection ratio: 33.33%

Estimated BASIC Scores (as of 1/31/2025)

	Unsafe Driving	Hours of Service	Driver Fitness	Controlled Sub. and Alcohol	Vehicle Maintenance	HM Compliance	Crash
Relative Scores	0% ○	0% ○	0% ○	0% ○	0% ⬆	0% ○	0% ○
Alert Status	No	No	No	No	No	No	No



Estimated Inspection Selection System (ISS) Score: 1
Category: Pass

BASIC Scores History - Unsafe Driving [ToC](#)

There are no Scores for this BASIC

BASIC Scores History - Hours of Service [ToC](#)

There are no Scores for this BASIC

BASIC Scores History - Driver Fitness [ToC](#)

There are no Scores for this BASIC

BASIC Scores History - Controlled Substance [ToC](#)

There are no Scores for this BASIC



BASIC Scores History - Vehicle Maintenance ToC

There are no Scores for this BASIC

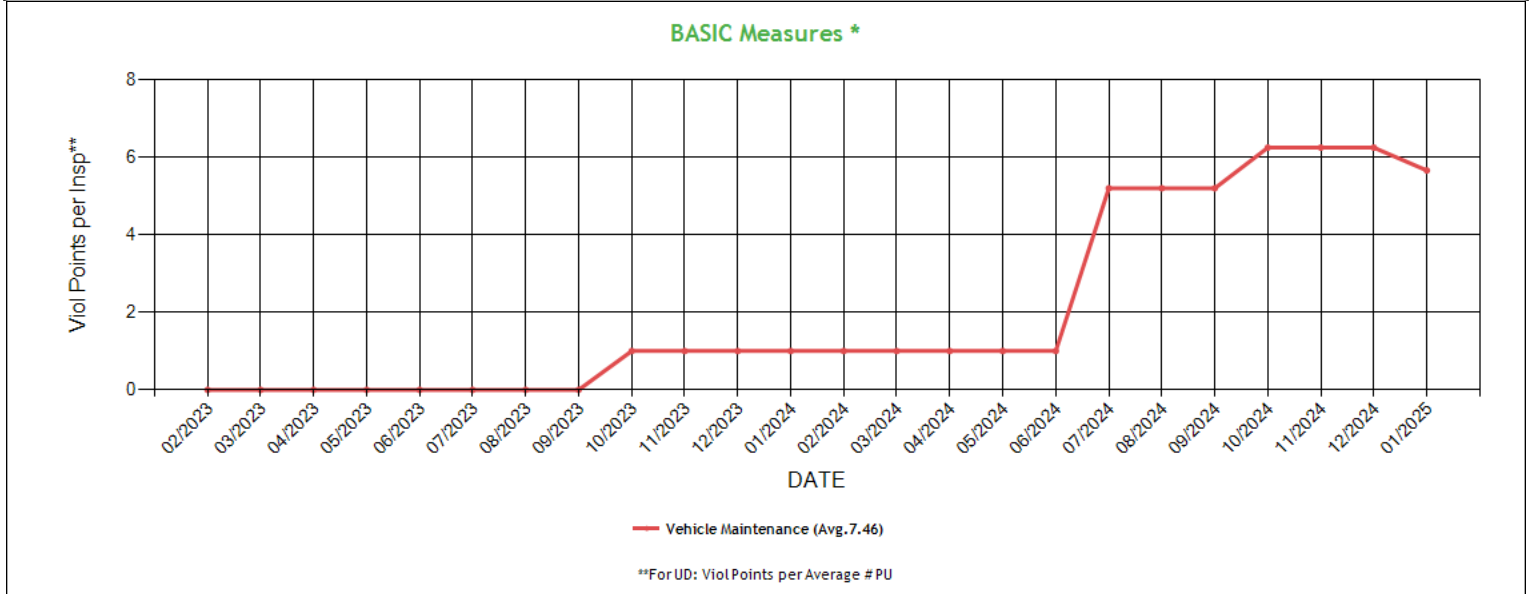
BASIC Scores History - Crash ToC

There are no Scores for this BASIC

BASIC Scores History - Hazmat ToC

There are no Scores for this BASIC

BASIC Measures: Violation Points per Inspection Trends ToC



* BASIC Measures are the absolute SMS scores that are compared within each Safety Event Group to determine the BASIC Score percentiles. Averages based on fleets with 1-5 power units.



BASIC Measures * - Table ToC

UD-Unsafe Driving, HOS-Hours of Service, DF-Driver Fitness, CS-Controlled Substances, VM-Vehicle Maintenance

Date	UD Measure	UD AC	UD with Viol	HOS Measure	HOS AC	HOS with Viol	DF Measure	DF AC	DF with Viol	CS Measure	CS AC	CS with Viol	VM Measure	VM AC	VM with Viol
01/2025	0.00	N	0	0.00	N	0	0.00	N	0	0.00	N	0	5.66	N	2
12/2024	0.00	N	0	0.00	N	0	0.00	N	0	0.00	N	0	6.25	N	2
11/2024	0.00	N	0	0.00	N	0	0.00	N	0	0.00	N	0	6.25	N	2
10/2024	0.00	N	0	0.00	N	0	0.00	N	0	0.00	N	0	6.25	N	2
09/2024	0.00	N	0	0.00	N	0	0.00	N	0	0.00	N	0	5.20	N	2
08/2024	0.00	N	0	0.00	N	0	0.00	N	0	0.00	N	0	5.20	N	2
07/2024	0.00	N	0	0.00	N	0	0.00	N	0	0.00	N	0	5.20	N	2
06/2024	0.00	N	0	0.00	N	0	0.00	N	0	0.00	N	0	1.00	N	1
05/2024	0.00	N	0	0.00	N	0	0.00	N	0	0.00	N	0	1.00	N	1
04/2024	0.00	N	0	0.00	N	0	0.00	N	0	0.00	N	0	1.00	N	1
03/2024	0.00	N	0	0.00	N	0	0.00	N	0	0.00	N	0	1.00	N	1
02/2024	0.00	N	0	0.00	N	0	0.00	N	0	0.00	N	0	1.00	N	1
01/2024	0.00	N	0	0.00	N	0	0.00	N	0	0.00	N	0	1.00	N	1
12/2023	0.00	N	0	0.00	N	0	0.00	N	0	0.00	N	0	1.00	N	1
11/2023	0.00	N	0	0.00	N	0	0.00	N	0	0.00	N	0	1.00	N	1
10/2023	0.00	N	0	0.00	N	0	0.00	N	0	0.00	N	0	1.00	N	1
09/2023	0.00	N	0	0.00	N	0	0.00	N	0	0.00	N	0	0.00	N	0
08/2023	0.00	N	0	0.00	N	0	0.00	N	0	0.00	N	0	0.00	N	0
07/2023	0.00	N	0	0.00	N	0	0.00	N	0	0.00	N	0	0.00	N	0
06/2023	0.00	N	0	0.00	N	0	0.00	N	0	0.00	N	0	0.00	N	0
05/2023	0.00	N	0	0.00	N	0	0.00	N	0	0.00	N	0	0.00	N	0
04/2023	0.00	N	0	0.00	N	0	0.00	N	0	0.00	N	0	0.00	N	0
03/2023	0.00	N	0	0.00	N	0	0.00	N	0	0.00	N	0	0.00	N	0
02/2023	0.00	N	0	0.00	N	0	0.00	N	0	0.00	N	0	0.00	N	0
01/2023	0.00	N	0	0.00	N	0	0.00	N	0	0.00	N	0	0.00	N	0
12/2022	0.00	N	0	0.00	N	0	0.00	N	0	0.00	N	0	0.00	N	0
11/2022	0.00	N	0	0.00	N	0	0.00	N	0	0.00	N	0	0.00	N	0
10/2022	0.00	N	0	0.00	N	0	0.00	N	0	0.00	N	0	0.00	N	0
09/2022	0.00	N	0	0.00	N	0	0.00	N	0	0.00	N	0	0.00	N	0
08/2022	0.00	N	0	0.00	N	0	0.00	N	0	0.00	N	0	0.00	N	0
07/2022	0.00	N	0	0.00	N	0	0.00	N	0	0.00	N	0	0.00	N	0
06/2022	0.00	N	0	0.00	N	0	0.00	N	0	0.00	N	0	0.00	N	0
05/2022	0.00	N	0	0.00	N	0	0.00	N	0	0.00	N	0	0.00	N	0
04/2022	0.00	N	0	0.00	N	0	0.00	N	0	0.00	N	0	0.00	N	0
03/2022	0.00	N	0	0.00	N	0	0.00	N	0	0.00	N	0	0.00	N	0
02/2022	0.00	N	0	0.00	N	0	0.00	N	0	0.00	N	0	0.00	N	0
01/2022	0.00	N	0	0.00	N	0	0.00	N	0	0.00	N	0	0.00	N	0
12/2021	0.00	N	0	0.00	N	0	0.00	N	0	0.00	N	0	0.00	N	0
11/2021	0.00	N	0	0.00	N	0	0.00	N	0	0.00	N	0	0.00	N	0
10/2021	0.00	N	0	0.00	N	0	0.00	N	0	0.00	N	0	0.00	N	0
09/2021	0.00	N	0	0.00	N	0	0.00	N	0	0.00	N	0	0.00	N	0

* BASIC Measures are the absolute SMS scores that are compared within each Safety Event Group to determine the BASIC Score percentiles.

KPI: BASIC Measures by Fleet Size and Cargo Group ToC

Fleet Size: 1-5 PUs

Cargo Group (Companies)	Unsafe Driving		Hours of Service		Driver Fitness		Controlled Substance		Vehicle Maintenance		HM Compliance		Crash	
	Avg.	Comp. to Avg.	Avg.	Comp. to Avg.	Avg.	Comp. to Avg.	Avg.	Comp. to Avg.	Avg.	Comp. to Avg.	Avg.	Comp. to Avg.	Avg.	Comp. to Avg.
General Freight (483104)	0.79	Better	0.23	Better	0.20	Better	0.02	Better	1.91	Worse	0.01	Better	0.06	Better
Refrigerated (64031)	1.52	Better	0.56	Better	0.16	Better	0.02	Better	2.64	Worse	0.01	Better	0.11	Better
DOUBLE FALCON TRANSPORT INC	0.00		0.00		0.00		0.00		5.66		0.00		0.00	



Estimated ISS Score: 1 Pass [ToC](#) [About the Inspection Selection System](#)

Estimated ISS Score History - Table [ToC](#)

Date	Estimated ISS Score	Recommendation	Algorithm
01/31/2025	1	Pass	Safety Algorithm
12/27/2024	1	Pass	Safety Algorithm
11/29/2024	1	Pass	Safety Algorithm
10/25/2024	1	Pass	Safety Algorithm
09/27/2024	1	Pass	Safety Algorithm
08/30/2024	1	Pass	Safety Algorithm
07/26/2024	1	Pass	Safety Algorithm
06/28/2024	72	Optional Inspect	Insufficient Data Algorithm
05/31/2024	72	Optional Inspect	Insufficient Data Algorithm
04/26/2024	72	Optional Inspect	Insufficient Data Algorithm
03/29/2024	72	Optional Inspect	Insufficient Data Algorithm
02/23/2024	72	Optional Inspect	Insufficient Data Algorithm
01/26/2024	72	Optional Inspect	Insufficient Data Algorithm
12/29/2023	72	Optional Inspect	Insufficient Data Algorithm
11/24/2023	72	Optional Inspect	Insufficient Data Algorithm
10/27/2023	72	Optional Inspect	Insufficient Data Algorithm
09/29/2023	68	Optional Inspect	Insufficient Data Algorithm
08/25/2023	69	Optional Inspect	Insufficient Data Algorithm
07/28/2023	68	Optional Inspect	Insufficient Data Algorithm
06/30/2023	64	Optional Inspect	Insufficient Data Algorithm
05/26/2023	64	Optional Inspect	Insufficient Data Algorithm
04/28/2023	63	Optional Inspect	Insufficient Data Algorithm
03/31/2023	63	Optional Inspect	Insufficient Data Algorithm
02/24/2023	63	Optional Inspect	Insufficient Data Algorithm
01/27/2023	63	Optional Inspect	Insufficient Data Algorithm
12/30/2022	63	Optional Inspect	Insufficient Data Algorithm
11/25/2022	63	Optional Inspect	Insufficient Data Algorithm
10/28/2022	63	Optional Inspect	Insufficient Data Algorithm
09/30/2022	63	Optional Inspect	Insufficient Data Algorithm
08/26/2022	63	Optional Inspect	Insufficient Data Algorithm
07/29/2022	63	Optional Inspect	Insufficient Data Algorithm
06/24/2022	63	Optional Inspect	Insufficient Data Algorithm
05/27/2022	63	Optional Inspect	Insufficient Data Algorithm
04/29/2022	63	Optional Inspect	Insufficient Data Algorithm
03/25/2022	63	Optional Inspect	Insufficient Data Algorithm
02/25/2022	63	Optional Inspect	Insufficient Data Algorithm
01/28/2022	63	Optional Inspect	Insufficient Data Algorithm
12/31/2021	63	Optional Inspect	Insufficient Data Algorithm
11/26/2021	63	Optional Inspect	Insufficient Data Algorithm
10/29/2021	63	Optional Inspect	Insufficient Data Algorithm
09/24/2021	63	Optional Inspect	Insufficient Data Algorithm

Investigation Results [ToC](#)

No Investigations reported on FMCSA website



Penalties History [ToC](#)

There is a problem with the Penalties data on FMCSA website.

Acute Critical Violations (Based on Investigations as per CSA Methodology Appendix A) [ToC](#)

No Data

No red flag violations in the last 24 months

DOT Registration Information: The following information on this specific DOT # is from the Federal DOT (as of Operating Authority

DOT Registration: 09/01/2021		Total Power Units: 1	Total Trucks: 1	Total Trailers: 1	Total Passenger Vehicles: 0
Status	Entity Type	Organization Type	Nation	Total Cars	Drivers / CDL Drivers
A	C	-	US	0	1 / 1
MCS-150 Date	Op Codes	Shipper Op Codes	Shipper HazMat Op Codes	Latest Review Type	Latest Review Document Number(Date)
02/24/2025	A				()
MCS-150 Mileage (Year)	Record Update Date	Transports Hazmats	DOT Census Date	Recordable Accident Rate	Preventable Accident Rate
141,224 (2024)	02/24/2025	N	09/01/2021	0%	0%
MCS-151 Mileage	Safety Rating (Date)	SEA Accident	SEA Driver	SEA Vehicle	SEA Management
0	None (None)	0%	0%	0%	0%
Classification Codes		Cargo Carried (per MCS-150)			
Authorized-For-Hire		General Freight, Refrigerated foods			

DOT MCS-150 History [ToC](#)

(as of 02/28/2025 DOT census)

Census Date	MCS-150 Date	MCS-150 Mileage	VMT Year	Power Units	Drivers	Trailers	Company Rep1	Company Rep2	Email
2/28/2025	2/24/2025	141224	2024	1	1	-	BALJIT KAUR		GILLGURVINDER122@GMAIL.COM
5/9/2023	4/21/2023	1	2022	3	3	3	BALJIT KAUR		GILLGURVINDER122@GMAIL.COM
9/9/2021	9/1/2021	0		1	1	1	BALJIT KAUR		GILLGURVINDER122@GMAIL.COM

Crash Summary Chart [ToC](#)**Crashes Summary - Chart** (based on all available crash data)

No Data

Crashes Summary - Table (based on all available crash data) [ToC](#)

	TOTAL	Last 6 months	7-12 months	13-18 months	19-24 months	25-30 months	30-36 months	37-41 months	42-48 months	Over 49 months
Total Reportable	0	0	0	0	0	0	0	0	0	0
Fatalities	0	0	0	0	0	0	0	0	0	0
Injuries	0	0	0	0	0	0	0	0	0	0
Tow Away	0	0	0	0	0	0	0	0	0	0
With Citations	0	0	0	0	0	0	0	0	0	0
Federal Recordable	0	0	0	0	0	0	0	0	0	0
Preventable	0	0	0	0	0	0	0	0	0	0
Crash per Pwr Unit	-	0.0%	0.0%	0.0%	0.0%	0.0%	0.0%	0.0%	0.0%	-



Inspection Summary ToC

The following inspection information is based on results for 24 months prior to: 02/28/2025. Please note that the total inspections number is not necessarily the total of the vehicle, driver and hazmat inspections, as one inspection may have included any combination of the below inspections.

Overall	Vehicle	Driver	Hazmat
(Please note that the total inspections number is not necessarily the total of the vehicle, driver and hazmat inspections, as one inspection may have included any combination of the below inspections) Total Inspections: 3 Total Out of Service: 0 Out of Service: 0% National Average: 21.33% Difference: -21.33%	Total Inspections: 2 Total Out of Service: 0 Out of Service: 0.00% National Average: 25.44% Difference: -25.44%	Total Inspections: 3 Total Out of Service: 0 Out of Service: 0.00% National Average: 6.78% Difference: -6.78%	Total Inspections: 0 Total Out of Service: 0 Out of Service: 0.00% National Average: 2.97% Difference: -2.97%

KPI: Inspection Viol OOS Rates by Cargo Group ToC

Cargo Group	OVERALL		VEHICLE		DRIVER		HAZMAT	
	Average	Compared to Average	Average	Compared to Average	Average	Compared to Average	Average	Compared to Average
General Freight	28.67%	Better	25.03%	Better	12.50%	Better	0.21%	Better
Refrigerated	22.85%	Better	21.02%	Better	10.29%	Better	0.08%	Better
DOUBLE FALCON TRANSPORT INC	0%		0%		0%		0%	

FHWA Registration Information: The following data on this Motor Carrier is from the Federal Hwy Administration (as of 7/24/2024)

Docket Number	DOT Number	Company Name	DBA Name	Address	City	State	Country	ZIP Code
MC1304404	3713716	DOUBLE FALCON TRANSPORT INC		7117 SANTANDER DR	BAKERSFIELD	CA	US	93313
Phone Number	Fax Number	Mail Address	Mail City	Mail State	Mail Contry	Mail ZIP Code	Mail Phone Number	Mail Fax Number
(818)-626-6059		7117 SANTANDER DR	BAKERSFIELD	CA	US	93313-9414		
Date of Last Change	Freight	Passenger	Household Goods	Active Authority	Pending Authority	Revocation Pending Authority		
7/24/2024	Y	N	N	/ Common /	/	/		

Insurance Required (as of 07/24/2024) ToC

Docket Number	Insurance Type	Insurance Required	Insurance on File
MC1304404	BIPD	\$750k	\$750k
MC1304404	Cargo	No	No
MC1304404	Bond	No	No

Active / Pending Insurance (as of 07/24/2024)

Docket Number	Form	Type	Insurance Carrier	Policy/Surety	Coverage From	Coverage To	Required	On File	Effective Date	Cancel Date
MC1304404	91X	BIPD/Primary	ASCOT SPECIALTY INSURANCE COMPANY	ASC-1807373-00	\$0k	\$750k	\$750k	\$750k	03/29/2024	-



Insurance History (as of 07/24/2024)

Docket Number	Form	Type	Insurance Carrier	Policy/Surety	Coverage From	Coverage To	Effective Date From	Effective Date To
MC1304404	91X	BIPD/Primary	ASCOT SPECIALTY INSURANCE COMPANY	ASC-1807373-00	\$0k	\$750k	03/29/2024	08/12/2024 Cancelled
MC1304404	91X	BIPD/Primary	ASCOT SPECIALTY INSURANCE COMPANY	ASC-1807373-00	\$0k	\$750k	03/29/2024	03/29/2024 Replaced
MC1304404	91X	BIPD/Primary	EVERSPAN INSURANCE COMPANY	ASC-1807373-00	\$0k	\$750k	03/29/2024	03/29/2024 Replaced
MC1304404	91X	BIPD/Primary	ACCREDITED SPECIALTY INSURANCE COMPANY	ASC-1807373-00	\$0k	\$750k	03/29/2024	03/29/2024 Replaced
MC1304404	91X	BIPD/Primary	ASCOT SPECIALTY INSURANCE COMPANY	ASC-1807373-00	\$0k	\$750k	03/29/2024	03/29/2024 Replaced
MC1304404	91X	BIPD/Primary	UNIVERSAL CASUALTY RISK RETENTION GROUP, INC	JMD0708	\$0k	\$750k	01/19/2024	03/29/2024 Cancelled
MC1304404	91X	BIPD/Primary	UNIVERSAL CASUALTY RISK RETENTION GROUP, INC	RKT0718-257-03 JMD0708	\$0k	\$750k	10/20/2023	01/19/2024 Cancelled
MC1304404	91X	BIPD/Primary	UNIVERSAL CASUALTY RISK RETENTION GROUP, INC	JMD0708	\$0k	\$750k	08/17/2023	10/20/2023 Cancelled
MC1304404	91X	BIPD/Primary	SOUTHLAKE SPECIALTY INSURANCE COMPANY	TMA22102113	\$0k	\$750k	06/01/2023	08/17/2023 Replaced
MC1304404	91X	BIPD/Primary	SOUTHLAKE SPECIALTY INSURANCE COMPANY	TMA22102113	\$0k	\$750k	04/01/2023	06/01/2023 Cancelled

FHWA Authorities (as of 07/24/2024) ToC

Docket#	L&I Name	Active Authority	Inactive Authority	Pending Authority	Revocation Pending Authority	Freight	Passenger	Household Goods
MC1304404	DOUBLE FALCON TRANSPORT INC	Common /				Yes	No	No

Authority History (as of 07/24/2024)

Docket Number	Sub	Auth Type	Original Action	Disposition
MC1304404		COMMON	INVOLUNTARY REVOCATION 7/16/2024 12:00:00 AM	DISCONTINUED REVOCATION 7/24/2024 12:00:00 AM
MC1304404		COMMON	INVOLUNTARY REVOCATION 3/4/2024 12:00:00 AM	DISCONTINUED REVOCATION 4/1/2024 12:00:00 AM
MC1304404		COMMON	INVOLUNTARY REVOCATION 5/5/2023 12:00:00 AM	DISCONTINUED REVOCATION 5/30/2023 12:00:00 AM
MC1304404		COMMON	GRANTED 4/13/2023 12:00:00 AM	
MC1304404		COMMON	DISMISSED 10/13/2021 12:00:00 AM	

Severe Violations (i.e. those with >= 8 points) - Chart ToC

No Data

Severe Violations (i.e. those with >= 8 points) - Table

No Data



Violation Report [ToC](#)

Inspection Date	Inspection State	BASIC	Violation Description	OOS	VIN	Severity Points
07/17/2024	NM	Vehicle Maintenance	396.3A1 - Inspection/repair and maintenance parts and accessories	No	4V4NC9EJ3GN956545	2
07/17/2024	NM	Vehicle Maintenance	393.9TS - Inoperative turn signal	No	4V4NC9EJ3GN956545	6
10/16/2023	AZ	Vehicle Maintenance	393.78 - Windshield wipers inoperative/defective	No	3AKJHHDR4KSKM5225	1

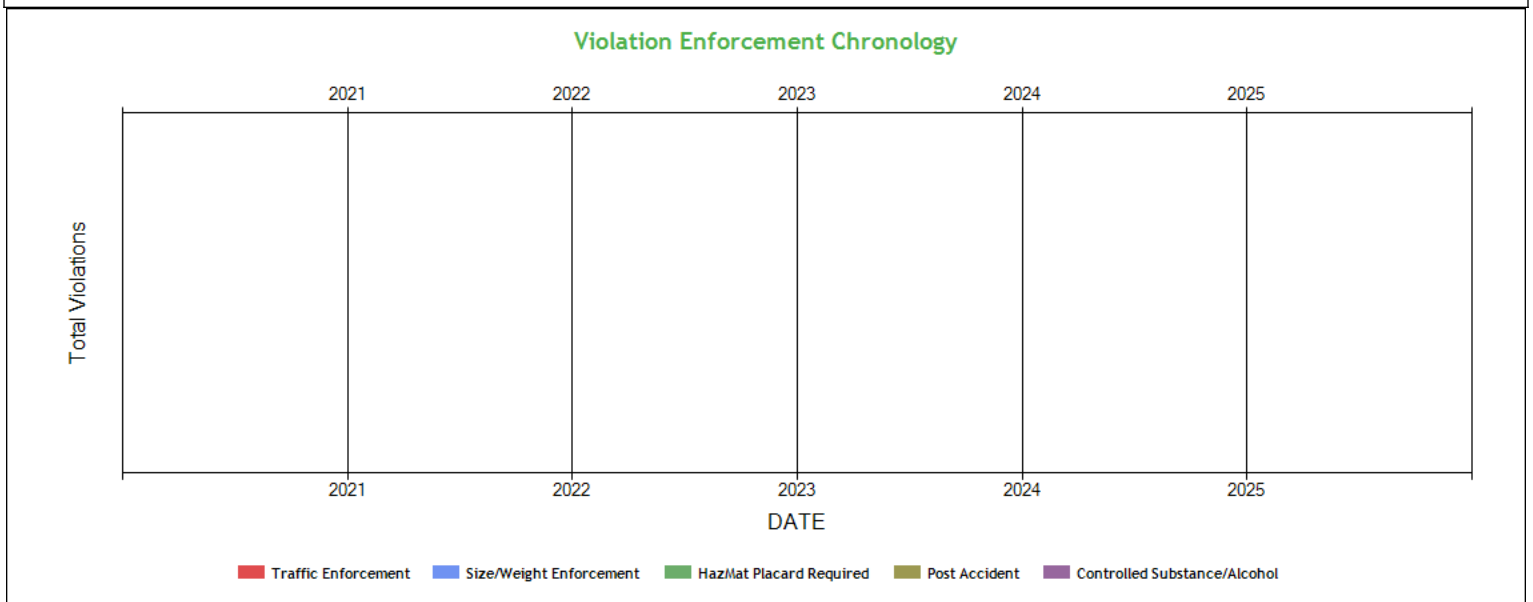
No filters were applied when generating this report, see the live report for more options.

Violation Summary [ToC](#)

BASIC	Violation Group	Code	Description	# of Violations	# of OOS Violations	Severity Points
Vehicle Maintenance	Lighting	393.9TS	Inoperative turn signal	1	0	6
Vehicle Maintenance	Wheels, Studs, Clamps, Etc.	396.3A1	Inspection/repair and maintenance parts and accessories	1	0	2
Vehicle Maintenance	Windshield/ Glass/ Markings	393.78	Windshield wipers inoperative/defective	1	0	1

No filters were applied when generating this report, see the live report for more options.

Violation Enforcement Chronology - Chart [ToC](#)

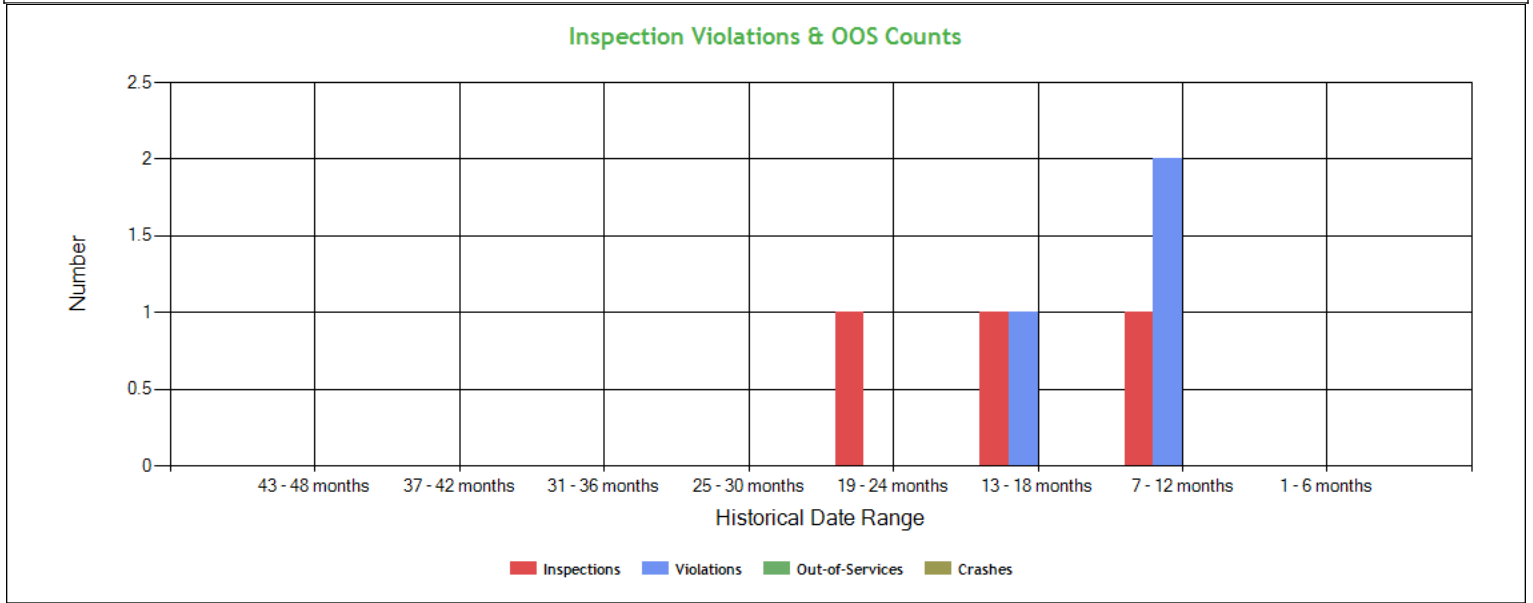


Violation Enforcement Chronology - Table [ToC](#)

	2021	2022	2023	2024	2025
Traffic Enforcement	0	0	0	0	0
Size/Weight Enforcement	0	0	0	0	0
HazMat Placard Required	0	0	0	0	0
Post Accident	0	0	0	0	0
Controlled Substance/Alcohol	0	0	0	0	0



Inspection Violations & OOS Counts - Chart ToC



Inspection Violations & OOS Counts - Table ToC

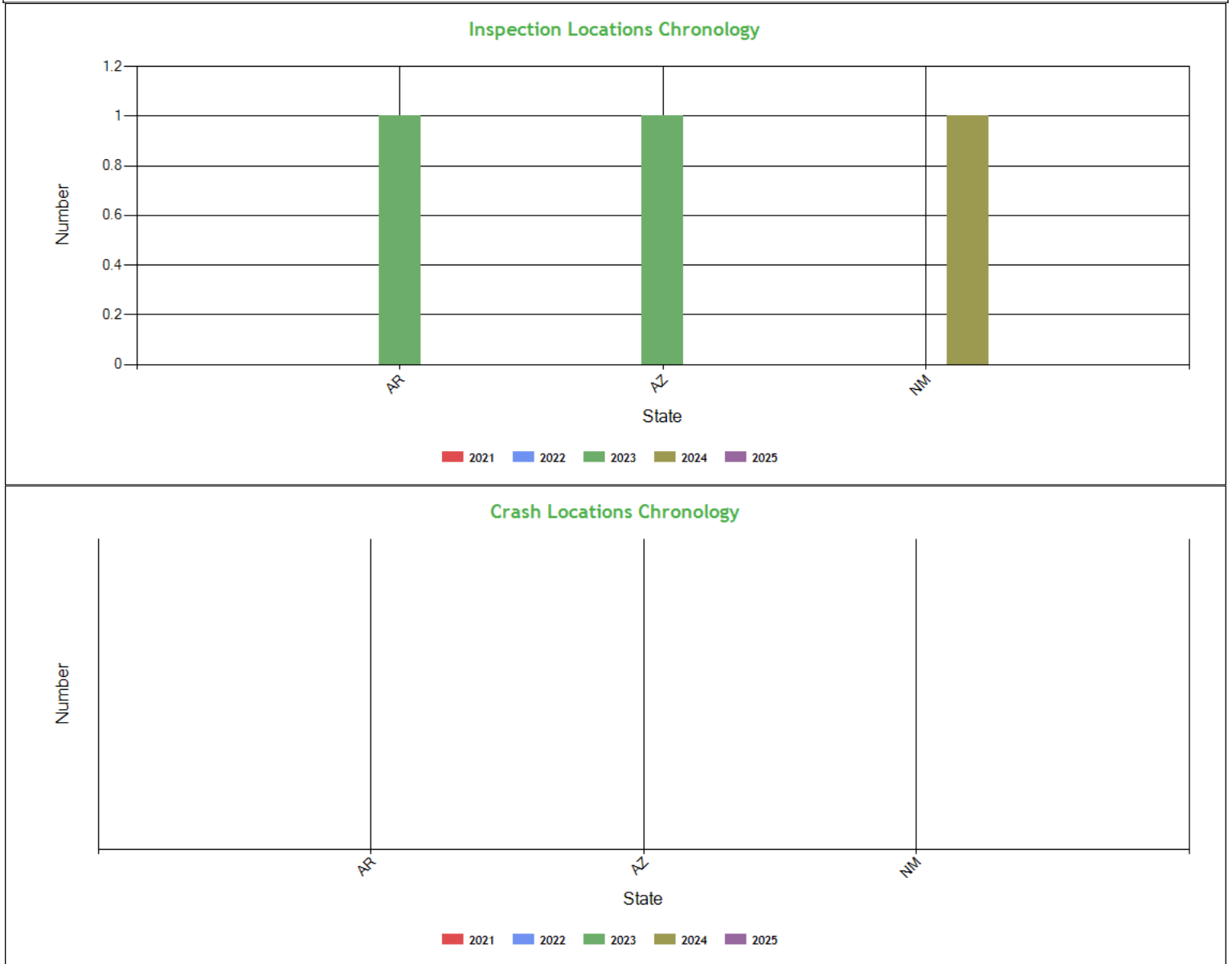
Date Range	Inspections	Violations	Out-of-Services	Crashes
TOTAL	3	3	0	0
1 - 6 months	0	0	0	0
7 - 12 months	1	2	0	0
13 - 18 months	1	1	0	0
19 - 24 months	1	0	0	0
25 - 30 months	0	0	0	0
31 - 36 months	0	0	0	0
37 - 42 months	0	0	0	0
43 - 48 months	0	0	0	0

Radius of Operation (based on Inspections and Crashes during the past 3 years) ToC

	Total	Drive between 0 and 50 miles radius	Drive between 51 and 200 miles radius	Drive between 201 and 300 miles radius	Drive between 301 and 400 miles radius	Drive between 401 and 500 miles radius	Drive between 501 and 600 miles radius	Drive beyond 600 miles radius
Power Units (i.e. unique VINs)	3	0	0	0	0	1	0	2
Percent	100%	0%	0%	0%	0%	33.33%	0%	66.67%



Inspection & Crash Locations - Chart ToC



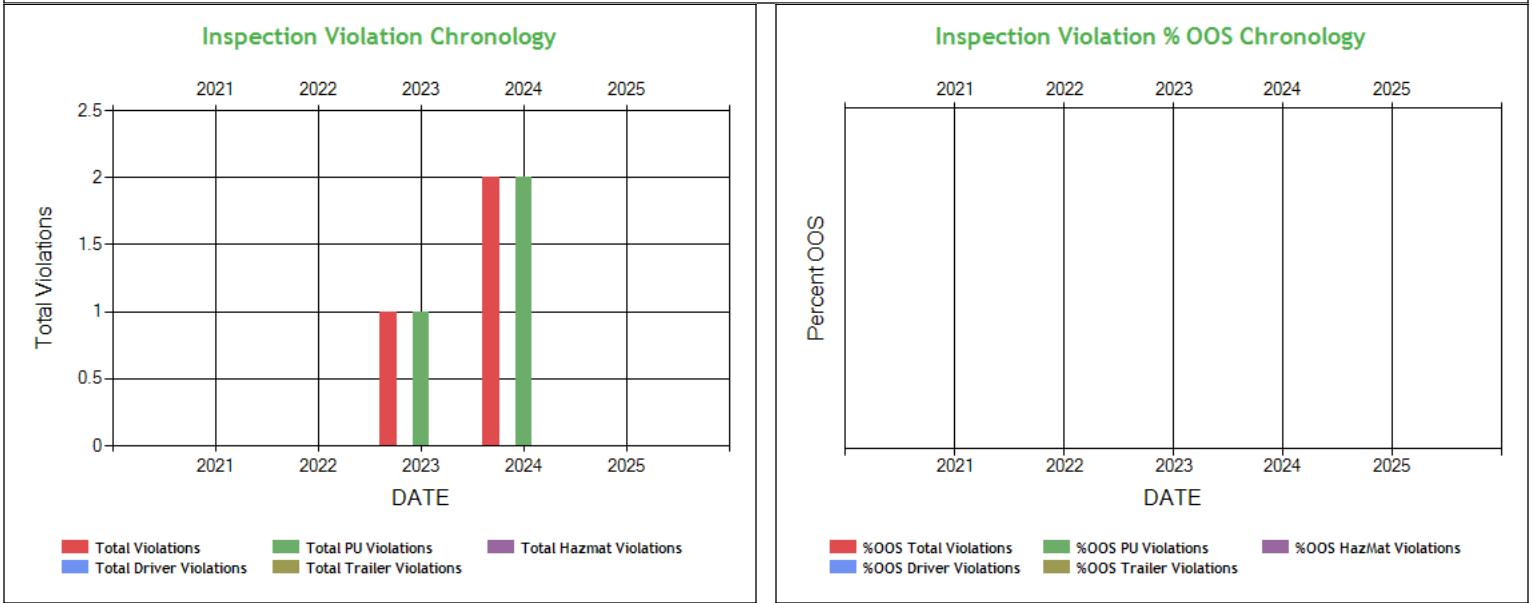
Inspection & Crash Locations - Table ToC

State	Inspections					Violations					Out-of-Services					Crashes				
	2021	2022	2023	2024	2025	2021	2022	2023	2024	2025	2021	2022	2023	2024	2025	2021	2022	2023	2024	2025
TOTAL	0	0	2	1	0	0	0	1	2	0	0	0	0	0	0	0	0	0	0	0
AR	0	0	1	0	0	0	0	0	0	0	0	0	0	0	0	0	0	0	0	0
AZ	0	0	1	0	0	0	0	1	0	0	0	0	0	0	0	0	0	0	0	0
NM	0	0	0	1	0	0	0	0	2	0	0	0	0	0	0	0	0	0	0	0

No hot spot data in the last 12 months



Inspection Violation % OOS Chronology - Chart ToC

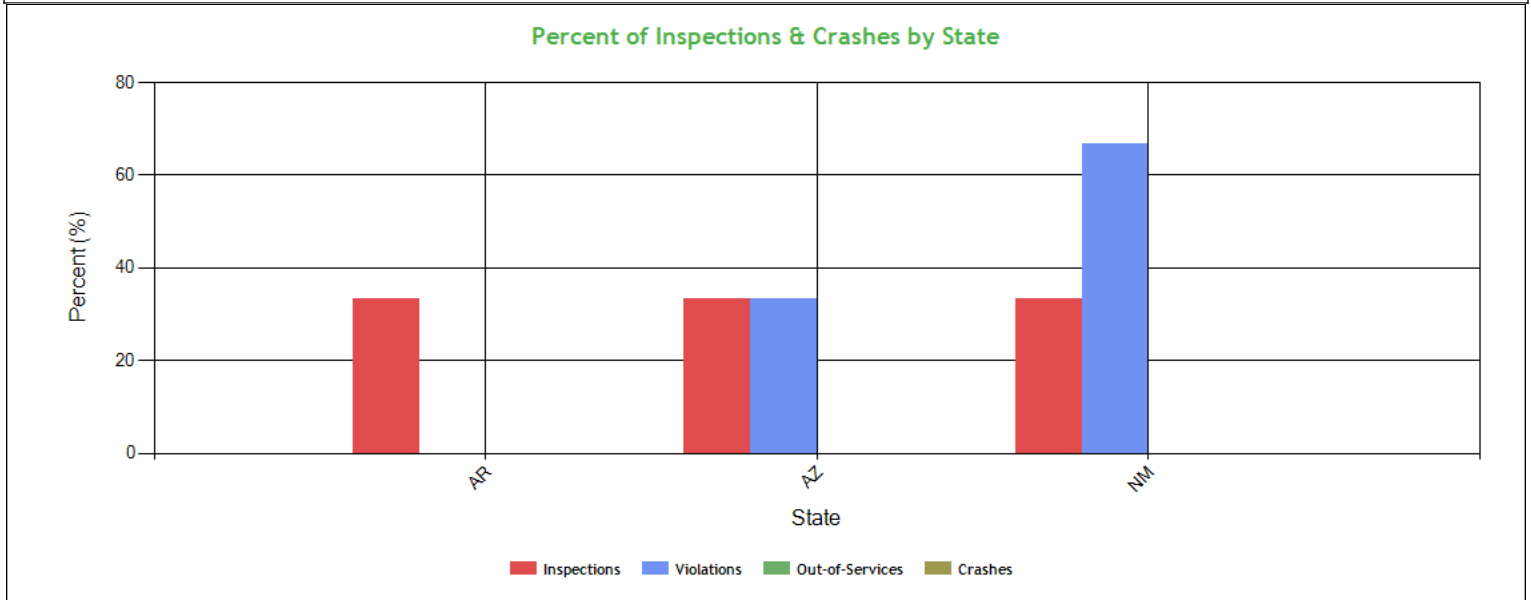


Inspection Violation % OOS Chronology - Table ToC

	2021	2022	2023	2024	2025
Total Violations	0	0	1	2	0
Total Out Of Services	0	0	0	0	0
%OOS Total Violations	0	0	0	0	0
Total Driver Violations	0	0	0	0	0
Total Driver Out Of Services	0	0	0	0	0
%OOS Driver Violations	0	0	0	0	0
Total PU Violations	0	0	1	2	0
Total PU Out Of Services	0	0	0	0	0
%OOS PU Violations	0	0	0	0	0
Total Trailer Violations	0	0	0	0	0
Total Trailer Out Of Services	0	0	0	0	0
%OOS Trailer Violations	0	0	0	0	0
Total Hazmat Violations	0	0	0	0	0
Total Hazmat Out Of Services	0	0	0	0	0
%OOS HazMat Violations	0	0	0	0	0



Percent of Insp & Crash by State - Chart ToC



Percent of Insp & Crash by State - Table (based on Inspection data from the last 4 years) ToC

State	Inspections		Violations		Out-of-Services		Crashes	
	Total	Percent	Total	Percent	Total	Percent	Total	Percent
	3	100	3	100	0	100	0	100
AR	1	33.3	0	0	0	0	0	0
AZ	1	33.3	1	33.3	0	0	0	0
NM	1	33.3	2	66.7	0	0	0	0

VIN Insp Summary by State (based on inspection from the last 2 years) ToC

VIN	Insp	Viol Pts	Counts in each State					
			AR		AZ		NM	
			Insp	Viol Pts	Insp	Viol Pts	Insp	Viol Pts
TOTALS	4/ 1*	3/ 9**	1	0	1	1	1	8
1GR1A0627LW149460	1	0	1	0	0	0	0	0
3AKJHHDR4KSKM5225	1	1	0	0	1	1	0	0
4V4NC9EH9PN615292	1	0	1	0	0	0	0	0
4V4NC9EJ3GN956545	1	8	0	0	0	0	1	8

*<Total number of inspections for these 4 VIN(s)>/n<Total number of inspections for these 3 state(s)>

**<Total severity sum for these 4 VIN(s)>/n<Total severity sum for these 3 state(s)>

Violations By Unit Type ToC

of Violations: 3 Total Severity: 9 based on inspections in the last 2 years

Violation Unit: Power Unit	# of Violations: 3	Total Severity: 9	% of Total: 100%
Viol. Group: Lighting	# of Violations: 1	Total Severity: 6	% of Total: 66.67%
Violation	Number of Occurrences	Viol. Severity	Total Severity
393.9TS:Inoperative turn signal	1	6	6
Viol. Group: Wheels Studs Clamps Etc.	# of Violations: 1	Total Severity: 2	% of Total: 22.22%
396.3A1:Inspection/repair and maintenance parts and access	1	2	2
Viol. Group: Windshield/ Glass/ Markings	# of Violations: 1	Total Severity: 1	% of Total: 11.11%
393.78:Windshield wipers inoperative/defective	1	1	1



Equipment Ownership ToC Equipment Ownership (based on MCS-150 dated 2/24/2025)					
	Trucks	Tractors	Trailers	Motor Coaches	Vans
Owned	0	1	1	0	0
Term Leased	0	0	0	0	0
Trip Leased	0	0	0	0	0
Total No.	0	1	1	0	0

Equipment Details Power Units ToC									
VIN	Latest Insp Date	Year	Make	Model	Body Class	Body Type	Axles	Len	Fuel Type
4V4NC9EJ3GN956545	07/17/2024	2016	VOLVO	VNL	Truck-Tractor	-	-	-	Diesel
3AKJHHDR4KS KM5225	10/16/2023	2019	FREIGHTLINER	New Cascadia 126" Sleepercab	Truck-Tractor	-	-	-	Diesel
4V4NC9EH9PN 615292	07/19/2023	2023	VOLVO	-	Truck	-	-	-	Diesel

Equipment Details Trailers									
VIN	Latest Insp Date	Year	Make	Model	Body Class	Body Type	Axles	Len	Fuel Type
1UYVS2531N3627117	07/17/2024	2022	UTILITY	Utility Trailer Manufacturer	Trailer	Van Trailer	2	53	Not Applicable
1GR1A0627LW149460	10/16/2023	2020	GREAT DANE	Great Dane Trailers	-	-	2	53	-

Vehicle Age ToC				
Year	# Power Units	PU Percentage	# Trailers	Trailres Percentage
2023	1	33.33%	0	0.00%
2022	0	0.00%	1	50.00%
2020	0	0.00%	1	50.00%
2019	1	33.33%	0	0.00%
2016	1	33.33%	0	0.00%

Based on 24 months of inspection data, see the live report for more options

States of Power Unit Registrations ToC			
State	AR	AZ	NM
Number of Power Units	1	1	1

Equipment Acquisitions - Table ToC						
	Power Units inspected for 1st time in past 12 months	Power Units inspected for 1st time in past 24 months	Power Units inspected during entire date range	Trailers inspected for 1st time in past 12 months	Trailers inspected for 1st time in past 24 months	Trailers inspected during entire date range
Unique VINs	1	3	3	1	2	2
Unique License Plates	1	3	3	1	2	2
License Plate States	1	1	1	1	1	1



Driver Details ToC Driver Details (based on MCS-150 dated 2/24/2025)			
	Within 100 mi	Beyond 100 mi	TOTAL
# Drivers Interstate	0	1	1
# Drivers Intrastate	0	0	0
TOTAL	0	1	/
Avg. # Trip Lease Drivers/Mo: 0 # Drivers Grand Total: 1 # Drivers Commercially Licensed: 1			

Shared VIN Summary ToC

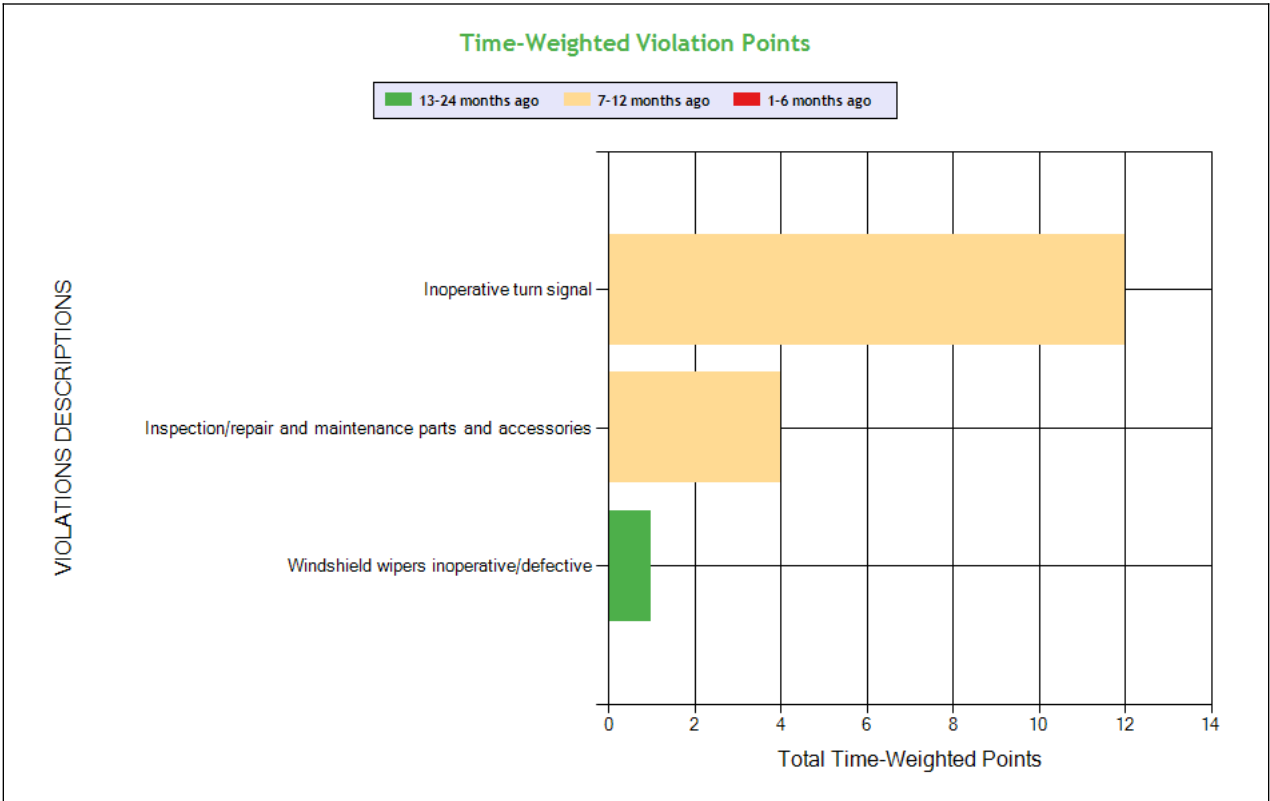
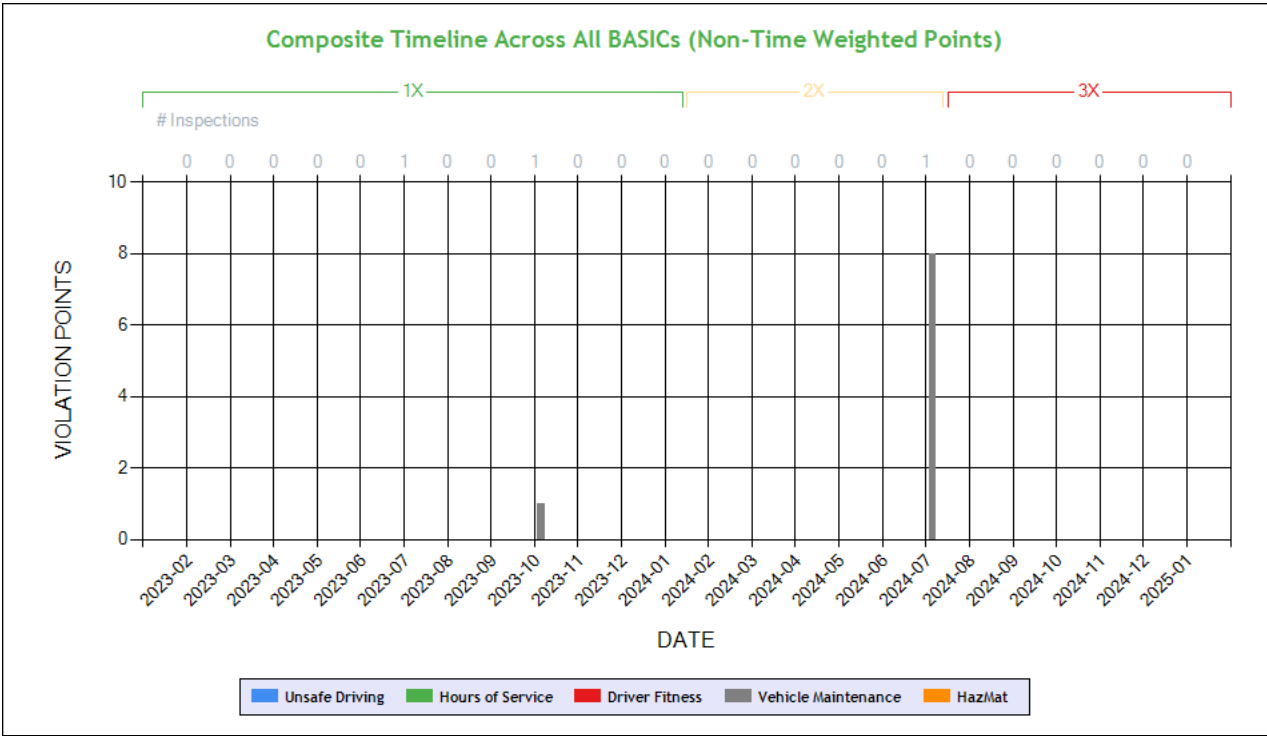
No Data

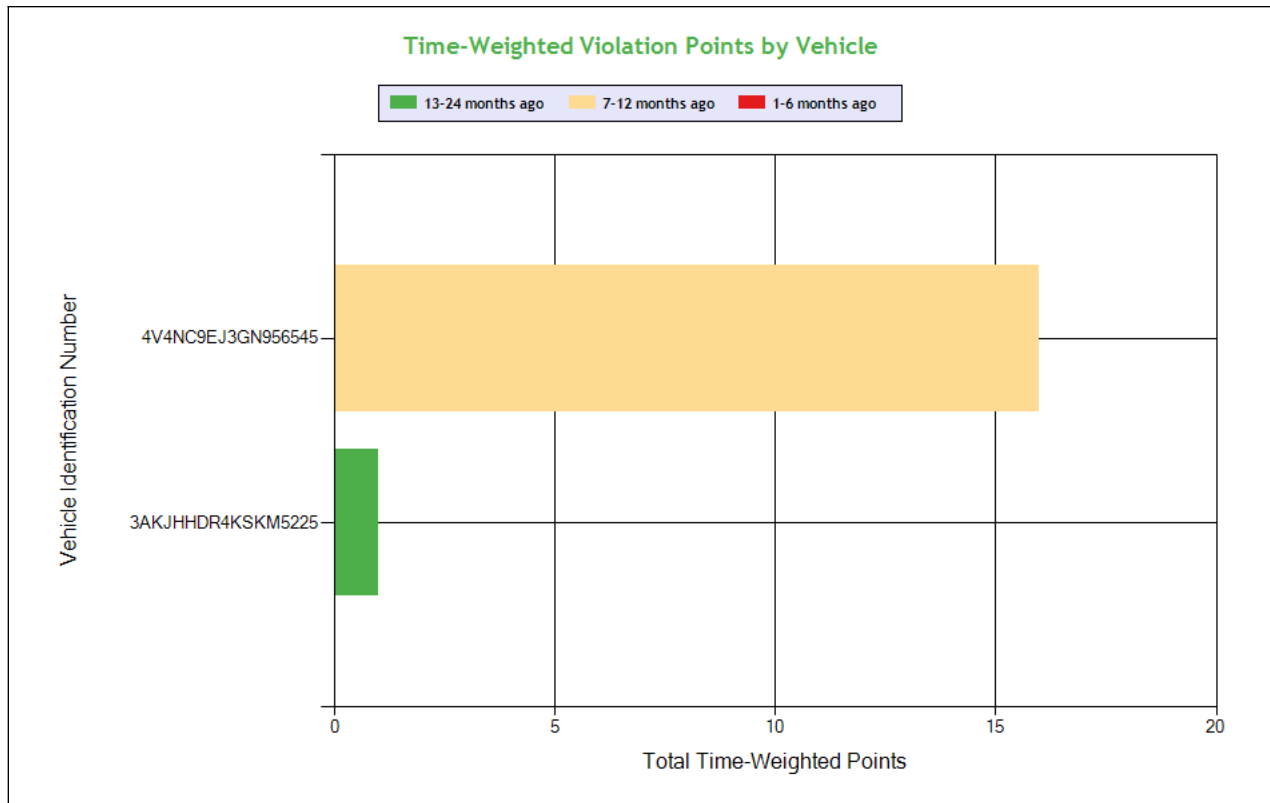
SHIPPERS DETAIL **ToC** based on Inspection results for the last 4 years

Shipper Name	Number of Inspections	Shipper Name	Number of Inspections
BOSKOVICH FARMS INC	1	OWENS BROCKWAY GLASS	1
TYSON	1		



Carrier Underwriting Report Safety Summary ToC





See the Excel file for the complete analysis

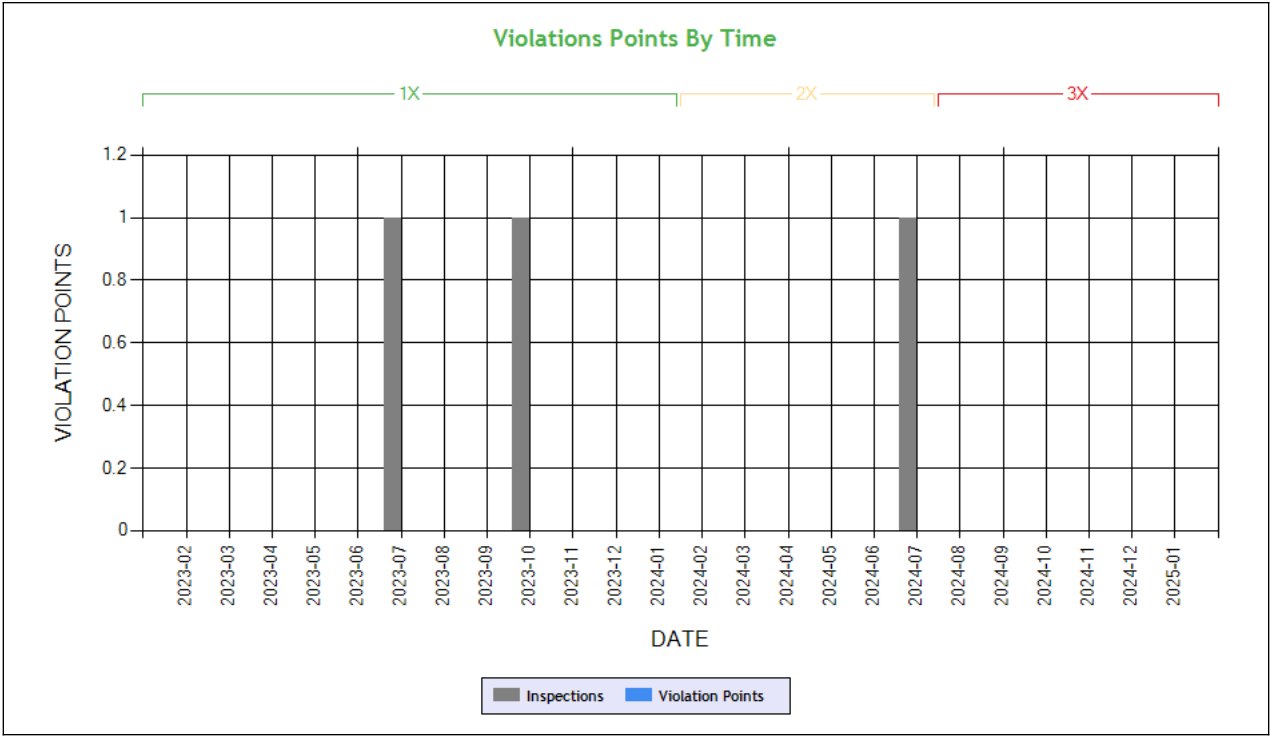
Violations is in (1-6/7-12/13-24mo)

Shaded = Out Of Service Violation					
Violation Group			Lighting	Wheels, Studs, Clamps, Etc.	Windshield/ Glass/ Markings
Violation Description	Total Time-weighted Points by VIN	% of Total Time-weighted Points by VIN	Inoperative turn signal	Inspection/repair and maintenance parts and accessories	Windshield wipers inoperative/defective
Driver Resp			Yes	No	Yes
Total Time-weighted Points			12	4	1
% Total Time-Wt Pts			70.59	23.53	5.88
4V4NC9EJ3GN956545	16	94.12	12 (0/1/0)	4 (0/1/0)	
3AKJHHDR4KSKM5225	1	5.88			1 (0/0/1)



SAFETY ANALYSIS ToC

Unsafe Driving



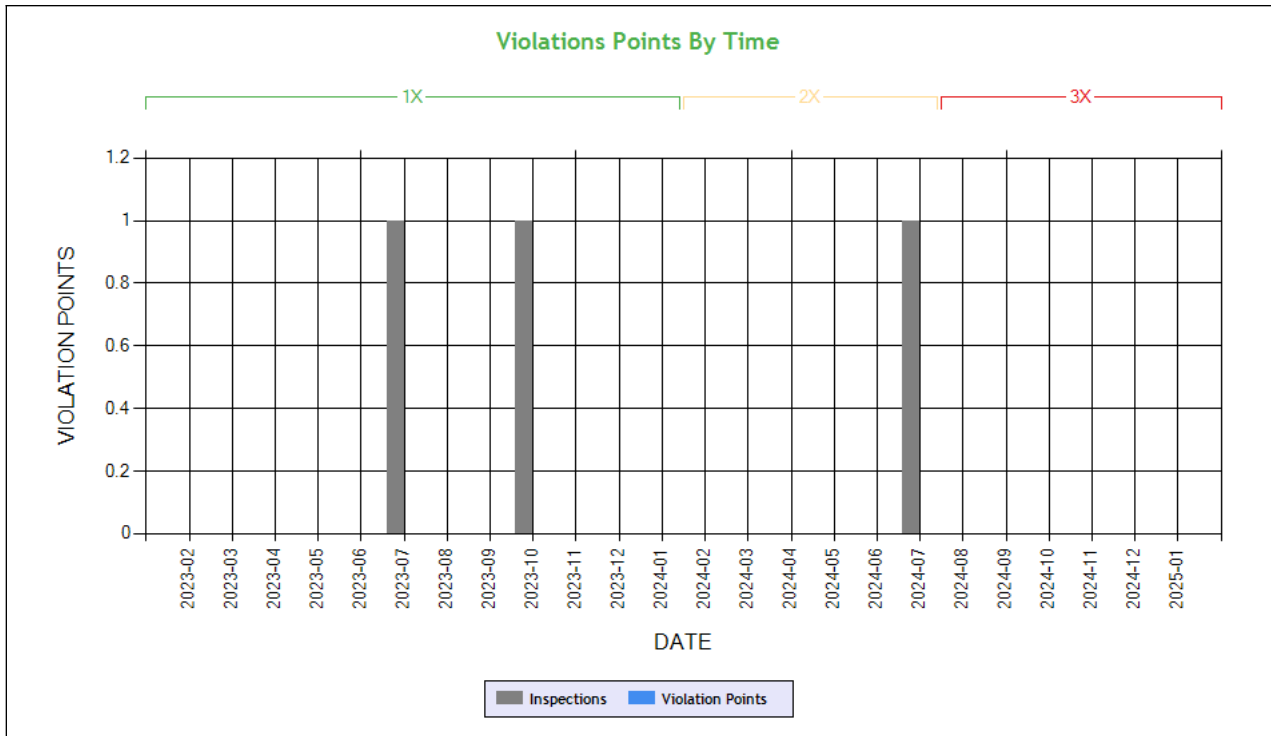
Time-Weighted Violation Points - no data available to draw a chart
Time-Weighted Severity Points by Vehicle - no data available to draw a chart

See the Excel file for the complete analysis # Violations is in (1-6/7-12/13-24mo)

Shaded = Out Of Service Violation		
Violation Group		
Violation Description	Total Time-weighted Points by VIN	% of Total Time-weighted Points by VIN
Driver Resp		
Total Time-weighted Points		
% Total Time-Wt Pts		

HOS Compliance

Time-Weighted Violation Points - no data available to draw a chart
Time-Weighted Severity Points by Vehicle - no data available to draw a chart



Carrier Software
 1-800-646-5152
 info@CarrierSoftware.com

CONFIDENTIAL - Intended for use by Amerigo Insurance Agency - Date: 3/1/2025
DOUBLE FALCON TRANSPORT INC - DOT# 3713716 / MC1304404

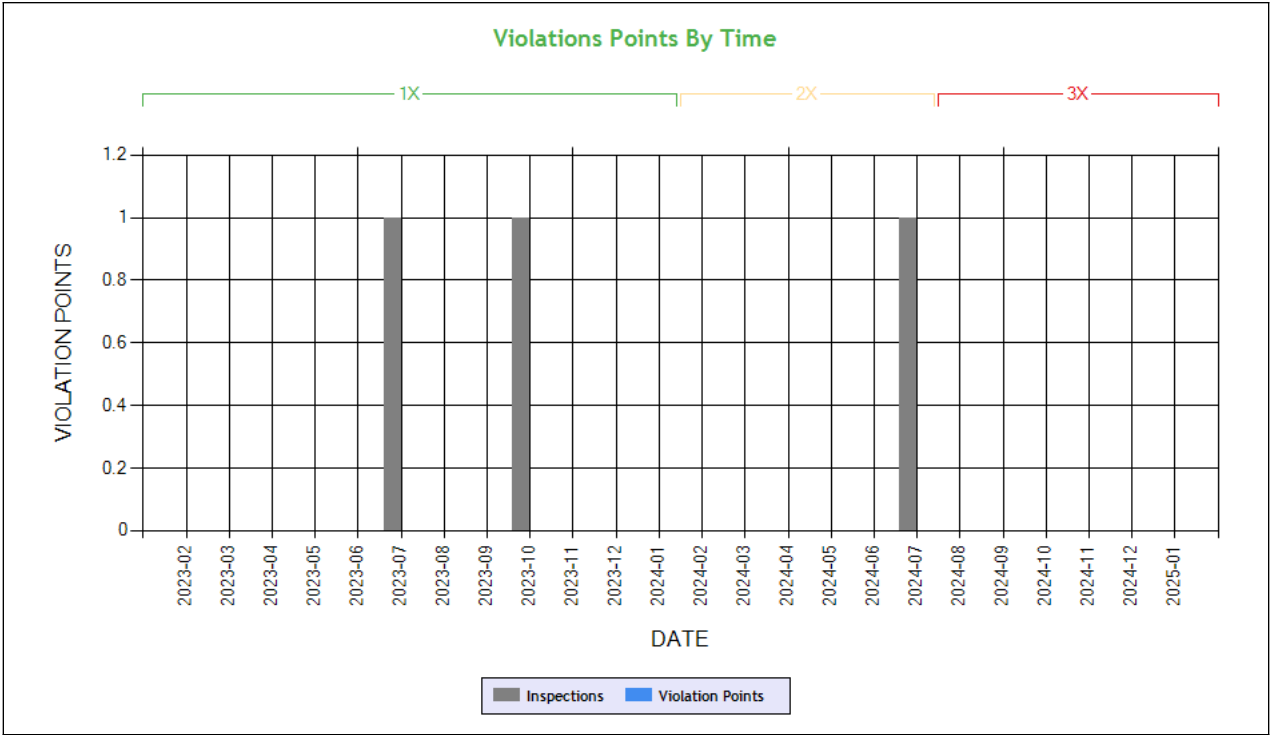
See the Excel file for the complete analysis

Violations is in (1-6/7-12/13-24mo)

Shaded = Out Of Service Violation		
Violation Group		
Violation Description	Total Time-weighted Points by VIN	% of Total Time-weighted Points by VIN
Driver Resp		
Total Time-weighted Points		
% Total Time-Wt Pts		



Driver Fitness



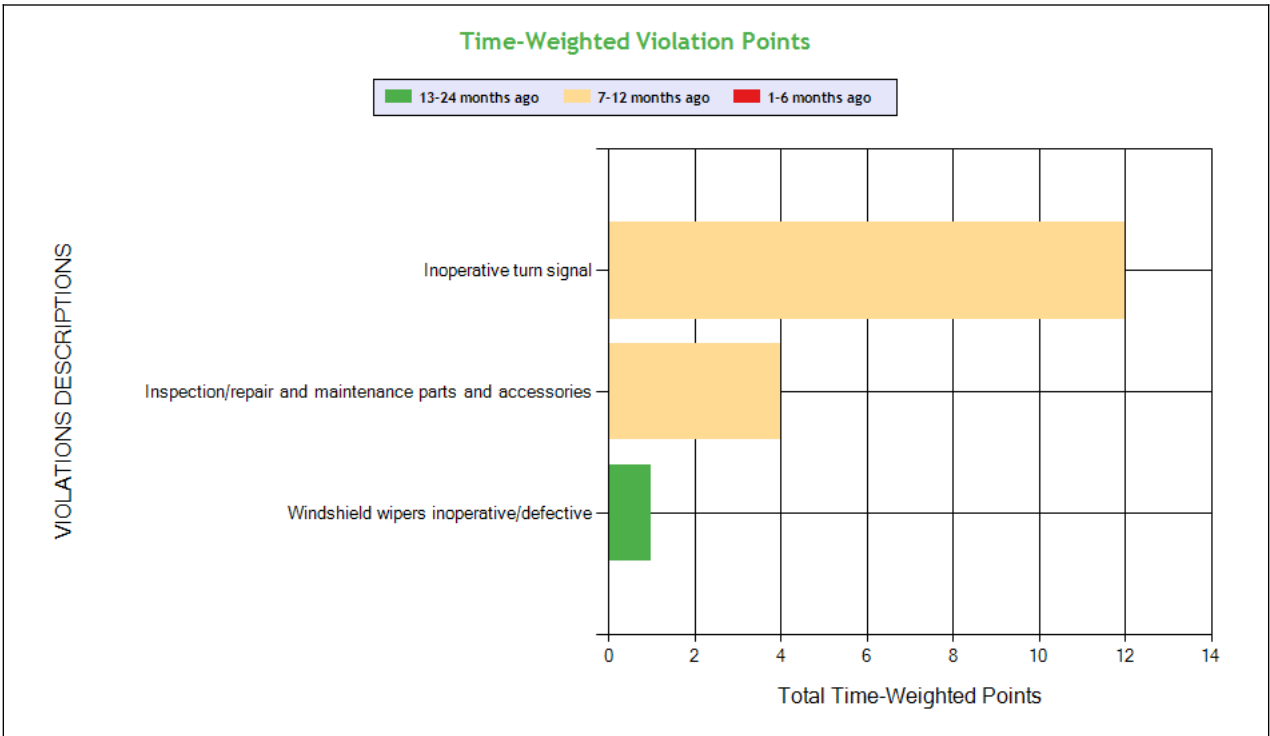
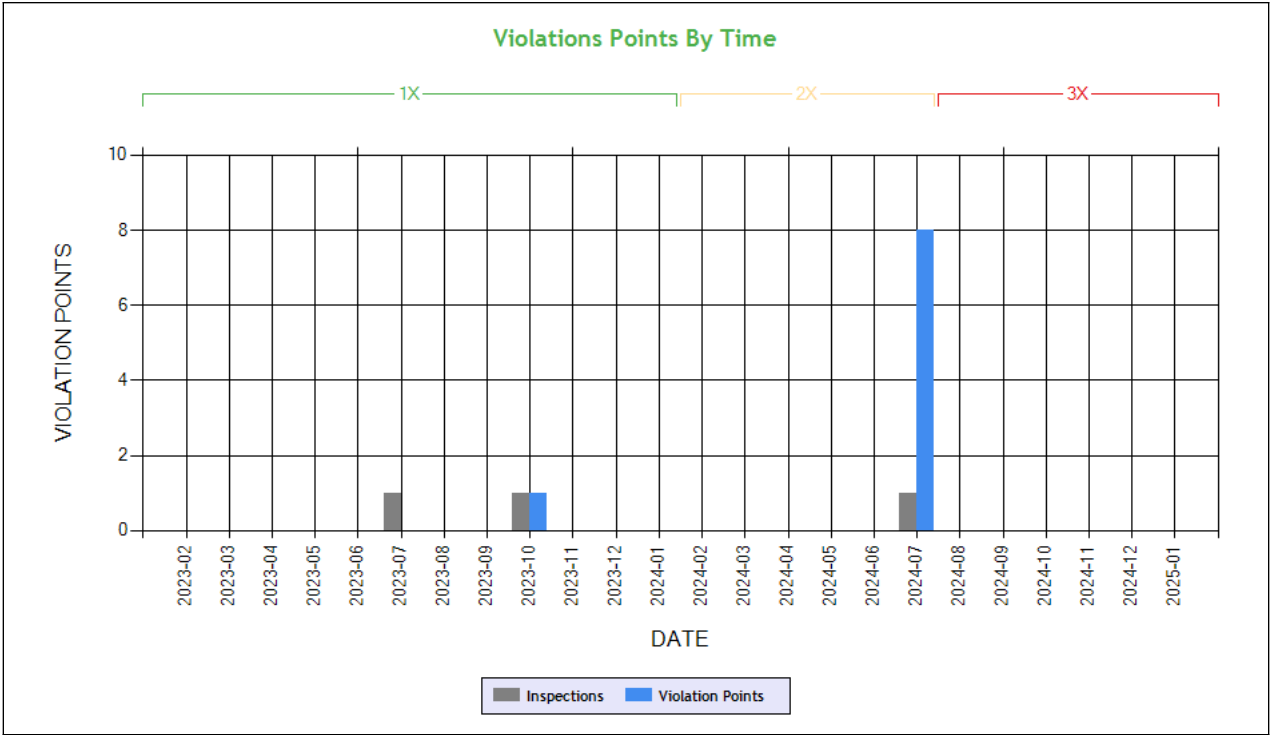
Time-Weighted Violation Points - no data available to draw a chart
Time-Weighted Severity Points by Vehicle - no data available to draw a chart

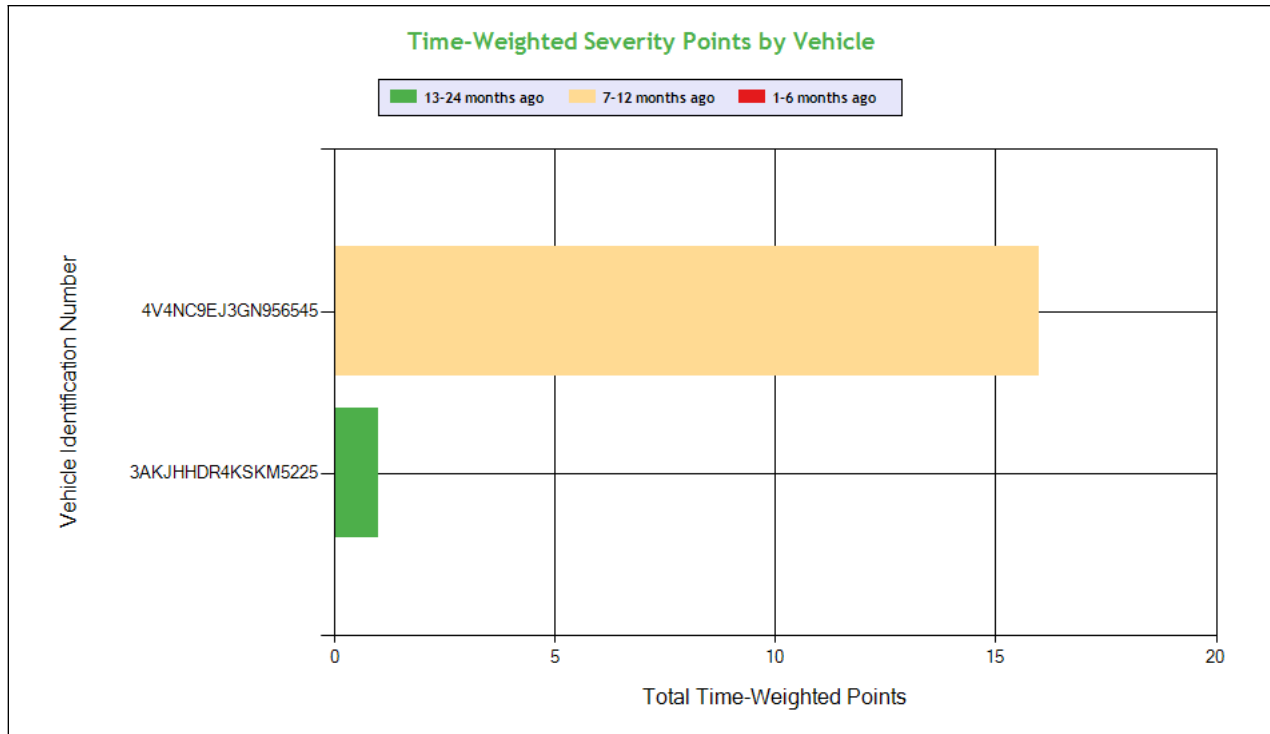
See the Excel file for the complete analysis # Violations is in (1-6/7-12/13-24mo)

Shaded = Out Of Service Violation		
Violation Group		
Violation Description	Total Time-weighted Points by VIN	% of Total Time-weighted Points by VIN
Driver Resp		
Total Time-weighted Points		
% Total Time-Wt Pts		



Vehicle Maintenance





Carrier Software
 1-800-646-5152
 info@CarrierSoftware.com

CONFIDENTIAL - Intended for use by Amerigo Insurance Agency - Date: 3/1/2025

DOUBLE FALCON TRANSPORT INC - DOT# 3713716 / MC1304404

See the Excel file for the complete analysis

Violations is in (1-6/7-12/13-24mo)

Shaded = Out Of Service Violation					
Violation Group			Lighting	Wheels, Studs, Clamps, Etc.	Windshield/ Glass/ Markings
Violation Description	Total Time-weighted Points by VIN	% of Total Time-weighted Points by VIN	Inoperative turn signal	Inspection/repair and maintenance parts and accessories	Windshield wipers inoperative/defective
Driver Resp			Yes	No	Yes
Total Time-weighted Points			12	4	1
% Total Time-Wt Pts			70.59	23.53	5.88
4V4NC9EJ3GN956545	16	94.12	12 (0/1/0)	4 (0/1/0)	
3AKJHHDR4KSKM5225	1	5.88			1 (0/0/1)

COLOR CODED CRASH TABLE ToC

No crashes have been reported by the DOT on this Motor Carrier

INSPECTIONS WITH SHARED EQUIPMENT:

No Data



LEGEND

Vehicle Information

Inspection for DOT # being analyzed

Inspection for Different DOT #

Crash Information for specific VIN

INSPECTION DETAILS for ALL Inspections

PDF shows the first 100 Power Unit & Trailer VINs with most recent inspections using data from the last 4 years

POWER UNIT Inspections Section

VIN: 4V4NC9EJ3GN956545		Unit: Truck Tractor		Year: 2016	Make: VOLVO		
DOT No: 3713716		Docket No: MC1304404		Name: DOUBLE FALCON TRANSPORT INC		Interstate: Yes	
Date	Unit License	Unit Lic State	Violation Unit	Violation Description	Severity	OOS	Citation
07/17/2024	ZP28868	CA	1	393.9TS - Inoperative turn signal	6	No	
07/17/2024	ZP28868	CA	1	396.3A1 - Inspection/repair and maintenance parts and accessories	2	No	
DOT No: 3379414		Docket No: MC1084391		Name: NEW STAR CARRIER INC		Interstate: Yes	
Date	Unit License	Unit Lic State	Violation Unit	Violation Description	Severity	OOS	Citation
09/12/2022	XP00585	CA	D	392.2LV - Lane Restriction violation	3	No	
09/12/2022	XP00585	CA	D	395.22G - Portable ELD not mounted in a fixed position and visible to driver	1	No	
DOT No: 1432137		Docket No: MC541105		Name: BALJINDER SINGH SIDHU		Interstate: Yes	
Date	Unit License	Unit Lic State	Violation Unit	Violation Description	Severity	OOS	Citation
12/28/2018	XP00585	CA	D	392.2SLLS1 - State/Local Laws - Speeding 1-5 Miles Per Hour Over The Speed Limit	0	No	
12/28/2018	XP00585	CA	D	392.2SLLS2 - State/Local Laws - Speeding 6-10 miles per hour over the speed limit	4	No	91-62003
05/22/2018	XP00585	CA	-	-	-	-	-

VIN: 3AKJHHDR4KSKM5225		Unit: Truck Tractor		Year: 2019	Make: FREIGHTLINER		
DOT No: 4016838		Docket No: MC1514015		Name: KARTA TRANSPORT INC		Interstate: Yes	
Date	Unit License	Unit Lic State	Violation Unit	Violation Description	Severity	OOS	Citation
10/27/2024	ZP21514	CA	-	-	-	-	-
DOT No: 3713716		Docket No: MC1304404		Name: DOUBLE FALCON TRANSPORT INC		Interstate: Yes	
Date	Unit License	Unit Lic State	Violation Unit	Violation Description	Severity	OOS	Citation
10/16/2023	YP52719	CA	1	393.78 - Windshield wipers inoperative/defective	1	No	
DOT No: 3379414		Docket No: MC1084391		Name: NEW STAR CARRIER INC		Interstate: Yes	
Date	Unit License	Unit Lic State	Violation Unit	Violation Description	Severity	OOS	Citation
06/02/2022	YP53719	CA	-	-	-	-	-
DOT No: 2395238		Docket No: MC823478		Name: DEDICATED LLC		Interstate: Yes	
Date	Unit License	Unit Lic State	Violation Unit	Violation Description	Severity	OOS	Citation
05/10/2020	75532RP	WA	D	392.2LV - Lane Restriction violation	3	No	5054475
09/06/2019	75532RP	WA	D	392.2SLLSWG1 - State/Local Laws - Excessive Weight - 1-2500 Lbs Over On Allowable Gross Weight.	0	No	C192100765
04/25/2019	75532RP	WA	-	-	-	-	-

VIN: 4V4NC9EH9PN615292		Unit: Truck Tractor		Year: 2023	Make: VOLVO		
DOT No: 3859111		Docket No: MC1409162		Name: XINTONG TRUCKING INC		Interstate: Yes	



Date	Unit License	Unit Lic State	Violation Unit	Violation Description	Severity	OOS	Citation
02/18/2025	ZP50036	CA	-	-	-	-	-
01/22/2025	ZP50036	CA	-	-	-	-	-
DOT No: 3713716		Docket No: MC1304404		Name: DOUBLE FALCON TRANSPORT INC		Interstate: Yes	
Date	Unit License	Unit Lic State	Violation Unit	Violation Description	Severity	OOS	Citation
07/19/2023	YP63395	CA	-	-	-	-	-

TRAILER Inspections Section

VIN: 4V4NC9EJ3GN956545		Unit: Truck Tractor		Year: 2016		Make: VOLVO	
DOT No: 3713716		Docket No: MC1304404		Name: DOUBLE FALCON TRANSPORT INC		Interstate: Yes	
Date	Unit License	Unit Lic State	Violation Unit	Violation Description	Severity	OOS	Citation
07/17/2024	ZP28868	CA	1	393.9TS - Inoperative turn signal	6	No	
07/17/2024	ZP28868	CA	1	396.3A1 - Inspection/repair and maintenance parts and accessories	2	No	
DOT No: 3379414		Docket No: MC1084391		Name: NEW STAR CARRIER INC		Interstate: Yes	
Date	Unit License	Unit Lic State	Violation Unit	Violation Description	Severity	OOS	Citation
09/12/2022	XP00585	CA	D	392.2LV - Lane Restriction violation	3	No	
09/12/2022	XP00585	CA	D	395.22G - Portable ELD not mounted in a fixed position and visible to driver	1	No	
DOT No: 1432137		Docket No: MC541105		Name: BALJINDER SINGH SIDHU		Interstate: Yes	
Date	Unit License	Unit Lic State	Violation Unit	Violation Description	Severity	OOS	Citation
12/28/2018	XP00585	CA	D	392.2SLLS1 - State/Local Laws - Speeding 1-5 Miles Per Hour Over The Speed Limit	0	No	
12/28/2018	XP00585	CA	D	392.2SLLS2 - State/Local Laws - Speeding 6-10 miles per hour over the speed limit	4	No	91-62003
05/22/2018	XP00585	CA	-	-	-	-	-

VIN: 3AKJHHDR4KSKM5225		Unit: Truck Tractor		Year: 2019		Make: FREIGHTLINER	
DOT No: 4016838		Docket No: MC1514015		Name: KARTA TRANSPORT INC		Interstate: Yes	
Date	Unit License	Unit Lic State	Violation Unit	Violation Description	Severity	OOS	Citation
10/27/2024	ZP21514	CA	-	-	-	-	-
DOT No: 3713716		Docket No: MC1304404		Name: DOUBLE FALCON TRANSPORT INC		Interstate: Yes	
Date	Unit License	Unit Lic State	Violation Unit	Violation Description	Severity	OOS	Citation
10/16/2023	YP52719	CA	1	393.78 - Windshield wipers inoperative/defective	1	No	
DOT No: 3379414		Docket No: MC1084391		Name: NEW STAR CARRIER INC		Interstate: Yes	
Date	Unit License	Unit Lic State	Violation Unit	Violation Description	Severity	OOS	Citation
06/02/2022	YP53719	CA	-	-	-	-	-
DOT No: 2395238		Docket No: MC823478		Name: DEDICATED LLC		Interstate: Yes	
Date	Unit License	Unit Lic State	Violation Unit	Violation Description	Severity	OOS	Citation
05/10/2020	75532RP	WA	D	392.2LV - Lane Restriction violation	3	No	5054475
09/06/2019	75532RP	WA	D	392.2SLLWG1 - State/Local Laws - Excessive Weight - 1-2500 Lbs Over On Allowable Gross Weight.	0	No	C192100765
04/25/2019	75532RP	WA	-	-	-	-	-

VIN: 4V4NC9EH9PN615292		Unit: Truck Tractor		Year: 2023		Make: VOLVO	
DOT No: 3859111		Docket No: MC1409162		Name: XINTONG TRUCKING INC		Interstate: Yes	



Date	Unit License	Unit Lic State	Violation Unit	Violation Description	Severity	OOS	Citation
02/18/2025	ZP50036	CA	-	-	-	-	-
01/22/2025	ZP50036	CA	-	-	-	-	-
DOT No: 3713716		Docket No: MC1304404		Name: DOUBLE FALCON TRANSPORT INC		Interstate: Yes	
Date	Unit License	Unit Lic State	Violation Unit	Violation Description	Severity	OOS	Citation
07/19/2023	YP63395	CA	-	-	-	-	-

Inspection Summary By Month (based on inspections from the last 4 years) ToC						
Year-Month	Number of Inspections	Number of Power Units	Total Violations	Total OOS Inspections	Total Severity Points	Number of Crashes
2024-07	1	1	2	0	8	0
2023-10	1	1	1	0	1	0
2023-07	1	1	0	0	0	0
Note: The most recent month's counts may not include all the inspections for that month.						

VIN Inspection Violation Details ToC									
# of VINs: 4 # of Insp: 4 Severity Weight: 18 Avg. Weight/VIN: 4.5 (based on inspections in the last 4 years, showing top 50 VINs inspected most recently)									
VIN 1UYVS2531N3627117		# of Inspections: 1		Total Severity: 8		Percentage of Total: 44.44%		Avg. Weight Per Inspection: 8.0	
Inspection Date	Inspection ID	Inspection State	Location Description	Total Severity	# of Violations	Shipper Name	Inspection Level	Post Accident	Out of Service
07/17/2024	82190991	NM	GALLUP PORT OF ENTRY	8	2	OWENS BROCKWAY GLASS	2	No	No
BASIC		Unit Type		Severity		Description		Out of Service	
Vehicle Maintenance		Semi Trailer		6		393.9TS:Inoperative turn signal		No	
Vehicle Maintenance		Semi Trailer		2		396.3A1:Inspection/repair and maintenance parts and access		No	
VIN 4V4NC9EJ3GN956545		# of Inspections: 1		Total Severity: 8		Percentage of Total: 44.44%		Avg. Weight Per Inspection: 8.0	
Inspection Date	Inspection ID	Inspection State	Location Description	Total Severity	# of Violations	Shipper Name	Inspection Level	Post Accident	Out of Service
07/17/2024	82190991	NM	GALLUP PORT OF ENTRY	8	2	OWENS BROCKWAY GLASS	2	No	No
BASIC		Unit Type		Severity		Description		Out of Service	
Vehicle Maintenance		Truck Tractor		6		393.9TS:Inoperative turn signal		No	
Vehicle Maintenance		Truck Tractor		2		396.3A1:Inspection/repair and maintenance parts and access		No	
VIN 1GR1A0627LW149460		# of Inspections: 1		Total Severity: 1		Percentage of Total: 5.56%		Avg. Weight Per Inspection: 1.0	
Inspection Date	Inspection ID	Inspection State	Location Description	Total Severity	# of Violations	Shipper Name	Inspection Level	Post Accident	Out of Service
10/16/2023	79934813	AZ	INTERSTATE 40	1	1	TYSON	2	No	No
BASIC		Unit Type		Severity		Description		Out of Service	
Vehicle Maintenance		Semi Trailer		1		393.78:Windshield wipers inoperative/defective		No	
VIN 3AKJHHDR4KSKM5225		# of Inspections: 1		Total Severity: 1		Percentage of Total: 5.56%		Avg. Weight Per Inspection: 1.0	
Inspection Date	Inspection ID	Inspection State	Location Description	Total Severity	# of Violations	Shipper Name	Inspection Level	Post Accident	Out of Service
10/16/2023	79934813	AZ	INTERSTATE 40	1	1	TYSON	2	No	No
BASIC		Unit Type		Severity		Description		Out of Service	
Vehicle Maintenance		Truck Tractor		1		393.78:Windshield wipers inoperative/defective		No	



Inspection History ToC							
Inspection Date	Report Number	Report State	Plate Number	Plate State	Type	Severity Weight	Time Weight
07/17/2024	6242O5JN6G	NM	ZP28868	CA	Truck Tractor		2
4V4NC9EJ3GN956545 - Power Unit - Vehicle Maintenance Violation: 393.9TSInoperative turn signal						6	
4V4NC9EJ3GN956545 - Power Unit - Vehicle Maintenance Violation: 396.3A1Inspection/repair and maintenance parts and accessories						2	
10/16/2023	0Y4C001471	AZ	YP52719	CA	Truck Tractor		1
3AKJHHDR4KSKM5225 - Power Unit - Vehicle Maintenance Violation: 393.78Windshield wipers inoperative/defective						1	
07/19/2023	B563004411	AR	YP63395	CA	Truck Tractor		1
Only the first 20 inspections are shown. See the live report for more data.							