



Table of Contents

1. Overview	2. BASIC Scores History
3. BASIC Measures	4. KPI: BASIC Measures by Cargo Group
5. Estimated ISS Score	6. Investigation Results
7. Penalties History	8. Acute Critical Violations
9. Red Flag Violation Details	10. DOT Registration Information
11. DOT MCS-150 History	12. Crash Summary
13. Inspection Summary	14. KPI: Inspection Viol OOS Rates by Cargo Group
15. FHWA Registration Information	16. FHWA Insurance Information
17. FHWA Authorities	18. Severe Violations
19. Violation Report	20. Violation Summary
21. Violation Enforcement Chronology	22. Inspection Violations & OOS Counts
23. Radius Of Operation	24. Inspection & Crash Locations
25. Cargo Hot Spots	26. Inspection Violations & OOS Chronology
27. Percent of Insp & Crash by State	28. VIN Insp Summary by State
29. Violations By Unit Type	30. Equipment Ownership
31. Equipment Details	32. Vehicle Age
33. States of Power Unit Registrations	34. Equipment Acquisitions
35. Driver Details	36. Shared VIN Summary
37. Shipper Table	38. Safety Summary
39. Safety Details	40. Crash Detail Color Coded
41. Inspections with Shared Equipment	42. Inspection Tabular Details
43. Inspection Summary By Month	44. VIN Inspection Violation Details
45. Inspection History	



Business Address

10400 ARROW ROUTE APT M4
RANCHO CUCAMONGA, CA
91730

Contact Info

(951)-905-3636
RKLOGISTIC3@GMAIL.COM

FHWA Address

10400 ARROW ROUTE APT M4
RANCHO CUCAMONGA,CA,91730
Phone:(951)-905-3636

Mailing Address

10400 ARROW ROUTE APT M4
RANCHO CUCAMONGA, CA
91730

Overview ToC

Operating Status: AUTHORIZED FOR Property
3 other companies viewed this DOT in the past two months
Crash/PU ratio: 0.0%
Clean Inspection ratio: 25.0%

Estimated BASIC Scores (as of 10/25/2024)

	Unsafe Driving	Hours of Service	Driver Fitness	Controlled Sub. and Alcohol	Vehicle Maintenance	HM Compliance	Crash
Relative Scores	0% ⊖	0% ○	0% ○	0% ○	0% ⊖	0% ○	0% ○
Alert Status	No	No	No	No	No	No	No



Estimated Inspection Selection System (ISS) Score: 1
Category: Pass

BASIC Scores History - Unsafe Driving ToC

There are no Scores for this BASIC

BASIC Scores History - Hours of Service ToC

There are no Scores for this BASIC

BASIC Scores History - Driver Fitness ToC

There are no Scores for this BASIC

BASIC Scores History - Controlled Substance ToC

There are no Scores for this BASIC



BASIC Scores History - Vehicle Maintenance ToC

There are no Scores for this BASIC

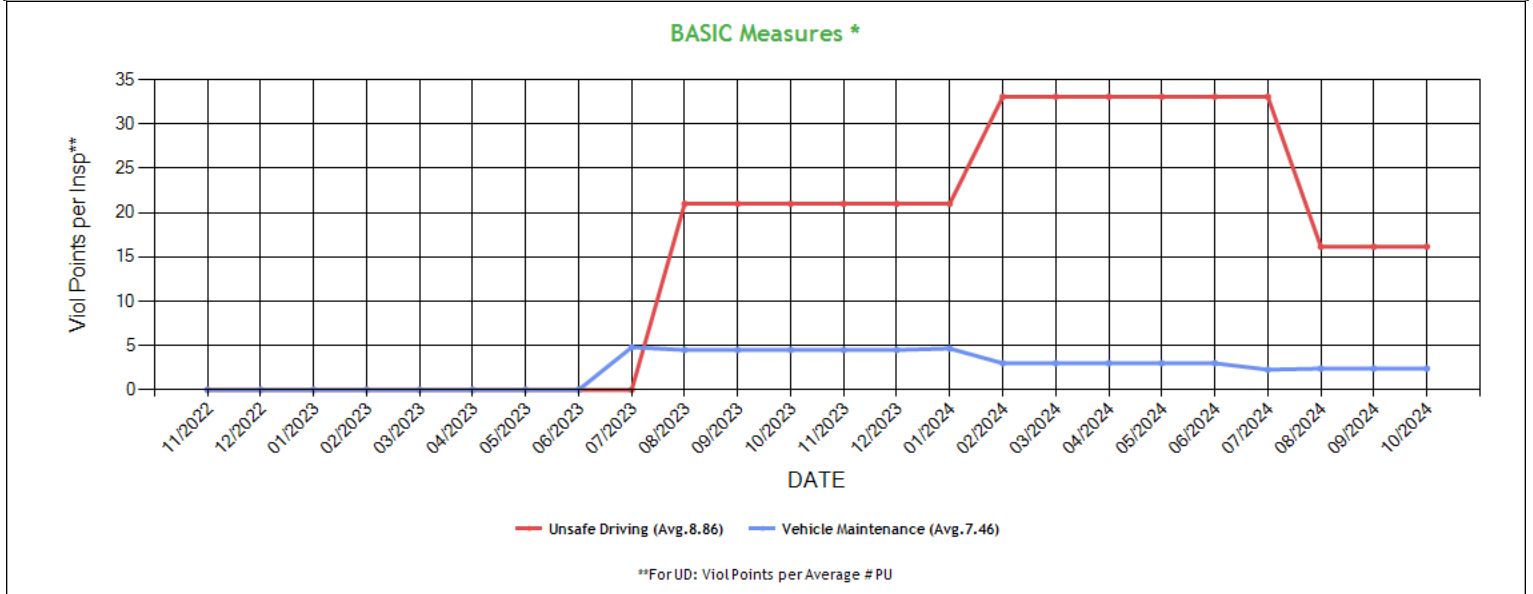
BASIC Scores History - Crash ToC

There are no Scores for this BASIC

BASIC Scores History - Hazmat ToC

There are no Scores for this BASIC

BASIC Measures: Violation Points per Inspection Trends ToC



* BASIC Measures are the absolute SMS scores that are compared within each Safety Event Group to determine the BASIC Score percentiles. Averages based on fleets with 1-5 power units.



BASIC Measures * - Table ToC

UD-Unsafe Driving, HOS-Hours of Service, DF-Driver Fitness, CS-Controlled Substances, VM-Vehicle Maintenance

Date	UD Measure	UD AC	UD with Viol	HOS Measure	HOS AC	HOS with Viol	DF Measure	DF AC	DF with Viol	CS Measure	CS AC	CS with Viol	VM Measure	VM AC	VM with Viol
10/2024	16.16	N	2	0.00	N	0	0.00	N	0	0.00	N	0	2.40	N	2
09/2024	16.16	N	2	0.00	N	0	0.00	N	0	0.00	N	0	2.40	N	2
08/2024	16.16	N	2	0.00	N	0	0.00	N	0	0.00	N	0	2.40	N	2
07/2024	33.08	N	2	0.00	N	0	0.00	N	0	0.00	N	0	2.28	N	2
06/2024	33.08	N	2	0.00	N	0	0.00	N	0	0.00	N	0	3.00	N	2
05/2024	33.08	N	2	0.00	N	0	0.00	N	0	0.00	N	0	3.00	N	2
04/2024	33.08	N	2	0.00	N	0	0.00	N	0	0.00	N	0	3.00	N	2
03/2024	33.08	N	2	0.00	N	0	0.00	N	0	0.00	N	0	3.00	N	2
02/2024	33.08	N	2	0.00	N	0	0.00	N	0	0.00	N	0	3.00	N	2
01/2024	21.00	N	1	0.00	N	0	0.00	N	0	0.00	N	0	4.66	N	2
12/2023	21.00	N	1	0.00	N	0	0.00	N	0	0.00	N	0	4.50	N	2
11/2023	21.00	N	1	0.00	N	0	0.00	N	0	0.00	N	0	4.50	N	2
10/2023	21.00	N	1	0.00	N	0	0.00	N	0	0.00	N	0	4.50	N	2
09/2023	21.00	N	1	0.00	N	0	0.00	N	0	0.00	N	0	4.50	N	2
08/2023	21.00	N	1	0.00	N	0	0.00	N	0	0.00	N	0	4.50	N	2
07/2023	0.00	N	0	0.00	N	0	0.00	N	0	0.00	N	0	4.80	N	1
06/2023	0.00	N	0	0.00	N	0	0.00	N	0	0.00	N	0	0.00	N	0
05/2023	0.00	N	0	0.00	N	0	0.00	N	0	0.00	N	0	0.00	N	0
04/2023	0.00	N	0	0.00	N	0	0.00	N	0	0.00	N	0	0.00	N	0
03/2023	0.00	N	0	0.00	N	0	0.00	N	0	0.00	N	0	0.00	N	0
02/2023	0.00	N	0	0.00	N	0	0.00	N	0	0.00	N	0	0.00	N	0
01/2023	0.00	N	0	0.00	N	0	0.00	N	0	0.00	N	0	0.00	N	0
12/2022	0.00	N	0	0.00	N	0	0.00	N	0	0.00	N	0	0.00	N	0
11/2022	0.00	N	0	0.00	N	0	0.00	N	0	0.00	N	0	0.00	N	0
10/2022	0.00	N	0	0.00	N	0	0.00	N	0	0.00	N	0	0.00	N	0
09/2022	0.00	N	0	0.00	N	0	0.00	N	0	0.00	N	0	0.00	N	0
08/2022	0.00	N	0	0.00	N	0	0.00	N	0	0.00	N	0	0.00	N	0
07/2022	0.00	N	0	0.00	N	0	0.00	N	0	0.00	N	0	0.00	N	0
06/2022	0.00	N	0	0.00	N	0	0.00	N	0	0.00	N	0	0.00	N	0
05/2022	0.00	N	0	0.00	N	0	0.00	N	0	0.00	N	0	0.00	N	0
04/2022	0.00	N	0	0.00	N	0	0.00	N	0	0.00	N	0	0.00	N	0
03/2022	0.00	N	0	0.00	N	0	0.00	N	0	0.00	N	0	0.00	N	0
02/2022	0.00	N	0	0.00	N	0	0.00	N	0	0.00	N	0	0.00	N	0
01/2022	0.00	N	0	0.00	N	0	0.00	N	0	0.00	N	0	0.00	N	0
12/2021	0.00	N	0	0.00	N	0	0.00	N	0	0.00	N	0	0.00	N	0
11/2021	0.00	N	0	0.00	N	0	0.00	N	0	0.00	N	0	0.00	N	0
10/2021	0.00	N	0	0.00	N	0	0.00	N	0	0.00	N	0	0.00	N	0
09/2021	0.00	N	0	0.00	N	0	0.00	N	0	0.00	N	0	0.00	N	0

* BASIC Measures are the absolute SMS scores that are compared within each Safety Event Group to determine the BASIC Score percentiles.

KPI: BASIC Measures by Fleet Size and Cargo Group ToC

Fleet Size: 1-5 PUs

	Unsafe Driving		Hours of Service		Driver Fitness		Controlled Substance		Vehicle Maintenance		HM Compliance		Crash	
Cargo Group (Companies)	Avg.	Comp. to Avg.	Avg.	Comp. to Avg.	Avg.	Comp. to Avg.	Avg.	Comp. to Avg.	Avg.	Comp. to Avg.	Avg.	Comp. to Avg.	Avg.	Comp. to Avg.
General Freight (489020)	0.79	Worse	0.24	Better	0.20	Better	0.02	Better	1.90	Worse	0.01	Better	0.06	Better
RK LOGISTIC INC	16.16		0.00		0.00		0.00		2.40		0.00		0.00	

Estimated ISS Score: 1 Pass ToC About the Inspection Selection System



Estimated ISS Score History - Table ToC

Date	Estimated ISS Score	Recommendation	Algorithm
10/25/2024	1	Pass	Safety Algorithm
09/27/2024	1	Pass	Safety Algorithm
08/30/2024	1	Pass	Safety Algorithm
07/26/2024	1	Pass	Safety Algorithm
06/28/2024	1	Pass	Safety Algorithm
05/31/2024	1	Pass	Safety Algorithm
04/26/2024	1	Pass	Safety Algorithm
03/29/2024	1	Pass	Safety Algorithm
02/23/2024	1	Pass	Safety Algorithm
01/26/2024	1	Pass	Safety Algorithm
12/29/2023	1	Pass	Safety Algorithm
11/24/2023	1	Pass	Safety Algorithm
10/27/2023	1	Pass	Safety Algorithm
09/29/2023	1	Pass	Safety Algorithm
08/25/2023	1	Pass	Safety Algorithm
07/28/2023	72	Optional Inspect	Insufficient Data Algorithm
06/30/2023	64	Optional Inspect	Insufficient Data Algorithm
05/26/2023	65	Optional Inspect	Insufficient Data Algorithm
04/28/2023	67	Optional Inspect	Insufficient Data Algorithm
03/31/2023	63	Optional Inspect	Insufficient Data Algorithm
02/24/2023	64	Optional Inspect	Insufficient Data Algorithm
01/27/2023	65	Optional Inspect	Insufficient Data Algorithm
12/30/2022	63	Optional Inspect	Insufficient Data Algorithm
11/25/2022	63	Optional Inspect	Insufficient Data Algorithm
10/28/2022	63	Optional Inspect	Insufficient Data Algorithm
09/30/2022	63	Optional Inspect	Insufficient Data Algorithm
08/26/2022	63	Optional Inspect	Insufficient Data Algorithm
07/29/2022	63	Optional Inspect	Insufficient Data Algorithm
06/24/2022	63	Optional Inspect	Insufficient Data Algorithm
05/27/2022	63	Optional Inspect	Insufficient Data Algorithm
04/29/2022	63	Optional Inspect	Insufficient Data Algorithm
03/25/2022	63	Optional Inspect	Insufficient Data Algorithm
02/25/2022	63	Optional Inspect	Insufficient Data Algorithm
01/28/2022	63	Optional Inspect	Insufficient Data Algorithm
12/31/2021	63	Optional Inspect	Insufficient Data Algorithm
11/26/2021	63	Optional Inspect	Insufficient Data Algorithm
10/29/2021	66	Optional Inspect	Insufficient Data Algorithm
09/24/2021	66	Optional Inspect	Insufficient Data Algorithm

Investigation Results ToC

No Investigations reported on FMCSA website

Penalties History ToC

There is a problem with the Penalties data on FMCSA website.

Acute Critical Violations (Based on Investigations as per CSA Methodology Appendix A) ToC

No Data



No red flag violations in the last 24 months

DOT Registration Information: The following information on this specific DOT # is from the Federal DOT (as of Operating Authority)					
DOT Registration: 09/23/2021		Total Power Units: 2	Total Trucks: 2	Total Trailers: 0	Total Passenger Vehicles: 0
Status	Entity Type	Organization Type	Nation	Total Cars	Drivers / CDL Drivers
A	C	-	US	0	3 / 3
MCS-150 Date	Op Codes	Shipper Op Codes	Shipper HazMat Op Codes	Latest Review Type	Latest Review Document Number(Date)
04/25/2024	A				- (01/01/1900)
MCS-150 Mileage (Year)	Record Update Date	Transports Hazmats	DOT Census Date	Recordable Accident Rate	Preventable Accident Rate
99,589 (2023)	04/25/2024	N	09/23/2021	0%	0%
MCS-151 Mileage	Safety Rating (Date)	SEA Accident	SEA Driver	SEA Vehicle	SEA Management
0	None (None)	0%	0%	0%	0%
Classification Codes		Cargo Carried (per MCS-150)			
Authorized-For-Hire		General Freight			

DOT MCS-150 History ToC			(as of 08/09/2023 DOT census)						
Census Date	MCS-150 Date	MCS-150 Mileage	VMT Year	Power Units	Drivers	Trailers	Company Rep1	Company Rep2	Email
8/9/2023	7/10/2023	10595	2021	1	1	1	RAMAN PREET KAUR		RAMNY.NIJJAR@GMAIL.COM
7/9/2023	6/25/2023	10000	2021	1	1	1	RAMAN PREET KAUR		RAMNY.NIJJAR@GMAIL.COM
3/9/2022	2/15/2022	10000	2021	1	1	1	RAMAN PREET KAUR		RAMNY.NIJJAR@GMAIL.COM
10/9/2021	9/23/2021	0		1	1	1	RAMAN PREET KAUR		RAMNY.NIJJAR@GMAIL.COM

Crash Summary Chart ToC Crashes Summary - Chart (based on all available crash data)

No Data

Crashes Summary - Table (based on all available crash data) ToC										
	TOTAL	Last 6 months	7-12 months	13-18 months	19-24 months	25-30 months	30-36 months	37-41 months	42-48 months	Over 49 months
Total Reportable	0	0	0	0	0	0	0	0	0	0
Fatalities	0	0	0	0	0	0	0	0	0	0
Injuries	0	0	0	0	0	0	0	0	0	0
Tow Away	0	0	0	0	0	0	0	0	0	0
With Citations	0	0	0	0	0	0	0	0	0	0
Federal Recordable	0	0	0	0	0	0	0	0	0	0
Preventable	0	0	0	0	0	0	0	0	0	0
Crash per Pwr Unit	-	0.0%	0.0%	0.0%	0.0%	0.0%	0.0%	0.0%	0.0%	-

Inspection Summary ToC			
The following inspection information is based on results for 24 months prior to: 11/06/2024. Please note that the total inspections number is not necessarily the total of the vehicle, driver and hazmat inspections, as one inspection may have included any combination of the below inspections.			
Overall	Vehicle	Driver	Hazmat
(Please note that the total inspections number is not necessarily the total of the vehicle, driver and hazmat inspections, as one inspection may have included any combination of the below inspections) Total Inspections: 4 Total Out of Service: 1 Out of Service: 25% National Average: 20.91% Difference: 4.09%	Total Inspections: 4 Total Out of Service: 1 Out of Service: 25.00% National Average: 24.66% Difference: 0.34%	Total Inspections: 4 Total Out of Service: 0 Out of Service: 0.00% National Average: 6.73% Difference: -6.73%	Total Inspections: 0 Total Out of Service: 0 Out of Service: 0.00% National Average: 3.12% Difference: -3.12%



KPI: Inspection Viol OOS Rates by Cargo Group ToC

Cargo Group	OVERALL		VEHICLE		DRIVER		HAZMAT	
	Average	Compared to Average	Average	Compared to Average	Average	Compared to Average	Average	Compared to Average
General Freight	28.79%	Better	24.89%	Worse	12.73%	Better	0.23%	Better
RK LOGISTIC INC	25.00%		25.00%		0%		0%	

FHWA Registration Information: The following data on this Motor Carrier is from the Federal Hwy Administration (as of 1/9/2023)

Docket Number	DOT Number	Company Name	DBA Name	Address	City	State	Country	ZIP Code
MC1315718	3729177	RK LOGISTIC INC		10400 ARROW ROUTE APT M4	RANCHO CUCAMONGA	CA	US	91730
Phone Number	Fax Number	Mail Address	Mail City	Mail State	Mail Contry	Mail ZIP Code	Mail Phone Number	Mail Fax Number
(951)-905-3636								
Date of Last Change	Freight	Passenger	Household Goods	Active Authority	Pending Authority	Revocation Pending Authority		
1/9/2023	Y	N	N	/ Common /	/	/		

Insurance Required (as of 04/30/2024) ToC

Docket Number	Insurance Type	Insurance Required	Insurance on File
MC1315718	BIPD	\$750k	\$750k
MC1315718	Cargo	No	No
MC1315718	Bond	No	No

Active / Pending Insurance (as of 04/30/2024)

Docket Number	Form	Type	Insurance Carrier	Policy/Surety	Coverage From	Coverage To	Required	On File	Effective Date	Cancel Date
MC1315718	91X	BIPD/Primary	UNITED FINANCIAL CASUALTY COMPANY	CA00698492	\$0k	\$750k	\$750k	\$750k	12/20/2022	-

Insurance History (as of 04/30/2024)

No Data for Insurance History (as of 04/30/2024)

FHWA Authorities (as of 04/30/2024) ToC

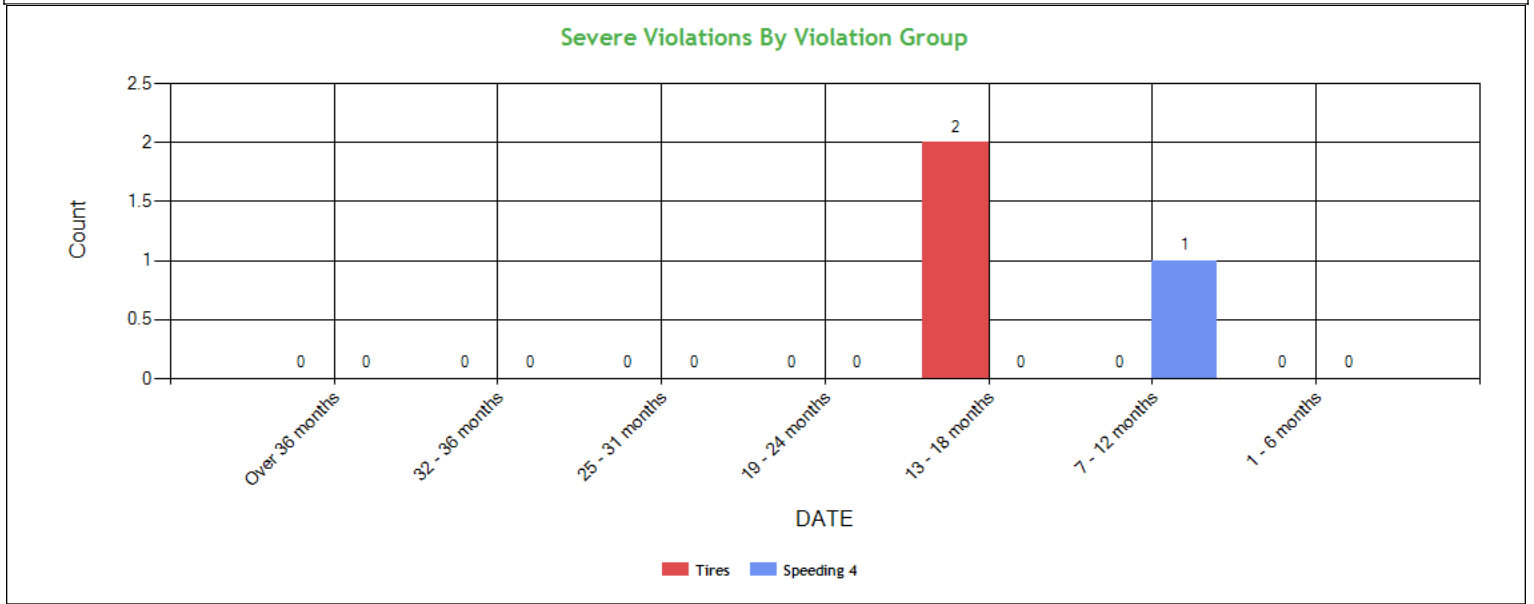
Docket#	L&I Name	Active Authority	Inactive Authority	Pending Authority	Revocation Pending Authority	Freight	Passenger	Household Goods
MC1315718	RK LOGISTIC INC	Common /				Yes	No	No



Authority History (as of 04/30/2024)

Docket Number	Sub	Auth Type	Original Action	Disposition
MC1315718		COMMON	GRANTED 1/9/2023 12:00:00 AM	

Severe Violations (i.e. those with >= 8 points) - Chart : 2 Violations 2 occurrences ToC



Severe Violations (i.e. those with >= 8 points) - Table : 2 Violations 3 occurrences ToC

Code	Description	Category	BASIC Weight	Total count	Last 6 month s	7-12 month s	13-18 month s	19-24 month s	25-31 month s	32-36 month s	Over 36 month s
393.75A	Flat tire or fabric exposed	Tires	8	2	0	0	2	0	0	0	0
392.2SLLS4	State/Local Laws - Speeding 15 or more miles per hour over the speed limit	Speeding 4	10	1	0	1	0	0	0	0	0

Violation Report ToC

Inspection Date	Inspection State	BASIC	Violation Description	OOS	VIN	Severity Points
02/15/2024	TN	Unsafe Driving	392.2SLLS4 - State/Local Laws - Speeding 15 or more miles per hour over the speed limit	No	3AKJGLDR5JSHU5398	10
08/22/2023	NM	Vehicle Maintenance	396.5BHLOW - Hubs - oil and/or Grease Leaking from hub - outer wheel	Yes	1JJV532D7HL016321	2
08/22/2023	NM	Unsafe Driving	392.16 - Failing to use seat belt while operating CMV	No	3AKJGLDR5JSHU5398	7
07/17/2023	NM	Vehicle Maintenance	393.75A - Flat tire or fabric exposed	No	1JJV532D2JL048387	8

No filters were applied when generating this report, see the live report for more options.

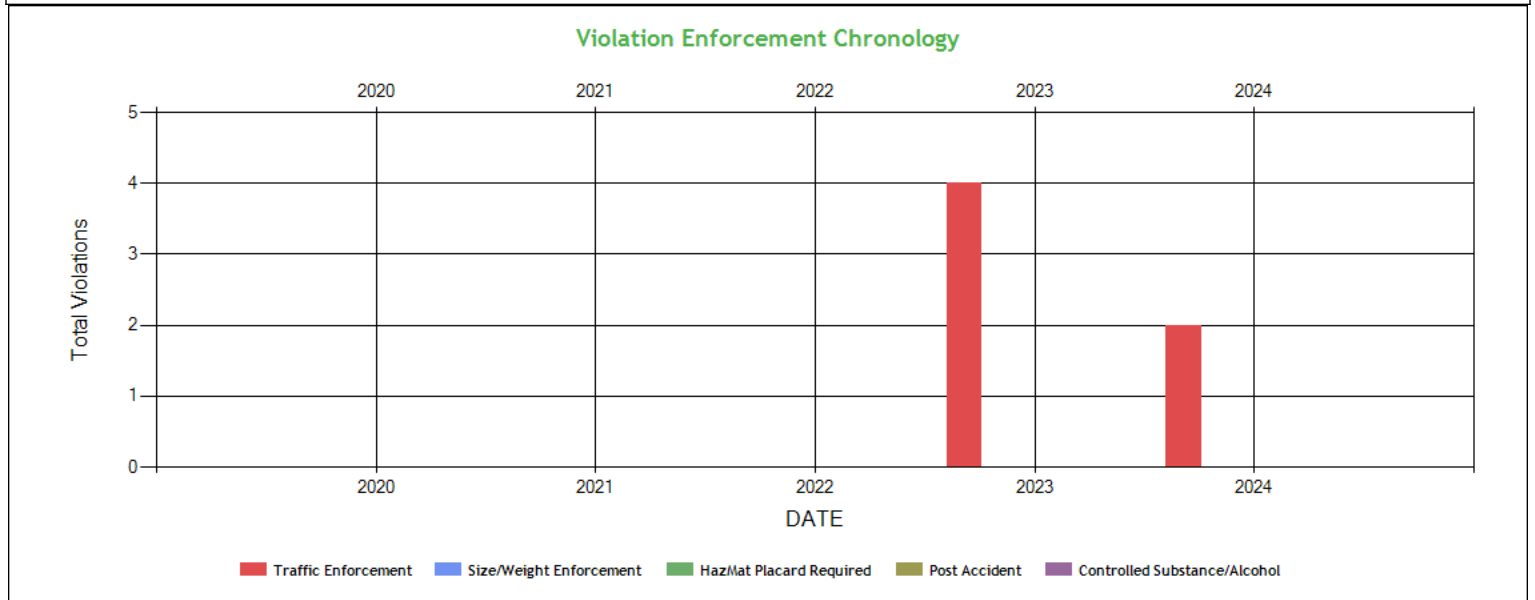


Violation Summary [ToC](#)

BASIC	Violation Group	Code	Description	# of Violations	# of OOS Violations	Severity Points
Unsafe Driving	Speeding 4	392.2SLLS4	State/Local Laws - Speeding 15 or more miles per hour over the speed limit	1	0	10
Vehicle Maintenance	Tires	393.75A	Flat tire or fabric exposed	1	0	8
Unsafe Driving	Seat Belt	392.16	Failing to use seat belt while operating CMV	1	0	7
Vehicle Maintenance	Wheels, Studs, Clamps, Etc.	396.5BHLOW	Hubs - oil and/or Grease Leaking from hub - outer wheel	1	1	2

No filters were applied when generating this report, see the live report for more options.

Violation Enforcement Chronology - Chart [ToC](#)

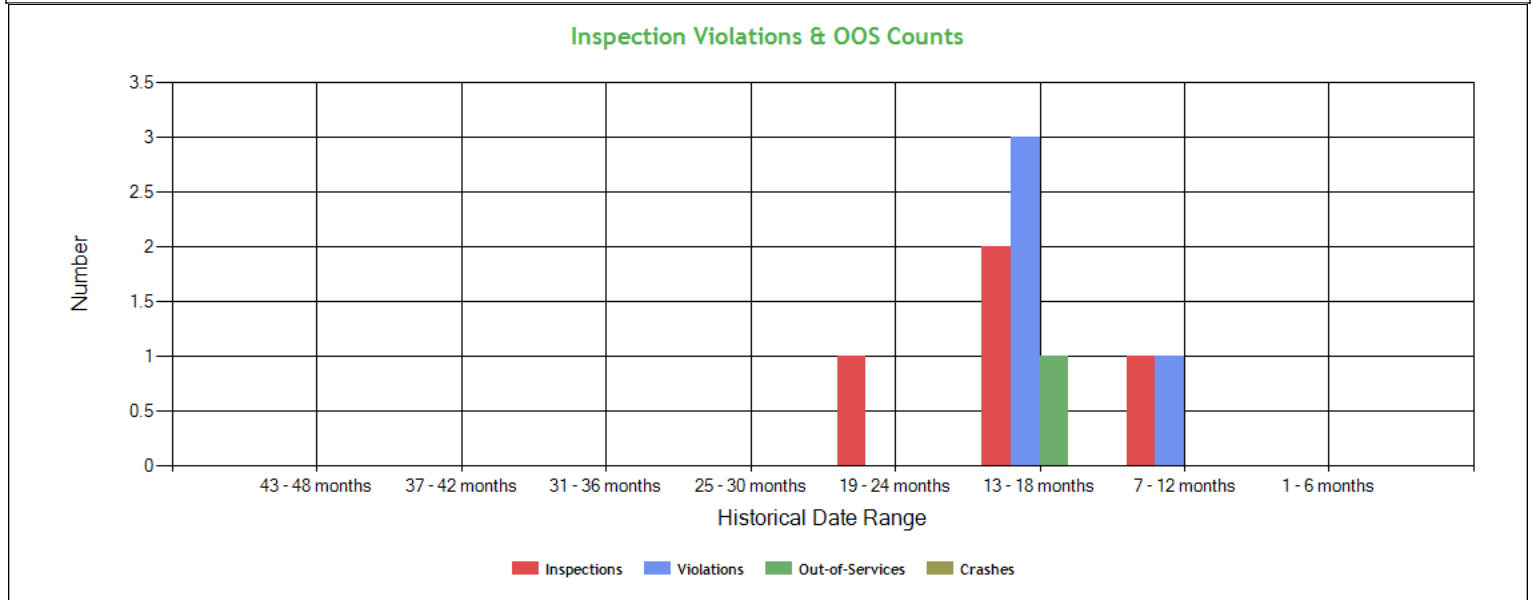


Violation Enforcement Chronology - Table [ToC](#)

	2020	2021	2022	2023	2024
Traffic Enforcement	0	0	0	4	2
Size/Weight Enforcement	0	0	0	0	0
HazMat Placard Required	0	0	0	0	0
Post Accident	0	0	0	0	0
Controlled Substance/Alcohol	0	0	0	0	0



Inspection Violations & OOS Counts - Chart ToC



Inspection Violations & OOS Counts - Table ToC

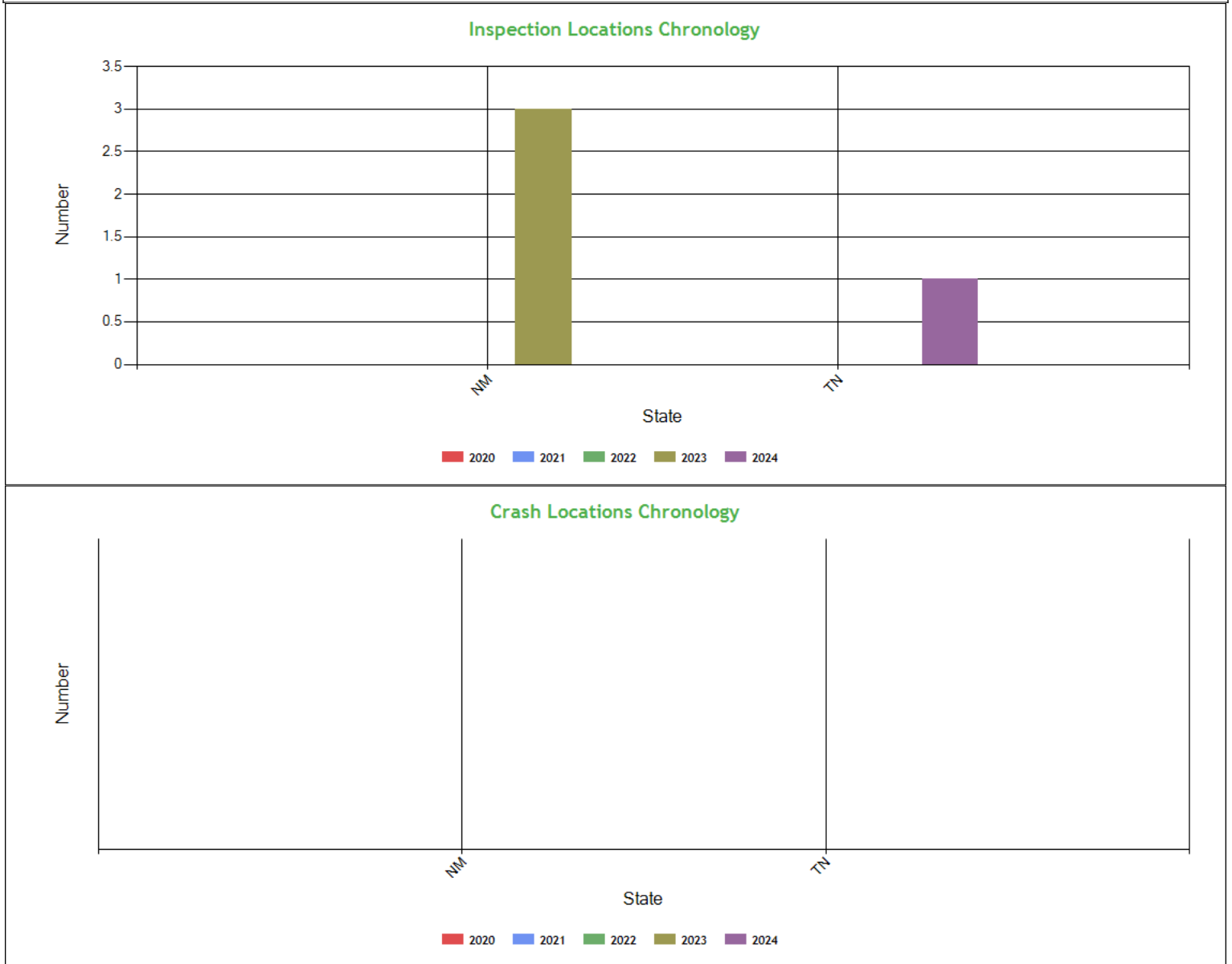
Date Range	Inspections	Violations	Out-of-Services	Crashes
TOTAL	4	4	1	0
1 - 6 months	0	0	0	0
7 - 12 months	1	1	0	0
13 - 18 months	2	3	1	0
19 - 24 months	1	0	0	0
25 - 30 months	0	0	0	0
31 - 36 months	0	0	0	0
37 - 42 months	0	0	0	0
43 - 48 months	0	0	0	0

Radius of Operation (based on Inspections and Crashes during the past 3 years) ToC

	Total	Drive between 0 and 50 miles radius	Drive between 51 and 200 miles radius	Drive between 201 and 300 miles radius	Drive between 301 and 400 miles radius	Drive between 401 and 500 miles radius	Drive between 501 and 600 miles radius	Drive beyond 600 miles radius
Power Units (i.e. unique VINs)	2	0	0	0	0	0	1	1
Percent	100%	0%	0%	0%	0%	0%	50%	50%



Inspection & Crash Locations - Chart ToC



Inspection & Crash Locations - Table ToC

State	Inspections					Violations					Out-of-Services					Crashes				
	2020	2021	2022	2023	2024	2020	2021	2022	2023	2024	2020	2021	2022	2023	2024	2020	2021	2022	2023	2024
TOTAL	0	0	0	3	1	0	0	0	3	1	0	0	0	1	0	0	0	0	0	0
NM	0	0	0	3	0	0	0	0	3	0	0	0	0	1	0	0	0	0	0	0
TN	0	0	0	0	1	0	0	0	0	1	0	0	0	0	0	0	0	0	0	0

Hot Spot Summary ToC

Year	Month	Level 5	Level 5 %	Level 4	Level 4 %	Level 3	Level 3 %	Level 2	Level 2 %	Level 1	Level 1 %	Level 0	Level 0 %	Levels 1 - 5	Levels 1 - 5 %
2024	February (Partial)	0	0.00%	0	0.00%	1	100.00%	0	0.00%	0	0.00%	0	0.00%	1	100.00%
Totals		0	0.00%	0	0.00%	1	100.00%	0	0.00%	0	0.00%	0	0.00%	1	100.00%

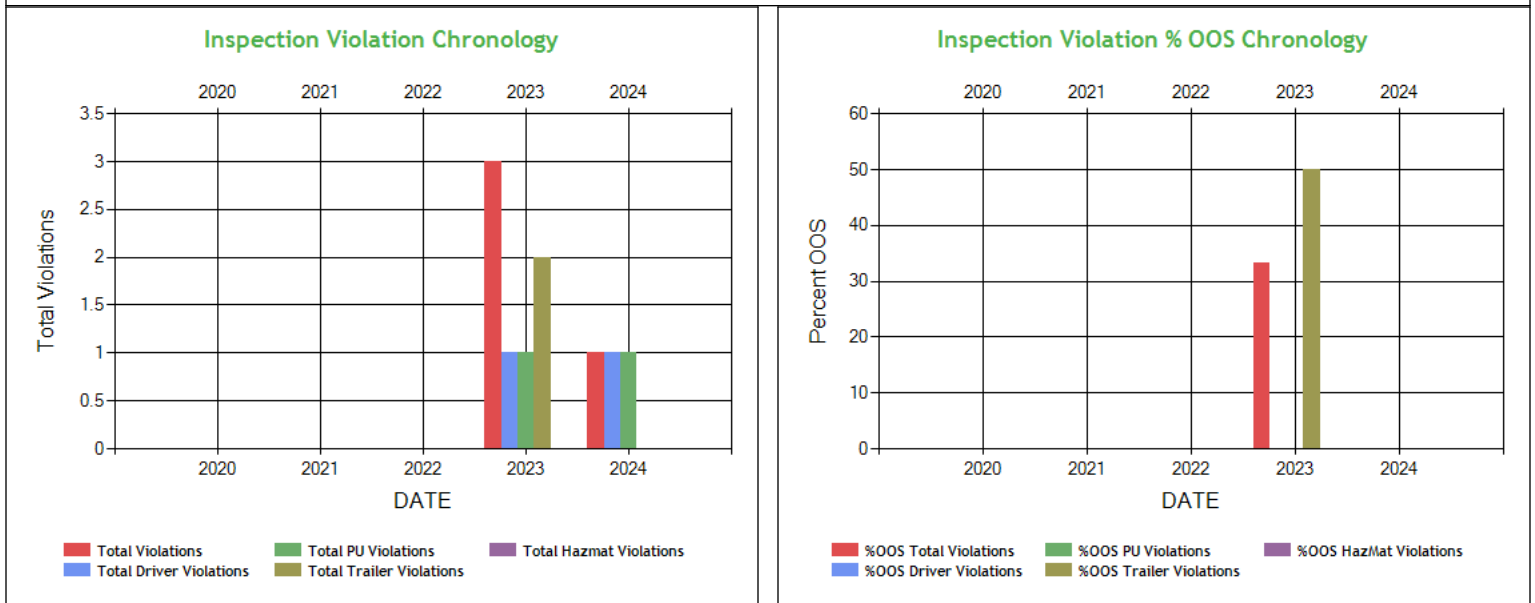


Hot Spot Analysis

State	County	Level	Count	Percentage
TN	Shelby	3	1	100.00%

Report generated using the last 12 full months of inspection data

Inspection Violation % OOS Chronology - Chart [ToC](#)

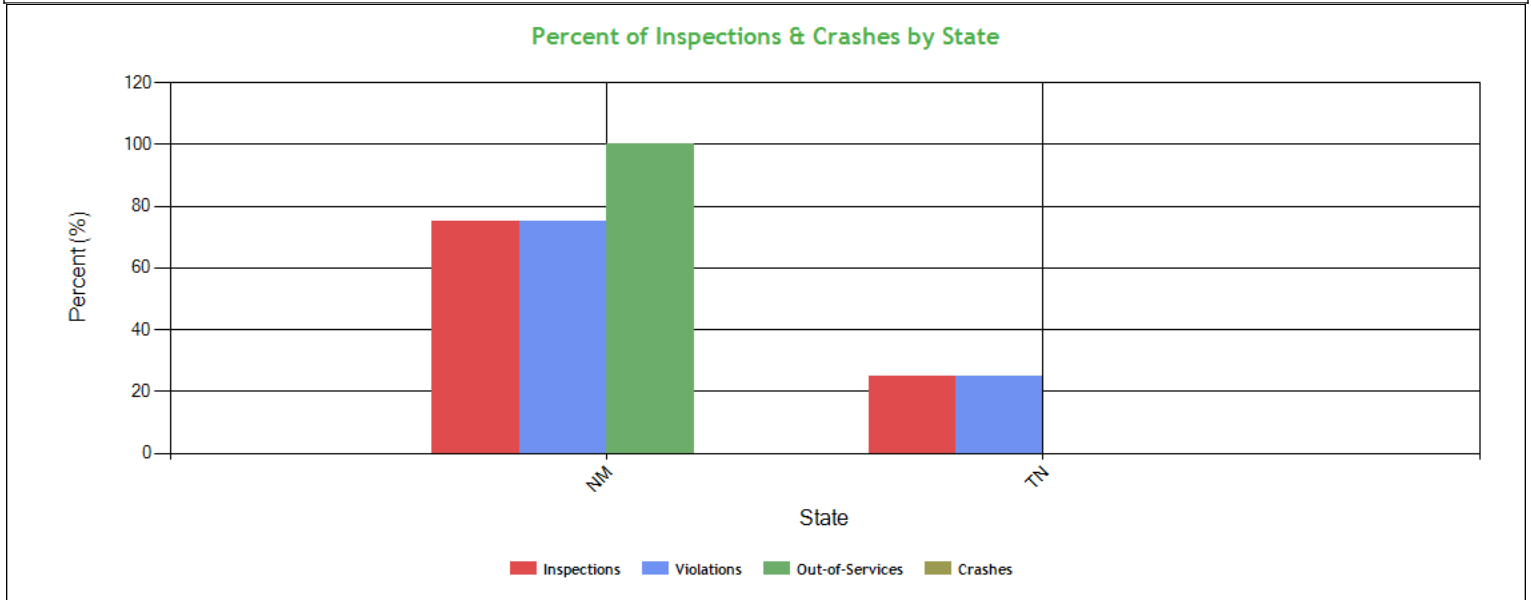


Inspection Violation % OOS Chronology - Table [ToC](#)

	2020	2021	2022	2023	2024
Total Violations	0	0	0	3	1
Total Out Of Services	0	0	0	1	0
%OOS Total Violations	0	0	0	33.33	0
Total Driver Violations	0	0	0	1	1
Total Driver Out Of Services	0	0	0	0	0
%OOS Driver Violations	0	0	0	0	0
Total PU Violations	0	0	0	1	1
Total PU Out Of Services	0	0	0	0	0
%OOS PU Violations	0	0	0	0	0
Total Trailer Violations	0	0	0	2	0
Total Trailer Out Of Services	0	0	0	1	0
%OOS Trailer Violations	0	0	0	50.0	0
Total Hazmat Violations	0	0	0	0	0
Total Hazmat Out Of Services	0	0	0	0	0
%OOS HazMat Violations	0	0	0	0	0



Percent of Insp & Crash by State - Chart ToC



Percent of Insp & Crash by State - Table (based on Inspection data from the last 4 years) ToC

State	Inspections		Violations		Out-of-Services		Crashes	
	Total	Percent	Total	Percent	Total	Percent	Total	Percent
	4	100	4	100	1	100	0	100
NM	3	75	3	75	1	100	0	0
TN	1	25	1	25	0	0	0	0

VIN Insp Summary by State (based on inspection from the last 2 years) ToC

VIN	Insp	Viol Pts	Counts in each State			
			NM		TN	
			Insp	Viol Pts	Insp	Viol Pts
TOTALS	7/52*	4/27**	3	17	1	10
3AKJGLDR5JSHU5398	2	17	1	7	1	10
1JJV532D2JL048387	1	8	1	8	0	0
1JJV532D7HL016321	1	2	1	2	0	0
3H3V532C8KR211856	1	0	1	0	0	0
4V4NC9EH0NN296362	1	0	1	0	0	0

*<Total number of inspections for these 5 VIN(s)>/n<Total number of inspections for these 2 state(s)>

**<Total severity sum for these 5 VIN(s)>/n<Total severity sum for these 2 state(s)>

Violations By Unit Type ToC

of Violations: 4 Total Severity: 27 based on inspections in the last 2 years

Violation Unit: Driver	# of Violations: 2	Total Severity: 17	% of Total: 62.96%
Viol. Group: Speeding 4	# of Violations: 1	Total Severity: 10	% of Total: 37.04%
Violation	Number of Occurrences	Viol. Severity	Total Severity
392.2SLLS4:State/Local Laws - Speeding 15 or more miles per h	1	10	10
Viol. Group: Seat Belt	# of Violations: 1	Total Severity: 7	% of Total: 25.93%
392.16:Failing to use seat belt while operating CMV	1	7	7
Violation Unit: Trailer	# of Violations: 2	Total Severity: 10	% of Total: 37.04%
Viol. Group: Tires	# of Violations: 1	Total Severity: 8	% of Total: 29.63%



Violation	Number of Occurrences	Viol. Severity	Total Severity
393.75A:Flat tire or fabric exposed	1	8	8
Viol. Group: Wheels Studs Clamps Etc.	# of Violations: 1	Total Severity: 2	% of Total: 7.41%
396.5BHLOW:Hubs - oil and/or Grease Leaking from hub - outer	1	2	2

Equipment Ownership ToC Equipment Ownership (based on MCS-150 dated 4/25/2024)					
	Trucks	Tractors	Trailers	Motor Coaches	Vans
Owned	0	2	0	0	0
Term Leased	0	0	0	0	0
Trip Leased	0	0	0	0	0
Total No.	0	2	0	0	0

Equipment Details Power Units ToC									
VIN	Latest Insp Date	Year	Make	Model	Body Class	Body Type	Axles	Len	Fuel Type
3AKJGLDR5JS HU5398	02/15/2024	2018	FREIGHTLINER	Cascadia	Truck-Tractor	-	-	-	Diesel
4V4NC9EH0NN 296362	07/17/2023	2022	VOLVO	VNL	Truck-Tractor	-	-	-	-

Equipment Details Trailers									
VIN	Latest Insp Date	Year	Make	Model	Body Class	Body Type	Axles	Len	Fuel Type
1GRAP0522FT5 93981	02/15/2024	2015	GREAT DANE	Great Dane Trailers	Trailer	-	2	-	-
1JJV532D7HL01 6321	08/22/2023	2017	WABASH NATIONAL	Dry Van Duraplate	Trailer	Van Trailer	2	53	-
1JJV532D2JL04 8387	07/17/2023	2018	WABASH NATIONAL	Dry Van Duraplate	Trailer	Van Trailer	2	53	-
3H3V532C8KR2 11856	01/19/2023	2019	HYUNDAI OF MEXICO	HYUNDAI TRANSLEAD	Trailer	Van Trailer	2	53	-

Vehicle Age ToC				
Year	# Power Units	PU Percentage	# Trailers	Trailres Percentage
2022	1	50.00%	0	0.00%
2019	0	0.00%	1	25.00%
2018	1	50.00%	1	25.00%
2017	0	0.00%	1	25.00%
2015	0	0.00%	1	25.00%

Based on 24 months of inspection data, see the live report for more options

States of Power Unit Registrations ToC		
State	NM	TN
Number of Power Units	2	1



Equipment Acquisitions - Table [ToC](#)

	Power Units inspected for 1st time in past 12 months	Power Units inspected for 1st time in past 24 months	Power Units inspected during entire date range		Trailers inspected for 1st time in past 12 months	Trailers inspected for 1st time in past 24 months	Trailers inspected during entire date range
Unique VINs	1	2	2		1	4	4
Unique License Plates	1	2	2		1	4	4
License Plate States	1	2	2		1	3	3

Driver Details [ToC](#)**Driver Details** (based on MCS-150 dated 4/25/2024)

	Within 100 mi	Beyond 100 mi	TOTAL
# Drivers Interstate	0	3	3
# Drivers Intrastate	0	0	0
TOTAL	0	3	/
Avg. # Trip Lease Drivers/Mo: 0 # Drivers Grand Total: 3 # Drivers Commercially Licensed: 3			

Shared VIN Summary [ToC](#)

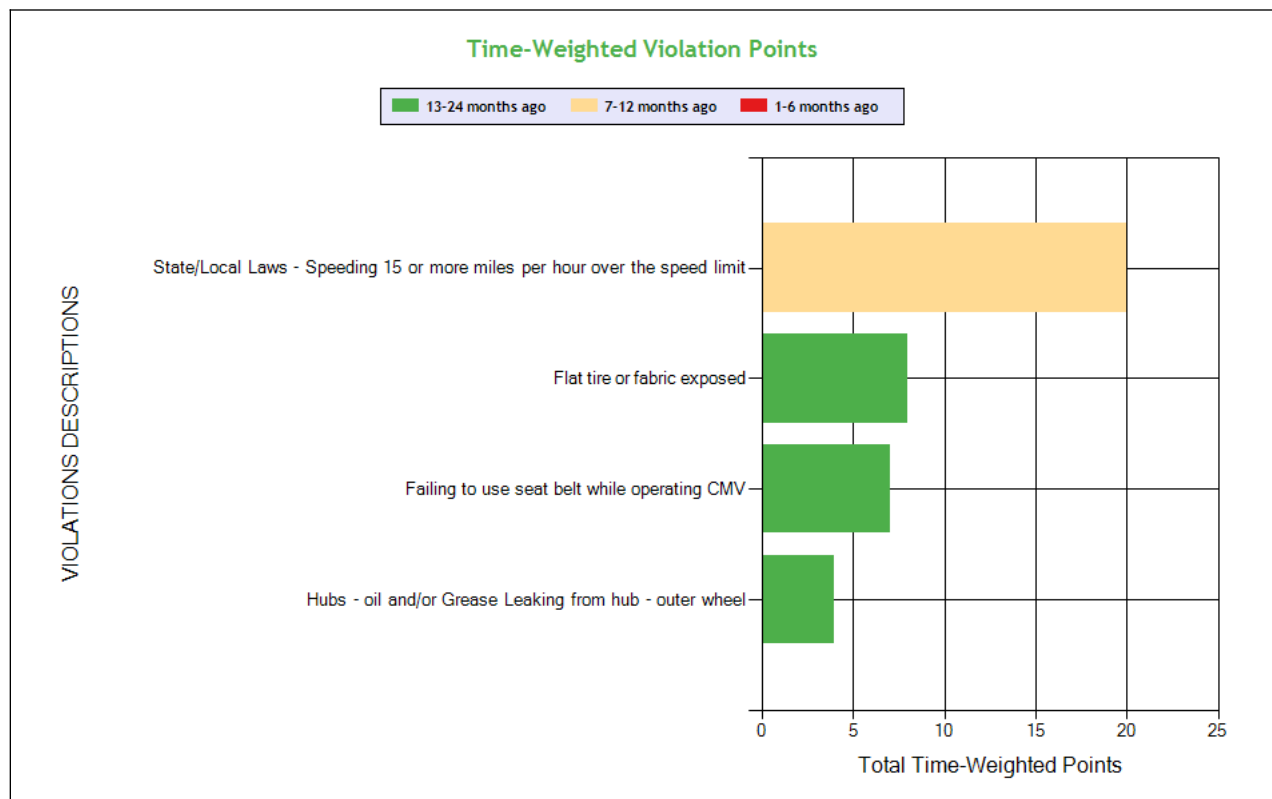
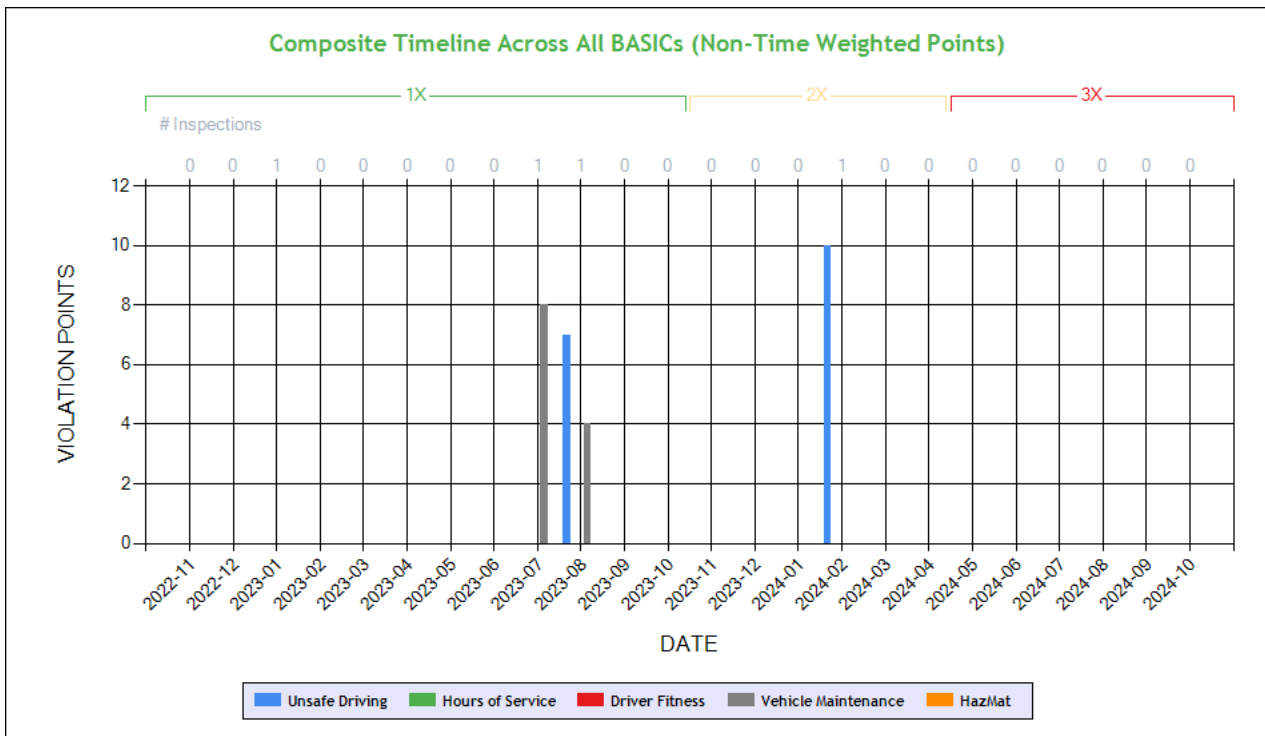
No Data

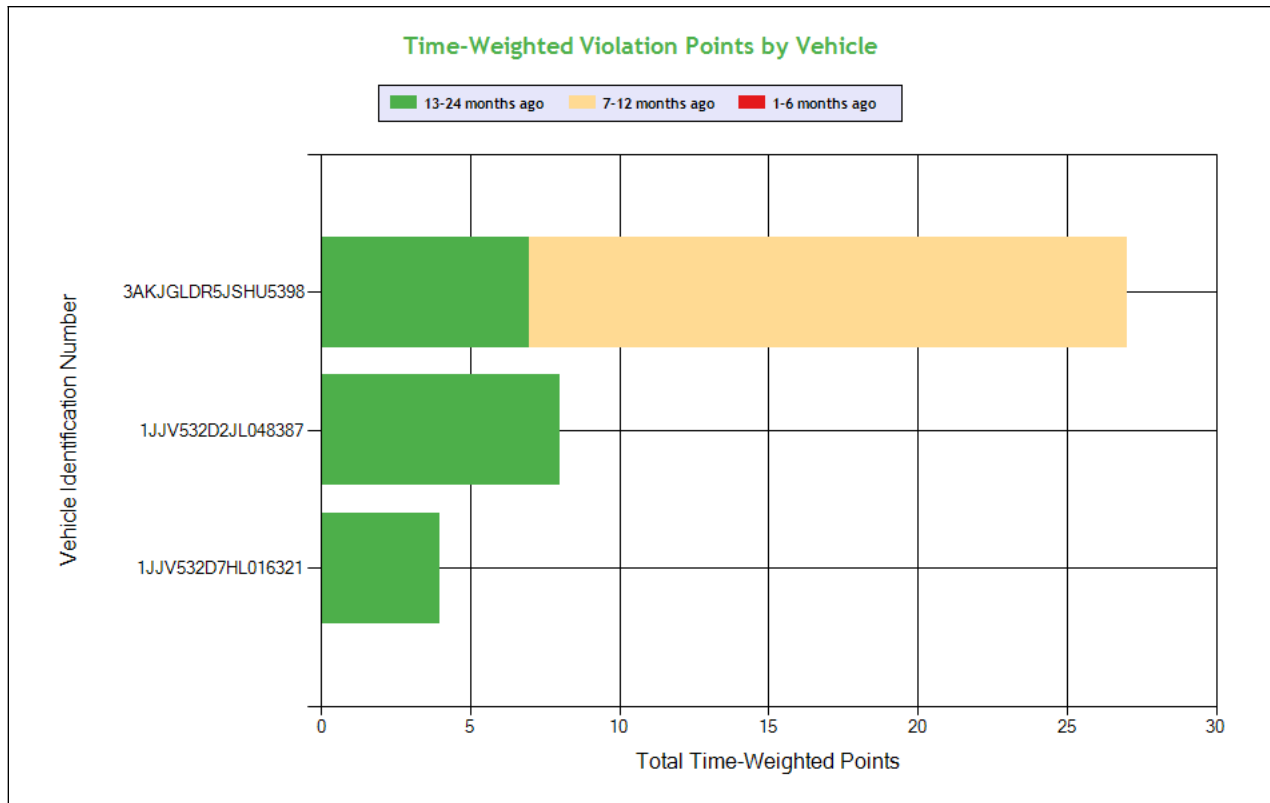
SHIPPERS DETAIL [ToC](#) based on Inspection results for the last 4 years

Shipper Name	Number of Inspections	Shipper Name	Number of Inspections
No Shipper listed	1	BRADSHAW HOME	1
LINKW TECHNOLOGY LOGISTICS INC	1	SAME	1



Carrier Underwriting Report Safety Summary ToC





See the Excel file for the complete analysis

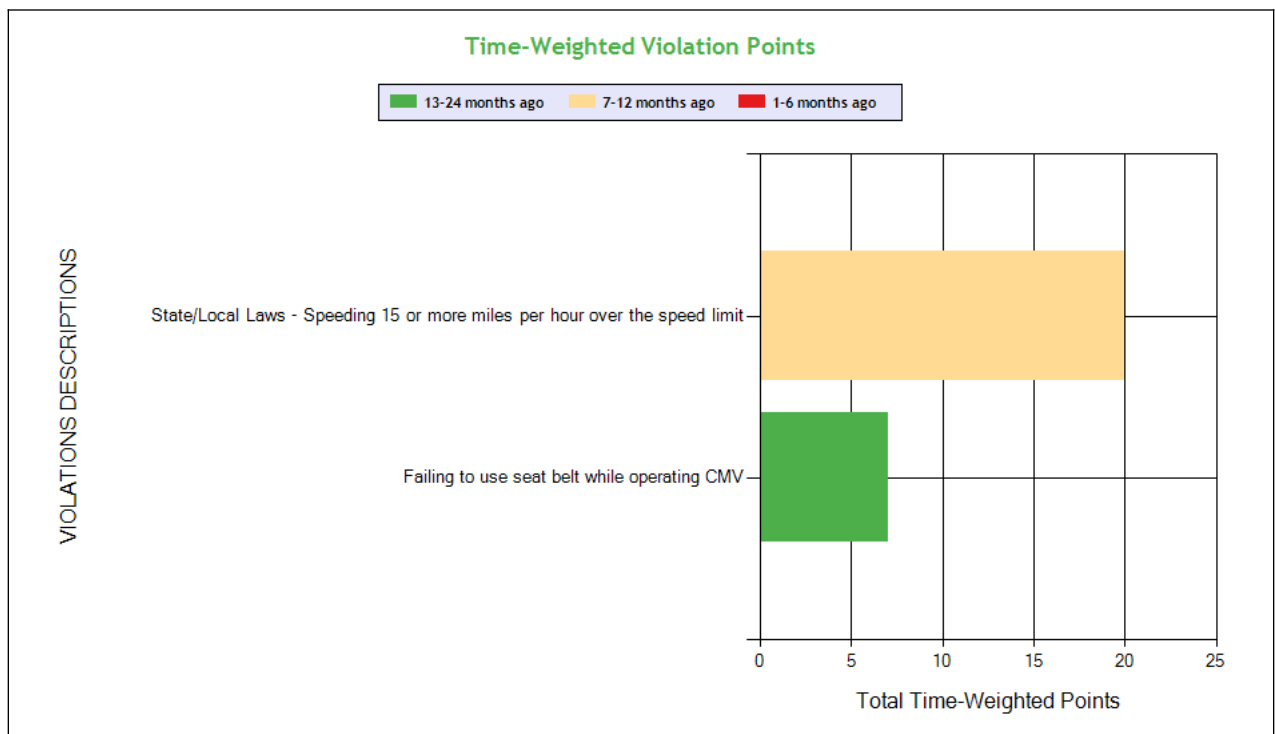
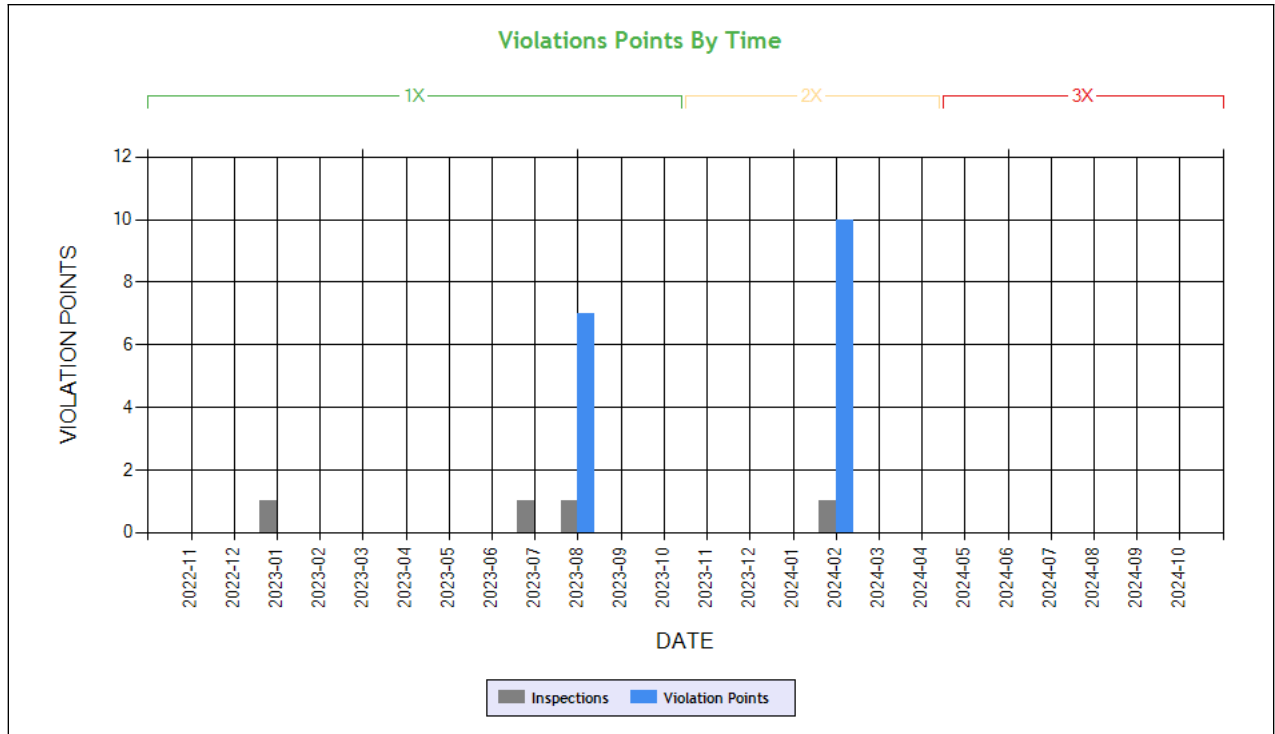
Violations is in (1-6/7-12/13-24mo)

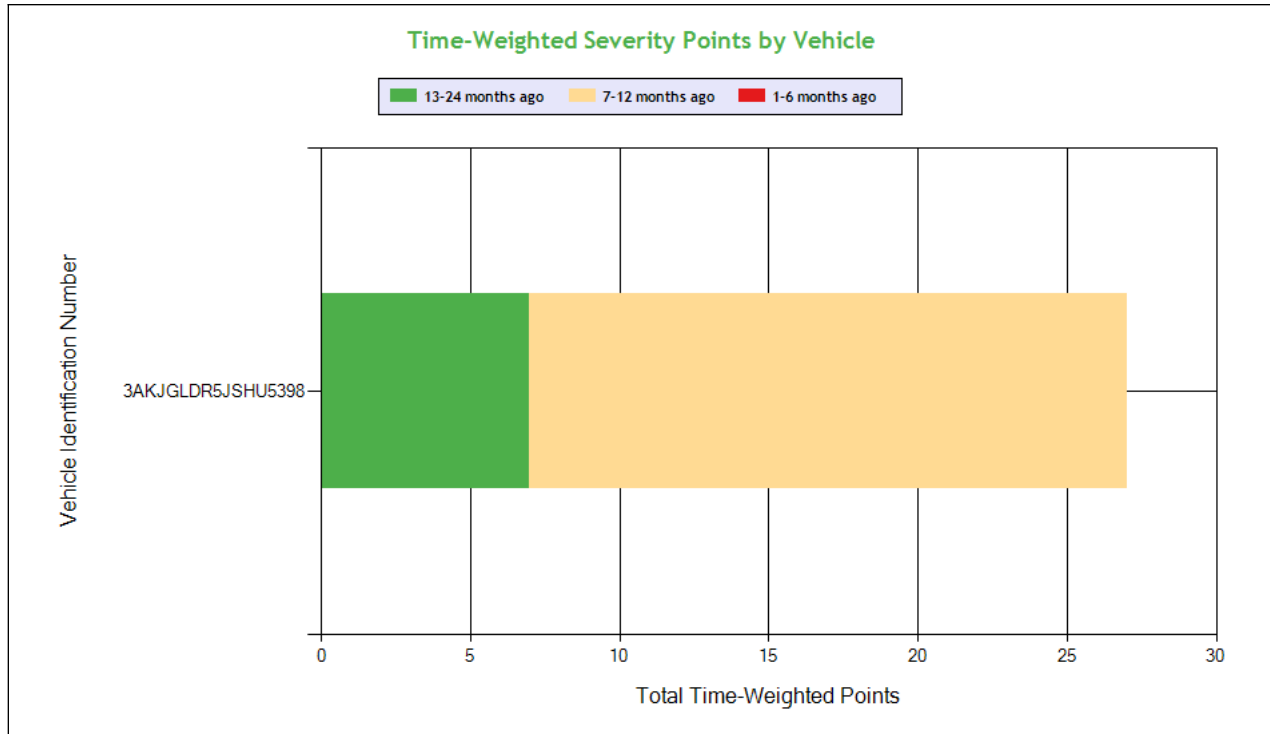
Shaded = Out Of Service Violation						
Violation Group			Speeding 4	Tires	Seat Belt	Wheels, Studs, Clamps, Etc.
Violation Description	Total Time-weighted Points by VIN	% of Total Time-weighted Points by VIN	State/Local Laws - Speeding 15 or more miles per hour over the speed limit	Flat tire or fabric exposed	Failing to use seat belt while operating CMV	Hubs - oil and/or Grease Leaking from hub - outer wheel
Driver Resp			Yes	Yes	Yes	Yes
Total Time-weighted Points			20	8	7	4
% Total Time-Wt Pts			51.28	20.51	17.95	10.26
3AKJGLDR5JSHU5398	27	69.23	20 (0/1/0)		7 (0/0/1)	
1JJV532D2JL048387	8	20.51		8 (0/0/1)		
1JJV532D7HL016321	4	10.26				4 (0/0/1)



SAFETY ANALYSIS ToC

Unsafe Driving





See the Excel file for the complete analysis

Violations is in (1-6/7-12/13-24mo)

Shaded = Out Of Service Violation				
Violation Group			Speeding 4	Seat Belt
Violation Description	Total Time-weighted Points by VIN	% of Total Time-weighted Points by VIN	State/Local Laws - Speeding 15 or more miles per hour over the speed limit	Failing to use seat belt while operating CMV
Driver Resp			Yes	Yes
Total Time-weighted Points			20	7
% Total Time-Wt Pts			74.07	25.93
3AKJGLDR5JSHU5398	27	100	20 (0/1/0)	7 (0/0/1)

HOS Compliance

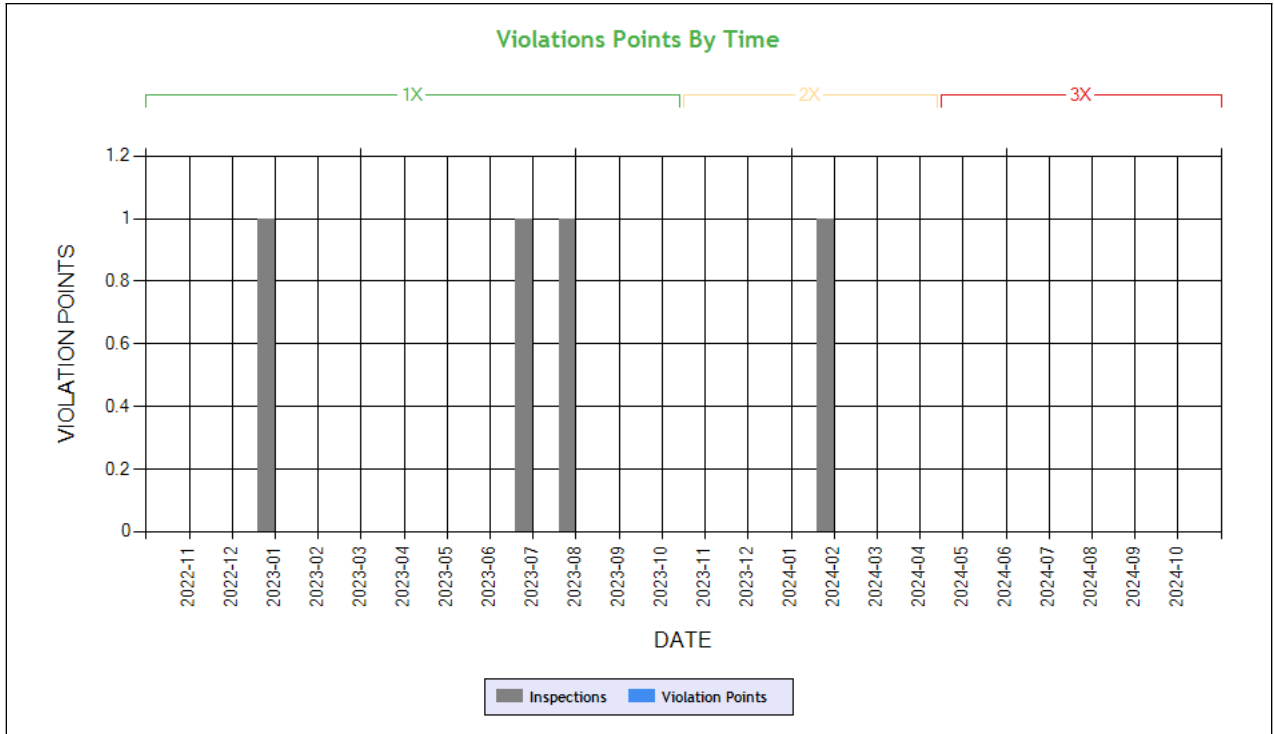
Time-Weighted Violation Points - no data available to draw a chart

Time-Weighted Severity Points by Vehicle - no data available to draw a chart

See the Excel file for the complete analysis

Violations is in (1-6/7-12/13-24mo)

Shaded = Out Of Service Violation		
Violation Group		



Carrier Software
 1-800-646-5152
 info@CarrierSoftware.com

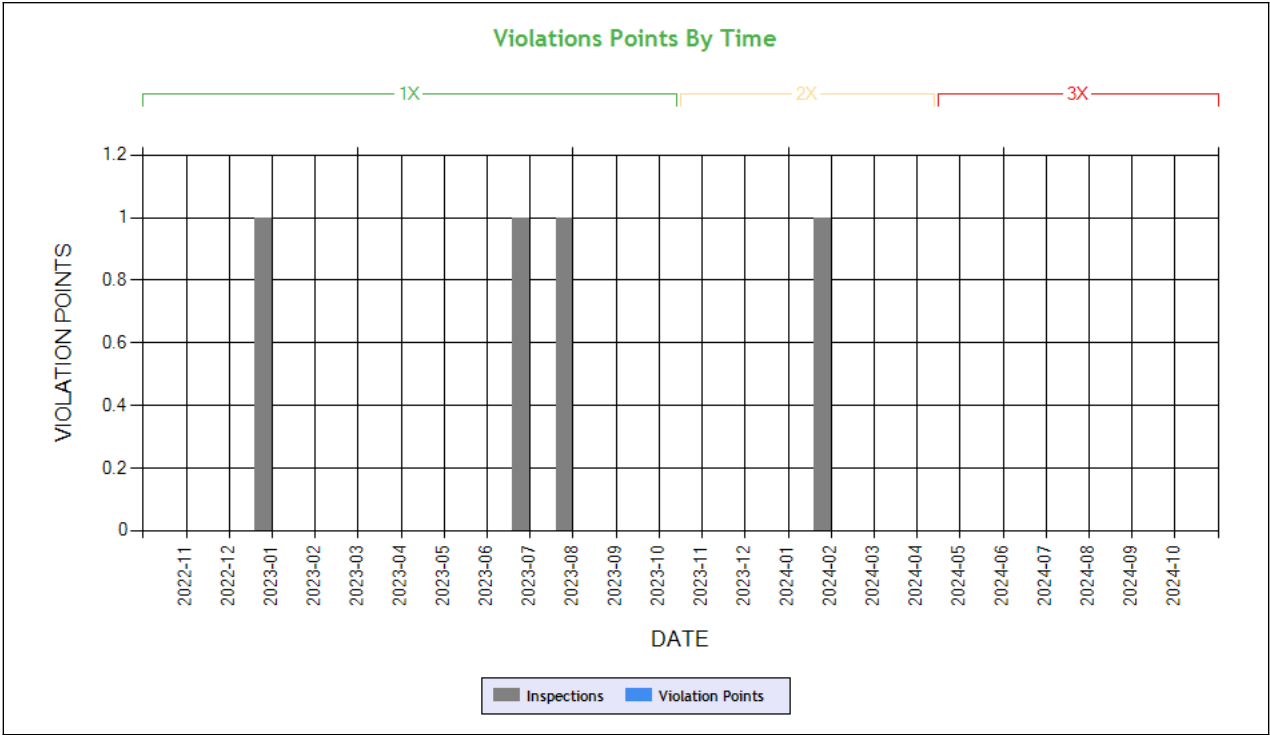
CONFIDENTIAL - Intended for use by Amerigo Insurance Agency - Date: 11/7/2024

RK LOGISTIC INC - DOT# 3729177 / MC1315718

Violation Description	Total Time-weighted Points by VIN	% of Total Time-weighted Points by VIN
Driver Resp		
Total Time-weighted Points		
% Total Time-Wt Pts		



Driver Fitness



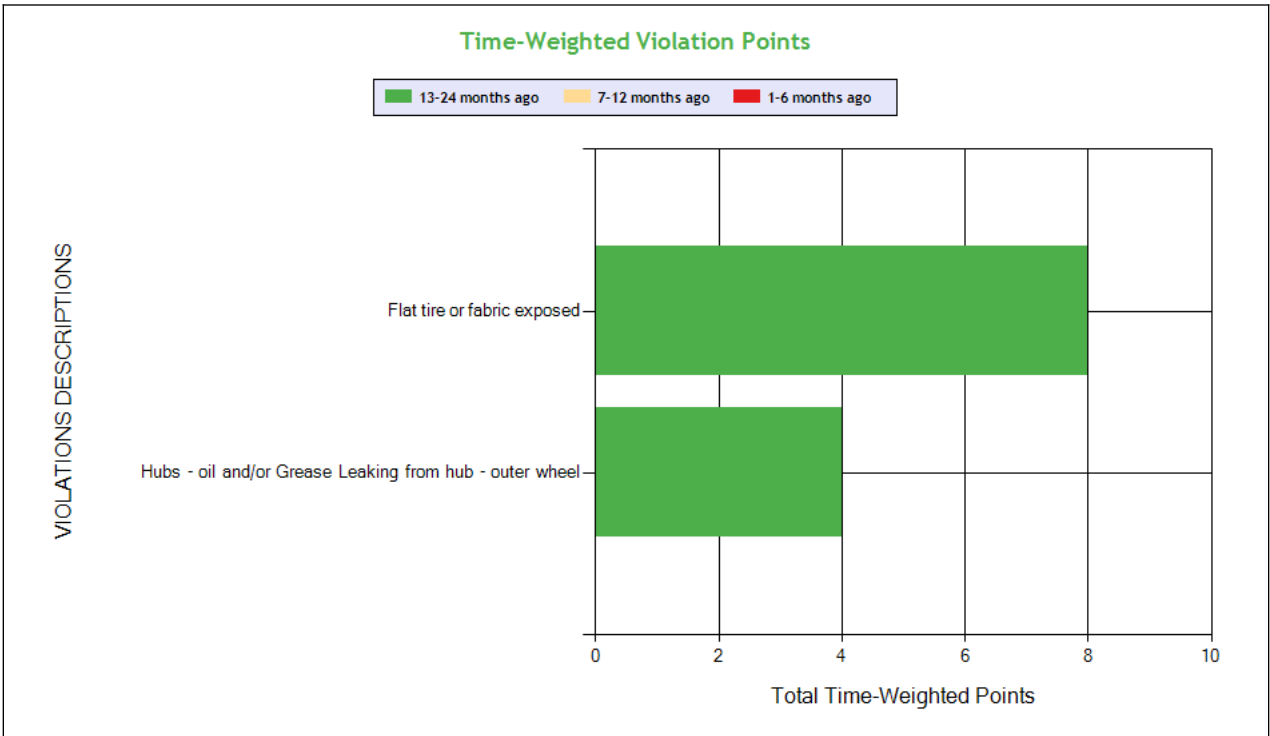
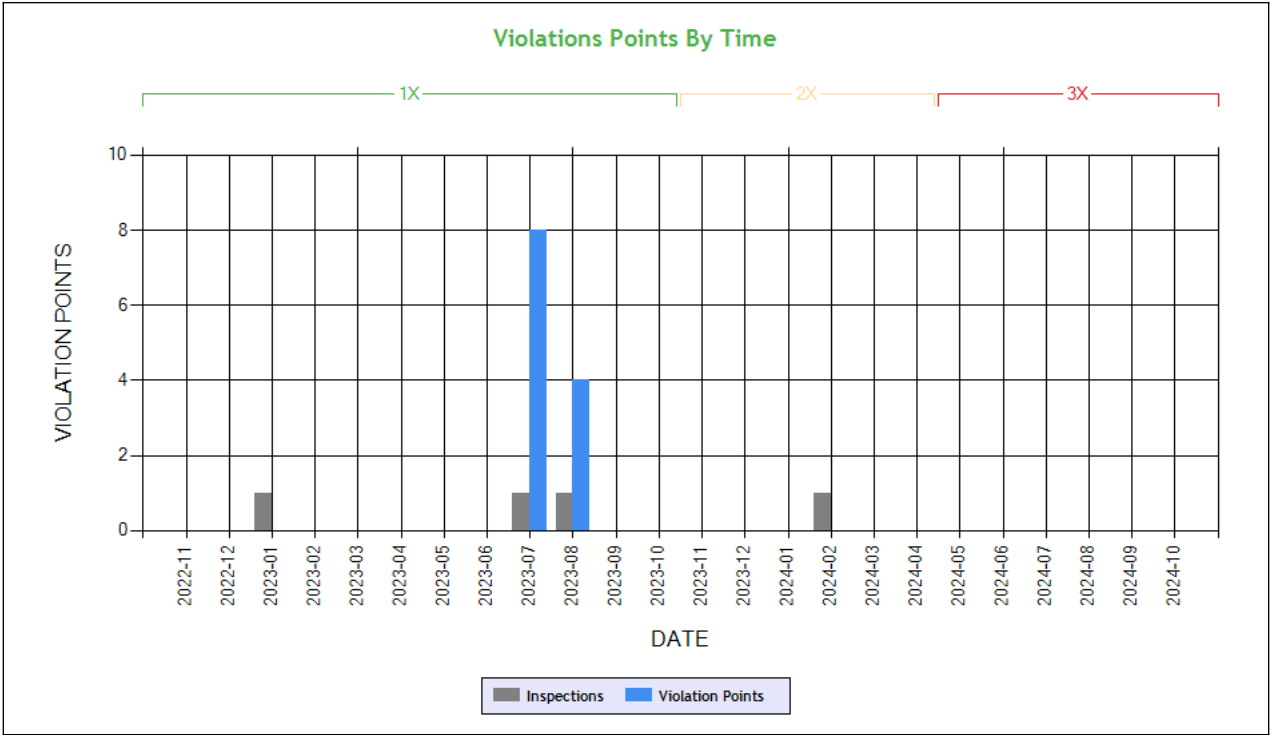
Time-Weighted Violation Points - no data available to draw a chart
Time-Weighted Severity Points by Vehicle - no data available to draw a chart

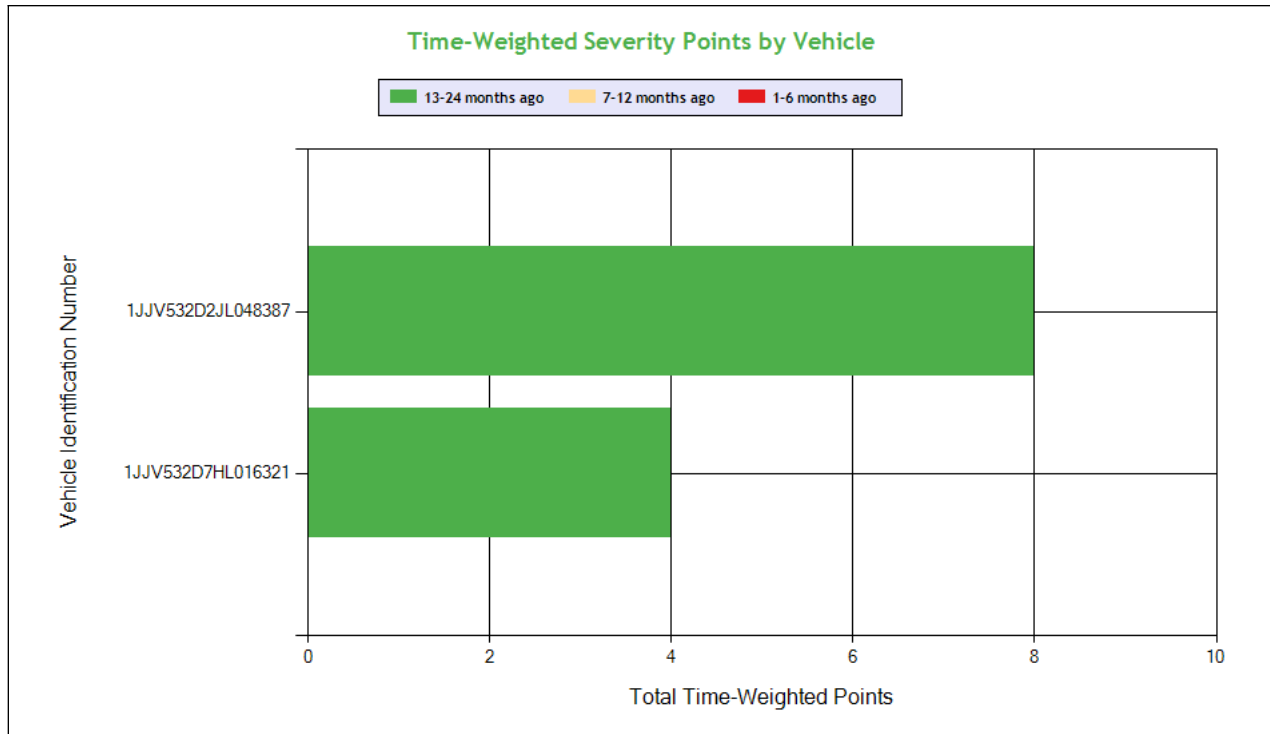
See the Excel file for the complete analysis # Violations is in (1-6/7-12/13-24mo)

Shaded = Out Of Service Violation		
Violation Group		
Violation Description	Total Time-weighted Points by VIN	% of Total Time-weighted Points by VIN
Driver Resp		
Total Time-weighted Points		
% Total Time-Wt Pts		



Vehicle Maintenance





Carrier Software
 1-800-646-5152
 info@CarrierSoftware.com

CONFIDENTIAL - Intended for use by Amerigo Insurance Agency - Date: 11/7/2024

RK LOGISTIC INC - DOT# 3729177 / MC1315718

See the Excel file for the complete analysis

Violations is in (1-6/7-12/13-24mo)

Shaded = Out Of Service Violation				
Violation Group			Tires	Wheels, Studs, Clamps, Etc.
Violation Description	Total Time-weighted Points by VIN	% of Total Time-weighted Points by VIN	Flat tire or fabric exposed	Hubs - oil and/or Grease Leaking from hub - outer wheel
Driver Resp			Yes	Yes
Total Time-weighted Points			8	4
% Total Time-Wt Pts			66.67	33.33
1JJV532D2JL048387	8	66.67	8 (0/0/1)	
1JJV532D7HL016321	4	33.33		4 (0/0/1)

COLOR CODED CRASH TABLE [ToC](#)

No crashes have been reported by the DOT on this Motor Carrier

INSPECTIONS WITH SHARED EQUIPMENT:

No Data



LEGEND

Vehicle Information

Inspection for DOT # being analyzed

Inspection for Different DOT #

Crash Information for specific VIN

INSPECTION DETAILS for ALL Inspections

PDF shows the first 100 Power Unit & Trailer VINs with most recent inspections using data from the last 4 years

POWER UNIT Inspections Section

VIN: 3AKJGLDR5JSHU5398		Unit: Truck Tractor		Year: 2018		Make: FREIGHTLINER	
Crash Report No.	DOT	Date	State	Fatalities	Injuries	Tow Away	Vehicles Involved
OK0021025461	3177064	11/01/2021	OK	0	0	Yes	2
DOT No: 3729177		Docket No: MC1315718		Name: RK LOGISTIC INC		Interstate: Yes	
Date	Unit License	Unit Lic State	Violation Unit	Violation Description	Severity	OOS	Citation
02/15/2024	YP43259	CA	D	392.2SLLS4 - State/Local Laws - Speeding 15 or more miles per hour over the speed limit	10	No	WARNING
08/22/2023	YP43259	CA	D	392.16 - Failing to use seat belt while operating CMV	7	No	
DOT No: 3344111		Docket No: MC1067889		Name: CS TRANSPORTATION LLC		Interstate: Yes	
Date	Unit License	Unit Lic State	Violation Unit	Violation Description	Severity	OOS	Citation
01/16/2022	XP94505	CA	1	390.19B2BIENNIAL	0	No	
01/16/2022	XP94505	CA	D	392.2ML - Failure to Maintain Lane	5	No	WARNING
DOT No: 3706		Docket No: MC140665		Name: NEW PRIME INC		Interstate: Yes	
Date	Unit License	Unit Lic State	Violation Unit	Violation Description	Severity	OOS	Citation
01/31/2020	67AP1Z	MO	-	-	-	-	-
10/29/2018	67AP1Z	MO	-	-	-	-	-

VIN: 4V4NC9EH0NN296362		Unit: Truck Tractor		Year: 2022		Make: VOLVO	
DOT No: 4131531		Docket No: MC1582170		Name: MAHADEV LOGISTICS LLC		Interstate: Yes	
Date	Unit License	Unit Lic State	Violation Unit	Violation Description	Severity	OOS	Citation
04/26/2024	PWU6122	OH	D	392.2SLLS2 - State/Local Laws - Speeding 6-10 miles per hour over the speed limit	4	No	
DOT No: 3729177		Docket No: MC1315718		Name: RK LOGISTIC INC		Interstate: Yes	
Date	Unit License	Unit Lic State	Violation Unit	Violation Description	Severity	OOS	Citation
07/17/2023	PWU6413	OH	-	-	-	-	-
01/19/2023	PWU6122	OH	-	-	-	-	-
DOT No: 3231833		Docket No: MC1013441		Name: BHULLAR TRANSPORT GROUP LLC		Interstate: Yes	
Date	Unit License	Unit Lic State	Violation Unit	Violation Description	Severity	OOS	Citation
05/26/2022	YP43324	CA	D	392.2FC - Following too close	5	No	
02/20/2022	YP43324	CA	-	-	-	-	-

TRAILER Inspections Section

VIN: 3AKJGLDR5JSHU5398		Unit: Truck Tractor		Year: 2018		Make: FREIGHTLINER	
-------------------------------	--	----------------------------	--	-------------------	--	---------------------------	--



Crash Report No.	DOT	Date	State	Fatalities	Injuries	Tow Away	Vehicles Involved
OK0021025461	3177064	11/01/2021	OK	0	0	Yes	2
DOT No: 3729177		Docket No: MC1315718		Name: RK LOGISTIC INC		Interstate: Yes	
Date	Unit License	Unit Lic State	Violation Unit	Violation Description	Severity	OOS	Citation
02/15/2024	YP43259	CA	D	392.2SLLS4 - State/Local Laws - Speeding 15 or more miles per hour over the speed limit	10	No	WARNING
08/22/2023	YP43259	CA	D	392.16 - Failing to use seat belt while operating CMV	7	No	
DOT No: 3344111		Docket No: MC1067889		Name: CS TRANSPORTATION LLC		Interstate: Yes	
Date	Unit License	Unit Lic State	Violation Unit	Violation Description	Severity	OOS	Citation
01/16/2022	XP94505	CA	1	390.19B2BIENNIAL	0	No	
01/16/2022	XP94505	CA	D	392.2ML - Failure to Maintain Lane	5	No	WARNING
DOT No: 3706		Docket No: MC140665		Name: NEW PRIME INC		Interstate: Yes	
Date	Unit License	Unit Lic State	Violation Unit	Violation Description	Severity	OOS	Citation
01/31/2020	67AP1Z	MO	-	-	-	-	-
10/29/2018	67AP1Z	MO	-	-	-	-	-

VIN: 4V4NC9EH0NN296362		Unit: Truck Tractor		Year: 2022	Make: VOLVO		
DOT No: 4131531		Docket No: MC1582170		Name: MAHADEV LOGISTICS LLC		Interstate: Yes	
Date	Unit License	Unit Lic State	Violation Unit	Violation Description	Severity	OOS	Citation
04/26/2024	PWU6122	OH	D	392.2SLLS2 - State/Local Laws - Speeding 6-10 miles per hour over the speed limit	4	No	
DOT No: 3729177		Docket No: MC1315718		Name: RK LOGISTIC INC		Interstate: Yes	
Date	Unit License	Unit Lic State	Violation Unit	Violation Description	Severity	OOS	Citation
07/17/2023	PWU6413	OH	-	-	-	-	-
01/19/2023	PWU6122	OH	-	-	-	-	-
DOT No: 3231833		Docket No: MC1013441		Name: BHULLAR TRANSPORT GROUP LLC		Interstate: Yes	
Date	Unit License	Unit Lic State	Violation Unit	Violation Description	Severity	OOS	Citation
05/26/2022	YP43324	CA	D	392.2FC - Following too close	5	No	
02/20/2022	YP43324	CA	-	-	-	-	-

Inspection Summary By Month (based on inspections from the last 4 years) ToC						
Year-Month	Number of Inspections	Number of Power Units	Total Violations	Total OOS Inspections	Total Severity Points	Number of Crashes
2024-02	1	1	1	0	10	0
2023-08	1	1	2	1	9	0
2023-07	1	1	1	0	8	0
2023-01	1	1	0	0	0	0
Note: The most recent month's counts may not include all the inspections for that month.						

VIN Inspection Violation Details ToC									
# of VINs: 4 # of Insp: 5 Severity Weight: 37 Avg. Weight/VIN: 7.4 (based on inspections in the last 4 years, showing top 50 VINs inspected most recently)									
VIN 3AKJGLDR5JSHU5398		# of Inspections: 2		Total Severity: 19		Percentage of Total: 51.35%		Avg. Weight Per Inspection: 9.5	
Inspection Date	Inspection ID	Inspection State	Location Description	Total Severity	# of Violations	Shipper Name	Inspection Level	Post Accident	Out of Service
02/15/2024	80858097	TN	LAKELAND TN	10	1		2	No	No
BASIC		Unit Type		Severity		Description		Out of Service	
Unsafe Driving		Truck Tractor		10		392.2SLLS4:State/Local Laws - Speeding 15 or more miles per h		No	
Inspection Date	Inspection ID	Inspection State	Location Description	Total Severity	# of Violations	Shipper Name	Inspection Level	Post Accident	Out of Service
08/22/2023	79482469	NM	ON I-10 4975 FT W OF N FAIRACR	9	2	SAME	2	No	Yes
BASIC		Unit Type		Severity		Description		Out of Service	
Unsafe Driving		Truck Tractor		7		392.16:Failing to use seat belt while operating CMV		No	



Vehicle Maintenance		Truck Tractor		2		396.5BHLOW:Hubs - oil and/or Grease Leaking from hub - outer		Yes	
VIN 1JJV532D7HL016321		# of Inspections: 1		Total Severity: 2		Percentage of Total: 5.41%		Avg. Weight Per Inspection: 2.0	
Inspection Date	Inspection ID	Inspection State	Location Description	Total Severity	# of Violations	Shipper Name	Inspection Level	Post Accident	Out of Service
08/22/2023	79482469	NM	ON I-10 4975 FT W OF N FAIRACR	2	1	SAME	2	No	Yes
BASIC		Unit Type		Severity		Description		Out of Service	
Vehicle Maintenance		Semi Trailer		2		396.5BHLOW:Hubs - oil and/or Grease Leaking from hub - outer		Yes	
VIN 1JJV532D2JL048387		# of Inspections: 1		Total Severity: 8		Percentage of Total: 21.62%		Avg. Weight Per Inspection: 8.0	
Inspection Date	Inspection ID	Inspection State	Location Description	Total Severity	# of Violations	Shipper Name	Inspection Level	Post Accident	Out of Service
07/17/2023	79170804	NM	LORDSBURG PORT OF ENTRY	8	1	BRADSHAW HOME	2	No	No
BASIC		Unit Type		Severity		Description		Out of Service	
Vehicle Maintenance		Semi Trailer		8		393.75A:Flat tire or fabric exposed		No	
VIN 4V4NC9EH0NN296362		# of Inspections: 1		Total Severity: 8		Percentage of Total: 21.62%		Avg. Weight Per Inspection: 8.0	
Inspection Date	Inspection ID	Inspection State	Location Description	Total Severity	# of Violations	Shipper Name	Inspection Level	Post Accident	Out of Service
07/17/2023	79170804	NM	LORDSBURG PORT OF ENTRY	8	1	BRADSHAW HOME	2	No	No
BASIC		Unit Type		Severity		Description		Out of Service	
Vehicle Maintenance		Truck Tractor		8		393.75A:Flat tire or fabric exposed		No	

Inspection History ToC							
Inspection Date	Report Number	Report State	Plate Number	Plate State	Type	Severity Weight	Time Weight
02/15/2024	I034Y60125	TN	YP43259	CA	Truck Tractor		2
3AKJGLDR5JSHU5398 - Power Unit - Unsafe Driving Violation: 392.2SLLS4State/Local Laws - Speeding 15 or more miles per hour over the speed limit						10	
08/22/2023	4693N6ID8G	NM	YP43259	CA	Truck Tractor		1
3AKJGLDR5JSHU5398 - Power Unit - Unsafe Driving Violation: 392.16Failing to use seat belt while operating CMV						7	
3AKJGLDR5JSHU5398 - Power Unit - OOS Vehicle Maintenance Violation: 396.5BHLOWHubs - oil and/or Grease Leaking from hub - outer wheel						2	
07/17/2023	3862N5IDQD	NM	PWU6413	OH	Truck Tractor		1
4V4NC9EH0NN296362 - Power Unit - Vehicle Maintenance Violation: 393.75AFlat tire or fabric exposed						8	
01/19/2023	7927N0JCR5	NM	PWU6122	OH	Truck Tractor		1
Only the first 20 inspections are shown. See the live report for more data.							