



Table of Contents

| | |
|--------------------------------------|--|
| 1. Overview | 2. BASIC Scores History |
| 3. BASIC Measures | 4. KPI: BASIC Measures by Cargo Group |
| 5. Estimated ISS Score | 6. Investigation Results |
| 7. Penalties History | 8. Acute Critical Violations |
| 9. Red Flag Violation Details | 10. DOT Registration Information |
| 11. DOT MCS-150 History | 12. Crash Summary |
| 13. Inspection Summary | 14. KPI: Inspection Viol OOS Rates by Cargo Group |
| 15. FHWA Registration Information | 16. FHWA Insurance Information |
| 17. FHWA Authorities | 18. Severe Violations |
| 19. Violation Report | 20. Violation Summary |
| 21. Violation Enforcement Chronology | 22. Inspection Violations & OOS Counts |
| 23. Radius Of Operation | 24. Inspection & Crash Locations |
| 25. Cargo Hot Spots | 26. Inspection Violations & OOS Chronology |
| 27. Percent of Insp & Crash by State | 28. VIN Insp Summary by State |
| 29. Violations By Unit Type | 30. Inspection/Crash Map |
| 31. Equipment Ownership | 32. Equipment Details |
| 33. Vehicle Age | 34. States of Power Unit Registrations |
| 35. Equipment Acquisitions | 36. Driver Details |
| 37. Shared VIN Summary | 38. Shipper Table |
| 39. Safety Summary | 40. Safety Details |
| 41. Crash Detail Color Coded PDF | 42. Inspections with Shared Equipment |
| 43. Inspection Tabular Details | 44. Inspection Summary By Month |
| 45. VIN Inspection Violation Details | 46. Inspection History |
| 47. Crash Hot Spots | 48. DOT MCS-150 History Equipment and Driver Details |
| 49. Chameleon | |



Business Address

772 ALLEN WAY
 YUBA CITY, CA
 95993

Contact Info

(530)-441-4016
 OP@ROYALTRANS.GROUP

FHWA Address

772 ALLEN WAY
 YUBA CITY,CA,95993
 Phone:(530)-441-4016

Mailing Address

1296 E GIBSON RD STE A 362
 WOODLAND, CA
 95776

Overview ToC

Operating Status: NOT AUTHORIZED *Please Note: NOT AUTHORIZED does not apply to Private or Intrastate operations.
 One other company viewed this DOT in the past two months
Crash/PU ratio: 0.0%
Clean Inspection ratio: No inspections

Estimated BASIC Scores (as of 2/27/2026)

| | Unsafe Driving | Hours of Service | Driver Fitness | Controlled Sub. and Alcohol | Vehicle Maintenance | HM Compliance | Crash |
|------------------------|----------------|------------------|----------------|-----------------------------|---------------------|---------------|-------|
| Relative Scores | 0% ○ | 0% ○ | 0% ○ | 0% ○ | 0% ○ | 0% ○ | 0% ○ |
| Alert Status | No | No | No | No | No | No | No |



Estimated Inspection Selection System (ISS) Score: 63
Category: Optional Inspect

* The Estimated ISS score is based on Insufficient Data Algorithm *

BASIC Scores History - Unsafe Driving ToC

There are no Scores for this BASIC

BASIC Scores History - Hours of Service ToC

There are no Scores for this BASIC

BASIC Scores History - Driver Fitness ToC

There are no Scores for this BASIC

BASIC Scores History - Controlled Substance ToC

There are no Scores for this BASIC



BASIC Scores History - Vehicle Maintenance ToC

There are no Scores for this BASIC

BASIC Scores History - Crash ToC

There are no Scores for this BASIC

BASIC Scores History - Hazmat ToC

There are no Scores for this BASIC

BASIC Measures: Violation Points per Inspection Trends ToC

No inspection violations



BASIC Measures * - Table ToC

| UD-Unsafe Driving, HOS-Hours of Service, DF-Driver Fitness, CS-Controlled Substances, VM-Vehicle Maintenance | | | | | | | | | | | | | | | |
|--|------------|-------|--------------|-------------|--------|---------------|------------|-------|--------------|------------|-------|--------------|------------|-------|--------------|
| Date | UD Measure | UD AC | UD with Viol | HOS Measure | HOS AC | HOS with Viol | DF Measure | DF AC | DF with Viol | CS Measure | CS AC | CS with Viol | VM Measure | VM AC | VM with Viol |
| 02/2026 | 0.00 | N | 0 | 0.00 | N | 0 | 0.00 | N | 0 | 0.00 | N | 0 | 0.00 | N | 0 |
| 04/2024 | 0.00 | N | 0 | 0.00 | N | 0 | 0.00 | N | 0 | 0.00 | N | 0 | 0.00 | N | 0 |
| 03/2024 | 0.00 | N | 0 | 0.00 | N | 0 | 0.00 | N | 0 | 0.00 | N | 0 | 0.00 | N | 0 |
| 02/2024 | 0.00 | N | 0 | 0.00 | N | 0 | 0.00 | N | 0 | 0.00 | N | 0 | 0.00 | N | 0 |
| 01/2024 | 0.00 | N | 0 | 0.00 | N | 0 | 0.00 | N | 0 | 0.00 | N | 0 | 0.00 | N | 0 |
| 12/2023 | 0.00 | N | 0 | 0.00 | N | 0 | 0.00 | N | 0 | 0.00 | N | 0 | 0.00 | N | 0 |
| 11/2023 | 0.00 | N | 0 | 0.00 | N | 0 | 0.00 | N | 0 | 0.00 | N | 0 | 0.00 | N | 0 |
| 10/2023 | 0.00 | N | 0 | 0.00 | N | 0 | 0.00 | N | 0 | 0.00 | N | 0 | 0.00 | N | 0 |
| 09/2023 | 0.00 | N | 0 | 0.00 | N | 0 | 0.00 | N | 0 | 0.00 | N | 0 | 0.00 | N | 0 |
| 08/2023 | 0.00 | N | 0 | 0.00 | N | 0 | 0.00 | N | 0 | 0.00 | N | 0 | 0.00 | N | 0 |
| 07/2023 | 0.00 | N | 0 | 0.00 | N | 0 | 0.00 | N | 0 | 0.00 | N | 0 | 0.00 | N | 0 |
| 06/2023 | 0.00 | N | 0 | 0.00 | N | 0 | 0.00 | N | 0 | 0.00 | N | 0 | 0.00 | N | 0 |
| 05/2023 | 0.00 | N | 0 | 0.00 | N | 0 | 0.00 | N | 0 | 0.00 | N | 0 | 0.00 | N | 0 |
| 04/2023 | 0.00 | N | 0 | 0.00 | N | 0 | 0.00 | N | 0 | 0.00 | N | 0 | 0.00 | N | 0 |
| 03/2023 | 0.00 | N | 0 | 0.00 | N | 0 | 0.00 | N | 0 | 0.00 | N | 0 | 0.00 | N | 0 |
| 02/2023 | 0.00 | N | 0 | 0.00 | N | 0 | 0.00 | N | 0 | 0.00 | N | 0 | 0.00 | N | 0 |
| 01/2023 | 0.00 | N | 0 | 0.00 | N | 0 | 0.00 | N | 0 | 0.00 | N | 0 | 0.00 | N | 0 |
| 12/2022 | 0.00 | N | 0 | 0.00 | N | 0 | 0.00 | N | 0 | 0.00 | N | 0 | 0.00 | N | 0 |
| 11/2022 | 0.00 | N | 0 | 0.00 | N | 0 | 0.00 | N | 0 | 0.00 | N | 0 | 0.00 | N | 0 |
| 10/2022 | 0.00 | N | 0 | 0.00 | N | 0 | 0.00 | N | 0 | 0.00 | N | 0 | 0.00 | N | 0 |
| 09/2022 | 0.00 | N | 0 | 0.00 | N | 0 | 0.00 | N | 0 | 0.00 | N | 0 | 0.00 | N | 0 |
| 08/2022 | 0.00 | N | 0 | 0.00 | N | 0 | 0.00 | N | 0 | 0.00 | N | 0 | 0.00 | N | 0 |
| 07/2022 | 0.00 | N | 0 | 0.00 | N | 0 | 0.00 | N | 0 | 0.00 | N | 0 | 0.00 | N | 0 |
| 06/2022 | 0.00 | N | 0 | 0.00 | N | 0 | 0.00 | N | 0 | 0.00 | N | 0 | 0.00 | N | 0 |
| 05/2022 | 0.00 | N | 0 | 0.00 | N | 0 | 0.00 | N | 0 | 0.00 | N | 0 | 0.00 | N | 0 |
| 04/2022 | 0.00 | N | 0 | 0.00 | N | 0 | 0.00 | N | 0 | 0.00 | N | 0 | 0.00 | N | 0 |
| 03/2022 | 0.00 | N | 0 | 0.00 | N | 0 | 0.00 | N | 0 | 0.00 | N | 0 | 0.00 | N | 0 |
| 02/2022 | 0.00 | N | 0 | 0.00 | N | 0 | 0.00 | N | 0 | 0.00 | N | 0 | 0.00 | N | 0 |
| 01/2022 | 0.00 | N | 0 | 0.00 | N | 0 | 0.00 | N | 0 | 0.00 | N | 0 | 0.00 | N | 0 |
| 12/2021 | 0.00 | N | 0 | 0.00 | N | 0 | 0.00 | N | 0 | 0.00 | N | 0 | 0.00 | N | 0 |
| 11/2021 | 0.00 | N | 0 | 0.00 | N | 0 | 0.00 | N | 0 | 0.00 | N | 0 | 0.00 | N | 0 |
| 10/2021 | 0.00 | N | 0 | 0.00 | N | 0 | 0.00 | N | 0 | 0.00 | N | 0 | 0.00 | N | 0 |

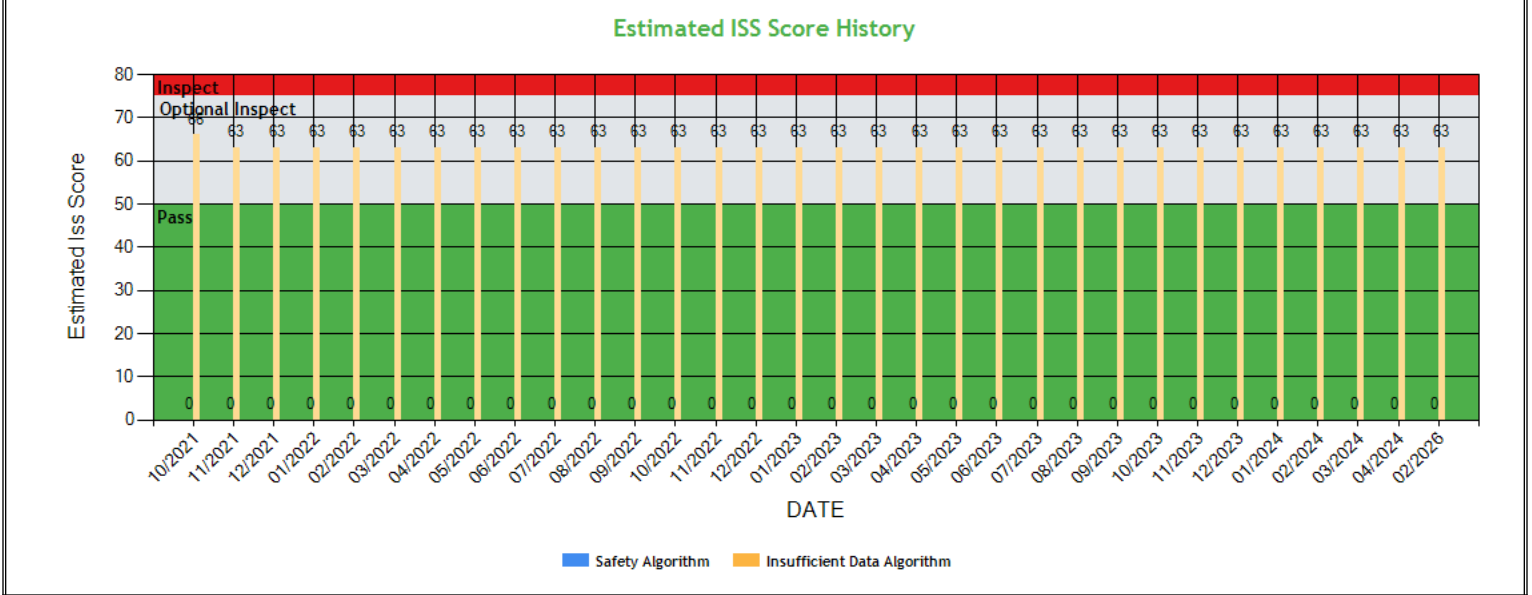
* BASIC Measures are the absolute SMS scores that are compared within each Safety Event Group to determine the BASIC Score percentiles.

No data for BASIC Measures by Cargo Group



Estimated ISS Score History - Chart ToC

About the Inspection Selection System



Estimated ISS Score History - Table ToC

| Date | Estimated ISS Score | Recommendation | Algorithm |
|------------|---------------------|------------------|-----------------------------|
| 02/27/2026 | 63 | Optional Inspect | Insufficient Data Algorithm |
| 04/26/2024 | 63 | Optional Inspect | Insufficient Data Algorithm |
| 03/29/2024 | 63 | Optional Inspect | Insufficient Data Algorithm |
| 02/23/2024 | 63 | Optional Inspect | Insufficient Data Algorithm |
| 01/26/2024 | 63 | Optional Inspect | Insufficient Data Algorithm |
| 12/29/2023 | 63 | Optional Inspect | Insufficient Data Algorithm |
| 11/24/2023 | 63 | Optional Inspect | Insufficient Data Algorithm |
| 10/27/2023 | 63 | Optional Inspect | Insufficient Data Algorithm |
| 09/29/2023 | 63 | Optional Inspect | Insufficient Data Algorithm |
| 08/25/2023 | 63 | Optional Inspect | Insufficient Data Algorithm |
| 07/28/2023 | 63 | Optional Inspect | Insufficient Data Algorithm |
| 06/30/2023 | 63 | Optional Inspect | Insufficient Data Algorithm |
| 05/26/2023 | 63 | Optional Inspect | Insufficient Data Algorithm |
| 04/28/2023 | 63 | Optional Inspect | Insufficient Data Algorithm |
| 03/31/2023 | 63 | Optional Inspect | Insufficient Data Algorithm |
| 02/24/2023 | 63 | Optional Inspect | Insufficient Data Algorithm |
| 01/27/2023 | 63 | Optional Inspect | Insufficient Data Algorithm |
| 12/30/2022 | 63 | Optional Inspect | Insufficient Data Algorithm |
| 11/25/2022 | 63 | Optional Inspect | Insufficient Data Algorithm |
| 10/28/2022 | 63 | Optional Inspect | Insufficient Data Algorithm |
| 09/30/2022 | 63 | Optional Inspect | Insufficient Data Algorithm |
| 08/26/2022 | 63 | Optional Inspect | Insufficient Data Algorithm |
| 07/29/2022 | 63 | Optional Inspect | Insufficient Data Algorithm |
| 06/24/2022 | 63 | Optional Inspect | Insufficient Data Algorithm |
| 05/27/2022 | 63 | Optional Inspect | Insufficient Data Algorithm |
| 04/29/2022 | 63 | Optional Inspect | Insufficient Data Algorithm |
| 03/25/2022 | 63 | Optional Inspect | Insufficient Data Algorithm |
| 02/25/2022 | 63 | Optional Inspect | Insufficient Data Algorithm |
| 01/28/2022 | 63 | Optional Inspect | Insufficient Data Algorithm |
| 12/31/2021 | 63 | Optional Inspect | Insufficient Data Algorithm |
| 11/26/2021 | 63 | Optional Inspect | Insufficient Data Algorithm |
| 10/29/2021 | 66 | Optional Inspect | Insufficient Data Algorithm |



Investigation Results ToC

No Investigations reported on FMCSA website

Penalties History ToC

There is a problem with the Penalties data on FMCSA website.

Acute Critical Violations (Based on Investigations as per CSA Methodology Appendix A) ToC

No Data

No red flag violations in the last 24 months

| DOT Registration Information: The following information on this specific DOT # is from the Federal DOT (as of Operating Authority) | | | | | | |
|--|----------------------|----------------------|-----------------------------|--------------------------|-------------------------------------|-----------------------------|
| DOT Registration: 10/21/2021 | | Total Power Units: 1 | | Total Trucks: 1 | Total Trailers: 1 | Total Passenger Vehicles: 0 |
| Status | Entity Type | Organization Type | Nation | Total Cars | Drivers / CDL Drivers | |
| A | C | - | US | 0 | 1* / 1 | |
| MCS-150 Date | Op Codes | Shipper Op Codes | Shipper HazMat Op Codes | Latest Review Type | Latest Review Document Number(Date) | |
| 02/23/2026 | A | | | | () | |
| MCS-150 Mileage (Year) | Record Update Date | Transports Hazmats | DOT Census Date | Recordable Accident Rate | Preventable Accident Rate | |
| 10,000 (2025) | 02/23/2026 | N | 01/01/1900 | 0% | 0% | |
| MCS-151 Mileage | Safety Rating (Date) | SEA Accident | SEA Driver | SEA Vehicle | SEA Management | |
| 0 | None (None) | 0% | 0% | 0% | 0% | |
| Classification Codes | | | Cargo Carried (per MCS-150) | | | |
| Authorized-For-Hire | | | | | | |

| DOT MCS-150 History ToC | | | (as of 02/28/2026 DOT census) | | | | | | |
|-------------------------|--------------|-----------------|-------------------------------|-------------|---------|----------|----------------------|--------------|---------------------|
| Census Date | MCS-150 Date | MCS-150 Mileage | VMT Year | Power Units | Drivers | Trailers | Company Rep1 | Company Rep2 | Email |
| 2/28/2026 | 2/23/2026 | 10000 | 2025 | 1 | 1 | - | SUKHVIR THANDI | | OP@ROYALTRANS.GROUP |
| 11/9/2021 | 10/22/2021 | 10000 | 2021 | 1 | 1 | 1 | SUKHVIR SINGH THANDI | | OP@ROYALTRANS.GROUP |

Crash Summary Chart ToC Crashes Summary - Chart (based on all available crash data)

No Data



| Crashes Summary - Table (based on all available crash data) ToC | | | | | | | | | | |
|--|-------|---------------|-------------|--------------|--------------|--------------|--------------|--------------|--------------|----------------|
| | TOTAL | Last 6 months | 7-12 months | 13-18 months | 19-24 months | 25-30 months | 30-36 months | 37-41 months | 42-48 months | Over 49 months |
| Total Reportable | 0 | 0 | 0 | 0 | 0 | 0 | 0 | 0 | 0 | 0 |
| Fatalities | 0 | 0 | 0 | 0 | 0 | 0 | 0 | 0 | 0 | 0 |
| Injuries | 0 | 0 | 0 | 0 | 0 | 0 | 0 | 0 | 0 | 0 |
| Tow Away | 0 | 0 | 0 | 0 | 0 | 0 | 0 | 0 | 0 | 0 |
| With Citations | 0 | 0 | 0 | 0 | 0 | 0 | 0 | 0 | 0 | 0 |
| Federal Recordable | 0 | 0 | 0 | 0 | 0 | 0 | 0 | 0 | 0 | 0 |
| Preventable | 0 | 0 | 0 | 0 | 0 | 0 | 0 | 0 | 0 | 0 |
| Crash per Pwr Unit | - | 0.0% | 0.0% | 0.0% | 0.0% | 0.0% | 0.0% | 0.0% | 0.0% | - |

| Inspection Summary ToC | | | |
|---|---|---|---|
| The following inspection information is based on results for 24 months prior to: 04/09/2026. Please note that the total inspections number is not necessarily the total of the vehicle, driver and hazmat inspections, as one inspection may have included any combination of the below inspections. | | | |
| Overall | Vehicle | Driver | Hazmat |
| <i>(Please note that the total inspections number is not necessarily the total of the vehicle, driver and hazmat inspections, as one inspection may have included any combination of the below inspections)</i> Total Inspections: 0 Total Out of Service: 0 Out of Service: 0% National Average: 21.02% Difference: -21.02% | Total Inspections: 0 Total Out of Service: 0 Out of Service: 0.00% National Average: 24.98% Difference: -24.98% | Total Inspections: 0 Total Out of Service: 0 Out of Service: 0.00% National Average: 6.85% Difference: -6.85% | Total Inspections: 0 Total Out of Service: 0 Out of Service: 0.00% National Average: 2.14% Difference: -2.14% |

| KPI: Inspection Viol OOS Rates by Cargo Group ToC | | | | | | | | |
|--|---------|---------------------|---------|---------------------|---------|---------------------|---------|---------------------|
| Cargo Group | OVERALL | | VEHICLE | | DRIVER | | HAZMAT | |
| | Average | Compared to Average | Average | Compared to Average | Average | Compared to Average | Average | Compared to Average |
| ROYAL TRANS GROUP LLC | 0% | | 0% | | 0% | | 0% | |
| No data | | | | | | | | |

| FHWA Registration Information: The following data on this Motor Carrier is from the Federal Hwy Administration (as of 3/22/2026) | | | | | | | | |
|---|------------|----------------------------|-----------------|------------------|-------------------|------------------------------|-------------------|-----------------|
| Docket Number | DOT Number | Company Name | DBA Name | Address | City | State | Country | ZIP Code |
| MC1330294 | 3749259 | ROYAL TRANS GROUP LLC | | 772 ALLEN WAY | YUBA CITY | CA | US | 95993 |
| Phone Number | Fax Number | Mail Address | Mail City | Mail State | Mail Contry | Mail ZIP Code | Mail Phone Number | Mail Fax Number |
| (530)-441-4016 | | 1296 E GIBSON RD STE A 362 | WOODLAND | CA | US | 95776 | | |
| Date of Last Change | Freight | Passenger | Household Goods | Active Authority | Pending Authority | Revocation Pending Authority | | |
| 3/22/2026 | Y | N | N | / | / Common / | / | | |

| Insurance Required (as of 04/11/2026) ToC | | | |
|--|----------------|--------------------|-------------------|
| Docket Number | Insurance Type | Insurance Required | Insurance on File |
| MC1330294 | BIPD | \$750k | \$0k |
| MC1330294 | Cargo | No | No |
| MC1330294 | Bond | No | No |



Active / Pending Insurance (as of 04/11/2026)

No Data

Insurance History (as of 04/11/2026)

No Data for Insurance History (as of 04/11/2026)

FHWA Authorities (as of 04/11/2026) ToC

| Docket# | L&I Name | Active Authority | Inactive Authority | Pending Authority | Revocation Pending Authority | Freight | Passenger | Household Goods |
|-----------|-----------------------|------------------|--------------------|-------------------|------------------------------|---------|-----------|-----------------|
| MC1330294 | ROYAL TRANS GROUP LLC | | | Common / | | Yes | No | No |

Authority History (as of 04/11/2026)

| Docket Number | Sub | Auth Type | Original Action | Disposition |
|---------------|-----|-----------|------------------------------------|-------------|
| MC1330294 | | COMMON | DISMISSED 12/1/2021 12:00:00 AM | |

Severe Violations (i.e. those with >= 8 points) - Chart ToC

No Data

Severe Violations (i.e. those with >= 8 points) - Table

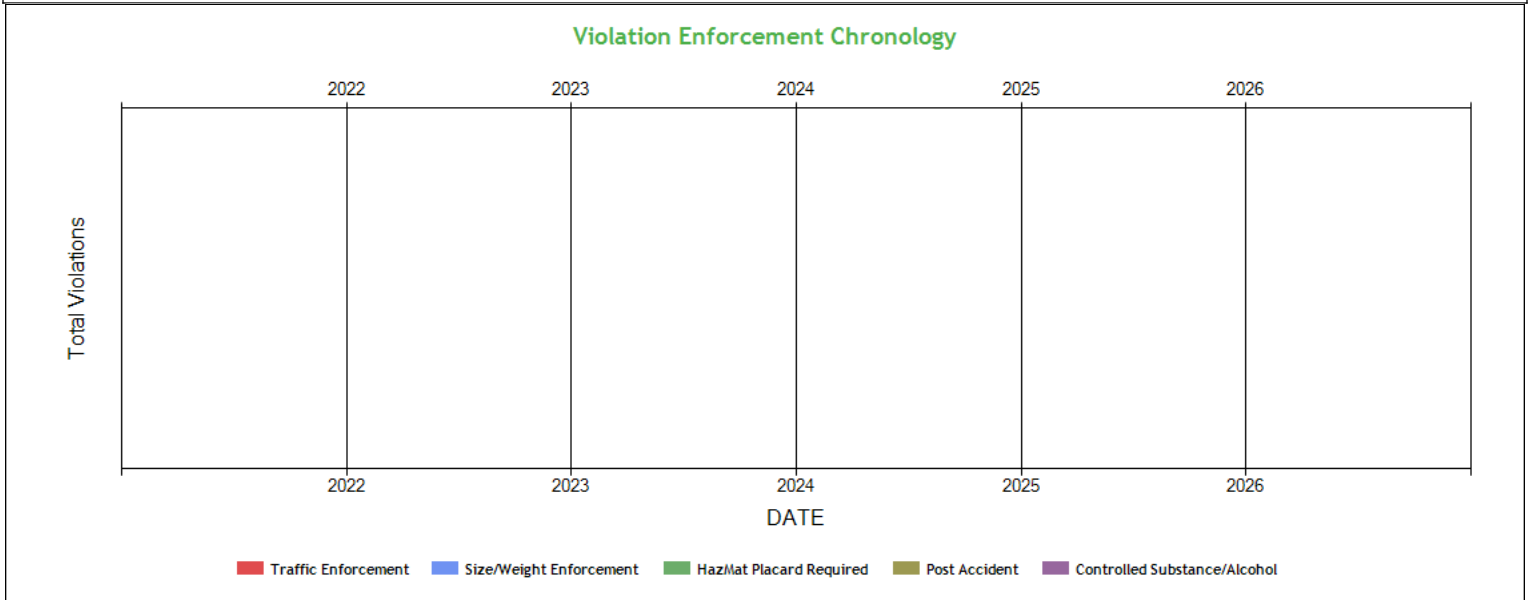
No Data

No data for Violation Report ToC

No data for Violation Summary



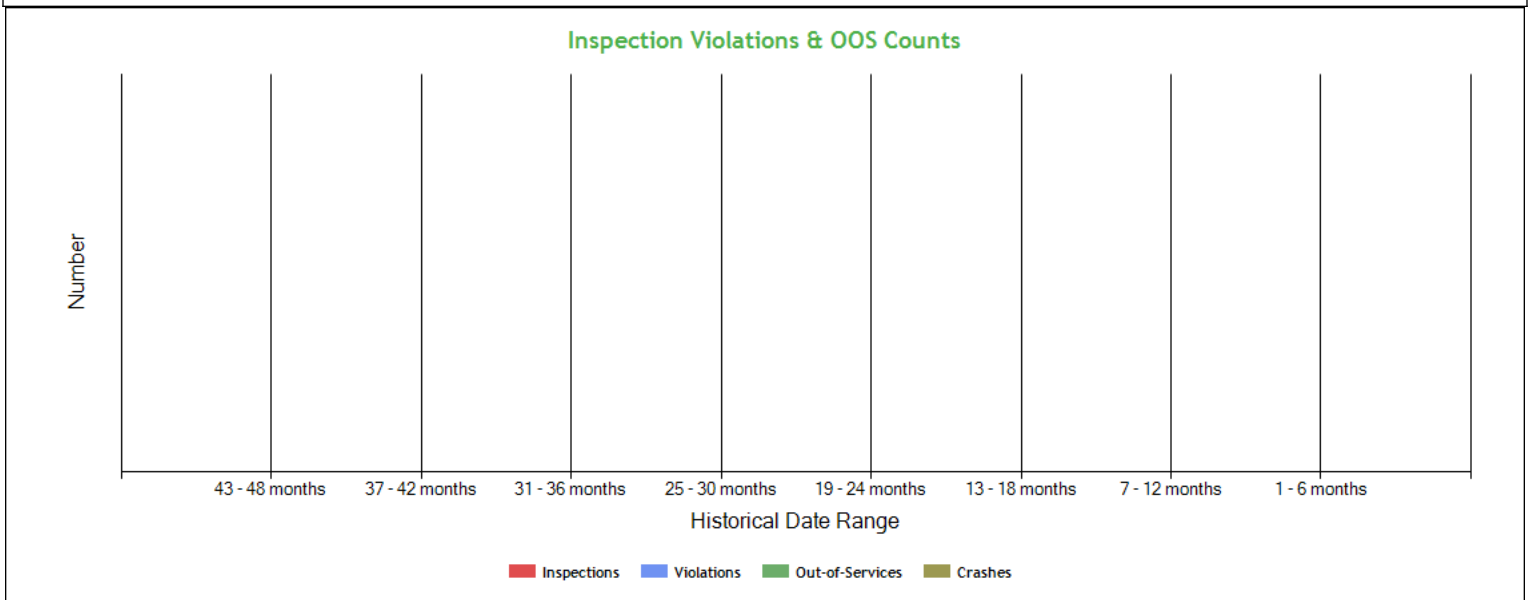
Violation Enforcement Chronology - Chart ToC



Violation Enforcement Chronology - Table ToC

| | 2022 | 2023 | 2024 | 2025 | 2026 |
|------------------------------|------|------|------|------|------|
| Traffic Enforcement | 0 | 0 | 0 | 0 | 0 |
| Size/Weight Enforcement | 0 | 0 | 0 | 0 | 0 |
| HazMat Placard Required | 0 | 0 | 0 | 0 | 0 |
| Post Accident | 0 | 0 | 0 | 0 | 0 |
| Controlled Substance/Alcohol | 0 | 0 | 0 | 0 | 0 |

Inspection Violations & OOS Counts - Chart ToC





Inspection Violations & OOS Counts - Table ToC

| Date Range | Inspections | Violations | Out-of-Services | Crashes |
|----------------|-------------|------------|-----------------|---------|
| TOTAL | 0 | 0 | 0 | 0 |
| 1 - 6 months | 0 | 0 | 0 | 0 |
| 7 - 12 months | 0 | 0 | 0 | 0 |
| 13 - 18 months | 0 | 0 | 0 | 0 |
| 19 - 24 months | 0 | 0 | 0 | 0 |
| 25 - 30 months | 0 | 0 | 0 | 0 |
| 31 - 36 months | 0 | 0 | 0 | 0 |
| 37 - 42 months | 0 | 0 | 0 | 0 |
| 43 - 48 months | 0 | 0 | 0 | 0 |

Radius of Operation (based on Inspections and Crashes during the past 3 years) ToC

No Data

Inspection & Crash Locations - Chart ToC

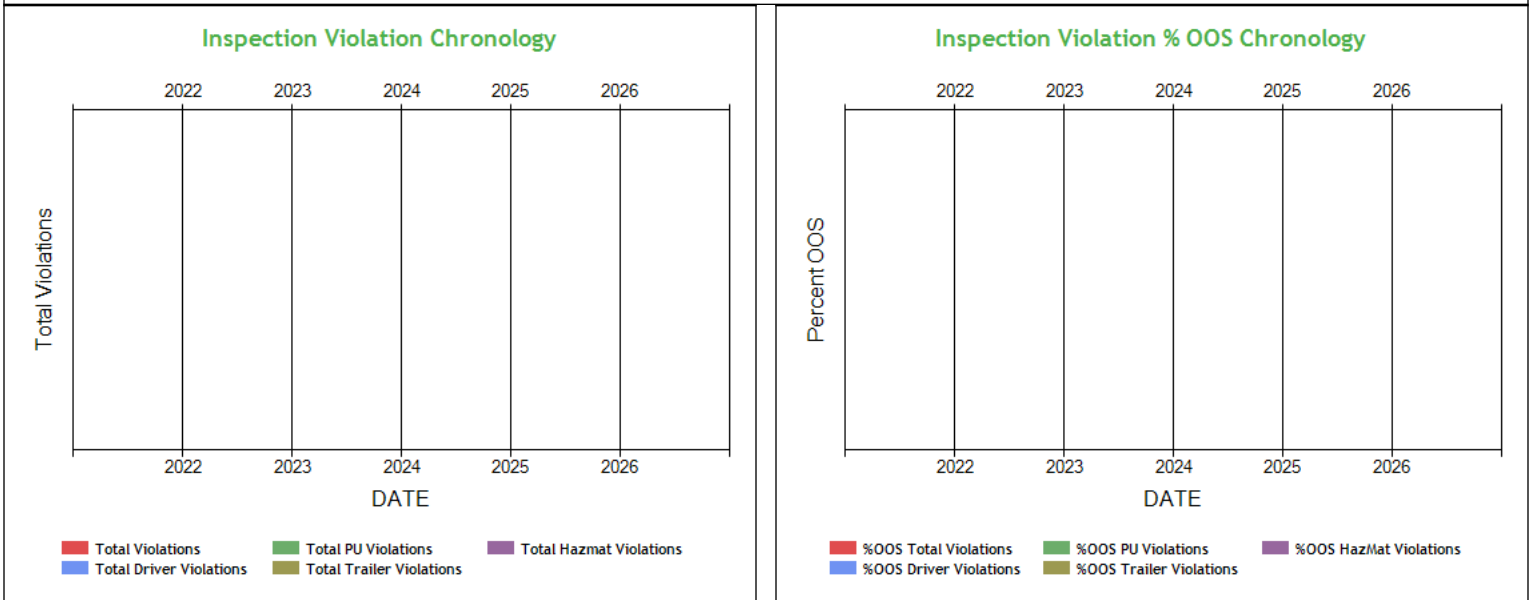
No Data

Inspection & Crash Locations - Table ToC

No Data

No hot spot data in the last 12 months

Inspection Violation % OOS Chronology - Chart ToC





| Inspection Violation % OOS Chronology - Table ToC | | | | | |
|---|------|------|------|------|------|
| | 2022 | 2023 | 2024 | 2025 | 2026 |
| Total Violations | 0 | 0 | 0 | 0 | 0 |
| Total Out Of Services | 0 | 0 | 0 | 0 | 0 |
| %OOS Total Violations | 0 | 0 | 0 | 0 | 0 |
| Total Driver Violations | 0 | 0 | 0 | 0 | 0 |
| Total Driver Out Of Services | 0 | 0 | 0 | 0 | 0 |
| %OOS Driver Violations | 0 | 0 | 0 | 0 | 0 |
| Total PU Violations | 0 | 0 | 0 | 0 | 0 |
| Total PU Out Of Services | 0 | 0 | 0 | 0 | 0 |
| %OOS PU Violations | 0 | 0 | 0 | 0 | 0 |
| Total Trailer Violations | 0 | 0 | 0 | 0 | 0 |
| Total Trailer Out Of Services | 0 | 0 | 0 | 0 | 0 |
| %OOS Trailer Violations | 0 | 0 | 0 | 0 | 0 |
| Total Hazmat Violations | 0 | 0 | 0 | 0 | 0 |
| Total Hazmat Out Of Services | 0 | 0 | 0 | 0 | 0 |
| %OOS HazMat Violations | 0 | 0 | 0 | 0 | 0 |

Percent of Insp & Crash by State - Chart [ToC](#)

No Data

Percent of Insp & Crash by State - Table (based on Inspection data from the last 4 years) [ToC](#)

| State | Inspections | | Violations | | Out-of-Services | | Crashes | |
|-------|-------------|---------|------------|---------|-----------------|---------|---------|---------|
| | Total | Percent | Total | Percent | Total | Percent | Total | Percent |
| | 0 | 100 | 0 | 100 | 0 | 100 | 0 | 100 |

VIN Insp Summary by State (based on inspection from the last 2 years) [ToC](#)

No data

Violations By Unit Type [ToC](#)

of Violations: 0 Total Severity: 0



INSPECTION/CRASH MAP ToC

No data

| Equipment Ownership ToC Equipment Ownership (based on MCS-150 dated 2/23/2026) | | | | | |
|--|--------|----------|----------|---------------|------|
| | Trucks | Tractors | Trailers | Motor Coaches | Vans |
| Owned | 0 | 1 | 1 | 0 | 0 |
| Term Leased | 0 | 0 | 0 | 0 | 0 |
| Trip Leased | 0 | 0 | 0 | 0 | 0 |
| Total No. | 0 | 1 | 1 | 0 | 0 |

No Equipment Details data

No Vehicle Age data

| States of Power Unit Registrations (based on Inspection results for the last 4 years) ToC |
|---|
|---|

No Data

| Equipment Acquisitions ToC |
|--|
| Something went wrong while generating Equipment Acquisitions |

| Driver Details ToC Driver Details (based on MCS-150 dated 2/23/2026) | | | |
|--|---------------|---------------|-------|
| | Within 100 mi | Beyond 100 mi | TOTAL |
| # Drivers Interstate | 0 | 1 | 0 |
| # Drivers Intrastate | 0 | 0 | 0 |
| TOTAL | 0 | 1 | / |

Avg. # Trip Lease Drivers/Mo: 0 # Drivers Grand Total: 1 # Drivers Commercially Licensed: 1

| Shared VIN Summary ToC |
|------------------------|
|------------------------|

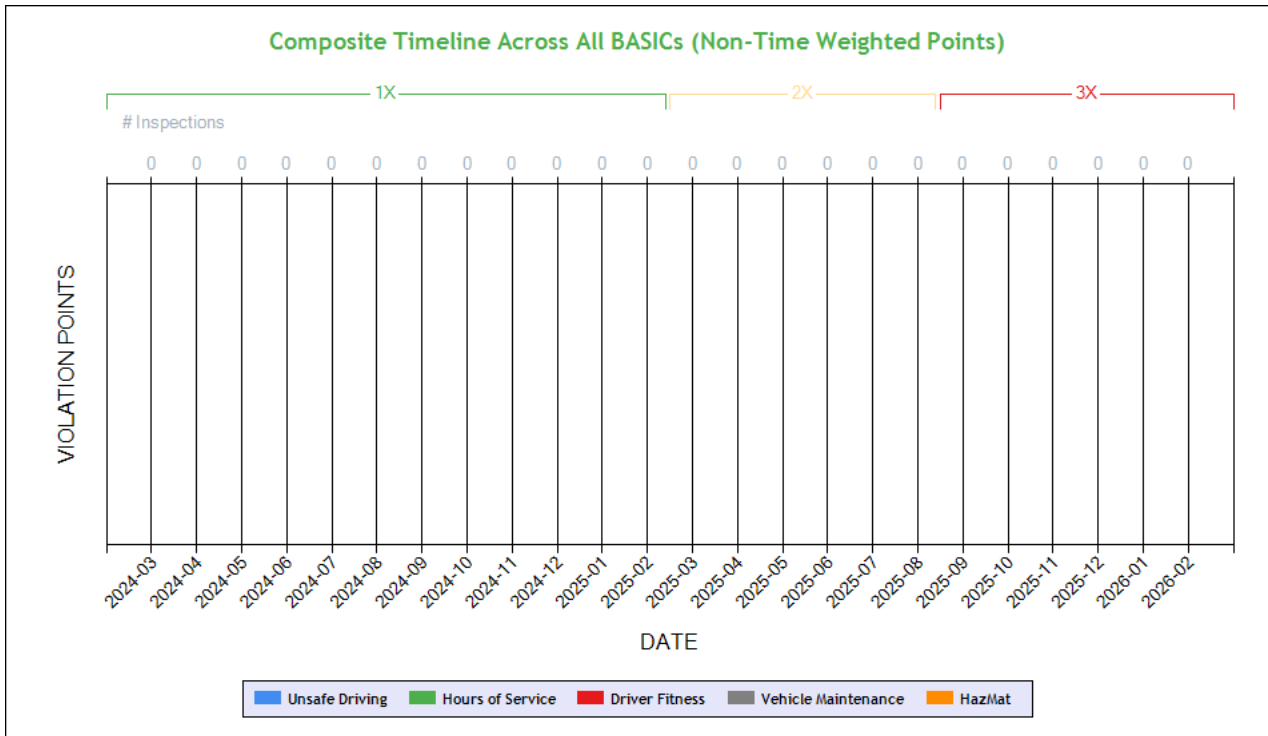
No Data

SHIPPERS DETAIL ToC based on Inspection results for the last 4 years

No Data



Carrier Underwriting Report Safety Summary ToC



Time-Weighted Violation Points - no data available to draw a chart

Time-Weighted Violation Points by Vehicle - no data available to draw a chart

See the Excel file for the complete analysis

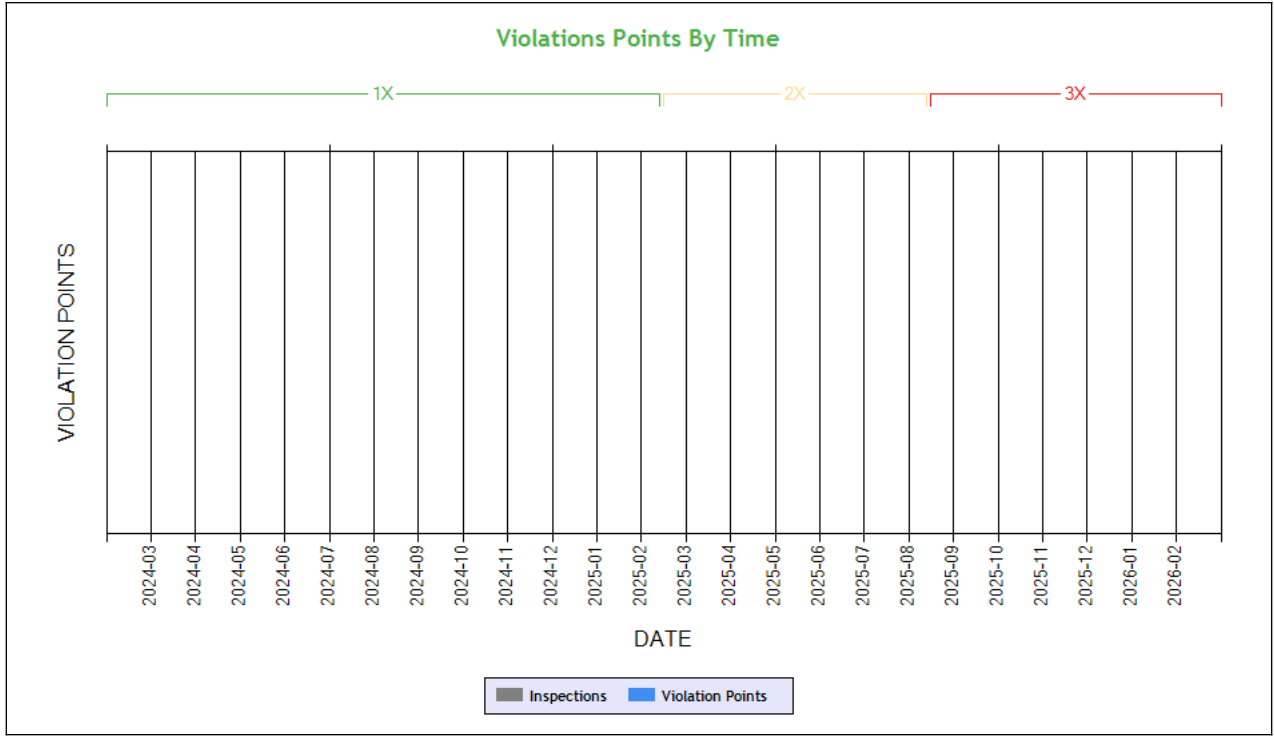
Violations is in (1-6/7-12/13-24mo)

| Shaded = Out Of Service Violation | | |
|-----------------------------------|-----------------------------------|--|
| Violation Group | | |
| Violation Description | Total Time-weighted Points by VIN | % of Total Time-weighted Points by VIN |
| Driver Resp | | |
| Total Time-weighted Points | | |
| % Total Time-Wt Pts | | |



SAFETY ANALYSIS ToC

Unsafe Driving



Time-Weighted Violation Points - no data available to draw a chart

Time-Weighted Severity Points by Vehicle - no data available to draw a chart

See the Excel file for the complete analysis

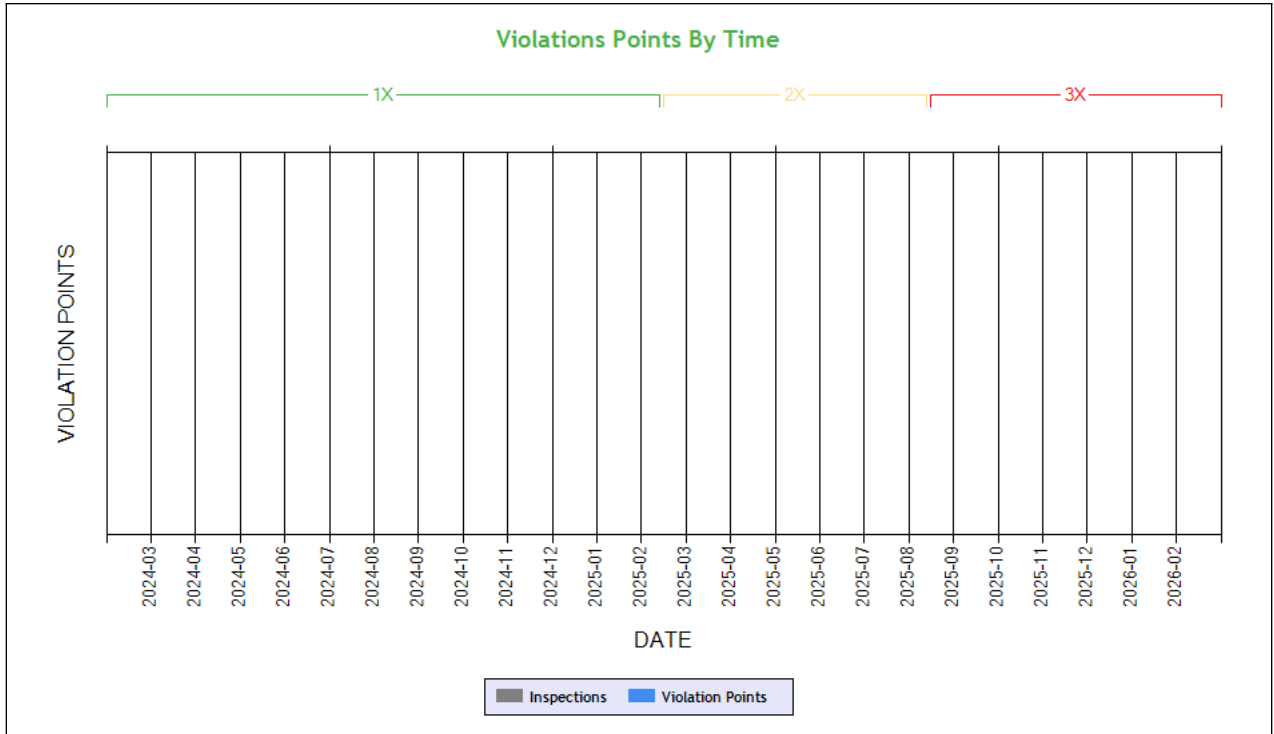
Violations is in (1-6/7-12/13-24mo)

| Shaded = Out Of Service Violation | | |
|-----------------------------------|-----------------------------------|--|
| Violation Group | | |
| Violation Description | Total Time-weighted Points by VIN | % of Total Time-weighted Points by VIN |
| Driver Resp | | |
| Total Time-weighted Points | | |
| % Total Time-Wt Pts | | |

HOS Compliance

Time-Weighted Violation Points - no data available to draw a chart

Time-Weighted Severity Points by Vehicle - no data available to draw a chart



Carrier Software
 1-800-646-5152
 info@CarrierSoftware.com

CONFIDENTIAL - Intended for use by Amerigo Insurance Agency - Date: 4/11/2026

ROYAL TRANS GROUP LLC - DOT# 3749259 / MC1330294

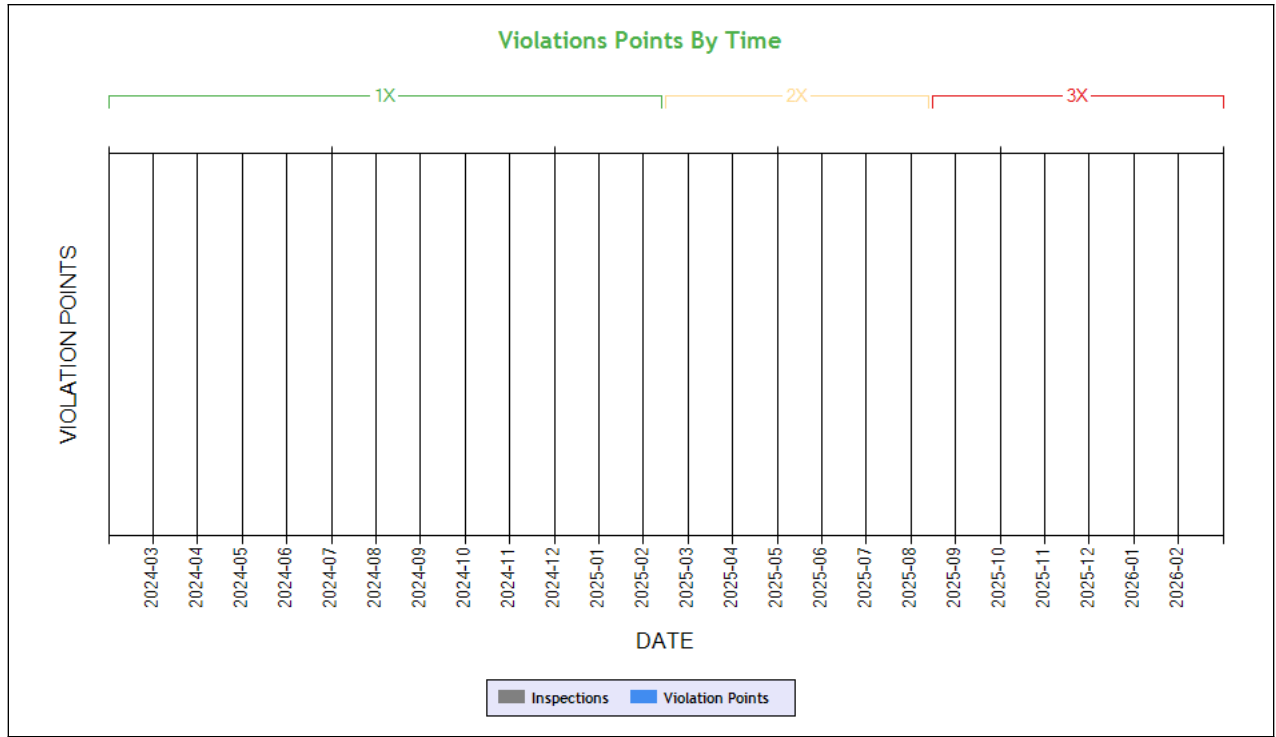
See the Excel file for the complete analysis

Violations is in (1-6/7-12/13-24mo)

| Shaded = Out Of Service Violation | | |
|-----------------------------------|-----------------------------------|--|
| Violation Group | | |
| Violation Description | Total Time-weighted Points by VIN | % of Total Time-weighted Points by VIN |
| Driver Resp | | |
| Total Time-weighted Points | | |
| % Total Time-Wt Pts | | |



Driver Fitness



Time-Weighted Violation Points - no data available to draw a chart

Time-Weighted Severity Points by Vehicle - no data available to draw a chart

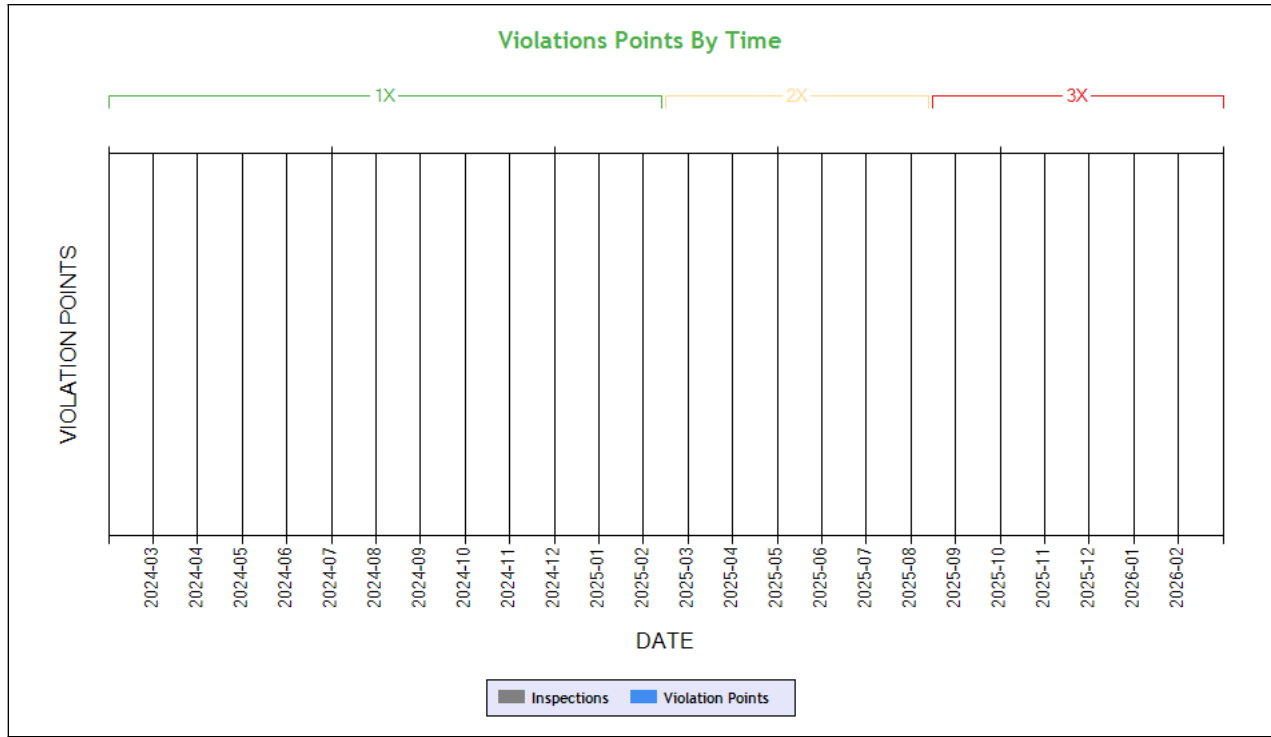
See the Excel file for the complete analysis

Violations is in (1-6/7-12/13-24mo)

| Shaded = Out Of Service Violation | | |
|-----------------------------------|-----------------------------------|--|
| Violation Group | | |
| Violation Description | Total Time-weighted Points by VIN | % of Total Time-weighted Points by VIN |
| Driver Resp | | |
| Total Time-weighted Points | | |
| % Total Time-Wt Pts | | |



Vehicle Maintenance



Time-Weighted Violation Points - no data available to draw a chart

Time-Weighted Severity Points by Vehicle - no data available to draw a chart

See the Excel file for the complete analysis

Violations is in (1-6/7-12/13-24mo)

| Shaded = Out Of Service Violation | | |
|-----------------------------------|-----------------------------------|--|
| Violation Group | | |
| Violation Description | Total Time-weighted Points by VIN | % of Total Time-weighted Points by VIN |
| Driver Resp | | |
| Total Time-weighted Points | | |
| % Total Time-Wt Pts | | |

COLOR CODED CRASH TABLE ToC

No crashes have been reported by the DOT on this Motor Carrier

INSPECTIONS WITH SHARED EQUIPMENT:

No Data



INSPECTION DETAILS for ALL Inspections

No Data

No data for Inspection Summary By Month

No data for Inspection Summary By Month

No Inspection History

No data for Crash Hot Spots

| Equipment and Driver Details ToC | | | | | | |
|---|-------------------------------|-----------------|----------|----------------|------------|------------|
| MCS-150 Date | Equipment (Owned/Leased/Trip) | | | Driver Details | | |
| | Tractors | Straight Trucks | Trailers | CDL's | Interstate | Intrastate |
| 02/23/2026 | 1/0/0 | 0/0/0 | 1/0/0 | 1 | 0 | 0 |
| 10/22/2021 | 1/0/0 | 0/0/0 | 1/0/0 | 1 | 1 | 0 |

| Chameleon Type 1 - Chameleon issues highlighted in RED ToC | | | | | | | | | | |
|--|-----------------------|--------------|-------------------------------------|--|-----------------|---------------|----------------|-----|----------------|-------------------------------|
| DOT | Legal Name | MCS-150 Date | Physical Address | Mailing Address | Company Rep 1 | Company Rep 2 | Phone | Fax | Cell Phone | Email |
| 3477130 | DHINDSA TRANSPORT INC | 03/03/2026 | 772 ALLEN WAY, YUBA CITY, CA, 95993 | 772 ALLEN WAY, YUBA CITY, CA, 95993 | AMRITPAL SINGH | | (916)-823-2810 | | (916)-823-2810 | dhindsatransportinc@GMAIL.COM |
| 3840505 | DEEPA TRANSPORT INC | 05/07/2024 | 772 ALLEN WAY, YUBA CITY, CA, 95993 | 772 ALLEN WAY, YUBA CITY, CA, 95993-6078 | PAWANDEEP SINGH | | (530)-713-3447 | | (530)-713-3447 | DEEPPAWAN007@GMAIL.COM |

| Chameleon Type 2 ToC | | | | | | |
|-----------------------------|-----------|-----------------|--------|--------------|------|-------|
| VIN | Unit Type | Inspection Date | DOT No | Company Name | City | State |