



Table of Contents

1. Overview	2. BASIC Scores History
3. BASIC Measures	4. KPI: BASIC Measures by Cargo Group
5. Estimated ISS Score	6. Investigation Results
7. Penalties History	8. Acute Critical Violations
9. Red Flag Violation Details	10. DOT Registration Information
11. DOT MCS-150 History	12. Crash Summary
13. Inspection Summary	14. KPI: Inspection Viol OOS Rates by Cargo Group
15. FHWA Registration Information	16. FHWA Insurance Information
17. FHWA Authorities	18. Severe Violations
19. Violation Report	20. Violation Summary
21. Violation Enforcement Chronology	22. Inspection Violations & OOS Counts
23. Radius Of Operation	24. Inspection & Crash Locations
25. Cargo Hot Spots	26. Inspection Violations & OOS Chronology
27. Percent of Insp & Crash by State	28. VIN Insp Summary by State
29. Violations By Unit Type	30. Equipment Ownership
31. Equipment Details	32. Vehicle Age
33. States of Power Unit Registrations	34. Equipment Acquisitions
35. Driver Details	36. Shared VIN Summary
37. Shipper Table	38. Safety Summary
39. Safety Details	40. Crash Detail Color Coded
41. Inspections with Shared Equipment	42. Inspection Tabular Details
43. Inspection Summary By Month	44. VIN Inspection Violation Details
45. Inspection History	



Business Address

16312 KINGSTON CT
FONTANA, CA
92336

Contact Info

(562)-652-3233

SWARAJDEEPINC@GMAIL.COM

FHWA Address

16312 KINGSTON CT
FONTANA, CA, 92336
Phone: (562)-652-3233

Mailing Address


16312 KINGSTON CT
FONTANA, CA
92336

Overview ToC

Operating Status: AUTHORIZED FOR Property
3 other companies viewed this DOT in the past two months
Crash/PU ratio: 0.0%
Clean Inspection ratio: 100.0%

Estimated BASIC Scores (as of 1/31/2025)

	Unsafe Driving	Hours of Service	Driver Fitness	Controlled Sub. and Alcohol	Vehicle Maintenance	HM Compliance	Crash
Relative Scores	0% ○	0% ○	0% ○	0% ○	0% ○	0% ○	0% ○
Alert Status	No	No	No	No	No	No	No



Estimated Inspection Selection System (ISS) Score: 70
Category: Optional Inspect

* The Estimated ISS score is based on Insufficient Data Algorithm *

BASIC Scores History - Unsafe Driving ToC

There are no Scores for this BASIC

BASIC Scores History - Hours of Service ToC

There are no Scores for this BASIC

BASIC Scores History - Driver Fitness ToC

There are no Scores for this BASIC

BASIC Scores History - Controlled Substance ToC

There are no Scores for this BASIC



BASIC Scores History - Vehicle Maintenance ToC
There are no Scores for this BASIC

BASIC Scores History - Crash ToC
There are no Scores for this BASIC

BASIC Scores History - Hazmat ToC
There are no Scores for this BASIC

BASIC Measures: Violation Points per Inspection Trends ToC
--

No inspection violations



BASIC Measures * - Table ToC

UD-Unsafe Driving, HOS-Hours of Service, DF-Driver Fitness, CS-Controlled Substances, VM-Vehicle Maintenance

Date	UD Measure	UD AC	UD with Viol	HOS Measure	HOS AC	HOS with Viol	DF Measure	DF AC	DF with Viol	CS Measure	CS AC	CS with Viol	VM Measure	VM AC	VM with Viol
01/2025	0.00	N	0	0.00	N	0	0.00	N	0	0.00	N	0	0.00	N	0
12/2024	0.00	N	0	0.00	N	0	0.00	N	0	0.00	N	0	0.00	N	0
11/2024	0.00	N	0	0.00	N	0	0.00	N	0	0.00	N	0	0.00	N	0
10/2024	0.00	N	0	0.00	N	0	0.00	N	0	0.00	N	0	0.00	N	0
09/2024	0.00	N	0	0.00	N	0	0.00	N	0	0.00	N	0	0.00	N	0
08/2024	0.00	N	0	0.00	N	0	0.00	N	0	0.00	N	0	0.00	N	0
07/2024	0.00	N	0	0.00	N	0	0.00	N	0	0.00	N	0	0.00	N	0
06/2024	0.00	N	0	0.00	N	0	0.00	N	0	0.00	N	0	0.00	N	0
05/2024	0.00	N	0	0.00	N	0	0.00	N	0	0.00	N	0	0.00	N	0
04/2024	0.00	N	0	0.00	N	0	0.00	N	0	0.00	N	0	0.00	N	0
03/2024	0.00	N	0	0.00	N	0	0.00	N	0	0.00	N	0	0.00	N	0
02/2024	0.00	N	0	0.00	N	0	0.00	N	0	0.00	N	0	0.00	N	0
01/2024	0.00	N	0	0.00	N	0	0.00	N	0	0.00	N	0	0.00	N	0
12/2023	0.00	N	0	0.00	N	0	0.00	N	0	0.00	N	0	0.00	N	0
11/2023	0.00	N	0	0.00	N	0	0.00	N	0	0.00	N	0	0.00	N	0
10/2023	0.00	N	0	0.00	N	0	0.00	N	0	0.00	N	0	0.00	N	0
09/2023	0.00	N	0	0.00	N	0	0.00	N	0	0.00	N	0	0.00	N	0
08/2023	0.00	N	0	0.00	N	0	0.00	N	0	0.00	N	0	0.00	N	0
07/2023	0.00	N	0	0.00	N	0	0.00	N	0	0.00	N	0	0.00	N	0
06/2023	0.00	N	0	0.00	N	0	0.00	N	0	0.00	N	0	0.00	N	0
05/2023	0.00	N	0	0.00	N	0	0.00	N	0	0.00	N	0	0.00	N	0
04/2023	0.00	N	0	0.00	N	0	0.00	N	0	0.00	N	0	0.00	N	0
03/2023	0.00	N	0	0.00	N	0	0.00	N	0	0.00	N	0	0.00	N	0
02/2023	0.00	N	0	0.00	N	0	0.00	N	0	0.00	N	0	0.00	N	0
01/2023	0.00	N	0	0.00	N	0	0.00	N	0	0.00	N	0	0.00	N	0
12/2022	0.00	N	0	0.00	N	0	0.00	N	0	0.00	N	0	0.00	N	0
11/2022	0.00	N	0	0.00	N	0	0.00	N	0	0.00	N	0	0.00	N	0
10/2022	0.00	N	0	0.00	N	0	0.00	N	0	0.00	N	0	0.00	N	0
09/2022	0.00	N	0	0.00	N	0	0.00	N	0	0.00	N	0	0.00	N	0
08/2022	0.00	N	0	0.00	N	0	0.00	N	0	0.00	N	0	0.00	N	0
07/2022	0.00	N	0	0.00	N	0	0.00	N	0	0.00	N	0	0.00	N	0
06/2022	0.00	N	0	0.00	N	0	0.00	N	0	0.00	N	0	0.00	N	0
05/2022	0.00	N	0	0.00	N	0	0.00	N	0	0.00	N	0	0.00	N	0
04/2022	0.00	N	0	0.00	N	0	0.00	N	0	0.00	N	0	0.00	N	0
03/2022	0.00	N	0	0.00	N	0	0.00	N	0	0.00	N	0	0.00	N	0
02/2022	0.00	N	0	0.00	N	0	0.00	N	0	0.00	N	0	0.00	N	0
01/2022	0.00	N	0	0.00	N	0	0.00	N	0	0.00	N	0	0.00	N	0
12/2021	0.00	N	0	0.00	N	0	0.00	N	0	0.00	N	0	0.00	N	0

* BASIC Measures are the absolute SMS scores that are compared within each Safety Event Group to determine the BASIC Score percentiles.

KPI: BASIC Measures by Fleet Size and Cargo Group ToC

Fleet Size: 1-5 PUs

	Unsafe Driving		Hours of Service		Driver Fitness		Controlled Substance		Vehicle Maintenance		HM Compliance		Crash	
Cargo Group (Companies)	Avg.	Comp. to Avg.	Avg.	Comp. to Avg.	Avg.	Comp. to Avg.	Avg.	Comp. to Avg.	Avg.	Comp. to Avg.	Avg.	Comp. to Avg.	Avg.	Comp. to Avg.
General Freight (483104)	0.79	Better	0.23	Better	0.20	Better	0.02	Better	1.91	Better	0.01	Better	0.06	Better
Refrigerated (64031)	1.52	Better	0.56	Better	0.16	Better	0.02	Better	2.64	Better	0.01	Better	0.11	Better
SWARAJ DEEP INC	0.00		0.00		0.00		0.00		0.00		0.00		0.00	

Estimated ISS Score: 70 Optional Inspect ToC About the Inspection Selection System



Estimated ISS Score History - Table ToC

Date	Estimated ISS Score	Recommendation	Algorithm
01/31/2025	70	Optional Inspect	Insufficient Data Algorithm
12/27/2024	70	Optional Inspect	Insufficient Data Algorithm
11/29/2024	70	Optional Inspect	Insufficient Data Algorithm
10/25/2024	70	Optional Inspect	Insufficient Data Algorithm
09/27/2024	70	Optional Inspect	Insufficient Data Algorithm
08/30/2024	70	Optional Inspect	Insufficient Data Algorithm
07/26/2024	70	Optional Inspect	Insufficient Data Algorithm
06/28/2024	70	Optional Inspect	Insufficient Data Algorithm
05/31/2024	66	Optional Inspect	Insufficient Data Algorithm
04/26/2024	62	Optional Inspect	Insufficient Data Algorithm
03/29/2024	63	Optional Inspect	Insufficient Data Algorithm
02/23/2024	70	Optional Inspect	Insufficient Data Algorithm
01/26/2024	70	Optional Inspect	Insufficient Data Algorithm
12/29/2023	66	Optional Inspect	Insufficient Data Algorithm
11/24/2023	66	Optional Inspect	Insufficient Data Algorithm
10/27/2023	66	Optional Inspect	Insufficient Data Algorithm
09/29/2023	66	Optional Inspect	Insufficient Data Algorithm
08/25/2023	68	Optional Inspect	Insufficient Data Algorithm
07/28/2023	66	Optional Inspect	Insufficient Data Algorithm
06/30/2023	67	Optional Inspect	Insufficient Data Algorithm
05/26/2023	67	Optional Inspect	Insufficient Data Algorithm
04/28/2023	68	Optional Inspect	Insufficient Data Algorithm
03/31/2023	66	Optional Inspect	Insufficient Data Algorithm
02/24/2023	67	Optional Inspect	Insufficient Data Algorithm
01/27/2023	67	Optional Inspect	Insufficient Data Algorithm
12/30/2022	67	Optional Inspect	Insufficient Data Algorithm
11/25/2022	66	Optional Inspect	Insufficient Data Algorithm
10/28/2022	66	Optional Inspect	Insufficient Data Algorithm
09/30/2022	66	Optional Inspect	Insufficient Data Algorithm
08/26/2022	66	Optional Inspect	Insufficient Data Algorithm
07/29/2022	66	Optional Inspect	Insufficient Data Algorithm
06/24/2022	66	Optional Inspect	Insufficient Data Algorithm
05/27/2022	66	Optional Inspect	Insufficient Data Algorithm
04/29/2022	67	Optional Inspect	Insufficient Data Algorithm
03/25/2022	67	Optional Inspect	Insufficient Data Algorithm
02/25/2022	63	Optional Inspect	Insufficient Data Algorithm
01/28/2022	63	Optional Inspect	Insufficient Data Algorithm
12/31/2021	63	Optional Inspect	Insufficient Data Algorithm

Investigation Results ToC

No Investigations reported on FMCSA website

Penalties History ToC

There is a problem with the Penalties data on FMCSA website.

Acute Critical Violations (Based on Investigations as per CSA Methodology Appendix A) ToC

No Data



No red flag violations in the last 24 months

DOT Registration Information: The following information on this specific DOT # is from the Federal DOT (as of Operating Authority					
DOT Registration: 12/07/2021		Total Power Units: 1		Total Trucks: 1	
				Total Trailers: 0	
				Total Passenger Vehicles: 0	
Status	Entity Type	Organization Type	Nation	Total Cars	Drivers / CDL Drivers
A	C	-	US	0	1 / 1
MCS-150 Date	Op Codes	Shipper Op Codes	Shipper HazMat Op Codes	Latest Review Type	Latest Review Document Number(Date)
04/26/2024	A				()
MCS-150 Mileage (Year)	Record Update Date	Transports Hazmats	DOT Census Date	Recordable Accident Rate	Preventable Accident Rate
57,457 (2024)	04/26/2024	N	12/07/2021	0%	0%
MCS-151 Mileage	Safety Rating (Date)	SEA Accident	SEA Driver	SEA Vehicle	SEA Management
0	None (None)	0%	0%	0%	0%
Classification Codes		Cargo Carried (per MCS-150)			
Authorized-For-Hire		General Freight, Meat, Refrigerated foods, Beverages			

DOT MCS-150 History ToC			(as of 09/09/2023 DOT census)						
Census Date	MCS-150 Date	MCS-150 Mileage	VMT Year	Power Units	Drivers	Trailers	Company Rep1	Company Rep2	Email
9/9/2023	9/5/2023	125058	2022	1	1	1	JASMEET SINGH		SWARAJDEEPINC@GMAIL.COM
3/9/2023	2/23/2023	49753	2022	1	1	1	JASMEET SINGH		SWARAJDEEPINC@GMAIL.COM
5/9/2022	4/19/2022	1000	2022	1	1	1	JASMEET SINGH		JASMEET82ME@GMAIL.COM
4/9/2022	3/17/2022	250	2022	1	1	1	JASMEET SINGH		JASMEET82ME@GMAIL.COM
3/9/2022	3/4/2022	250	2022	1	1	1	JASMEET SINGH		JASMEET82ME@GMAIL.COM
2/9/2022	2/4/2022	0		1	1	1	JASMEET SINGH		JASMEET82ME@GMAIL.COM
12/9/2021	12/7/2021	0		1	1	1	JASMEET SINGH		JASMEET82ME@GMAIL.COM

Crash Summary Chart ToC Crashes Summary - Chart (based on all available crash data)

No Data

Crashes Summary - Table (based on all available crash data) ToC										
	TOTAL	Last 6 months	7-12 months	13-18 months	19-24 months	25-30 months	30-36 months	37-41 months	42-48 months	Over 49 months
Total Reportable	0	0	0	0	0	0	0	0	0	0
Fatalities	0	0	0	0	0	0	0	0	0	0
Injuries	0	0	0	0	0	0	0	0	0	0
Tow Away	0	0	0	0	0	0	0	0	0	0
With Citations	0	0	0	0	0	0	0	0	0	0
Federal Recordable	0	0	0	0	0	0	0	0	0	0
Preventable	0	0	0	0	0	0	0	0	0	0
Crash per Pwr Unit	-	0.0%	0.0%	0.0%	0.0%	0.0%	0.0%	0.0%	0.0%	-



Inspection Summary ToC

The following inspection information is based on results for 24 months prior to: 02/20/2025. Please note that the total inspections number is not necessarily the total of the vehicle, driver and hazmat inspections, as one inspection may have included any combination of the below inspections.

Overall	Vehicle	Driver	Hazmat
(Please note that the total inspections number is not necessarily the total of the vehicle, driver and hazmat inspections, as one inspection may have included any combination of the below inspections) Total Inspections: 2 Total Out of Service: 0 Out of Service: 0% National Average: 21.33% Difference: -21.33%	Total Inspections: 1 Total Out of Service: 0 Out of Service: 0.00% National Average: 25.44% Difference: -25.44%	Total Inspections: 2 Total Out of Service: 0 Out of Service: 0.00% National Average: 6.78% Difference: -6.78%	Total Inspections: 0 Total Out of Service: 0 Out of Service: 0.00% National Average: 2.97% Difference: -2.97%

KPI: Inspection Viol OOS Rates by Cargo Group ToC

Cargo Group	OVERALL		VEHICLE		DRIVER		HAZMAT	
	Average	Compared to Average	Average	Compared to Average	Average	Compared to Average	Average	Compared to Average
General Freight	28.67%	Better	25.03%	Better	12.50%	Better	0.21%	Better
Refrigerated	22.85%	Better	21.02%	Better	10.29%	Better	0.08%	Better
SWARAJ DEEP INC	0%		0%		0%		0%	

FHWA Registration Information: The following data on this Motor Carrier is from the Federal Hwy Administration (as of 2/22/2024)

Docket Number	DOT Number	Company Name	DBA Name	Address	City	State	Country	ZIP Code
MC1350929	3777384	SWARAJ DEEP INC		16312 KINGSTON CT	FONTANA	CA	US	92336
Phone Number	Fax Number	Mail Address	Mail City	Mail State	Mail Contry	Mail ZIP Code	Mail Phone Number	Mail Fax Number
(562)-652-3233								
Date of Last Change	Freight	Passenger	Household Goods	Active Authority	Pending Authority	Revocation Pending Authority		
2/22/2024	Y	N	N	/ Common /	/	/		

Insurance Required (as of 04/30/2024) ToC

Docket Number	Insurance Type	Insurance Required	Insurance on File
MC1350929	BIPD	\$750k	\$750k
MC1350929	Cargo	No	No
MC1350929	Bond	No	No

Active / Pending Insurance (as of 04/30/2024)

Docket Number	Form	Type	Insurance Carrier	Policy/Surety	Coverage From	Coverage To	Required	On File	Effective Date	Cancel Date
MC1350929	91X	BIPD/Primary	UNITED FINANCIAL CASUALTY COMPANY	CA976419606	\$0k	\$750k	\$750k	\$750k	02/22/2024	-



Insurance History (as of 04/30/2024)

Docket Number	Form	Type	Insurance Carrier	Policy/Surety	Coverage From	Coverage To	Effective Date From	Effective Date To
MC1350929	91X	BIPD/Primary	CONCERT SPECIALTY INSURANCE COMPANY	CS BSR 00000653-00	\$0k	\$750k	02/22/2023	02/22/2024 Cancelled
MC1350929	91X	BIPD/Primary	UNITED SPECIALTY INSURANCE COMPANY	GWP80696 00	\$0k	\$750k	02/22/2022	02/22/2023 Replaced

FHWA Authorities (as of 04/30/2024) ToC

Docket#	L&I Name	Active Authority	Inactive Authority	Pending Authority	Revocation Pending Authority	Freight	Passenger	Household Goods
MC1350929	SWARAJ DEEP INC	Common /				Yes	No	No

Authority History (as of 04/30/2024)

Docket Number	Sub	Auth Type	Original Action	Disposition
MC1350929		COMMON	GRANTED 2/28/2022 12:00:00 AM	

Severe Violations (i.e. those with >= 8 points) - Chart ToC

No Data

Severe Violations (i.e. those with >= 8 points) - Table

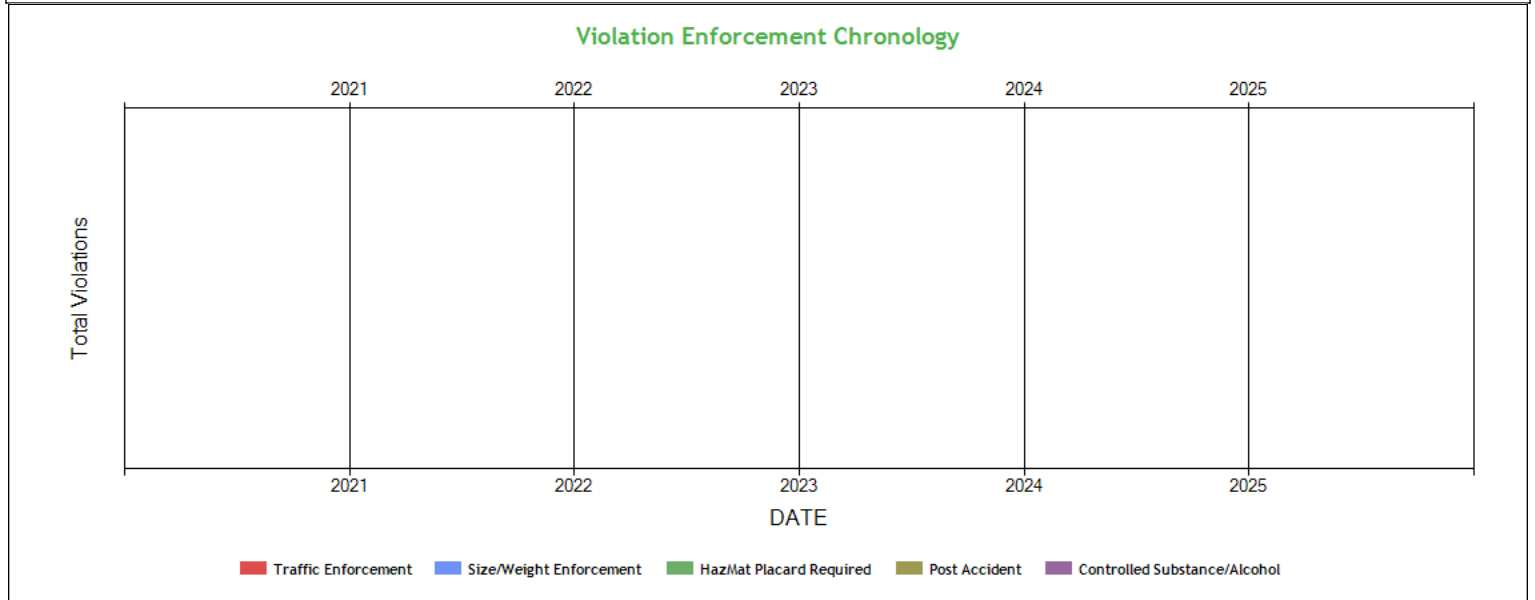
No Data

No data for Violation Report ToC

No data for Violation Summary



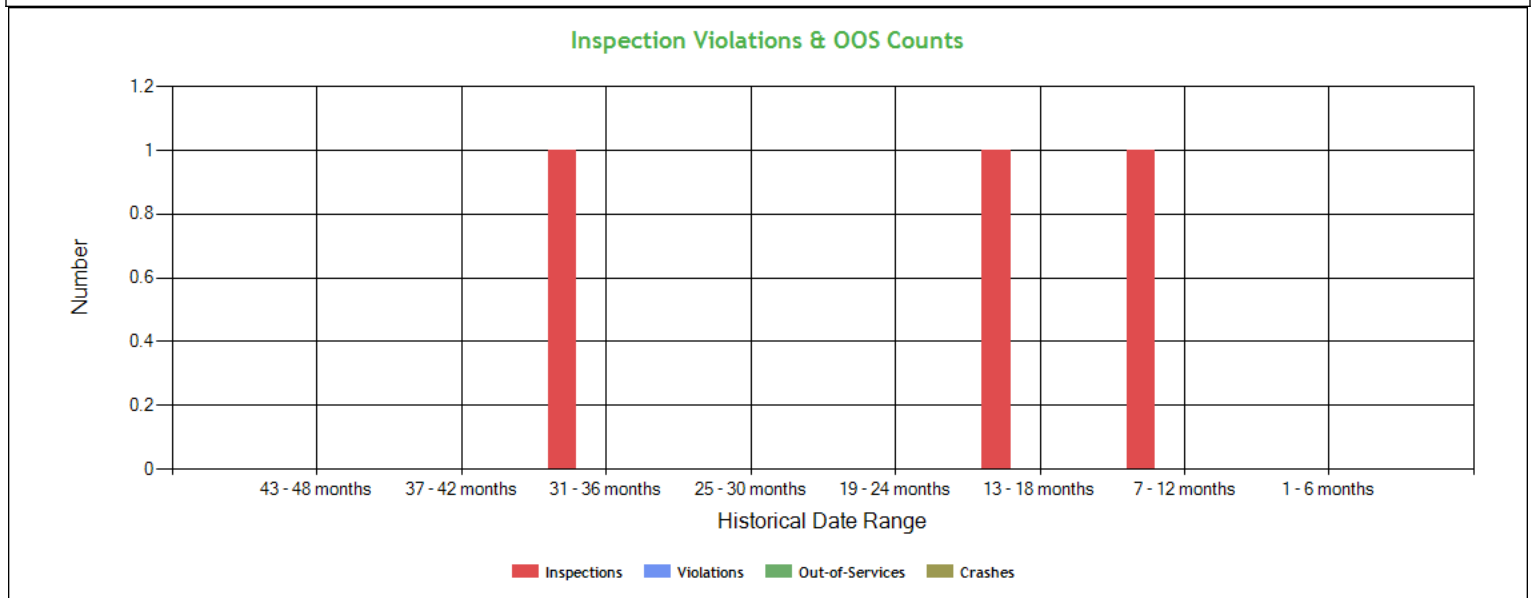
Violation Enforcement Chronology - Chart ToC



Violation Enforcement Chronology - Table ToC

	2021	2022	2023	2024	2025
Traffic Enforcement	0	0	0	0	0
Size/Weight Enforcement	0	0	0	0	0
HazMat Placard Required	0	0	0	0	0
Post Accident	0	0	0	0	0
Controlled Substance/Alcohol	0	0	0	0	0

Inspection Violations & OOS Counts - Chart ToC





Inspection Violations & OOS Counts - Table [ToC](#)

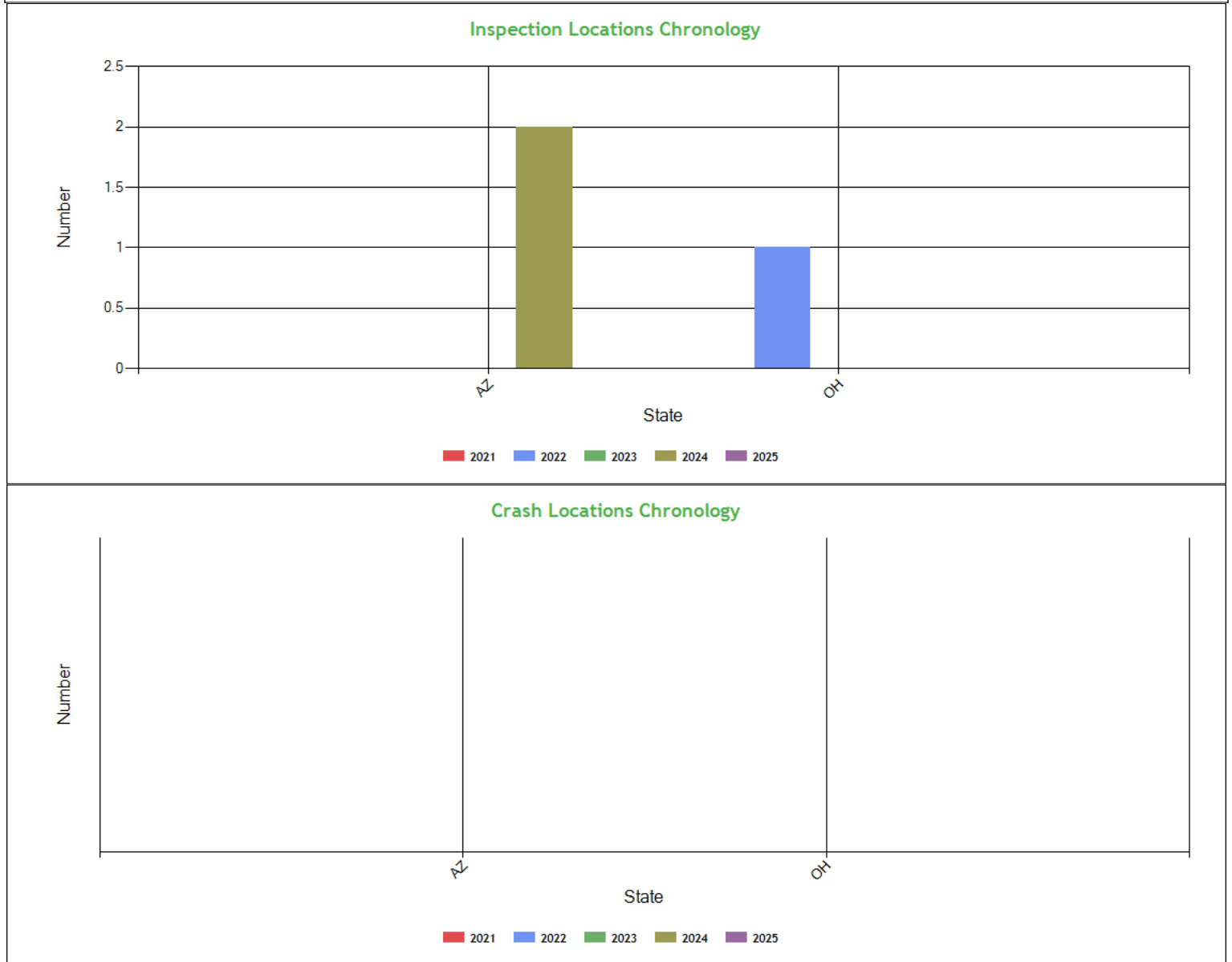
Date Range	Inspections	Violations	Out-of-Services	Crashes
TOTAL	3	0	0	0
1 - 6 months	0	0	0	0
7 - 12 months	1	0	0	0
13 - 18 months	1	0	0	0
19 - 24 months	0	0	0	0
25 - 30 months	0	0	0	0
31 - 36 months	1	0	0	0
37 - 42 months	0	0	0	0
43 - 48 months	0	0	0	0

Radius of Operation (based on Inspections and Crashes during the past 3 years) [ToC](#)

	Total	Drive between 0 and 50 miles radius	Drive between 51 and 200 miles radius	Drive between 201 and 300 miles radius	Drive between 301 and 400 miles radius	Drive between 401 and 500 miles radius	Drive between 501 and 600 miles radius	Drive beyond 600 miles radius
Power Units (i.e. unique VINs)	2	0	0	0	0	1	0	1
Percent	100%	0%	0%	0%	0%	50%	0%	50%



Inspection & Crash Locations - Chart [ToC](#)



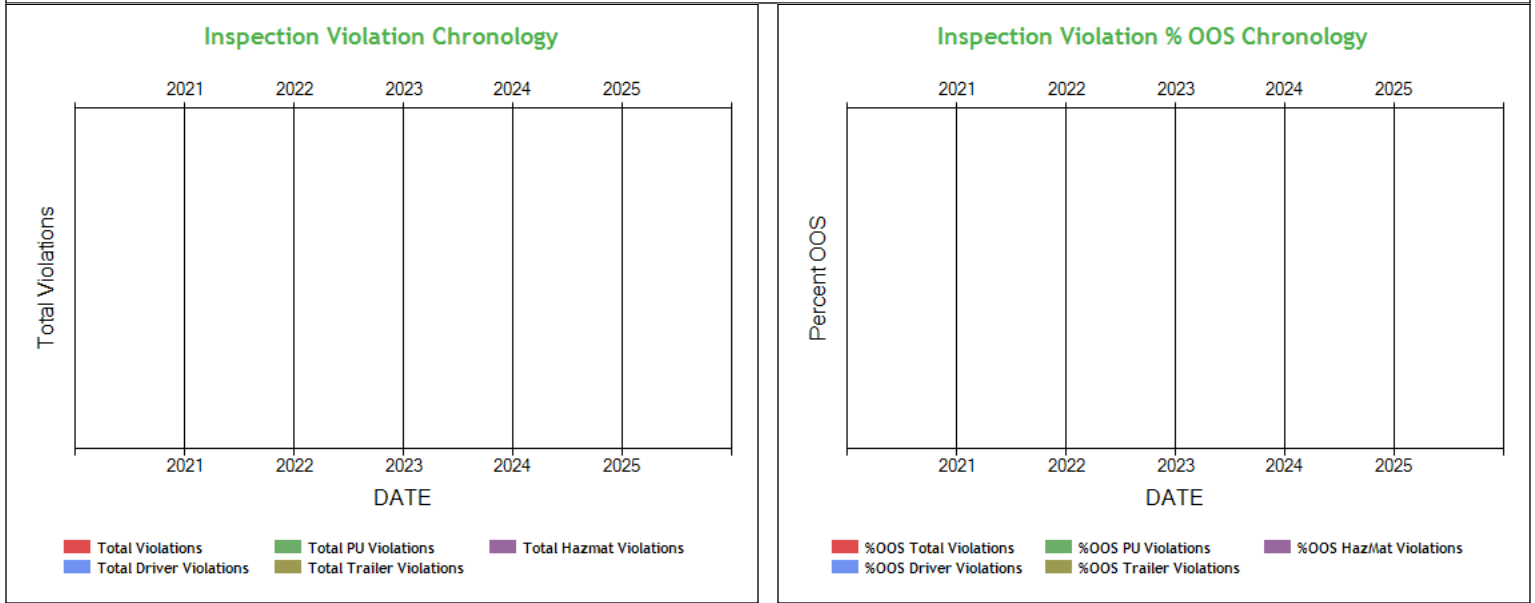
Inspection & Crash Locations - Table [ToC](#)

State	Inspections					Violations					Out-of-Services					Crashes				
	2021	2022	2023	2024	2025	2021	2022	2023	2024	2025	2021	2022	2023	2024	2025	2021	2022	2023	2024	2025
TOTAL	0	1	0	2	0	0	0	0	0	0	0	0	0	0	0	0	0	0	0	0
AZ	0	0	0	2	0	0	0	0	0	0	0	0	0	0	0	0	0	0	0	0
OH	0	1	0	0	0	0	0	0	0	0	0	0	0	0	0	0	0	0	0	0

No hot spot data in the last 12 months



Inspection Violation % OOS Chronology - Chart [ToC](#)

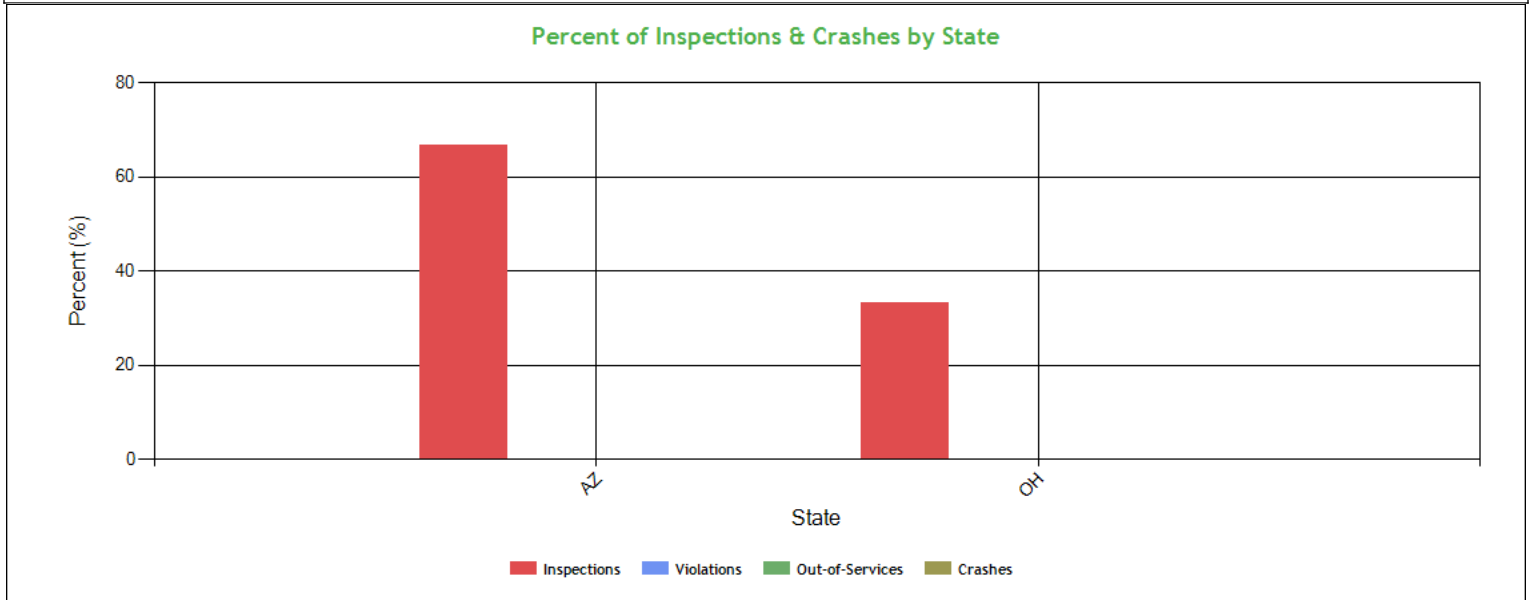


Inspection Violation % OOS Chronology - Table [ToC](#)

	2021	2022	2023	2024	2025
Total Violations	0	0	0	0	0
Total Out Of Services	0	0	0	0	0
%OOS Total Violations	0	0	0	0	0
Total Driver Violations	0	0	0	0	0
Total Driver Out Of Services	0	0	0	0	0
%OOS Driver Violations	0	0	0	0	0
Total PU Violations	0	0	0	0	0
Total PU Out Of Services	0	0	0	0	0
%OOS PU Violations	0	0	0	0	0
Total Trailer Violations	0	0	0	0	0
Total Trailer Out Of Services	0	0	0	0	0
%OOS Trailer Violations	0	0	0	0	0
Total Hazmat Violations	0	0	0	0	0
Total Hazmat Out Of Services	0	0	0	0	0
%OOS HazMat Violations	0	0	0	0	0



Percent of Insp & Crash by State - Chart **ToC**



Percent of Insp & Crash by State - Table (based on Inspection data from the last 4 years) **ToC**

State	Inspections		Violations		Out-of-Services		Crashes	
	Total	Percent	Total	Percent	Total	Percent	Total	Percent
	3	100	0	100	0	100	0	100
AZ	2	66.7	0	0	0	0	0	0
OH	1	33.3	0	0	0	0	0	0

VIN Insp Summary by State (based on inspection from the last 2 years) **ToC**

VIN	Insp	Viol Pts	Counts in each State			
			AZ		OH	
			Insp	Viol Pts	Insp	Viol Pts
TOTALS	6/ 0*	3/ 0**	2	0	1	0
1XPBD49X3ND788758	2	0	1	0	1	0
1GR1P0628PT513603	1	0	1	0	0	0
1UYVS2536N7558210	1	0	1	0	0	0
3AKJHHDR0LSLK1069	1	0	1	0	0	0

*<Total number of inspections for these 4 VIN(s)>/n<Total number of inspections for these 2 state(s)>

**<Total severity sum for these 4 VIN(s)>/n<Total severity sum for these 2 state(s)>

Violations By Unit Type **ToC**

of Violations: 0 Total Severity: 0



Equipment Ownership **ToC** **Equipment Ownership** (based on MCS-150 dated 4/26/2024)

	Trucks	Tractors	Trailers	Motor Coaches	Vans
Owned	0	1	0	0	0
Term Leased	0	0	0	0	0
Trip Leased	0	0	0	0	0
Total No.	0	1	0	0	0

Equipment Details Power Units **ToC**

VIN	Latest Insp Date	Year	Make	Model	Body Class	Body Type	Axles	Len	Fuel Type
3AKJHHDR0LS LK1069	06/03/2024	2020	FREIGHTLINER	New Cascadia 126" Sleepercab	Truck-Tractor	-	-	-	Diesel
1XPBD49X3ND 788758	01/09/2024	2022	PETERBILT	579	Truck-Tractor	-	-	-	-

Equipment Details Trailers

VIN	Latest Insp Date	Year	Make	Model	Body Class	Body Type	Axles	Len	Fuel Type
1UYVS2536N75 58210	06/03/2024	2022	UTILITY	Utility Trailer Manufacturer	Trailer	Van Trailer	2	53	Not Applicable
1GR1P0628PT5 13603	01/09/2024	2023	GREAT DANE	Great Dane Trailers	Trailer	-	2	53	Not Applicable

Vehicle Age **ToC**

Year	# Power Units	PU Percentage	# Trailers	Trailres Percentage
2023	0	0.00%	1	50.00%
2022	1	50.00%	1	50.00%
2020	1	50.00%	0	0.00%

Based on 24 months of inspection data, see the live report for more options

States of Power Unit Registrations **ToC**

State	AZ	OH
Number of Power Units	2	1

Equipment Acquisitions - Table **ToC**

	Power Units inspected for 1st time in past 12 months	Power Units inspected for 1st time in past 24 months	Power Units inspected during entire date range	Trailers inspected for 1st time in past 12 months	Trailers inspected for 1st time in past 24 months	Trailers inspected during entire date range
Unique VINs	1	2	2	1	2	2
Unique License Plates	1	2	2	1	2	2
License Plate States	1	1	1	1	1	1

Driver Details **ToC** **Driver Details** (based on MCS-150 dated 4/26/2024)

	Within 100 mi	Beyond 100 mi	TOTAL
# Drivers Interstate	0	1	1
# Drivers Intrastate	0	0	0
TOTAL	0	1	/

Avg. # Trip Lease Drivers/Mo: 0 # Drivers Grand Total: 1 # Drivers Commercially Licensed: 1



Shared VIN Summary [ToC](#)

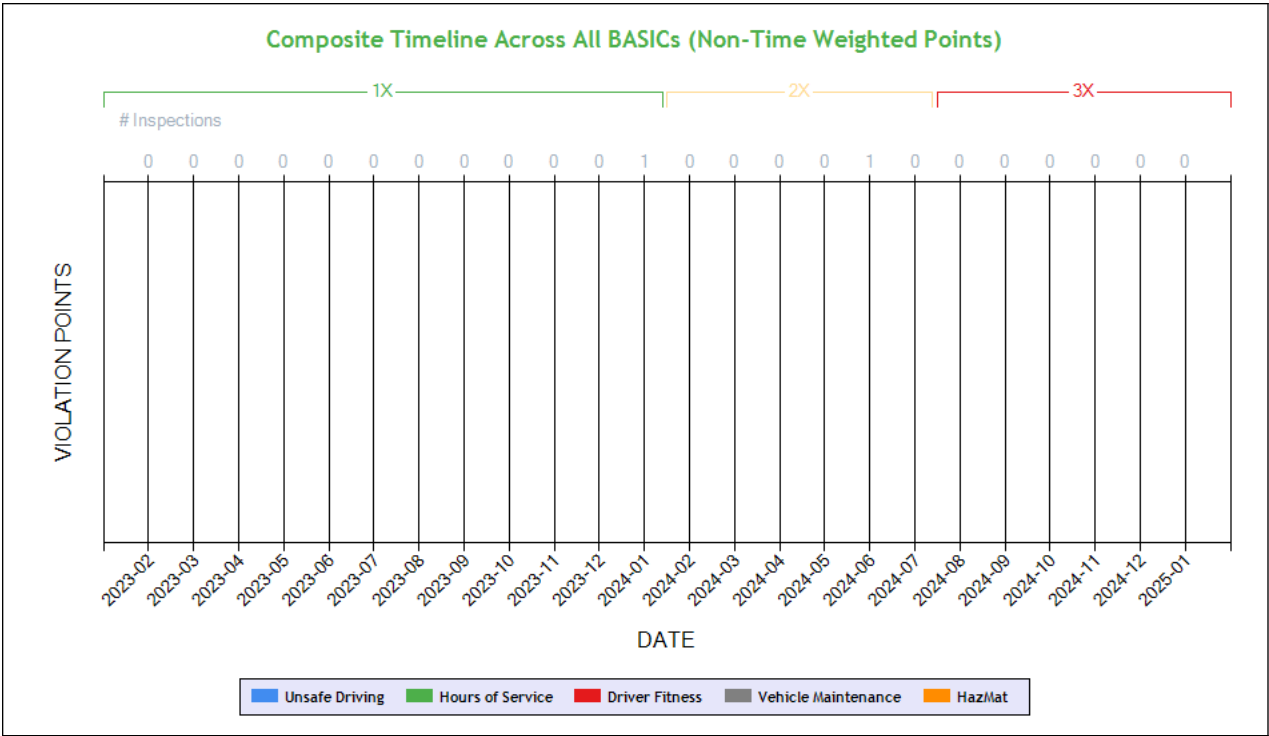
No Data

SHIPPERS DETAIL [ToC](#) based on Inspection results for the last 4 years

Shipper Name	Number of Inspections	Shipper Name	Number of Inspections
No Shipper listed	2	BALL METAL BEVERAGE CONTAINER	1



Carrier Underwriting Report Safety Summary ToC



Time-Weighted Violation Points - no data available to draw a chart
Time-Weighted Violation Points by Vehicle - no data available to draw a chart

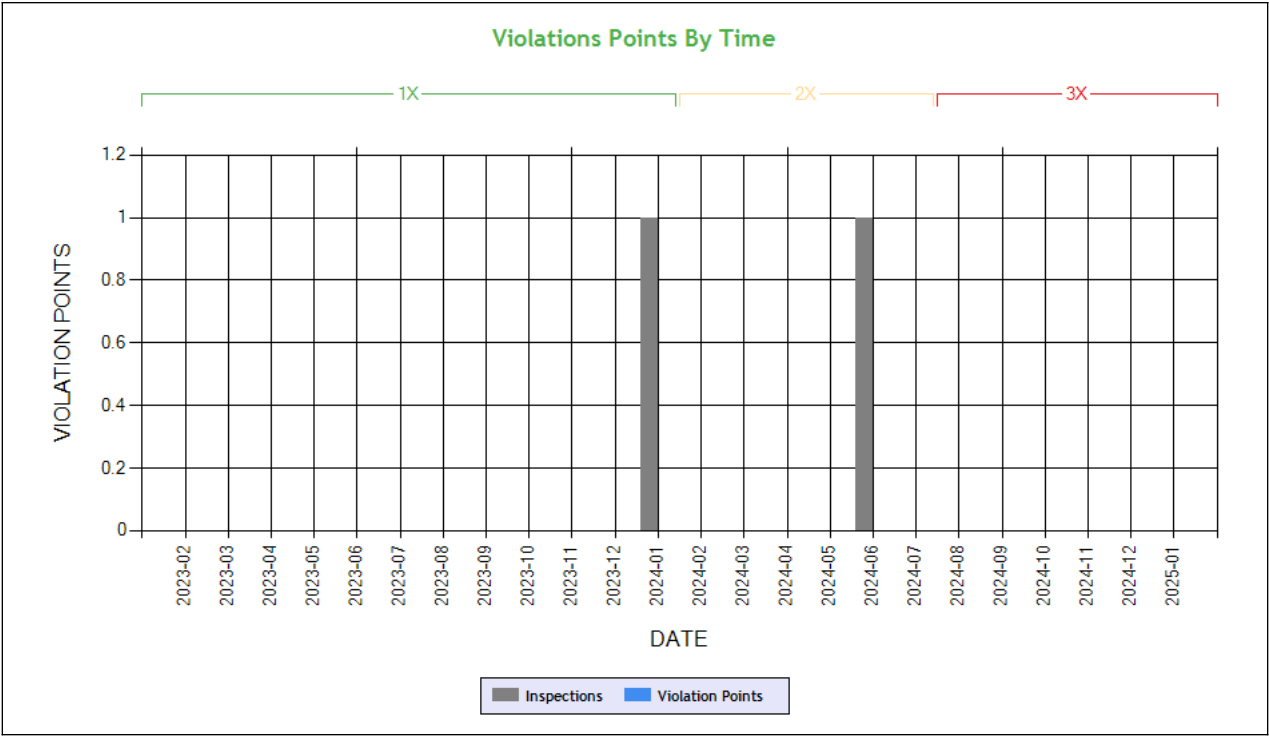
See the Excel file for the complete analysis # Violations is in (1-6/7-12/13-24mo)

Shaded = Out Of Service Violation		
Violation Group		
Violation Description	Total Time-weighted Points by VIN	% of Total Time-weighted Points by VIN
Driver Resp		
Total Time-weighted Points		
% Total Time-Wt Pts		



SAFETY ANALYSIS ToC

Unsafe Driving



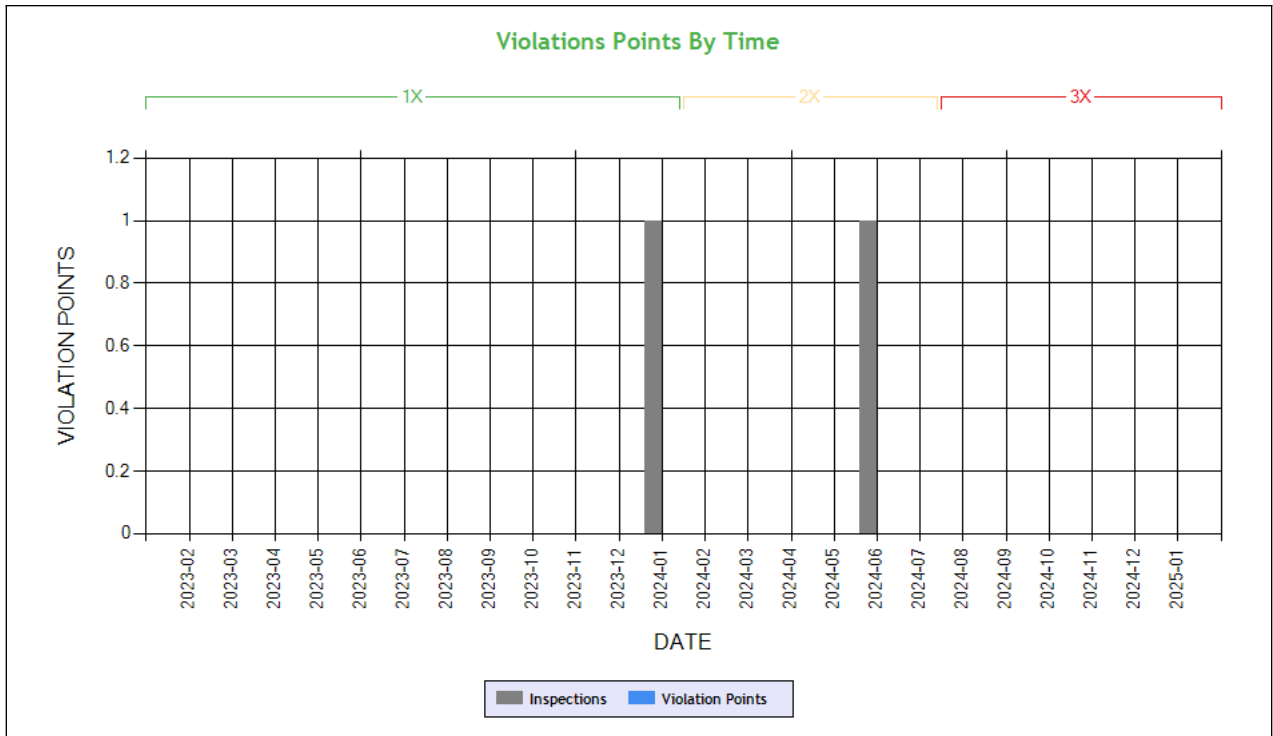
Time-Weighted Violation Points - no data available to draw a chart
Time-Weighted Severity Points by Vehicle - no data available to draw a chart

See the Excel file for the complete analysis # Violations is in (1-6/7-12/13-24mo)

Shaded = Out Of Service Violation		
Violation Group		
Violation Description	Total Time-weighted Points by VIN	% of Total Time-weighted Points by VIN
Driver Resp		
Total Time-weighted Points		
% Total Time-Wt Pts		

HOS Compliance

Time-Weighted Violation Points - no data available to draw a chart
Time-Weighted Severity Points by Vehicle - no data available to draw a chart



Carrier Software
 1-800-646-5152
 info@CarrierSoftware.com

CONFIDENTIAL - Intended for use by Amerigo Insurance Agency - Date: 2/21/2025

SWARAJ DEEP INC - DOT# 3777384 / MC1350929

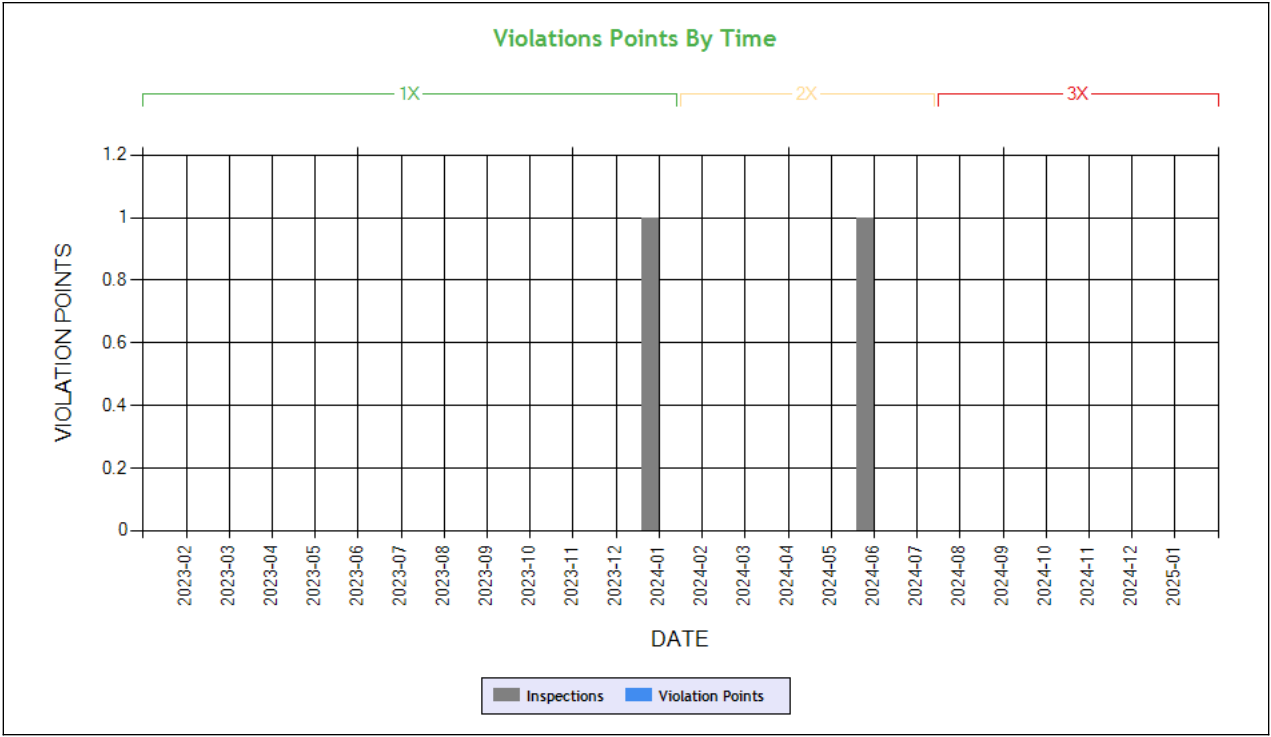
See the Excel file for the complete analysis

Violations is in (1-6/7-12/13-24mo)

Shaded = Out Of Service Violation		
Violation Group		
Violation Description	Total Time-weighted Points by VIN	% of Total Time-weighted Points by VIN
Driver Resp		
Total Time-weighted Points		
% Total Time-Wt Pts		



Driver Fitness



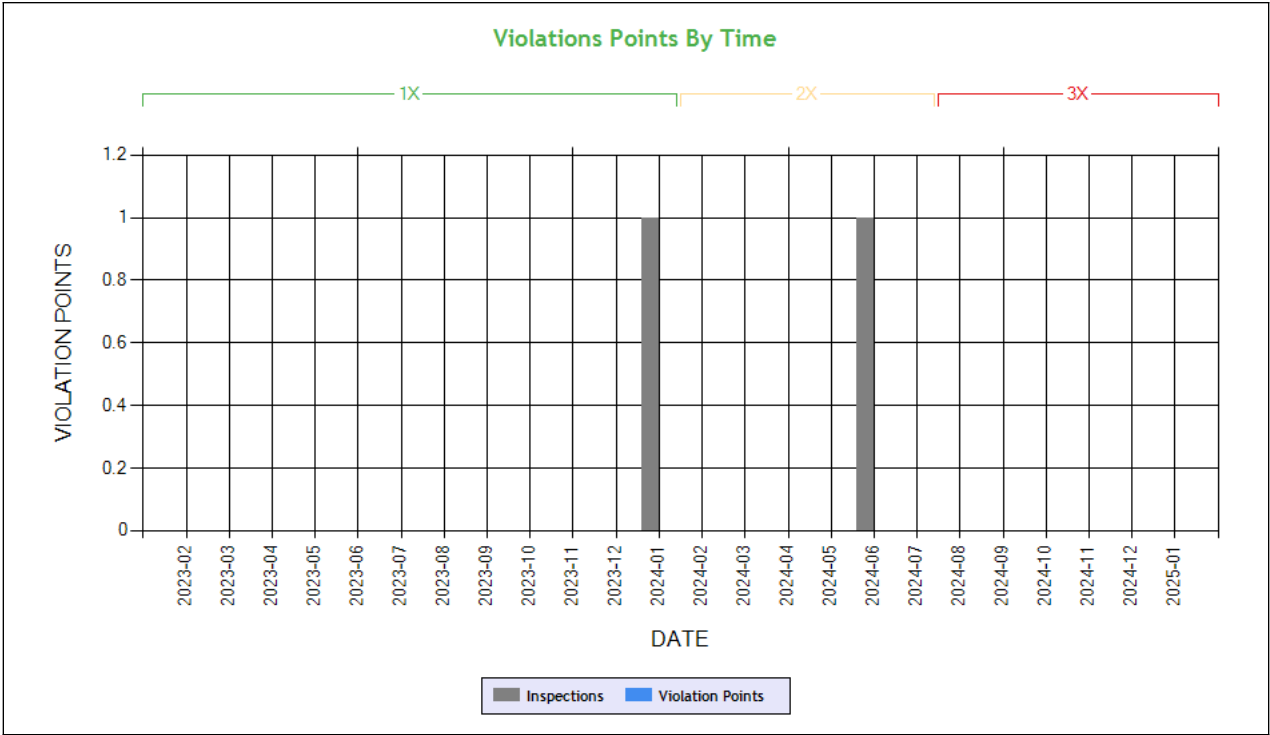
Time-Weighted Violation Points - no data available to draw a chart
Time-Weighted Severity Points by Vehicle - no data available to draw a chart

See the Excel file for the complete analysis # Violations is in (1-6/7-12/13-24mo)

Shaded = Out Of Service Violation		
Violation Group		
Violation Description	Total Time-weighted Points by VIN	% of Total Time-weighted Points by VIN
Driver Resp		
Total Time-weighted Points		
% Total Time-Wt Pts		



Vehicle Maintenance



Time-Weighted Violation Points - no data available to draw a chart
Time-Weighted Severity Points by Vehicle - no data available to draw a chart

See the Excel file for the complete analysis # Violations is in (1-6/7-12/13-24mo)

Shaded = Out Of Service Violation		
Violation Group		
Violation Description	Total Time-weighted Points by VIN	% of Total Time-weighted Points by VIN
Driver Resp		
Total Time-weighted Points		
% Total Time-Wt Pts		

COLOR CODED CRASH TABLE ToC

No crashes have been reported by the DOT on this Motor Carrier
INSPECTIONS WITH SHARED EQUIPMENT:
No Data



LEGEND

Vehicle Information

Inspection for DOT # being analyzed

Inspection for Different DOT

Crash Information for specific VIN

INSPECTION DETAILS for ALL Inspections

PDF shows the first 100 Power Unit & Trailer VINs with most recent inspections using data from the last 4 years

POWER UNIT Inspections Section

VIN: 3AKJHHDR0LSLK1069				Unit: Truck Tractor		Year: 2020	Make: FREIGHTLINER	
DOT No: 3777384		Docket No: MC1350929		Name: SWARAJ DEEP INC			Interstate: Yes	
Date	Unit License	Unit Lic State	Violation Unit	Violation Description		Severity	OOS	Citation
06/03/2024	ZP18128	CA	-	-		-	-	-
DOT No: 3706		Docket No: MC140665		Name: NEW PRIME INC			Interstate: Yes	
Date	Unit License	Unit Lic State	Violation Unit	Violation Description		Severity	OOS	Citation
07/30/2022	14KR4N	MO	-	-		-	-	-
02/08/2022	14KR4N	MO	D	395.8E - False report of drivers record of duty status		7	No	
12/27/2021	14KR4N	MO	-	-		-	-	-

VIN: 1XPBD49X3ND788758				Unit: Truck Tractor		Year: 2022	Make: PETERBILT	
DOT No: 1038896		Docket No: MC600700		Name: LUPE & ELIUTH TRUCKING INC			Interstate: Yes	
Date	Unit License	Unit Lic State	Violation Unit	Violation Description		Severity	OOS	Citation
12/12/2024	ZP25490	CA	-	-		-	-	-
DOT No: 3777384		Docket No: MC1350929		Name: SWARAJ DEEP INC			Interstate: Yes	
Date	Unit License	Unit Lic State	Violation Unit	Violation Description		Severity	OOS	Citation
01/09/2024	YP51121	CA	-	-		-	-	-
03/21/2022	YP51121	CA	-	-		-	-	-
DOT No: 12358		Docket No: MC29886		Name: ACTIVE USA LLC			Interstate: Yes	
Date	Unit License	Unit Lic State	Violation Unit	Violation Description		Severity	OOS	Citation
01/04/2022	WP33151	WI	-	-		-	-	-

TRAILER Inspections Section

VIN: 3AKJHHDR0LSLK1069				Unit: Truck Tractor		Year: 2020	Make: FREIGHTLINER	
DOT No: 3777384		Docket No: MC1350929		Name: SWARAJ DEEP INC			Interstate: Yes	
Date	Unit License	Unit Lic State	Violation Unit	Violation Description		Severity	OOS	Citation
06/03/2024	ZP18128	CA	-	-		-	-	-
DOT No: 3706		Docket No: MC140665		Name: NEW PRIME INC			Interstate: Yes	
Date	Unit License	Unit Lic State	Violation Unit	Violation Description		Severity	OOS	Citation
07/30/2022	14KR4N	MO	-	-		-	-	-
02/08/2022	14KR4N	MO	D	395.8E - False report of drivers record of duty status		7	No	
12/27/2021	14KR4N	MO	-	-		-	-	-



VIN: 1XPBD49X3ND788758			Unit: Truck Tractor		Year: 2022	Make: PETERBILT	
DOT No: 1038896		Docket No: MC600700		Name: LUPE & ELIUTH TRUCKING INC		Interstate: Yes	
Date	Unit License	Unit Lic State	Violation Unit	Violation Description	Severity	OOS	Citation
12/12/2024	ZP25490	CA	-	-	-	-	-
DOT No: 3777384		Docket No: MC1350929		Name: SWARAJ DEEP INC		Interstate: Yes	
Date	Unit License	Unit Lic State	Violation Unit	Violation Description	Severity	OOS	Citation
01/09/2024	YP51121	CA	-	-	-	-	-
03/21/2022	YP51121	CA	-	-	-	-	-
DOT No: 12358		Docket No: MC29886		Name: ACTIVE USA LLC		Interstate: Yes	
Date	Unit License	Unit Lic State	Violation Unit	Violation Description	Severity	OOS	Citation
01/04/2022	WP33151	WI	-	-	-	-	-

Inspection Summary By Month (based on inspections from the last 4 years) ToC						
Year-Month	Number of Inspections	Number of Power Units	Total Violations	Total OOS Inspections	Total Severity Points	Number of Crashes
2024-06	1	1	0	0	0	0
2024-01	1	1	0	0	0	0
2022-03	1	1	0	0	0	0
Note: The most recent month's counts may not include all the inspections for that month.						

No data for Inspection Summary By Month

Inspection History ToC							
Inspection Date	Report Number	Report State	Plate Number	Plate State	Type	Severity Weight	Time Weight
06/03/2024	6847000467	AZ	ZP18128	CA	Truck Tractor		2
01/09/2024	6083000063	AZ	YP51121	CA	Truck Tractor		1
03/21/2022	1441000052	OH	YP51121	CA	Truck Tractor		0
Only the first 20 inspections are shown. See the live report for more data.							