



Table of Contents

1. Overview	2. BASIC Scores History
3. BASIC Measures	4. KPI: BASIC Measures by Cargo Group
5. Estimated ISS Score	6. Investigation Results
7. Penalties History	8. Acute Critical Violations
9. Red Flag Violation Details	10. DOT Registration Information
11. DOT MCS-150 History	12. Crash Summary
13. Inspection Summary	14. KPI: Inspection Viol OOS Rates by Cargo Group
15. FHWA Registration Information	16. FHWA Insurance Information
17. FHWA Authorities	18. Severe Violations
19. Violation Report	20. Violation Summary
21. Violation Enforcement Chronology	22. Inspection Violations & OOS Counts
23. Radius Of Operation	24. Inspection & Crash Locations
25. Cargo Hot Spots	26. Inspection Violations & OOS Chronology
27. Percent of Insp & Crash by State	28. VIN Insp Summary by State
29. Violations By Unit Type	30. Equipment Ownership
31. Equipment Details	32. Vehicle Age
33. States of Power Unit Registrations	34. Equipment Acquisitions
35. Driver Details	36. Shared VIN Summary
37. Shipper Table	38. Safety Summary
39. Safety Details	40. Crash Detail Color Coded
41. Inspections with Shared Equipment	42. Inspection Tabular Details
43. Inspection Summary By Month	44. VIN Inspection Violation Details
45. Inspection History	



Business Address

144 FLEURETTE LN
LATHROP, CA
95330

Contact Info

(415)-686-7047

PANNU007INC@GMAIL.COM

FHWA Address

144 FLEURETTE LN
LATHROP, CA, 95330
Phone: (415)-686-7047

Mailing Address

144 FLEURETTE LN
LATHROP, CA
95330

Overview ToC

Operating Status: AUTHORIZED FOR Property
One other company viewed this DOT in the past two months
Crash/PU ratio: 0.0%
Clean Inspection ratio: 0.0%

Estimated BASIC Scores (as of 1/31/2025)

	Unsafe Driving	Hours of Service	Driver Fitness	Controlled Sub. and Alcohol	Vehicle Maintenance	HM Compliance	Crash
Relative Scores	0% ○	0% ⊖	0% ○	0% ○	0% ○	0% ○	0% ○
Alert Status	No	No	No	No	No	No	No



Estimated Inspection Selection System (ISS) Score: 69
Category: Optional Inspect

* The Estimated ISS score is based on Insufficient Data Algorithm *

BASIC Scores History - Unsafe Driving ToC

There are no Scores for this BASIC

BASIC Scores History - Hours of Service ToC

There are no Scores for this BASIC

BASIC Scores History - Driver Fitness ToC

There are no Scores for this BASIC

BASIC Scores History - Controlled Substance ToC

There are no Scores for this BASIC



BASIC Scores History - Vehicle Maintenance ToC

There are no Scores for this BASIC

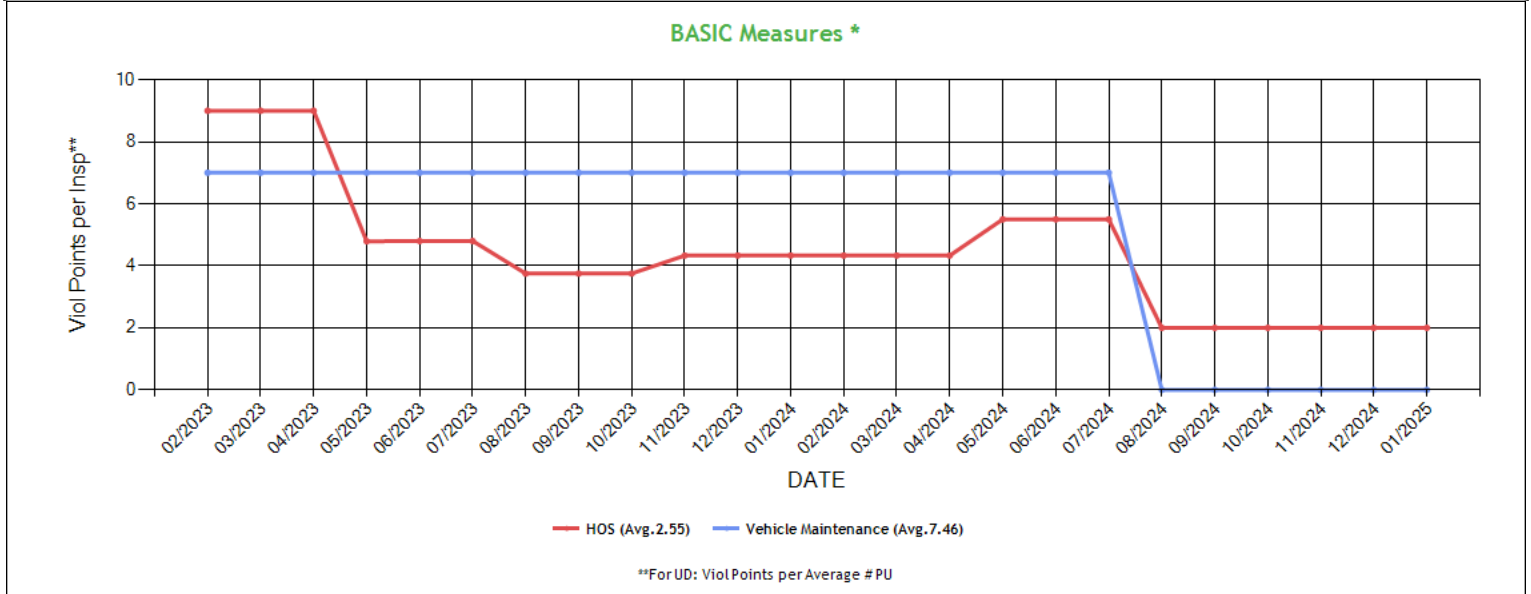
BASIC Scores History - Crash ToC

There are no Scores for this BASIC

BASIC Scores History - Hazmat ToC

There are no Scores for this BASIC

BASIC Measures: Violation Points per Inspection Trends ToC



* BASIC Measures are the absolute SMS scores that are compared within each Safety Event Group to determine the BASIC Score percentiles. Averages based on fleets with 1-5 power units.



BASIC Measures * - Table ToC

UD-Unsafe Driving, HOS-Hours of Service, DF-Driver Fitness, CS-Controlled Substances, VM-Vehicle Maintenance

Date	UD Measure	UD AC	UD with Viol	HOS Measure	HOS AC	HOS with Viol	DF Measure	DF AC	DF with Viol	CS Measure	CS AC	CS with Viol	VM Measure	VM AC	VM with Viol
01/2025	0.00	N	0	2.00	N	1	0.00	N	0	0.00	N	0	0.00	N	0
12/2024	0.00	N	0	2.00	N	1	0.00	N	0	0.00	N	0	0.00	N	0
11/2024	0.00	N	0	2.00	N	1	0.00	N	0	0.00	N	0	0.00	N	0
10/2024	0.00	N	0	2.00	N	1	0.00	N	0	0.00	N	0	0.00	N	0
09/2024	0.00	N	0	2.00	N	1	0.00	N	0	0.00	N	0	0.00	N	0
08/2024	0.00	N	0	2.00	N	1	0.00	N	0	0.00	N	0	0.00	N	0
07/2024	0.00	N	0	5.50	N	2	0.00	N	0	0.00	N	0	7.00	N	1
06/2024	0.00	N	0	5.50	N	2	0.00	N	0	0.00	N	0	7.00	N	1
05/2024	0.00	N	0	5.50	N	2	0.00	N	0	0.00	N	0	7.00	N	1
04/2024	0.00	N	0	4.33	N	2	0.00	N	0	0.00	N	0	7.00	N	1
03/2024	0.00	N	0	4.33	N	2	0.00	N	0	0.00	N	0	7.00	N	1
02/2024	0.00	N	0	4.33	N	2	0.00	N	0	0.00	N	0	7.00	N	1
01/2024	0.00	N	0	4.33	N	2	0.00	N	0	0.00	N	0	7.00	N	1
12/2023	0.00	N	0	4.33	N	2	0.00	N	0	0.00	N	0	7.00	N	1
11/2023	0.00	N	0	4.33	N	2	0.00	N	0	0.00	N	0	7.00	N	1
10/2023	0.00	N	0	3.75	N	2	0.00	N	0	0.00	N	0	7.00	N	1
09/2023	0.00	N	0	3.75	N	2	0.00	N	0	0.00	N	0	7.00	N	1
08/2023	0.00	N	0	3.75	N	2	0.00	N	0	0.00	N	0	7.00	N	1
07/2023	0.00	N	0	4.80	N	2	0.00	N	0	0.00	N	0	7.00	N	1
06/2023	0.00	N	0	4.80	N	2	0.00	N	0	0.00	N	0	7.00	N	1
05/2023	0.00	N	0	4.79	N	2	0.00	N	0	0.00	N	0	7.00	N	1
04/2023	0.00	N	0	9.00	N	1	0.00	N	0	0.00	N	0	7.00	N	1
03/2023	0.00	N	0	9.00	N	1	0.00	N	0	0.00	N	0	7.00	N	1
02/2023	0.00	N	0	9.00	N	1	0.00	N	0	0.00	N	0	7.00	N	1
01/2023	0.00	N	0	9.00	N	1	0.00	N	0	0.00	N	0	7.00	N	1
12/2022	0.00	N	0	9.00	N	1	0.00	N	0	0.00	N	0	7.00	N	1
11/2022	0.00	N	0	9.00	N	1	0.00	N	0	0.00	N	0	7.00	N	1
10/2022	0.00	N	0	9.00	N	1	0.00	N	0	0.00	N	0	7.00	N	1
09/2022	0.00	N	0	9.00	N	1	0.00	N	0	0.00	N	0	7.00	N	1
08/2022	0.00	N	0	0.00	N	0	0.00	N	0	0.00	N	0	0.00	N	0
07/2022	0.00	N	0	0.00	N	0	0.00	N	0	0.00	N	0	0.00	N	0
06/2022	0.00	N	0	0.00	N	0	0.00	N	0	0.00	N	0	0.00	N	0
05/2022	0.00	N	0	0.00	N	0	0.00	N	0	0.00	N	0	0.00	N	0
04/2022	0.00	N	0	0.00	N	0	0.00	N	0	0.00	N	0	0.00	N	0
03/2022	0.00	N	0	0.00	N	0	0.00	N	0	0.00	N	0	0.00	N	0
02/2022	0.00	N	0	0.00	N	0	0.00	N	0	0.00	N	0	0.00	N	0
01/2022	0.00	N	0	0.00	N	0	0.00	N	0	0.00	N	0	0.00	N	0

* BASIC Measures are the absolute SMS scores that are compared within each Safety Event Group to determine the BASIC Score percentiles.

KPI: BASIC Measures by Fleet Size and Cargo Group ToC

Fleet Size: 1-5 PUs

	Unsafe Driving		Hours of Service		Driver Fitness		Controlled Substance		Vehicle Maintenance		HM Compliance		Crash	
Cargo Group (Companies)	Avg.	Comp. to Avg.	Avg.	Comp. to Avg.	Avg.	Comp. to Avg.	Avg.	Comp. to Avg.	Avg.	Comp. to Avg.	Avg.	Comp. to Avg.	Avg.	Comp. to Avg.
General Freight (483104)	0.79	Better	0.23	Worse	0.20	Better	0.02	Better	1.91	Better	0.01	Better	0.06	Better
PANNU007 INC	0.00		2.00		0.00		0.00		0.00		0.00		0.00	

Estimated ISS Score: 69 Optional Inspect ToC About the Inspection Selection System



Estimated ISS Score History - Table ToC

Date	Estimated ISS Score	Recommendation	Algorithm
01/31/2025	69	Optional Inspect	Insufficient Data Algorithm
12/27/2024	67	Optional Inspect	Insufficient Data Algorithm
11/29/2024	67	Optional Inspect	Insufficient Data Algorithm
10/25/2024	68	Optional Inspect	Insufficient Data Algorithm
09/27/2024	67	Optional Inspect	Insufficient Data Algorithm
08/30/2024	67	Optional Inspect	Insufficient Data Algorithm
07/26/2024	74	Optional Inspect	Insufficient Data Algorithm
06/28/2024	74	Optional Inspect	Insufficient Data Algorithm
05/31/2024	74	Optional Inspect	Insufficient Data Algorithm
04/26/2024	74	Optional Inspect	Insufficient Data Algorithm
03/29/2024	74	Optional Inspect	Insufficient Data Algorithm
02/23/2024	74	Optional Inspect	Insufficient Data Algorithm
01/26/2024	74	Optional Inspect	Insufficient Data Algorithm
12/29/2023	74	Optional Inspect	Insufficient Data Algorithm
11/24/2023	74	Optional Inspect	Insufficient Data Algorithm
10/27/2023	74	Optional Inspect	Insufficient Data Algorithm
09/29/2023	74	Optional Inspect	Insufficient Data Algorithm
08/25/2023	74	Optional Inspect	Insufficient Data Algorithm
07/28/2023	74	Optional Inspect	Insufficient Data Algorithm
06/30/2023	74	Optional Inspect	Insufficient Data Algorithm
05/26/2023	74	Optional Inspect	Insufficient Data Algorithm
04/28/2023	67	Optional Inspect	Insufficient Data Algorithm
03/31/2023	65	Optional Inspect	Insufficient Data Algorithm
02/24/2023	65	Optional Inspect	Insufficient Data Algorithm
01/27/2023	66	Optional Inspect	Insufficient Data Algorithm
12/30/2022	65	Optional Inspect	Insufficient Data Algorithm
11/25/2022	65	Optional Inspect	Insufficient Data Algorithm
10/28/2022	65	Optional Inspect	Insufficient Data Algorithm
09/30/2022	65	Optional Inspect	Insufficient Data Algorithm
08/26/2022	64	Optional Inspect	Insufficient Data Algorithm
07/29/2022	64	Optional Inspect	Insufficient Data Algorithm
06/24/2022	64	Optional Inspect	Insufficient Data Algorithm
05/27/2022	64	Optional Inspect	Insufficient Data Algorithm
04/29/2022	64	Optional Inspect	Insufficient Data Algorithm
03/25/2022	64	Optional Inspect	Insufficient Data Algorithm
02/25/2022	64	Optional Inspect	Insufficient Data Algorithm
01/28/2022	63	Optional Inspect	Insufficient Data Algorithm

Investigation Results ToC

No Investigations reported on FMCSA website

Penalties History ToC

There is a problem with the Penalties data on FMCSA website.

Acute Critical Violations (Based on Investigations as per CSA Methodology Appendix A) ToC

No Data

No red flag violations in the last 24 months



DOT Registration Information: The following information on this specific DOT # is from the Federal DOT (as of Operating Authority

DOT Registration: 01/24/2022		Total Power Units: 1		Total Trucks: 1		Total Trailers: 1		Total Passenger Vehicles: 0	
Status	Entity Type	Organization Type	Nation		Total Cars		Drivers / CDL Drivers		
A	C	-	US		0		1 / 1		
MCS-150 Date	Op Codes	Shipper Op Codes	Shipper HazMat Op Codes		Latest Review Type		Latest Review Document Number(Date)		
08/20/2024	A						()		
MCS-150 Mileage (Year)	Record Update Date	Transports Hazmats	DOT Census Date		Recordable Accident Rate		Preventable Accident Rate		
132,525 (2023)	08/20/2024	N	01/24/2022		0%		0%		
MCS-151 Mileage	Safety Rating (Date)	SEA Accident	SEA Driver		SEA Vehicle		SEA Management		
0	None (None)	0%	0%		0%		0%		
Classification Codes		Cargo Carried (per MCS-150)							
Authorized-For-Hire		General Freight							

DOT MCS-150 History ToC			(as of 09/10/2024 DOT census)						
Census Date	MCS-150 Date	MCS-150 Mileage	VMY Year	Power Units	Drivers	Trailers	Company Rep1	Company Rep2	Email
9/10/2024	8/20/2024	132525	2023	1	1	-	GURPAL SINGH		PANNU007INC@GMAIL.COM
6/9/2023	6/2/2023	130000	2022	1	2	0	GURPAL SINGH		UT1234@HOTMAIL.COM
4/9/2023	3/28/2023	0		1	2	0	GURPAL SINGH		UT1234@HOTMAIL.COM
2/9/2022	1/24/2022	0		1	2	0	GURPAL SINGH		UT1234@HOTMAIL.COM

Crash Summary Chart ToCCrashes Summary - Chart (based on all available crash data)

No Data

Crashes Summary - Table (based on all available crash data) ToC										
	TOTAL	Last 6 months	7-12 months	13-18 months	19-24 months	25-30 months	30-36 months	37-41 months	42-48 months	Over 49 months
Total Reportable	0	0	0	0	0	0	0	0	0	0
Fatalities	0	0	0	0	0	0	0	0	0	0
Injuries	0	0	0	0	0	0	0	0	0	0
Tow Away	0	0	0	0	0	0	0	0	0	0
With Citations	0	0	0	0	0	0	0	0	0	0
Federal Recordable	0	0	0	0	0	0	0	0	0	0
Preventable	0	0	0	0	0	0	0	0	0	0
Crash per Pwr Unit	-	0.0%	0.0%	0.0%	0.0%	0.0%	0.0%	0.0%	0.0%	-

Inspection Summary ToC			
The following inspection information is based on results for 24 months prior to: 02/25/2025. Please note that the total inspections number is not necessarily the total of the vehicle, driver and hazmat inspections, as one inspection may have included any combination of the below inspections.			
Overall <i>(Please note that the total inspections number is not necessarily the total of the vehicle, driver and hazmat inspections, as one inspection may have included any combination of the below inspections)</i> Total Inspections: 1 Total Out of Service: 0 Out of Service: 0% National Average: 21.33% Difference: -21.33%	Vehicle Total Inspections: 0 Total Out of Service: 0 Out of Service: 0.00% National Average: 25.44% Difference: -25.44%	Driver Total Inspections: 1 Total Out of Service: 0 Out of Service: 0.00% National Average: 6.78% Difference: -6.78%	Hazmat Total Inspections: 0 Total Out of Service: 0 Out of Service: 0.00% National Average: 2.97% Difference: -2.97%



KPI: Inspection Viol OOS Rates by Cargo Group ToC

Cargo Group	OVERALL		VEHICLE		DRIVER		HAZMAT	
	Average	Compared to Average	Average	Compared to Average	Average	Compared to Average	Average	Compared to Average
General Freight	28.67%	Better	25.03%	Better	12.50%	Better	0.21%	Better
PANNU007 INC	0%		0%		0%		0%	

FHWA Registration Information: The following data on this Motor Carrier is from the Federal Hwy Administration (as of 2/25/2025)

Docket Number	DOT Number	Company Name	DBA Name	Address	City	State	Country	ZIP Code
MC1371968	3806376	PANNU007 INC		144 FLEURETTE LN	LATHROP	CA	US	95330
Phone Number	Fax Number	Mail Address	Mail City	Mail State	Mail Contry	Mail ZIP Code	Mail Phone Number	Mail Fax Number
(415)-686-7047								
Date of Last Change	Freight	Passenger	Household Goods	Active Authority	Pending Authority	Revocation Pending Authority		
2/25/2025	Y	N	N	/ Common /	/	/ Common /		

Insurance Required (as of 02/25/2025) ToC

Docket Number	Insurance Type	Insurance Required	Insurance on File
MC1371968	BIPD	\$750k	\$750k
MC1371968	Cargo	No	No
MC1371968	Bond	No	No

Active / Pending Insurance (as of 02/25/2025)

Docket Number	Form	Type	Insurance Carrier	Policy/Surety	Coverage From	Coverage To	Required	On File	Effective Date	Cancel Date
MC1371968	91X	BIPD/Primary	SECURITY NATIONAL INSURANCE CO.	SMC1812248	\$0k	\$750k	\$750k	\$750k	03/23/2024	03/23/2025

Insurance History (as of 02/25/2025)

Docket Number	Form	Type	Insurance Carrier	Policy/Surety	Coverage From	Coverage To	Effective Date From	Effective Date To
MC1371968	91X	BIPD/Primary	SECURITY NATIONAL INSURANCE CO.	SMC1812248	\$0k	\$750k	03/23/2023	03/23/2024 Cancelled
MC1371968	91X	BIPD/Primary	TRAILBLAZERS INSURANCE COMPANY INC A RRG	STB00978	\$0k	\$750k	03/23/2022	03/23/2023 Cancelled

FHWA Authorities (as of 02/25/2025) ToC

Docket#	L&I Name	Active Authority	Inactive Authority	Pending Authority	Revocation Pending Authority	Freight	Passenger	Household Goods
MC1371968	PANNU007 INC	Common /			Common /	Yes	No	No



Authority History (as of 02/25/2025)

Docket Number	Sub	Auth Type	Original Action	Disposition
MC1371968		COMMON	INVOLUNTARY REVOCATION 2/26/2024 12:00:00 AM	DISCONTINUED REVOCATION 3/20/2024 12:00:00 AM
MC1371968		COMMON	INVOLUNTARY REVOCATION 2/24/2023 12:00:00 AM	DISCONTINUED REVOCATION 3/17/2023 12:00:00 AM
MC1371968		COMMON	GRANTED 3/31/2022 12:00:00 AM	

Severe Violations (i.e. those with >= 8 points) - Chart [ToC](#)

No Data

Severe Violations (i.e. those with >= 8 points) - Table

No Data

Violation Report [ToC](#)

Inspection Date	Inspection State	BASIC	Violation Description	OOS	VIN	Severity Points
05/01/2023	CA	Hours-Of-Service	395.24C2III - Driver failed to manually add shipping document number	No	1XKYD49X7JJ197540	1
05/01/2023	CA	Hours-Of-Service	395.30B1 - Driver failed to certify the accuracy of the information gathered by the ELD	No	1XKYD49X7JJ197540	1
08/23/2022	WA	Vehicle Maintenance	392.9A2 - Failing to secure vehicle equipment	Yes	1GRAP0627GT610324	1
08/23/2022	WA	Vehicle Maintenance	393.55E - ABS - malfunctioning lamps towed CMV manufactured on or after 3/1/1998	No	1GRAP0627GT610324	4
08/23/2022	WA	Hours-Of-Service	395.8E - False report of drivers record of duty status	Yes	1XKYD49X7JJ197540	7

No filters were applied when generating this report, see the live report for more options.

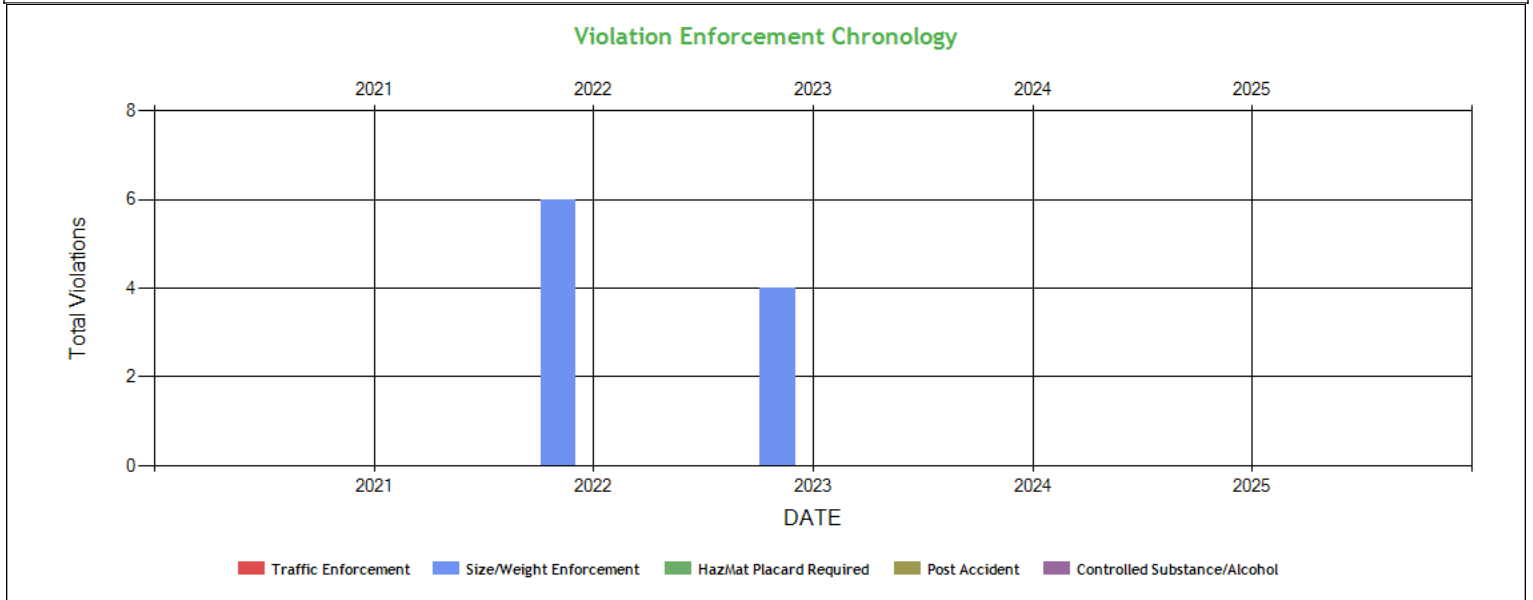
Violation Summary [ToC](#)

BASIC	Violation Group	Code	Description	# of Violations	# of OOS Violations	Severity Points
Hours-Of-Service (HOS) Compliance	Other Log/Form & Manner	395.30B1	Driver failed to certify the accuracy of the information gathered by the ELD	1	0	1
Hours-Of-Service (HOS) Compliance		395.24C2III	Driver failed to manually add shipping document number	1	0	1

No filters were applied when generating this report, see the live report for more options.



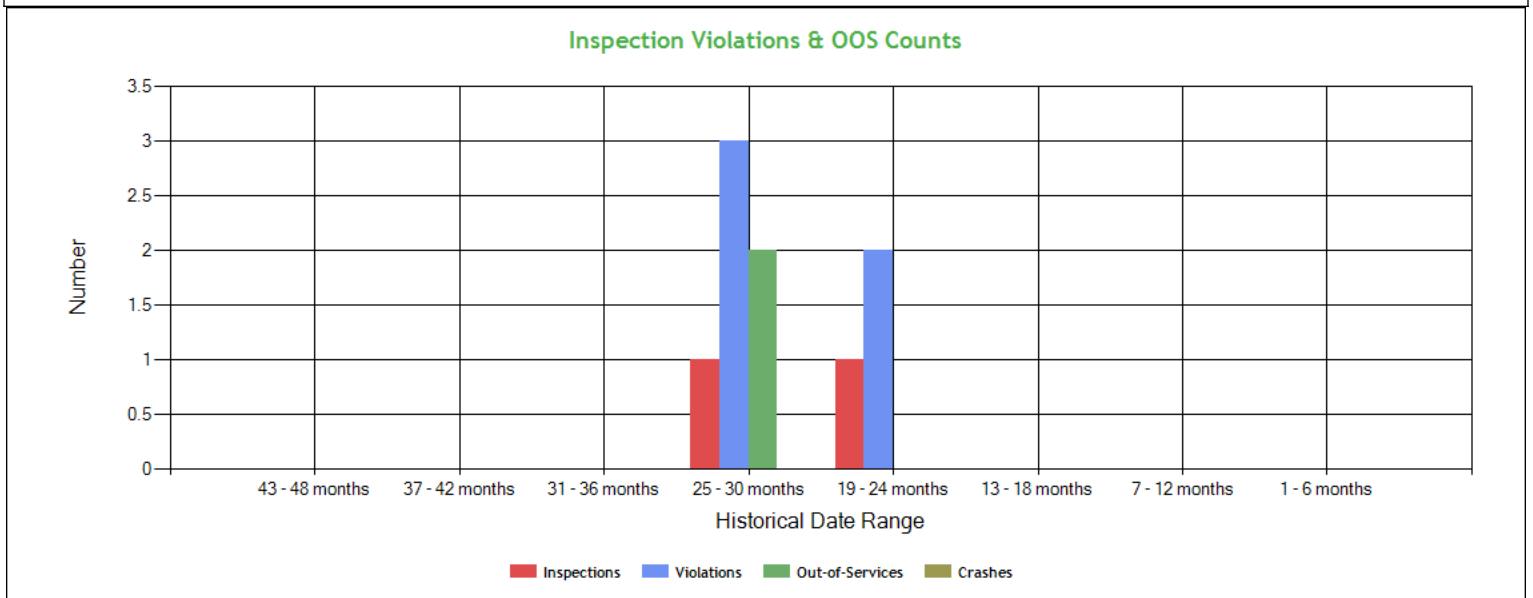
Violation Enforcement Chronology - Chart ToC



Violation Enforcement Chronology - Table ToC

	2021	2022	2023	2024	2025
Traffic Enforcement	0	0	0	0	0
Size/Weight Enforcement	0	6	4	0	0
HazMat Placard Required	0	0	0	0	0
Post Accident	0	0	0	0	0
Controlled Substance/Alcohol	0	0	0	0	0

Inspection Violations & OOS Counts - Chart ToC





Inspection Violations & OOS Counts - Table [ToC](#)

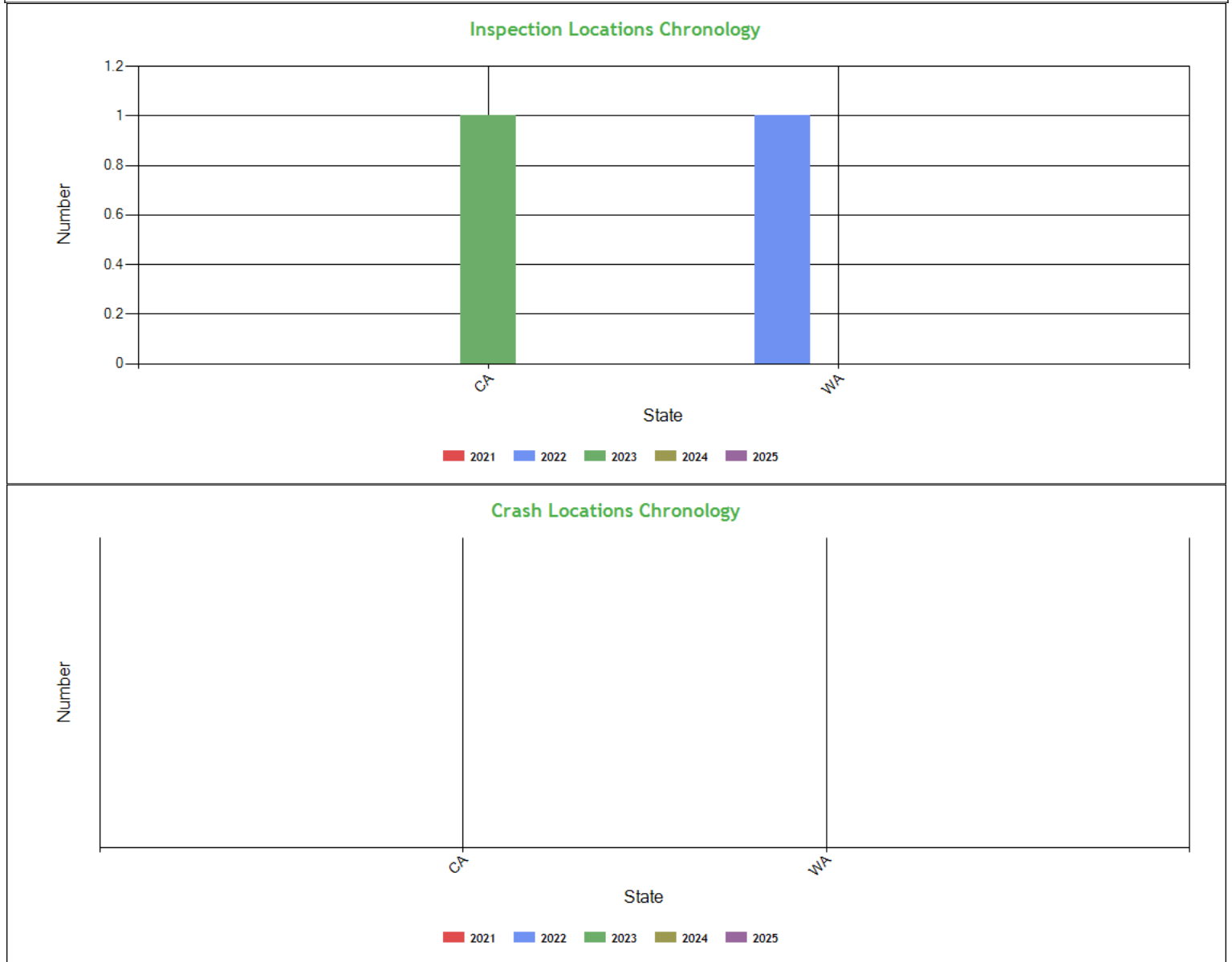
Date Range	Inspections	Violations	Out-of-Services	Crashes
TOTAL	2	5	2	0
1 - 6 months	0	0	0	0
7 - 12 months	0	0	0	0
13 - 18 months	0	0	0	0
19 - 24 months	1	2	0	0
25 - 30 months	1	3	2	0
31 - 36 months	0	0	0	0
37 - 42 months	0	0	0	0
43 - 48 months	0	0	0	0

Radius of Operation (based on Inspections and Crashes during the past 3 years) [ToC](#)

	Total	Drive between 0 and 50 miles radius	Drive between 51 and 200 miles radius	Drive between 201 and 300 miles radius	Drive between 301 and 400 miles radius	Drive between 401 and 500 miles radius	Drive between 501 and 600 miles radius	Drive beyond 600 miles radius
Power Units (i.e. unique VINs)	1	0	0	0	0	0	1	0
Percent	100%	0%	0%	0%	0%	0%	100%	0%



Inspection & Crash Locations - Chart [ToC](#)



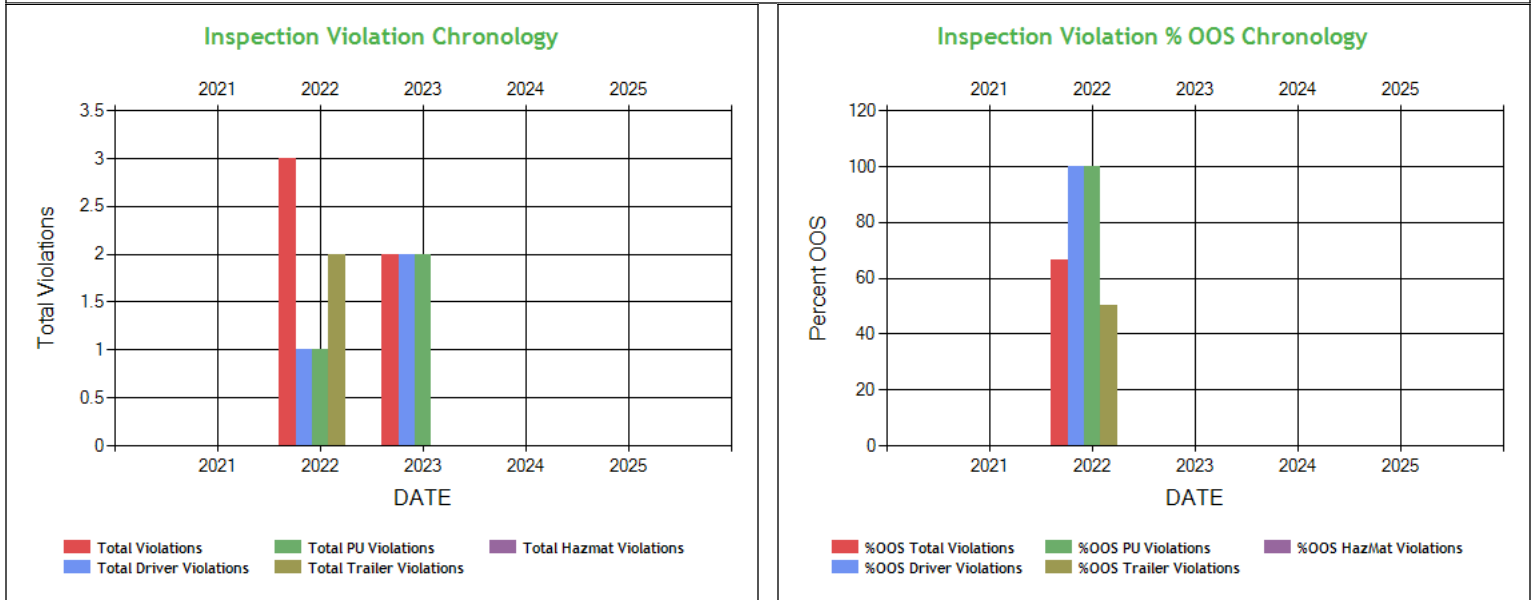
Inspection & Crash Locations - Table [ToC](#)

State	Inspections					Violations					Out-of-Services					Crashes				
	2021	2022	2023	2024	2025	2021	2022	2023	2024	2025	2021	2022	2023	2024	2025	2021	2022	2023	2024	2025
TOTAL	0	1	1	0	0	0	3	2	0	0	0	2	0	0	0	0	0	0	0	0
CA	0	0	1	0	0	0	0	2	0	0	0	0	0	0	0	0	0	0	0	0
WA	0	1	0	0	0	0	3	0	0	0	0	2	0	0	0	0	0	0	0	0

No hot spot data in the last 12 months



Inspection Violation % OOS Chronology - Chart ToC

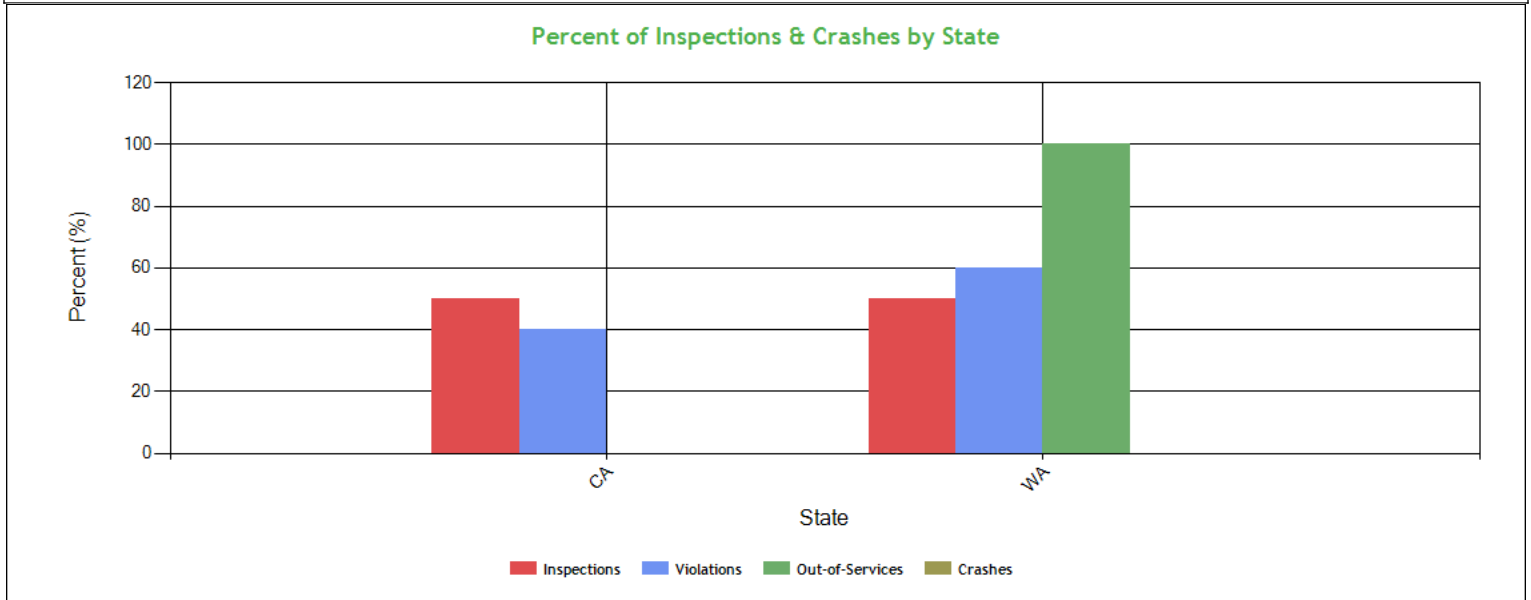


Inspection Violation % OOS Chronology - Table ToC

	2021	2022	2023	2024	2025
Total Violations	0	3	2	0	0
Total Out Of Services	0	2	0	0	0
%OOS Total Violations	0	66.67	0	0	0
Total Driver Violations	0	1	2	0	0
Total Driver Out Of Services	0	1	0	0	0
%OOS Driver Violations	0	100	0	0	0
Total PU Violations	0	1	2	0	0
Total PU Out Of Services	0	1	0	0	0
%OOS PU Violations	0	100	0	0	0
Total Trailer Violations	0	2	0	0	0
Total Trailer Out Of Services	0	1	0	0	0
%OOS Trailer Violations	0	50.0	0	0	0
Total Hazmat Violations	0	0	0	0	0
Total Hazmat Out Of Services	0	0	0	0	0
%OOS HazMat Violations	0	0	0	0	0



Percent of Insp & Crash by State - Chart ToC



Percent of Insp & Crash by State - Table (based on Inspection data from the last 4 years) ToC

State	Inspections		Violations		Out-of-Services		Crashes	
	Total	Percent	Total	Percent	Total	Percent	Total	Percent
	2	100	5	100	2	100	0	100
CA	1	50	2	40	0	0	0	0
WA	1	50	3	60	2	100	0	0

VIN Insp Summary by State (based on inspection from the last 2 years) ToC

VIN	Insp	Viol Pts	Counts in each State			
			CA		WA	
			Insp	Viol Pts	Insp	Viol Pts
TOTALS	4/ 18*	2/ 14**	1	2	1	12
1XKYD49X7JJ197540	2	9	1	2	1	7
1GRAP0627GT610324	1	5	0	0	1	5
*<Total number of inspections for these 2 VIN(s)>/n<Total number of inspections for these 2 state(s)>						
**<Total severity sum for these 2 VIN(s)>/n<Total severity sum for these 2 state(s)>						

Violations By Unit Type ToC

of Violations: 2 Total Severity: 2 based on inspections in the last 2 years

Violation Unit: Driver	# of Violations: 2	Total Severity: 2	% of Total: 100%
Viol. Group: None	# of Violations: 1	Total Severity: 1	% of Total: 50%
Violation	Number of Occurrences	Viol. Severity	Total Severity
395.24C2III:Driver failed to manually add shipping document nu	1	1	1
Viol. Group: Other Log/Form & Manner	# of Violations: 1	Total Severity: 1	% of Total: 50%
395.30B1:Driver failed to certify the accuracy of the infor	1	1	1



Equipment Ownership **ToC**Equipment Ownership (based on MCS-150 dated 8/20/2024)

	Trucks	Tractors	Trailers	Motor Coaches	Vans
Owned	0	1	1	0	0
Term Leased	0	0	0	0	0
Trip Leased	0	0	0	0	0
Total No.	0	1	1	0	0

Equipment Details Power Units **ToC**

VIN	Latest Insp Date	Year	Make	Model	Body Class	Body Type	Axles	Len	Fuel Type
1XKYD49X7JJ1 97540	05/01/2023	2018	KENWORTH	T680	Truck-Tractor	-	-	-	Diesel

Equipment Details Trailers

VIN	Latest Insp Date	Year	Make	Model	Body Class	Body Type	Axles	Len	Fuel Type
1JJV532D3KL14 6412	05/01/2023	2019	WABASH NATIONAL	Dry Van Duraplate	Trailer	Van Trailer	2	53	-
1GRAP0627GT6 10324	08/23/2022	2016	GREAT DANE	Great Dane Trailers	Trailer	-	2	53	-

Vehicle Age **ToC**

Year	# Power Units	PU Percentage	# Trailers	Trailres Percentage
2019	0	0.00%	1	100.00%
2018	1	100.00%	0	0.00%

Based on 24 months of inspection data, see the live report for more options

States of Power Unit Registrations **ToC**

State	CA	WA
Number of Power Units	1	1

Equipment Acquisitions - Table **ToC**

	Power Units inspected for 1st time in past 12 months	Power Units inspected for 1st time in past 24 months	Power Units inspected during entire date range	Trailers inspected for 1st time in past 12 months	Trailers inspected for 1st time in past 24 months	Trailers inspected during entire date range
Unique VINs	0	1	1	0	1	2
Unique License Plates	0	1	1	0	1	2
License Plate States	0	1	1	0	1	1

Driver Details **ToC**Driver Details (based on MCS-150 dated 8/20/2024)

	Within 100 mi	Beyond 100 mi	TOTAL
# Drivers Interstate	0	1	1
# Drivers Intrastate	0	0	0
TOTAL	0	1	/
Avg. # Trip Lease Drivers/Mo: 0 # Drivers Grand Total: 1 # Drivers Commercially Licensed: 1			



Shared VIN Summary **ToC**

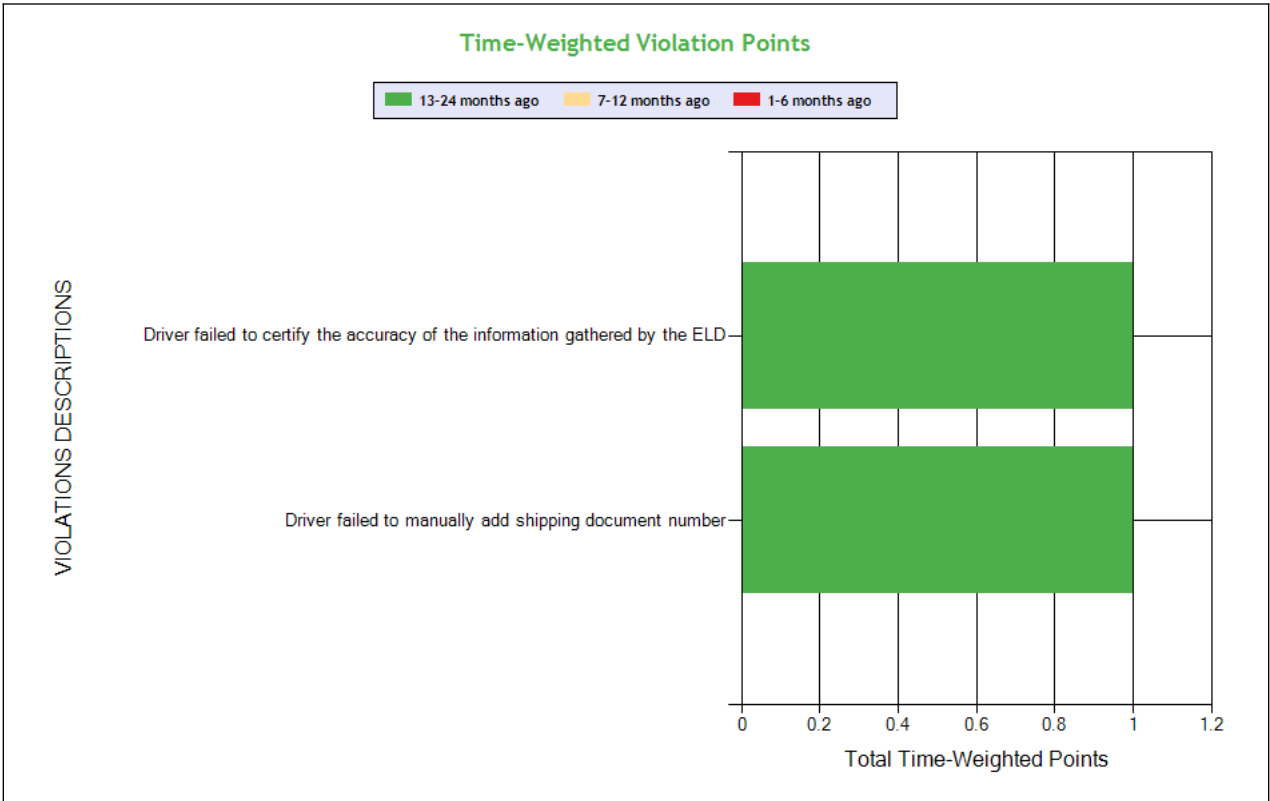
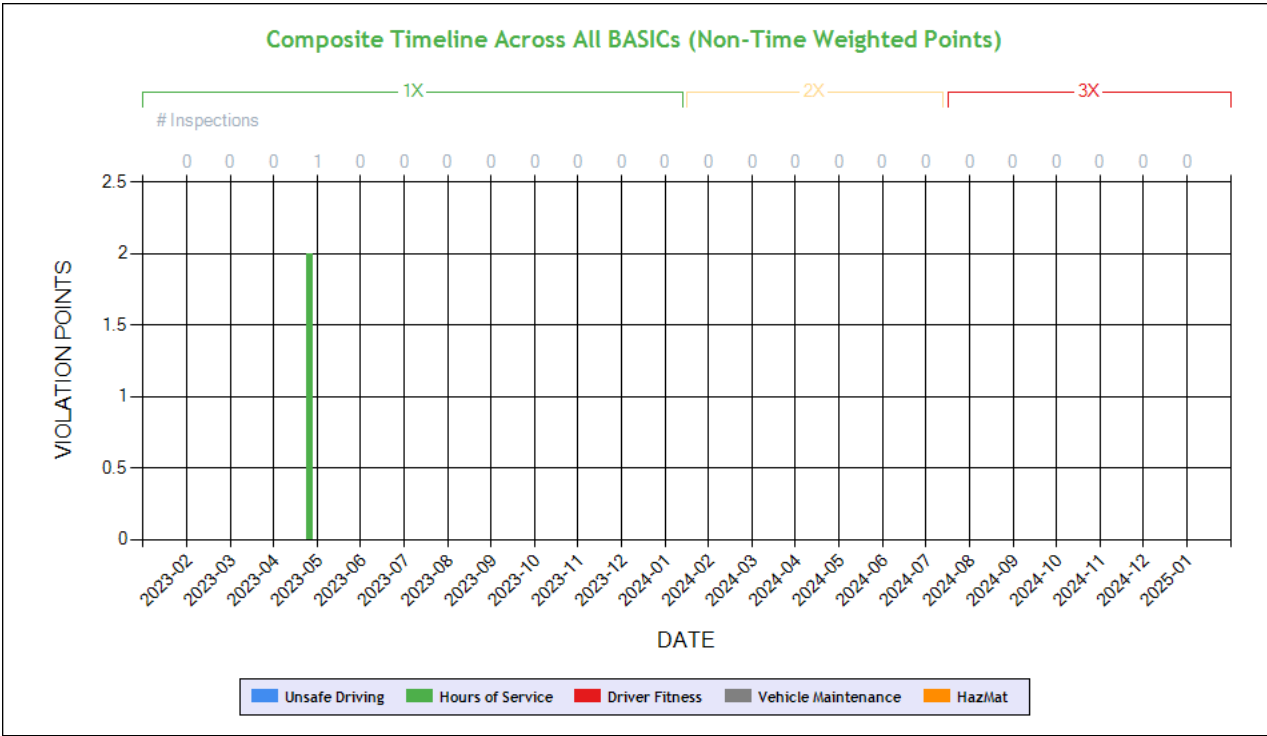
No Data

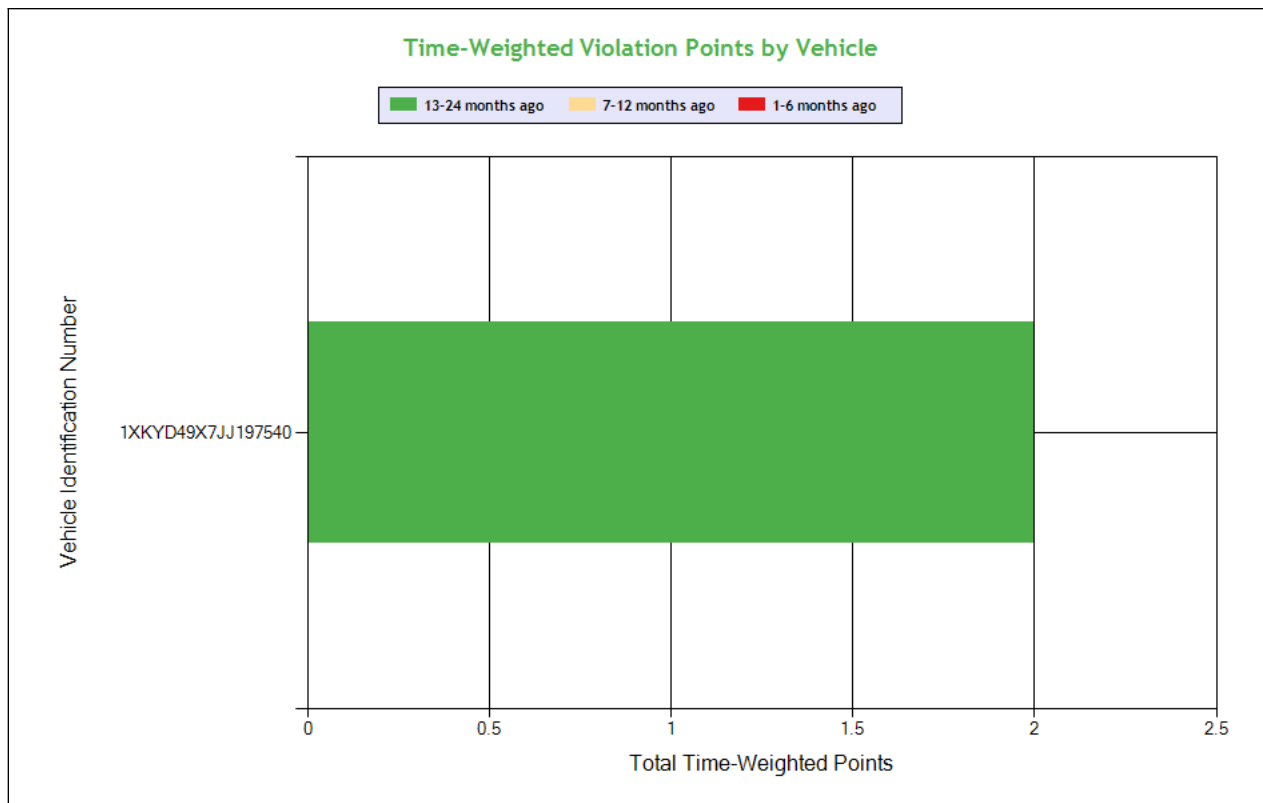
SHIPPERS DETAIL **ToC** based on Inspection results for the last 4 years

Shipper Name	Number of Inspections	Shipper Name	Number of Inspections
GEM SHAVINGS LLC	1	PGW AUTO GLASS, LLC	1



Carrier Underwriting Report Safety Summary ToC





See the Excel file for the complete analysis

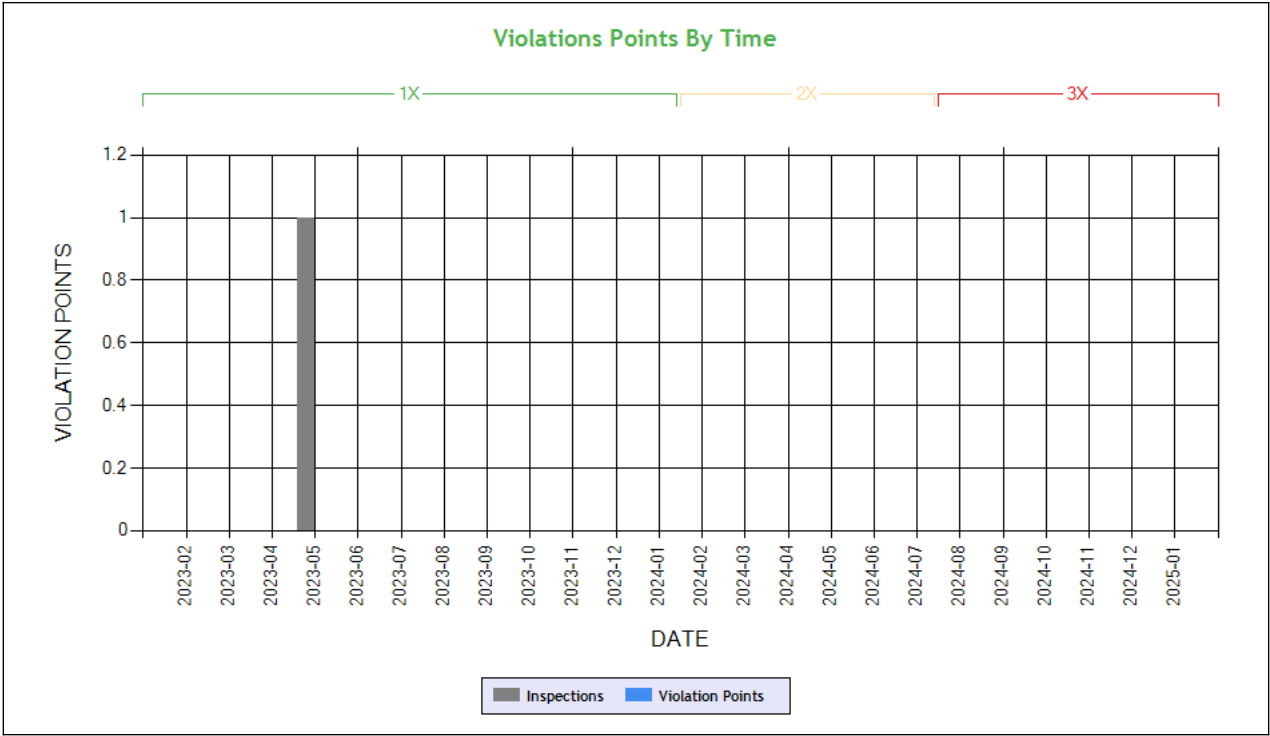
Violations is in (1-6/7-12/13-24mo)

Shaded = Out Of Service Violation				
Violation Group				Other Log/Form & Manner
Violation Description	Total Time-weighted Points by VIN	% of Total Time-weighted Points by VIN	Driver failed to manually add shipping document number	Driver failed to certify the accuracy of the information gathered by the ELD
Driver Resp			Yes	Yes
Total Time-weighted Points			1	1
% Total Time-Wt Pts			50.0	50.0
1XKYD49X7JJ197540	2	100	1 (0/0/1)	1 (0/0/1)



SAFETY ANALYSIS ToC

Unsafe Driving

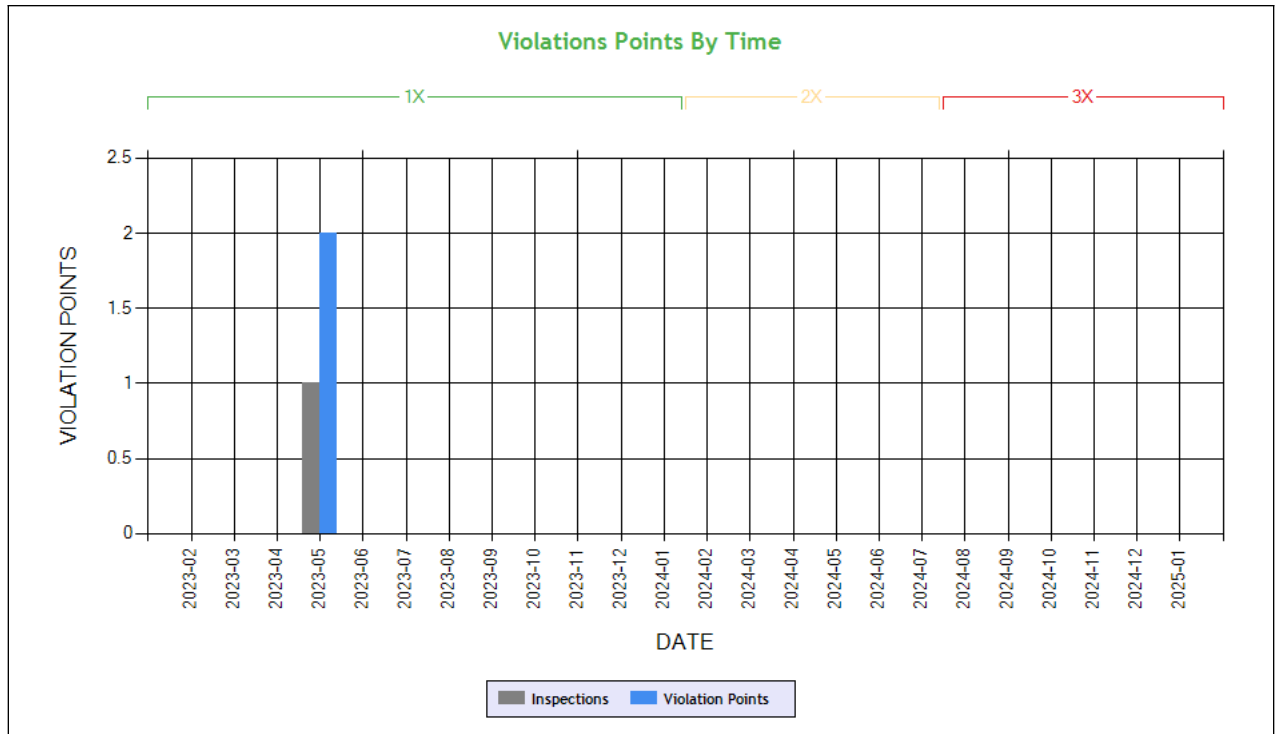


Time-Weighted Violation Points - no data available to draw a chart
Time-Weighted Severity Points by Vehicle - no data available to draw a chart

See the Excel file for the complete analysis # Violations is in (1-6/7-12/13-24mo)

Shaded = Out Of Service Violation		
Violation Group		
Violation Description	Total Time-weighted Points by VIN	% of Total Time-weighted Points by VIN
Driver Resp		
Total Time-weighted Points		
% Total Time-Wt Pts		

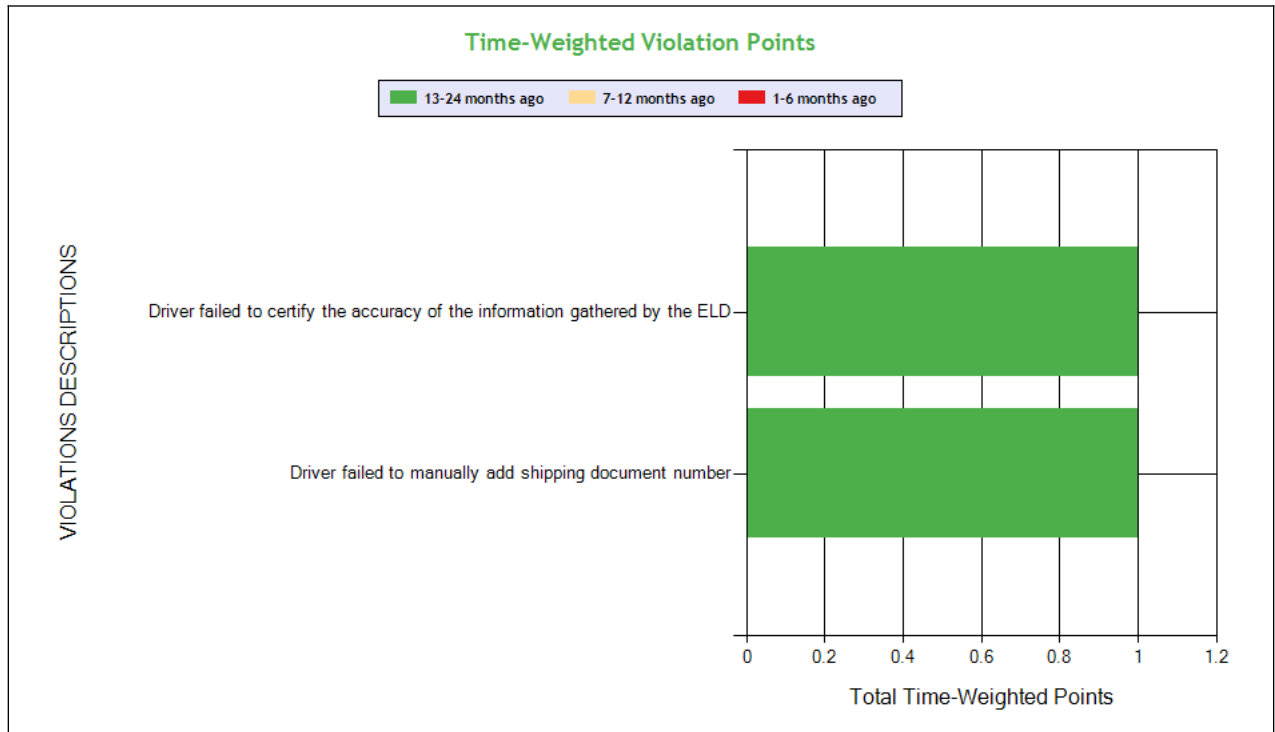
HOS Compliance



Carrier Software
 1-800-646-5152
 info@CarrierSoftware.com

CONFIDENTIAL - Intended for use by Amerigo Insurance Agency - Date: 2/26/2025

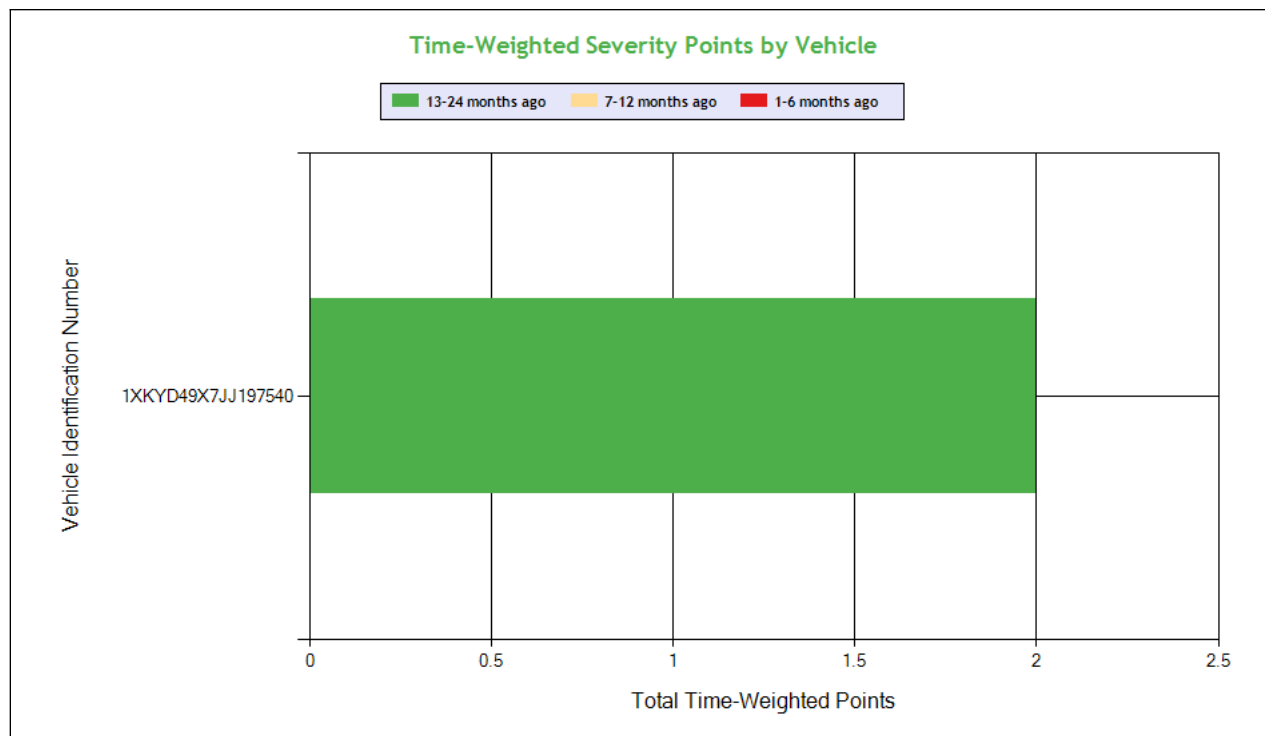
PANNU007 INC - DOT# 3806376 / MC1371968



See the Excel file for the complete analysis

Violations is in (1-6/7-12/13-24mo)

Shaded = Out Of Service Violation



Carrier Software
 1-800-646-5152
 info@CarrierSoftware.com

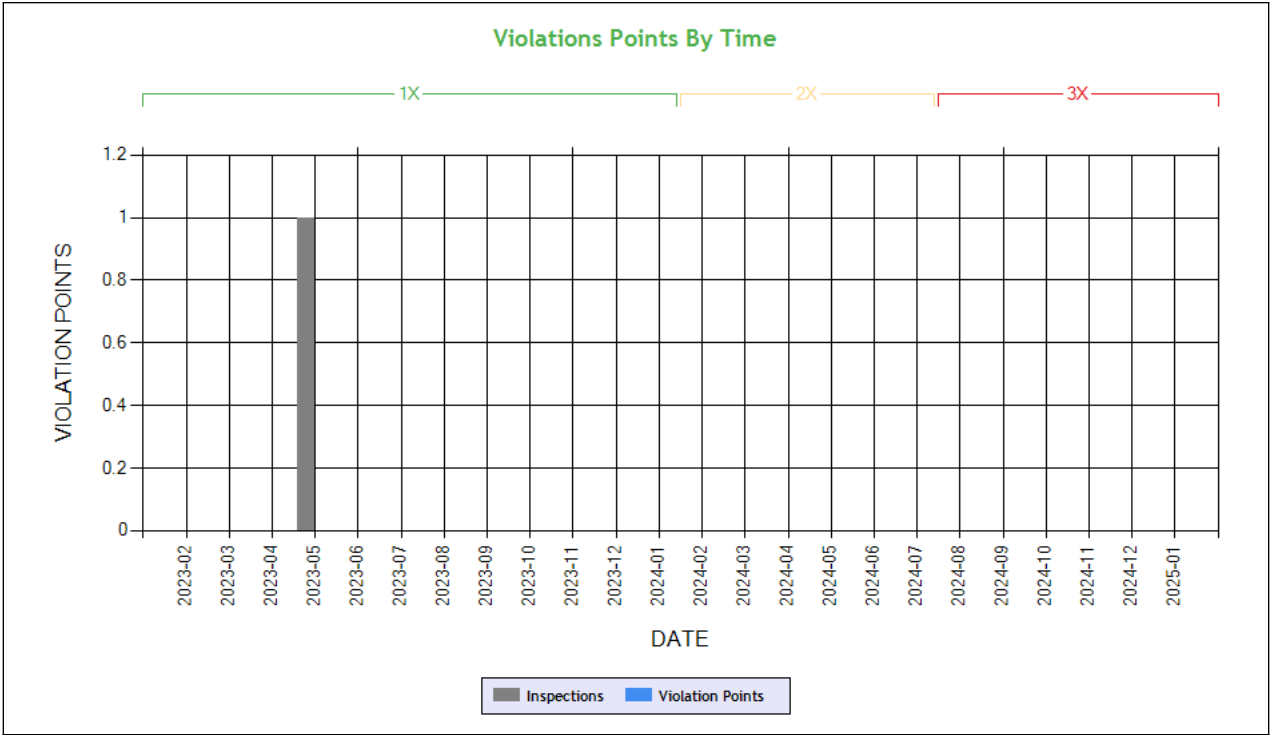
CONFIDENTIAL - Intended for use by Amerigo Insurance Agency - Date: 2/26/2025

PANNU007 INC - DOT# 3806376 / MC1371968

Violation Group				Other Log/Form & Manner
Violation Description	Total Time-weighted Points by VIN	% of Total Time-weighted Points by VIN	Driver failed to manually add shipping document number	Driver failed to certify the accuracy of the information gathered by the ELD
Driver Resp			Yes	Yes
Total Time-weighted Points			1	1
% Total Time-Wt Pts			50.0	50.0
1XKYD49X7JJ197540	2	100	1 (0/0/1)	1 (0/0/1)



Driver Fitness



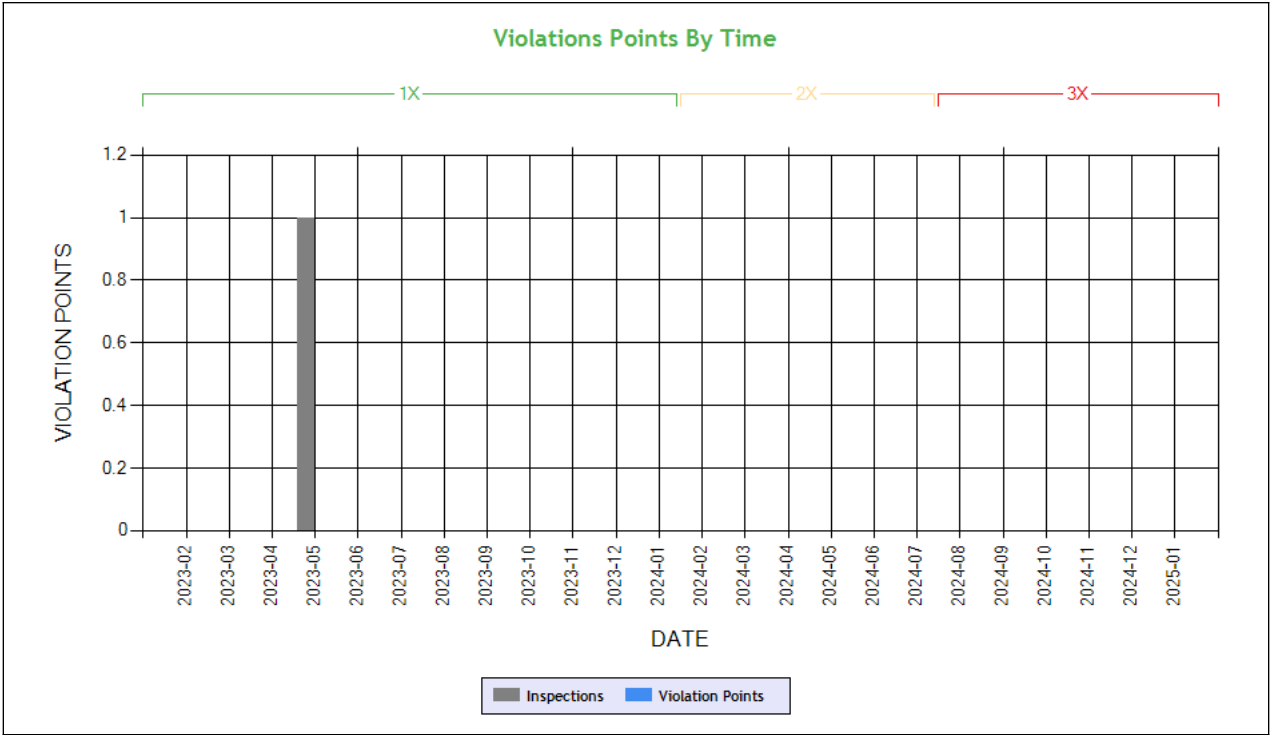
Time-Weighted Violation Points - no data available to draw a chart
Time-Weighted Severity Points by Vehicle - no data available to draw a chart

See the Excel file for the complete analysis # Violations is in (1-6/7-12/13-24mo)

Shaded = Out Of Service Violation		
Violation Group		
Violation Description	Total Time-weighted Points by VIN	% of Total Time-weighted Points by VIN
Driver Resp		
Total Time-weighted Points		
% Total Time-Wt Pts		



Vehicle Maintenance



Time-Weighted Violation Points - no data available to draw a chart
Time-Weighted Severity Points by Vehicle - no data available to draw a chart

See the Excel file for the complete analysis # Violations is in (1-6/7-12/13-24mo)

Shaded = Out Of Service Violation		
Violation Group		
Violation Description	Total Time-weighted Points by VIN	% of Total Time-weighted Points by VIN
Driver Resp		
Total Time-weighted Points		
% Total Time-Wt Pts		

COLOR CODED CRASH TABLE ToC

No crashes have been reported by the DOT on this Motor Carrier
INSPECTIONS WITH SHARED EQUIPMENT:
No Data



LEGEND

Vehicle Information

Inspection for DOT # being analyzed

Inspection for Different DOT #

Crash Information for specific VIN

INSPECTION DETAILS for ALL Inspections

PDF shows the first 100 Power Unit & Trailer VINs with most recent inspections using data from the last 4 years

POWER UNIT Inspections Section

VIN: 1XKYD49X7JJ197540				Unit: Truck Tractor	Year: 2018	Make: KENWORTH	
DOT No: 3806376		Docket No: MC1371968		Name: PANNU007 INC		Interstate: Yes	
Date	Unit License	Unit Lic State	Violation Unit	Violation Description	Severity	OOS	Citation
05/01/2023	YP35362	CA	D	395.24C2III - Driver failed to manually add shipping document number	1	No	
05/01/2023	YP35362	CA	D	395.30B1 - Driver failed to certify the accuracy of the information gathered by the ELD	1	No	
08/23/2022	YP35362	CA	D	395.8E - False report of drivers record of duty status	7	Yes	2A0433874
DOT No: 3489324				Docket No: MC1147850	Name: ALGON TRANSPORT INC		Interstate: Yes
Date	Unit License	Unit Lic State	Violation Unit	Violation Description	Severity	OOS	Citation
01/31/2022	YP36894	CA	-	-	-	-	-
01/26/2022	YP36894	CA	1	393.67C7 - Fuel tank fill pipe cap missing	1	No	
01/26/2022	YP36894	CA	1	396.3A1 - Inspection/repair and maintenance parts and accessories	2	No	
DOT No: 843546				Docket No: MC372970	Name: SUMMIT TRUCKING INC		Interstate: Yes
Date	Unit License	Unit Lic State	Violation Unit	Violation Description	Severity	OOS	Citation
05/12/2020	R331877	TX	D	392.2SLEWA3 - State/Local Laws - Excessive Weight - More Than 5000 Lbs Over On An Axle/Axle Groups	0	No	
02/12/2020	R331877	TX	-	-	-	-	-
03/26/2019	R331877	TX	-	-	-	-	-
03/19/2019	R331877	TX	D	392.2C - Failure to obey traffic control device	5	No	WARNING

TRAILER Inspections Section

VIN: 1XKYD49X7JJ197540				Unit: Truck Tractor	Year: 2018	Make: KENWORTH	
DOT No: 3806376		Docket No: MC1371968		Name: PANNU007 INC		Interstate: Yes	
Date	Unit License	Unit Lic State	Violation Unit	Violation Description	Severity	OOS	Citation
05/01/2023	YP35362	CA	D	395.24C2III - Driver failed to manually add shipping document number	1	No	
05/01/2023	YP35362	CA	D	395.30B1 - Driver failed to certify the accuracy of the information gathered by the ELD	1	No	
08/23/2022	YP35362	CA	D	395.8E - False report of drivers record of duty status	7	Yes	2A0433874
DOT No: 3489324				Docket No: MC1147850	Name: ALGON TRANSPORT INC		Interstate: Yes



Date	Unit License	Unit Lic State	Violation Unit	Violation Description	Severity	OOS	Citation
01/31/2022	YP36894	CA	-	-	-	-	-
01/26/2022	YP36894	CA	1	393.67C7 - Fuel tank fill pipe cap missing	1	No	
01/26/2022	YP36894	CA	1	396.3A1 - Inspection/repair and maintenance parts and accessories	2	No	
DOT No: 843546		Docket No: MC372970		Name: SUMMIT TRUCKING INC		Interstate: Yes	
Date	Unit License	Unit Lic State	Violation Unit	Violation Description	Severity	OOS	Citation
05/12/2020	R331877	TX	D	392.2SLEWA3 - State/Local Laws - Excessive Weight - More Than 5000 Lbs Over On An Axle/Axle Groups	0	No	
02/12/2020	R331877	TX	-	-	-	-	-
03/26/2019	R331877	TX	-	-	-	-	-
03/19/2019	R331877	TX	D	392.2C - Failure to obey traffic control device	5	No	WARNING

Inspection Summary By Month (based on inspections from the last 4 years) ToC						
Year-Month	Number of Inspections	Number of Power Units	Total Violations	Total OOS Inspections	Total Severity Points	Number of Crashes
2023-05	1	1	2	0	2	0
2022-08	1	1	3	1	12	0
Note: The most recent month's counts may not include all the inspections for that month.						

VIN Inspection Violation Details ToC									
# of VINs: 3 # of Insp: 4 Severity Weight: 28 Avg. Weight/VIN: 7.0 (based on inspections in the last 4 years, showing top 50 VINs inspected most recently)									
VIN 1JJV532D3KL146412		# of Inspections: 1		Total Severity: 2		Percentage of Total: 7.14%		Avg. Weight Per Inspection: 2.0	
Inspection Date	Inspection ID	Inspection State	Location Description	Total Severity	# of Violations	Shipper Name	Inspection Level	Post Accident	Out of Service
05/01/2023	78501480	CA	DONNER PASS CVEF	2	2	PGW AUTO GLASS, LLC	3	No	No
BASIC		Unit Type		Severity		Description		Out of Service	
Hours-Of-Serivce Compliance		Semi Trailer		1		395.24C2III:Driver failed to manually add shipping document nu		No	
Hours-Of-Serivce Compliance		Semi Trailer		1		395.30B1:Driver failed to certify the accuracy of the infor		No	
VIN 1XKYD49X7JJ197540		# of Inspections: 2		Total Severity: 14		Percentage of Total: 50.00%		Avg. Weight Per Inspection: 7.0	
Inspection Date	Inspection ID	Inspection State	Location Description	Total Severity	# of Violations	Shipper Name	Inspection Level	Post Accident	Out of Service
05/01/2023	78501480	CA	DONNER PASS CVEF	2	2	PGW AUTO GLASS, LLC	3	No	No
BASIC		Unit Type		Severity		Description		Out of Service	
Hours-Of-Serivce Compliance		Truck Tractor		1		395.24C2III:Driver failed to manually add shipping document nu		No	
Hours-Of-Serivce Compliance		Truck Tractor		1		395.30B1:Driver failed to certify the accuracy of the infor		No	
Inspection Date	Inspection ID	Inspection State	Location Description	Total Severity	# of Violations	Shipper Name	Inspection Level	Post Accident	Out of Service
08/23/2022	76450879	WA	SR411 MP7 SB	12	3	GEM SHAVINGS LLC	1	No	Yes
BASIC		Unit Type		Severity		Description		Out of Service	
Hours-Of-Serivce Compliance		Truck Tractor		7		395.8E:False report of drivers record of duty status		Yes	
Vehicle Maintenance		Truck Tractor		4		393.55E:ABS - malfunctioning lamps towed CMV manufactured		No	
Vehicle Maintenance		Truck Tractor		1		392.9A2:Failing to secure vehicle equipment		Yes	
VIN 1GRAP0627GT610324		# of Inspections: 1		Total Severity: 12		Percentage of Total: 42.86%		Avg. Weight Per Inspection: 12.0	
Inspection Date	Inspection ID	Inspection State	Location Description	Total Severity	# of Violations	Shipper Name	Inspection Level	Post Accident	Out of Service
08/23/2022	76450879	WA	SR411 MP7 SB	12	3	GEM SHAVINGS LLC	1	No	Yes
BASIC		Unit Type		Severity		Description		Out of Service	
Hours-Of-Serivce Compliance		Semi Trailer		7		395.8E:False report of drivers record of duty status		Yes	
Vehicle Maintenance		Semi Trailer		4		393.55E:ABS - malfunctioning lamps towed CMV manufactured		No	
Vehicle Maintenance		Semi Trailer		1		392.9A2:Failing to secure vehicle equipment		Yes	



Inspection History ToC							
Inspection Date	Report Number	Report State	Plate Number	Plate State	Type	Severity Weight	Time Weight
05/01/2023	UEEI003190	CA	YP35362	CA	Truck Tractor		1
1XKYD49X7JJ197540 - Power Unit - Hours-Of-Service Violation: 395.24C2IIIDriver failed to manually add shipping document number						1	
1XKYD49X7JJ197540 - Power Unit - Hours-Of-Service Violation: 395.30B1Driver failed to certify the accuracy of the information gathered by the ELD						1	
08/23/2022	W502021530	WA	YP35362	CA	Truck Tractor		0
1XKYD49X7JJ197540 - Power Unit - OOS Hours-Of-Service Violation: 395.8EFalse report of drivers record of duty status						7	
1XKYD49X7JJ197540 - Power Unit - OOS Vehicle Maintenance Violation: 392.9A2Failing to secure vehicle equipment						1	
1XKYD49X7JJ197540 - Power Unit - Vehicle Maintenance Violation: 393.55EABS - malfunctioning lamps towed CMV manufactured on or after 3/1/1998						4	
Only the first 20 inspections are shown. See the live report for more data.							