



Table of Contents

1. Overview	2. BASIC Scores History
3. BASIC Measures	4. KPI: BASIC Measures by Cargo Group
5. Estimated ISS Score	6. Investigation Results
7. Penalties History	8. Acute Critical Violations
9. Red Flag Violation Details	10. DOT Registration Information
11. DOT MCS-150 History	12. Crash Summary
13. Inspection Summary	14. KPI: Inspection Viol OOS Rates by Cargo Group
15. FHWA Registration Information	16. FHWA Insurance Information
17. FHWA Authorities	18. Severe Violations
19. Violation Report	20. Violation Summary
21. Violation Enforcement Chronology	22. Inspection Violations & OOS Counts
23. Radius Of Operation	24. Inspection & Crash Locations
25. Cargo Hot Spots	26. Inspection Violations & OOS Chronology
27. Percent of Insp & Crash by State	28. VIN Insp Summary by State
29. Violations By Unit Type	30. Equipment Ownership
31. Equipment Details	32. Vehicle Age
33. States of Power Unit Registrations	34. Equipment Acquisitions
35. Driver Details	36. Shared VIN Summary
37. Shipper Table	38. Safety Summary
39. Safety Details	40. Crash Detail Color Coded
41. Inspections with Shared Equipment	42. Inspection Tabular Details
43. Inspection Summary By Month	44. VIN Inspection Violation Details
45. Inspection History	



Business Address

222 SWITCHGRASS LANE
NEW WHITELAND, IN
46184

Contact Info

(347)-220-7880

STARLINKTRUCKINGLLC@GMAIL.COM

FHWA Address

222 SWITCHGRASS LANE
NEW WHITELAND, IN, 46184

Phone: (347)-220-7880

Mailing Address


222 SWITCHGRASS LANE
NEW WHITELAND, IN
46184

Overview ToC

Operating Status: AUTHORIZED FOR Property
2 other companies viewed this DOT in the past two months
Crash/PU ratio: 0.0%
Clean Inspection ratio: 0.0%

Estimated BASIC Scores (as of 12/27/2024)

	Unsafe Driving	Hours of Service	Driver Fitness	Controlled Sub. and Alcohol	Vehicle Maintenance	HM Compliance	Crash
Relative Scores	0% ⊖	0% ⊖	0% ○	0% ○	0% ⊖	0% ○	0% ○
Alert Status	No	No	No	No	No	No	No



Estimated Inspection Selection System (ISS) Score: 74
Category: Optional Inspect

* The Estimated ISS score is based on Insufficient Data Algorithm *

BASIC Scores History - Unsafe Driving ToC

There are no Scores for this BASIC

BASIC Scores History - Hours of Service ToC

There are no Scores for this BASIC

BASIC Scores History - Driver Fitness ToC

There are no Scores for this BASIC

BASIC Scores History - Controlled Substance ToC

There are no Scores for this BASIC



BASIC Scores History - Vehicle Maintenance ToC

There are no Scores for this BASIC

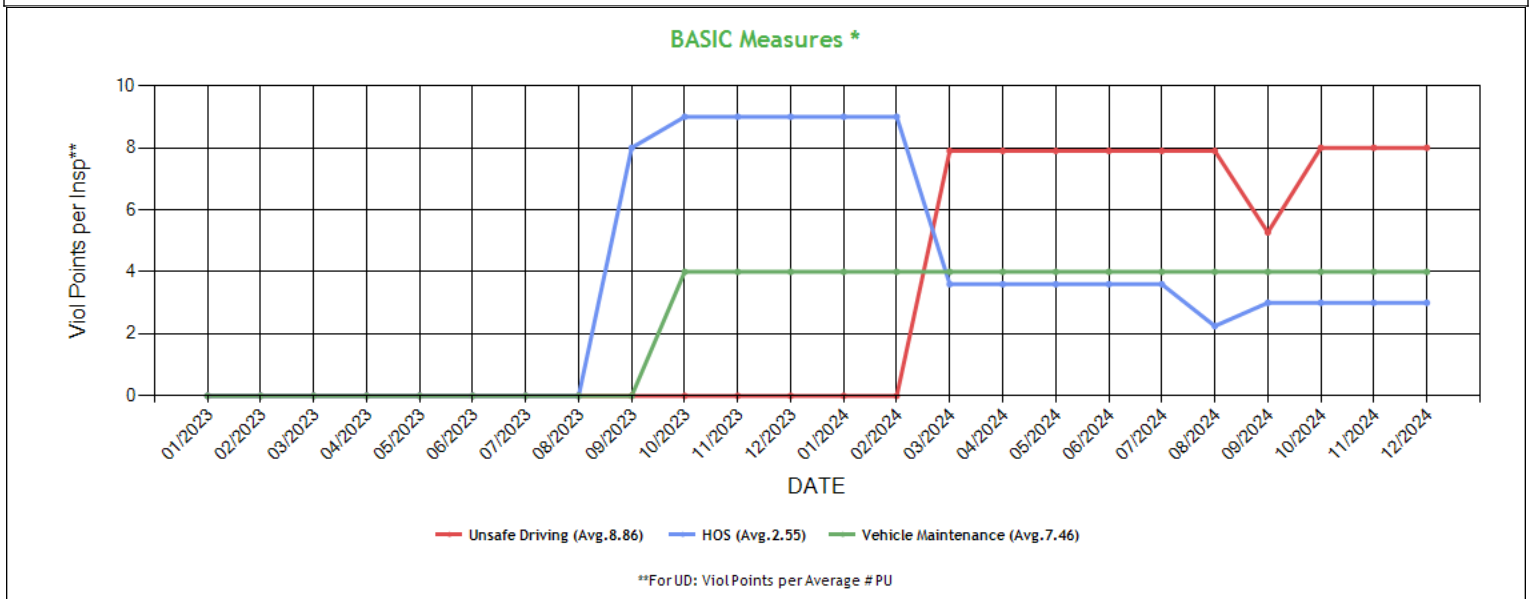
BASIC Scores History - Crash ToC

There are no Scores for this BASIC

BASIC Scores History - Hazmat ToC

There are no Scores for this BASIC

BASIC Measures: Violation Points per Inspection Trends ToC



* BASIC Measures are the absolute SMS scores that are compared within each Safety Event Group to determine the BASIC Score percentiles. Averages based on fleets with 1-5 power units.



BASIC Measures * - Table ToC

UD-Unsafe Driving, HOS-Hours of Service, DF-Driver Fitness, CS-Controlled Substances, VM-Vehicle Maintenance

Date	UD Measure	UD AC	UD with Viol	HOS Measure	HOS AC	HOS with Viol	DF Measure	DF AC	DF with Viol	CS Measure	CS AC	CS with Viol	VM Measure	VM AC	VM with Viol
12/2024	8.00	N	1	3.00	N	1	0.00	N	0	0.00	N	0	4.00	N	1
11/2024	8.00	N	1	3.00	N	1	0.00	N	0	0.00	N	0	4.00	N	1
10/2024	8.00	N	1	3.00	N	1	0.00	N	0	0.00	N	0	4.00	N	1
09/2024	5.27	N	1	3.00	N	1	0.00	N	0	0.00	N	0	4.00	N	1
08/2024	7.90	N	1	2.25	N	1	0.00	N	0	0.00	N	0	4.00	N	1
07/2024	7.90	N	1	3.60	N	1	0.00	N	0	0.00	N	0	4.00	N	1
06/2024	7.90	N	1	3.60	N	1	0.00	N	0	0.00	N	0	4.00	N	1
05/2024	7.90	N	1	3.60	N	1	0.00	N	0	0.00	N	0	4.00	N	1
04/2024	7.90	N	1	3.60	N	1	0.00	N	0	0.00	N	0	4.00	N	1
03/2024	7.90	N	1	3.60	N	1	0.00	N	0	0.00	N	0	4.00	N	1
02/2024	0.00	N	0	9.00	N	1	0.00	N	0	0.00	N	0	4.00	N	1
01/2024	0.00	N	0	9.00	N	1	0.00	N	0	0.00	N	0	4.00	N	1
12/2023	0.00	N	0	9.00	N	1	0.00	N	0	0.00	N	0	4.00	N	1
11/2023	0.00	N	0	9.00	N	1	0.00	N	0	0.00	N	0	4.00	N	1
10/2023	0.00	N	0	9.00	N	1	0.00	N	0	0.00	N	0	4.00	N	1
09/2023	0.00	N	0	8.00	N	1	0.00	N	0	0.00	N	0	0.00	N	0
08/2023	0.00	N	0	0.00	N	0	0.00	N	0	0.00	N	0	0.00	N	0
07/2023	0.00	N	0	0.00	N	0	0.00	N	0	0.00	N	0	0.00	N	0
06/2023	0.00	N	0	0.00	N	0	0.00	N	0	0.00	N	0	0.00	N	0
05/2023	0.00	N	0	0.00	N	0	0.00	N	0	0.00	N	0	0.00	N	0
04/2023	0.00	N	0	0.00	N	0	0.00	N	0	0.00	N	0	0.00	N	0
03/2023	0.00	N	0	0.00	N	0	0.00	N	0	0.00	N	0	0.00	N	0
02/2023	0.00	N	0	0.00	N	0	0.00	N	0	0.00	N	0	0.00	N	0
01/2023	0.00	N	0	0.00	N	0	0.00	N	0	0.00	N	0	0.00	N	0
12/2022	0.00	N	0	0.00	N	0	0.00	N	0	0.00	N	0	0.00	N	0
11/2022	0.00	N	0	0.00	N	0	0.00	N	0	0.00	N	0	0.00	N	0
10/2022	0.00	N	0	0.00	N	0	0.00	N	0	0.00	N	0	0.00	N	0
09/2022	0.00	N	0	0.00	N	0	0.00	N	0	0.00	N	0	0.00	N	0
08/2022	0.00	N	0	0.00	N	0	0.00	N	0	0.00	N	0	0.00	N	0
07/2022	0.00	N	0	0.00	N	0	0.00	N	0	0.00	N	0	0.00	N	0
06/2022	0.00	N	0	0.00	N	0	0.00	N	0	0.00	N	0	0.00	N	0
05/2022	0.00	N	0	0.00	N	0	0.00	N	0	0.00	N	0	0.00	N	0
04/2022	0.00	N	0	0.00	N	0	0.00	N	0	0.00	N	0	0.00	N	0
03/2022	0.00	N	0	0.00	N	0	0.00	N	0	0.00	N	0	0.00	N	0
02/2022	0.00	N	0	0.00	N	0	0.00	N	0	0.00	N	0	0.00	N	0

* BASIC Measures are the absolute SMS scores that are compared within each Safety Event Group to determine the BASIC Score percentiles.

KPI: BASIC Measures by Fleet Size and Cargo Group ToC

Fleet Size: 1-5 PUs

Cargo Group (Companies)	Unsafe Driving		Hours of Service		Driver Fitness		Controlled Substance		Vehicle Maintenance		HM Compliance		Crash	
	Avg.	Comp. to Avg.	Avg.	Comp. to Avg.	Avg.	Comp. to Avg.	Avg.	Comp. to Avg.	Avg.	Comp. to Avg.	Avg.	Comp. to Avg.	Avg.	Comp. to Avg.
Bulk Goods (251965)	0.77	Worse	0.23	Worse	0.13	Better	0.01	Better	1.72	Worse	0.01	Better	0.06	Better
General Freight (487017)	0.79	Worse	0.23	Worse	0.20	Better	0.02	Better	1.90	Worse	0.01	Better	0.06	Better
Refrigerated (65131)	1.52	Worse	0.56	Worse	0.16	Better	0.02	Better	2.62	Worse	0.01	Better	0.11	Better
STARLINK TRUCKING LLC	8.00		3.00		0.00		0.00		4.00		0.00		0.00	

Estimated ISS Score: 74 Optional Inspect ToC About the Inspection Selection System



Estimated ISS Score History - Table ToC

Date	Estimated ISS Score	Recommendation	Algorithm
12/27/2024	74	Optional Inspect	Insufficient Data Algorithm
11/29/2024	74	Optional Inspect	Insufficient Data Algorithm
10/25/2024	74	Optional Inspect	Insufficient Data Algorithm
09/27/2024	74	Optional Inspect	Insufficient Data Algorithm
08/30/2024	74	Optional Inspect	Insufficient Data Algorithm
07/26/2024	74	Optional Inspect	Insufficient Data Algorithm
06/28/2024	74	Optional Inspect	Insufficient Data Algorithm
05/31/2024	74	Optional Inspect	Insufficient Data Algorithm
04/26/2024	74	Optional Inspect	Insufficient Data Algorithm
03/29/2024	74	Optional Inspect	Insufficient Data Algorithm
02/23/2024	65	Optional Inspect	Insufficient Data Algorithm
01/26/2024	65	Optional Inspect	Insufficient Data Algorithm
12/29/2023	65	Optional Inspect	Insufficient Data Algorithm
11/24/2023	65	Optional Inspect	Insufficient Data Algorithm
10/27/2023	65	Optional Inspect	Insufficient Data Algorithm
09/29/2023	65	Optional Inspect	Insufficient Data Algorithm
08/25/2023	64	Optional Inspect	Insufficient Data Algorithm
07/28/2023	64	Optional Inspect	Insufficient Data Algorithm
06/30/2023	64	Optional Inspect	Insufficient Data Algorithm
05/26/2023	63	Optional Inspect	Insufficient Data Algorithm
04/28/2023	63	Optional Inspect	Insufficient Data Algorithm
03/31/2023	63	Optional Inspect	Insufficient Data Algorithm
02/24/2023	63	Optional Inspect	Insufficient Data Algorithm
01/27/2023	63	Optional Inspect	Insufficient Data Algorithm
12/30/2022	63	Optional Inspect	Insufficient Data Algorithm
11/25/2022	63	Optional Inspect	Insufficient Data Algorithm
10/28/2022	63	Optional Inspect	Insufficient Data Algorithm
09/30/2022	63	Optional Inspect	Insufficient Data Algorithm
08/26/2022	63	Optional Inspect	Insufficient Data Algorithm
07/29/2022	63	Optional Inspect	Insufficient Data Algorithm
06/24/2022	63	Optional Inspect	Insufficient Data Algorithm
05/27/2022	63	Optional Inspect	Insufficient Data Algorithm
04/29/2022	63	Optional Inspect	Insufficient Data Algorithm
03/25/2022	63	Optional Inspect	Insufficient Data Algorithm
02/25/2022	63	Optional Inspect	Insufficient Data Algorithm

Investigation Results ToC

No Investigations reported on FMCSA website

Penalties History ToC

There is a problem with the Penalties data on FMCSA website.

Acute Critical Violations (Based on Investigations as per CSA Methodology Appendix A) ToC

No Data

No red flag violations in the last 24 months



DOT Registration Information: The following information on this specific DOT # is from the Federal DOT (as of Operating Authority					
DOT Registration: 02/03/2022		Total Power Units: 1		Total Trucks: 1	
				Total Trailers: 1	
				Total Passenger Vehicles: 0	
Status	Entity Type	Organization Type	Nation	Total Cars	Drivers / CDL Drivers
A	C	-	US	0	2 / 2
MCS-150 Date	Op Codes	Shipper Op Codes	Shipper HazMat Op Codes	Latest Review Type	Latest Review Document Number(Date)
10/20/2024	A				()
MCS-150 Mileage (Year)	Record Update Date	Transports Hazmats	DOT Census Date	Recordable Accident Rate	Preventable Accident Rate
70,000 (2024)	10/20/2024	N	02/03/2022	0%	0%
MCS-151 Mileage	Safety Rating (Date)	SEA Accident	SEA Driver	SEA Vehicle	SEA Management
0	None (None)	0%	0%	0%	0%
Classification Codes		Cargo Carried (per MCS-150)			
Authorized-For-Hire		General Freight, Fresh Produce, Refrigerated foods, Beverages, Paper products			

DOT MCS-150 History ToC			(as of 10/26/2024 DOT census)						
Census Date	MCS-150 Date	MCS-150 Mileage	VM T Year	Power Units	Drivers	Trailers	Company Rep1	Company Rep2	Email
10/26/2024	10/20/2024	70000	2024	1	2	-	GURPREET SINGH		STARLINKTRUCKINGLLC@GMAIL.COM
3/9/2023	3/3/2023	1	2021	1	1	0	GURPREET SINGH		STARLINKTRUCKINGLLC@GMAIL.COM
12/9/2022	11/14/2022	1	2021	1	1	0	GURPREET SINGH		STARLINKTRUCKINGLLC@GMAIL.COM
6/9/2022	6/6/2022	1	2021	1	1	0	GURPREET SINGH		STARLINKTRUCKINGLLC@GMAIL.COM
3/9/2022	2/25/2022	1	2021	1	1	0	GURPREET SINGH		STARLINKTRUCKINGLLC@GMAIL.COM
2/9/2022	2/3/2022	0		1	1	0	GURPREET SINGH		STARLINKTRUCKINGLLC@GMAIL.COM

Crash Summary Chart [ToC](#)**Crashes Summary - Chart** (based on all available crash data)

No Data

Crashes Summary - Table (based on all available crash data) ToC										
	TOTAL	Last 6 months	7-12 months	13-18 months	19-24 months	25-30 months	30-36 months	37-41 months	42-48 months	Over 49 months
Total Reportable	0	0	0	0	0	0	0	0	0	0
Fatalities	0	0	0	0	0	0	0	0	0	0
Injuries	0	0	0	0	0	0	0	0	0	0
Tow Away	0	0	0	0	0	0	0	0	0	0
With Citations	0	0	0	0	0	0	0	0	0	0
Federal Recordable	0	0	0	0	0	0	0	0	0	0
Preventable	0	0	0	0	0	0	0	0	0	0
Crash per Pwr Unit	-	0.0%	0.0%	0.0%	0.0%	0.0%	0.0%	0.0%	0.0%	-



Inspection Summary ToC

The following inspection information is based on results for 24 months prior to: 02/02/2025. Please note that the total inspections number is not necessarily the total of the vehicle, driver and hazmat inspections, as one inspection may have included any combination of the below inspections.

Overall	Vehicle	Driver	Hazmat
(Please note that the total inspections number is not necessarily the total of the vehicle, driver and hazmat inspections, as one inspection may have included any combination of the below inspections) Total Inspections: 2 Total Out of Service: 0 Out of Service: 0% National Average: 20.82% Difference: -20.82%	Total Inspections: 1 Total Out of Service: 0 Out of Service: 0.00% National Average: 24.68% Difference: -24.68%	Total Inspections: 2 Total Out of Service: 0 Out of Service: 0.00% National Average: 6.67% Difference: -6.67%	Total Inspections: 0 Total Out of Service: 0 Out of Service: 0.00% National Average: 2.97% Difference: -2.97%

KPI: Inspection Viol OOS Rates by Cargo Group ToC

Cargo Group	OVERALL		VEHICLE		DRIVER		HAZMAT	
	Average	Compared to Average	Average	Compared to Average	Average	Compared to Average	Average	Compared to Average
Bulk Goods	24.23%	Better	22.30%	Better	9.12%	Better	0.16%	Better
General Freight	28.74%	Better	24.98%	Better	12.59%	Better	0.22%	Better
Refrigerated	22.83%	Better	20.76%	Better	10.37%	Better	0.08%	Better
STARLINK TRUCKING LLC	0%		0%		0%		0%	

FHWA Registration Information: The following data on this Motor Carrier is from the Federal Hwy Administration (as of 3/7/2023)

Docket Number	DOT Number	Company Name	DBA Name	Address	City	State	Country	ZIP Code
MC1377535	3814014	STARLINK TRUCKING LLC		222 SWITCHGRASS LANE	NEW WHITELAND	IN	US	46184
Phone Number	Fax Number	Mail Address	Mail City	Mail State	Mail Contry	Mail ZIP Code	Mail Phone Number	Mail Fax Number
(347)-220-7880								
Date of Last Change	Freight	Passenger	Household Goods	Active Authority	Pending Authority	Revocation Pending Authority		
3/7/2023	Y	N	N	/ Common /	/	/		

Insurance Required (as of 04/30/2024) ToC

Docket Number	Insurance Type	Insurance Required	Insurance on File
MC1377535	BIPD	\$750k	\$750k
MC1377535	Cargo	No	No
MC1377535	Bond	No	No

Active / Pending Insurance (as of 04/30/2024)

Docket Number	Form	Type	Insurance Carrier	Policy/Surety	Coverage From	Coverage To	Required	On File	Effective Date	Cancel Date
MC1377535	91X	BIPD/Primary	PROGRESSIVE SOUTHEASTERN INSURANCE COMPANY	CA966849126	\$0k	\$750k	\$750k	\$750k	03/01/2023	-

Insurance History (as of 04/30/2024)

No Data for Insurance History (as of 04/30/2024)



FHWA Authorities (as of 04/30/2024) ToC								
Docket#	L&I Name	Active Authority	Inactive Authority	Pending Authority	Revocation Pending Authority	Freight	Passenger	Household Goods
MC1377535	STARLINK TRUCKING LLC	Common /				Yes	No	No

Authority History (as of 04/30/2024)				
Docket Number	Sub	Auth Type	Original Action	Disposition
MC1377535		COMMON	GRANTED 3/7/2023 12:00:00 AM	

Severe Violations (i.e. those with >= 8 points) - Chart ToC	
No Data	

Severe Violations (i.e. those with >= 8 points) - Table	
No Data	

Violation Report ToC						
Inspection Date	Inspection State	BASIC	Violation Description	OOS	VIN	Severity Points
03/04/2024	IN	Unsafe Driving	392.2SLLS2 - State/Local Laws - Speeding 6-10 miles per hour over the speed limit	No	3AKJHHDR7RSUV7918	4
08/28/2023	MO	Vehicle Maintenance	393.45B2B - AIR BRAKE - HOSE/TUBING DAMAGED OR NOT SECURED.	No	3AKJHHDR7RSUV7918	4
08/28/2023	MO	Hours-Of-Service	395.8EHOSPD - HOS (PROPERTY) - NO DRIVER MAY MAKE A FALSE REPORT IN CONNECTION WITH A DUTY STATUS. EXPLAIN:	No	3AKJHHDR7RSUV7918	7
08/28/2023	MO	Hours-Of-Service	395.30B1ELDDFR - HOS (ELD) - DRIVER FAILING TO REVIEW RECORDS AND CERTIFY THE ACCURACY OF THE INFORMATION.	No	3AKJHHDR7RSUV7918	1
08/28/2023	MO	Hours-Of-Service	395.24 - HOS (ELD) - ELD FORM AND MANNER	No	3AKJHHDR7RSUV7918	1
No filters were applied when generating this report, see the live report for more options.						

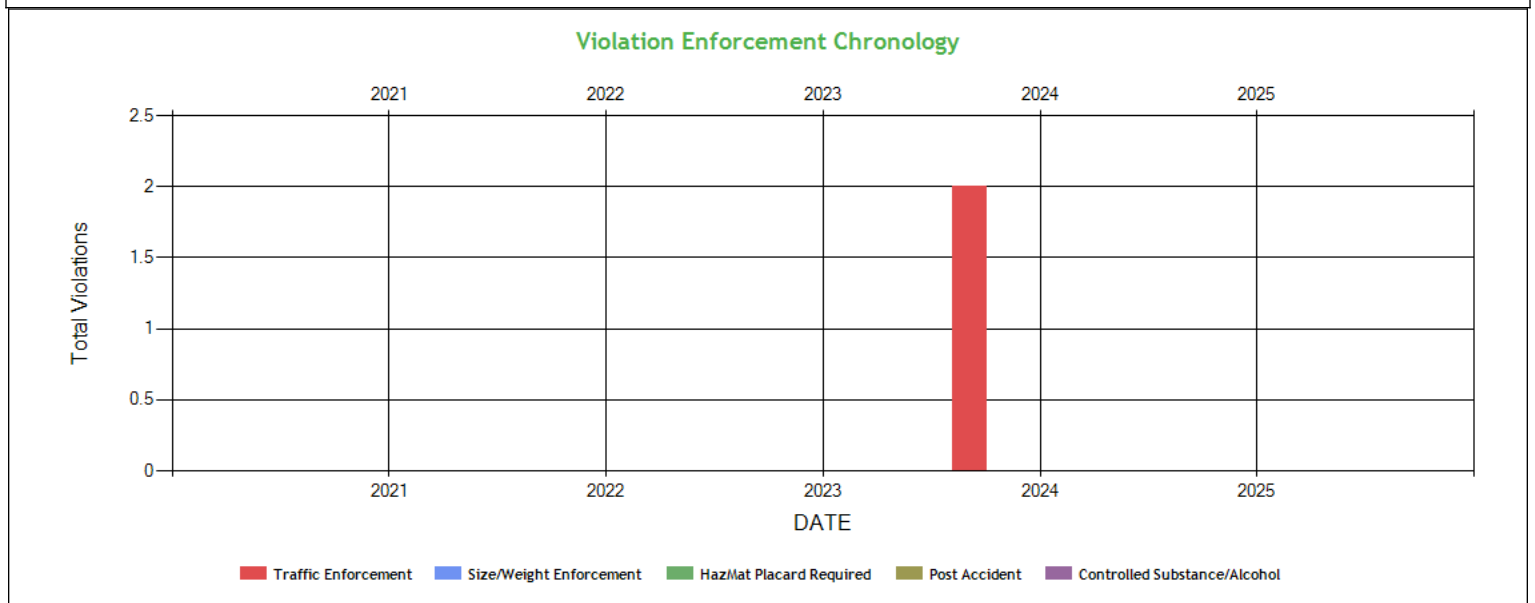


Violation Summary **ToC**

BASIC	Violation Group	Code	Description	# of Violations	# of OOS Violations	Severity Points
Hours-Of-Service (HOS) Compliance	False Log	395.8EHOSPD	HOS (PROPERTY) - NO DRIVER MAY MAKE A FALSE REPORT IN CONNECTION WITH A DUTY STATUS. EXPLAIN:	1	0	7
Vehicle Maintenance	Brakes All Others	393.45B2B	AIR BRAKE - HOSE/TUBING DAMAGED OR NOT SECURED.	1	0	4
Unsafe Driving	Speeding 2	392.2SLLS2	State/Local Laws - Speeding 6-10 miles per hour over the speed limit	1	0	4
Hours-Of-Service (HOS) Compliance	Other Log/Form & Manner	395.24	HOS (ELD) - ELD FORM AND MANNER	1	0	1
Hours-Of-Service (HOS) Compliance	Other Log/Form & Manner	395.30B1ELDDFR	HOS (ELD) - DRIVER FAILING TO REVIEW RECORDS AND CERTIFY THE ACCURACY OF THE INFORMATION.	1	0	1

No filters were applied when generating this report, see the live report for more options.

Violation Enforcement Chronology - Chart **ToC**

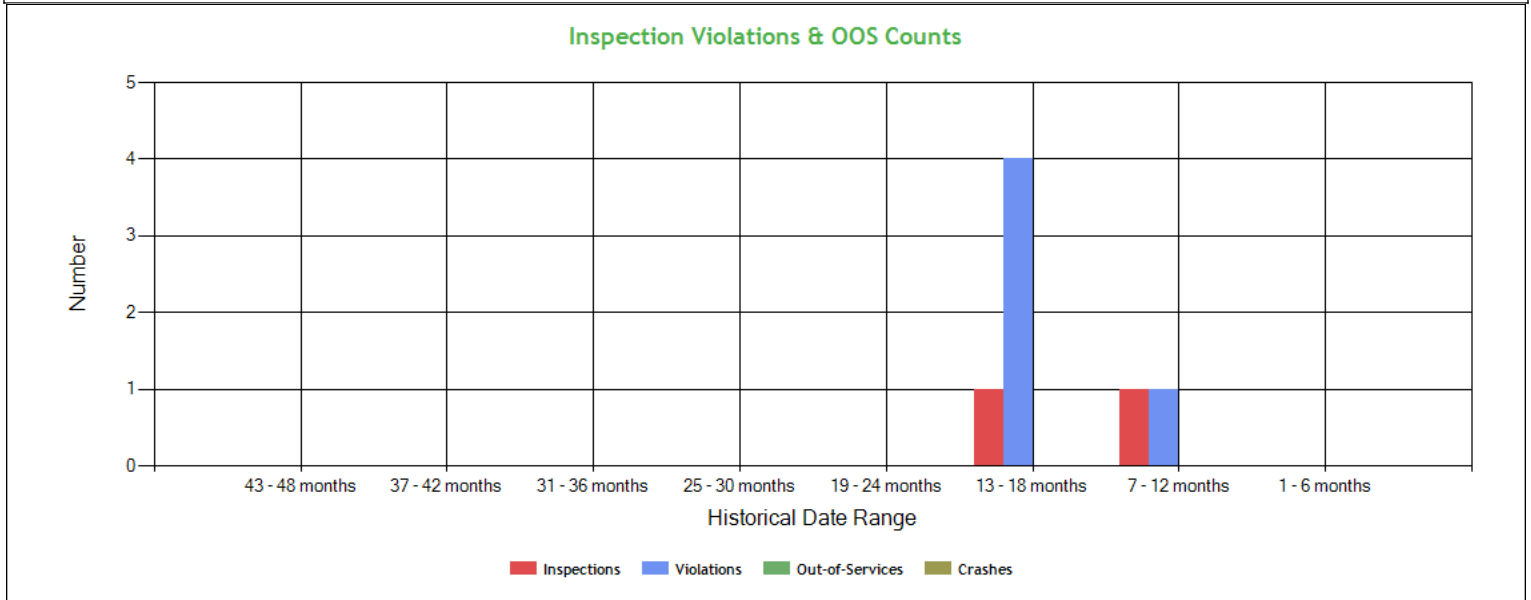


Violation Enforcement Chronology - Table **ToC**

	2021	2022	2023	2024	2025
Traffic Enforcement	0	0	0	2	0
Size/Weight Enforcement	0	0	0	0	0
HazMat Placard Required	0	0	0	0	0
Post Accident	0	0	0	0	0
Controlled Substance/Alcohol	0	0	0	0	0



Inspection Violations & OOS Counts - Chart ToC



Inspection Violations & OOS Counts - Table ToC

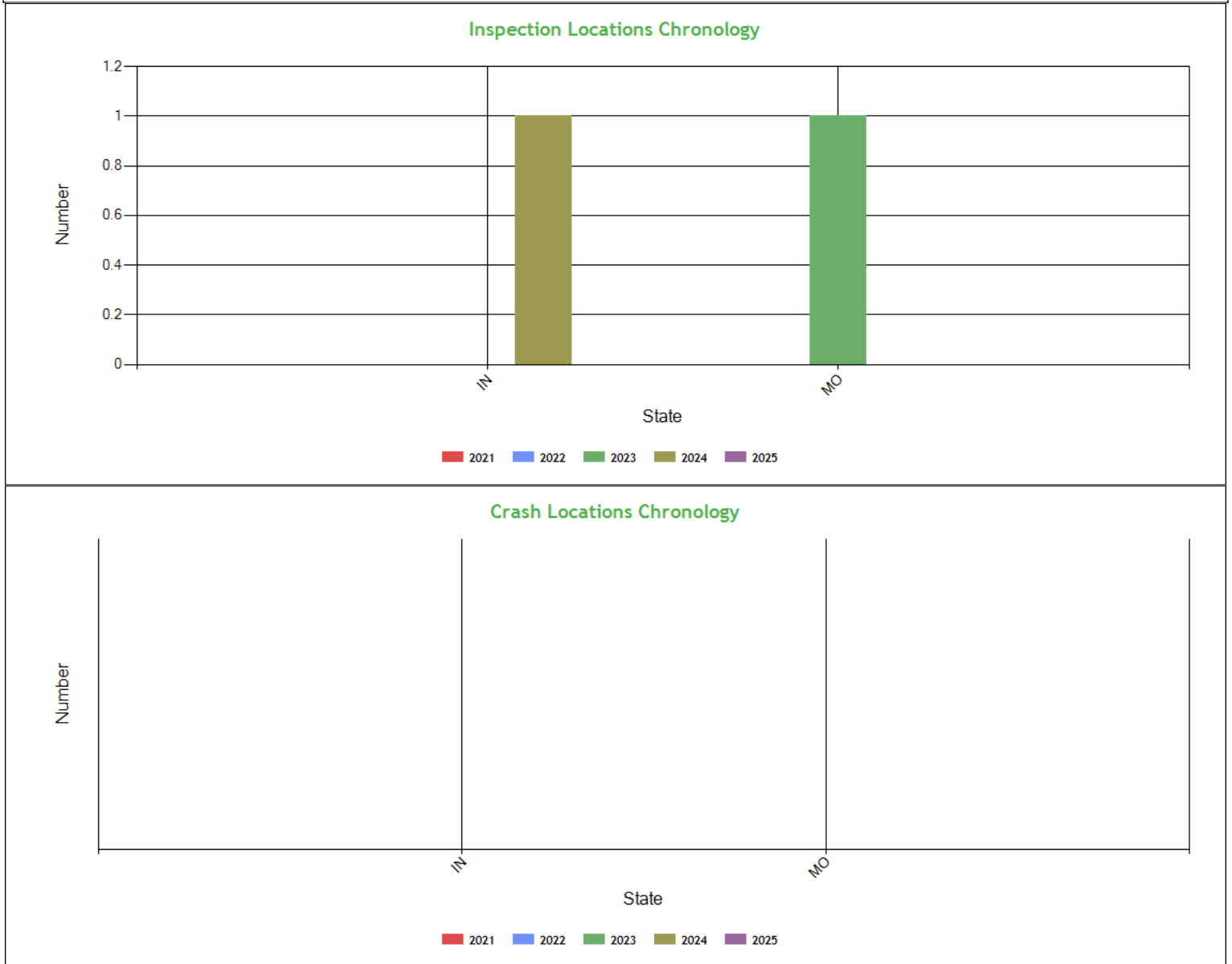
Date Range	Inspections	Violations	Out-of-Services	Crashes
TOTAL	2	5	0	0
1 - 6 months	0	0	0	0
7 - 12 months	1	1	0	0
13 - 18 months	1	4	0	0
19 - 24 months	0	0	0	0
25 - 30 months	0	0	0	0
31 - 36 months	0	0	0	0
37 - 42 months	0	0	0	0
43 - 48 months	0	0	0	0

Radius of Operation (based on Inspections and Crashes during the past 3 years) ToC

	Total	Drive between 0 and 50 miles radius	Drive between 51 and 200 miles radius	Drive between 201 and 300 miles radius	Drive between 301 and 400 miles radius	Drive between 401 and 500 miles radius	Drive between 501 and 600 miles radius	Drive beyond 600 miles radius
Power Units (i.e. unique VINs)	1	0	0	0	1	0	0	0
Percent	100%	0%	0%	0%	100%	0%	0%	0%



Inspection & Crash Locations - Chart ToC



Inspection & Crash Locations - Table ToC

State	Inspections					Violations					Out-of-Services					Crashes				
	2021	2022	2023	2024	2025	2021	2022	2023	2024	2025	2021	2022	2023	2024	2025	2021	2022	2023	2024	2025
TOTAL	0	0	1	1	0	0	0	4	1	0	0	0	0	0	0	0	0	0	0	0
IN	0	0	0	1	0	0	0	0	1	0	0	0	0	0	0	0	0	0	0	0
MO	0	0	1	0	0	0	0	4	0	0	0	0	0	0	0	0	0	0	0	0

Hot Spot Summary ToC

Year	Month	Level 5	Level 5 %	Level 4	Level 4 %	Level 3	Level 3 %	Level 2	Level 2 %	Level 1	Level 1 %	Level 0	Level 0 %	Levels 1 - 5	Levels 1 - 5 %
2024	March (Partial)	1	100.00%	0	0.00%	0	0.00%	0	0.00%	0	0.00%	0	0.00%	1	100.00%
Totals		1	100.00%	0	0.00%	0	0.00%	0	0.00%	0	0.00%	0	0.00%	1	100.00%

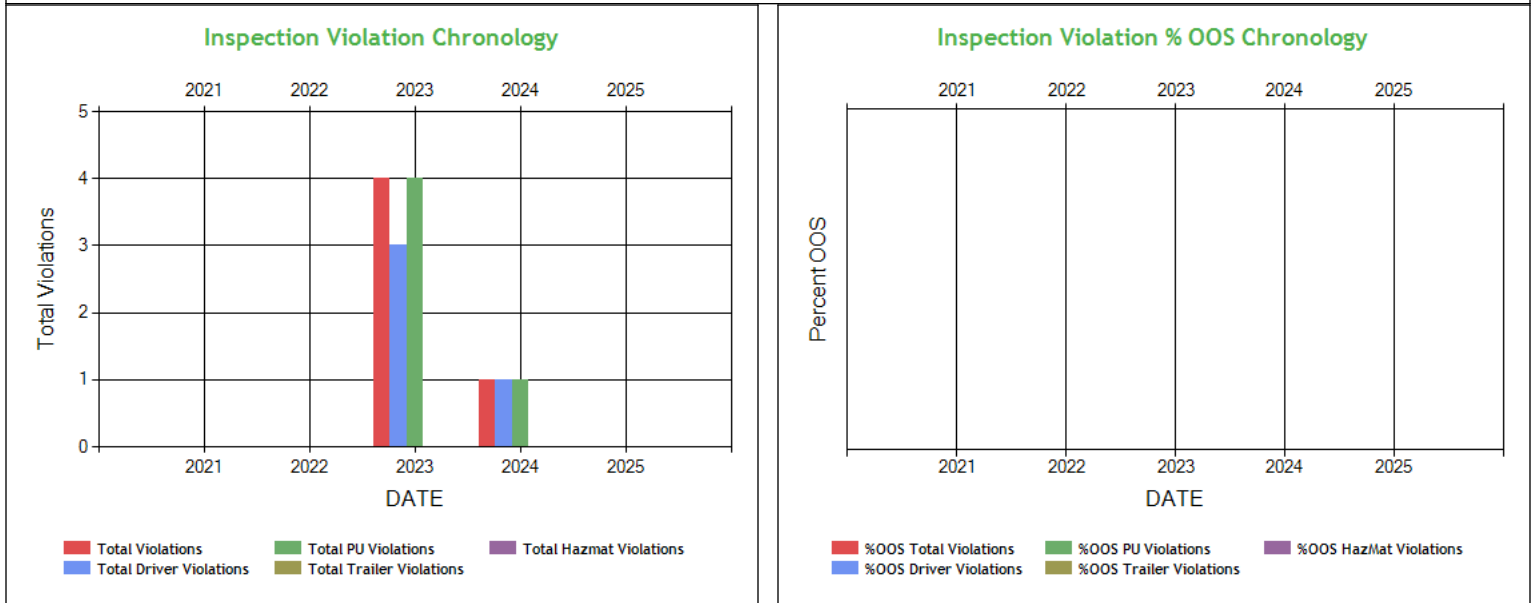


Hot Spot Analysis

State	County	Level	Count	Percentage
IN	Ripley	5	1	100.00%

Report generated using the last 12 full months of inspection data

Inspection Violation % OOS Chronology - Chart [ToC](#)

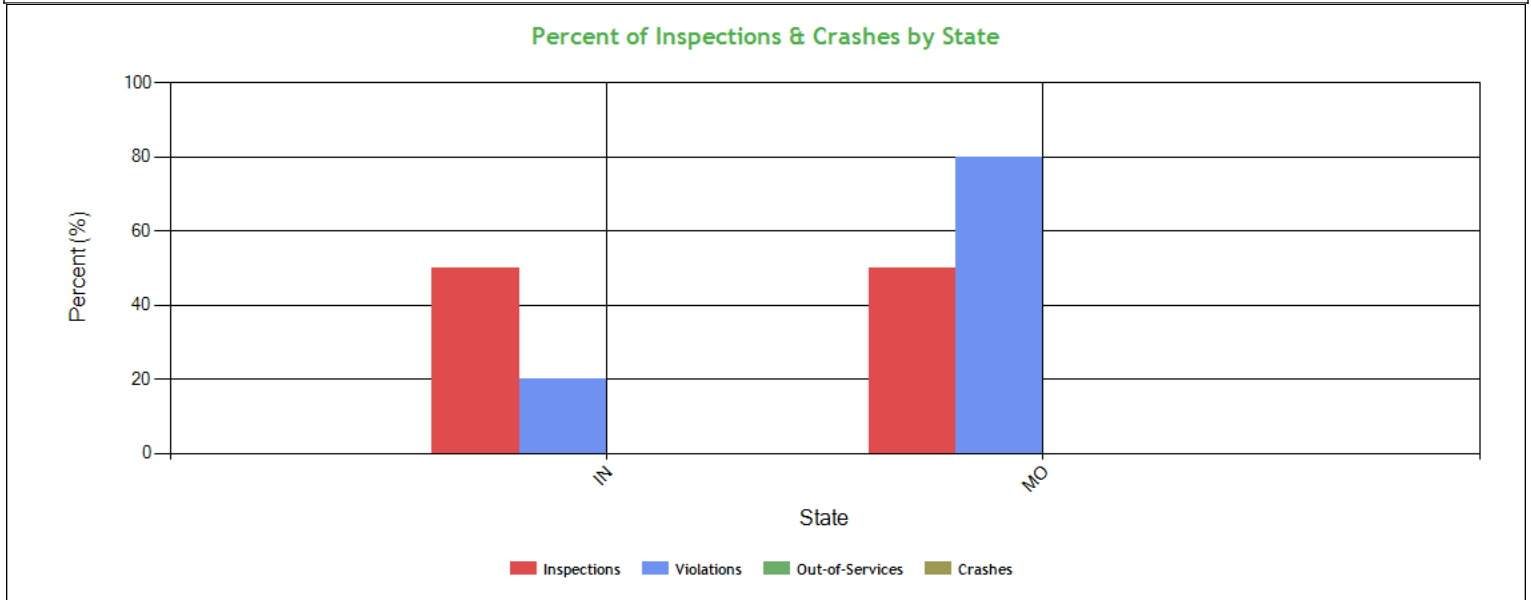


Inspection Violation % OOS Chronology - Table [ToC](#)

	2021	2022	2023	2024	2025
Total Violations	0	0	4	1	0
Total Out Of Services	0	0	0	0	0
%OOS Total Violations	0	0	0	0	0
Total Driver Violations	0	0	3	1	0
Total Driver Out Of Services	0	0	0	0	0
%OOS Driver Violations	0	0	0	0	0
Total PU Violations	0	0	4	1	0
Total PU Out Of Services	0	0	0	0	0
%OOS PU Violations	0	0	0	0	0
Total Trailer Violations	0	0	0	0	0
Total Trailer Out Of Services	0	0	0	0	0
%OOS Trailer Violations	0	0	0	0	0
Total Hazmat Violations	0	0	0	0	0
Total Hazmat Out Of Services	0	0	0	0	0
%OOS HazMat Violations	0	0	0	0	0



Percent of Insp & Crash by State - Chart [ToC](#)



Percent of Insp & Crash by State - Table (based on Inspection data from the last 4 years) [ToC](#)

State	Inspections		Violations		Out-of-Services		Crashes	
	Total	Percent	Total	Percent	Total	Percent	Total	Percent
	2	100	5	100	0	100	0	100
IN	1	50	1	20	0	0	0	0
MO	1	50	4	80	0	0	0	0

VIN Insp Summary by State (based on inspection from the last 2 years) [ToC](#)

VIN	Insp	Viol Pts	Counts in each State			
			IN		MO	
			Insp	Viol Pts	Insp	Viol Pts
TOTALS	2/ 17*	2/ 17**	1	4	1	13
3AKJHHDR7RSUV7918	2	17	1	4	1	13

*<Total number of inspections for these 1 VIN(s)>/n<Total number of inspections for these 2 state(s)>

**<Total severity sum for these 1 VIN(s)>/n<Total severity sum for these 2 state(s)>

Violations By Unit Type [ToC](#)

of Violations: 5 Total Severity: 17 based on inspections in the last 2 years

Violation Unit: Driver	# of Violations: 4	Total Severity: 13	% of Total: 76.47%
Viol. Group: False Log	# of Violations: 1	Total Severity: 7	% of Total: 41.18%
Violation	Number of Occurrences	Viol. Severity	Total Severity
395.8EHOSPD:HOS (PROPERTY) - NO DRIVER MAY MAKE A FALSE REPORT	1	7	7
Viol. Group: Speeding 2	# of Violations: 1	Total Severity: 4	% of Total: 23.53%
392.2SLLS2:State/Local Laws - Speeding 6-10 miles per hour ov	1	4	4
Viol. Group: Other Log/Form & Manner	# of Violations: 2	Total Severity: 2	% of Total: 11.76%
395.24:HOS (ELD) - ELD FORM AND MANNER	1	1	1
395.30B1ELDDFR:HOS (ELD) - DRIVER FAILING TO REVIEW RECORDS AND C	1	1	1
Violation Unit: Power Unit	# of Violations: 1	Total Severity: 4	% of Total: 23.53%
Viol. Group: Brakes All Others	# of Violations: 1	Total Severity: 4	% of Total: 23.53%
Violation	Number of Occurrences	Viol. Severity	Total Severity



393.45B2B:AIR BRAKE - HOSE/TUBING DAMAGED OR NOT SECURED.	1	4	4
---	---	---	---

Equipment Ownership ToC Equipment Ownership (based on MCS-150 dated 10/20/2024)					
	Trucks	Tractors	Trailers	Motor Coaches	Vans
Owned	0	1	1	0	0
Term Leased	0	0	0	0	0
Trip Leased	0	0	0	0	0
Total No.	0	1	1	0	0

Equipment Details Power Units ToC									
VIN	Latest Insp Date	Year	Make	Model	Body Class	Body Type	Axles	Len	Fuel Type
3AKJHHDR7RS UV7918	03/04/2024	2024	FREIGHTLINER	Cascadia	Truck-Tractor	-	-	-	-
Equipment Details Trailers									
VIN	Latest Insp Date	Year	Make	Model	Body Class	Body Type	Axles	Len	Fuel Type
1UYVS253XN26 83613	03/04/2024	2022	UTILITY	Utility Trailer Manufacturer	Trailer	Van Trailer	2	53	Not Applicable
1UYVS2538N26 83612	08/28/2023	2022	UTILITY	Utility Trailer Manufacturer	Trailer	Van Trailer	2	53	Not Applicable

Vehicle Age ToC				
Year	# Power Units	PU Percentage	# Trailers	Trailres Percentage
2024	1	100.00%	0	0.00%
2022	0	0.00%	2	100.00%
Based on 24 months of inspection data, see the live report for more options				

States of Power Unit Registrations ToC		
State	IN	MO
Number of Power Units	1	1

Equipment Acquisitions - Table ToC						
	Power Units inspected for 1st time in past 12 months	Power Units inspected for 1st time in past 24 months	Power Units inspected during entire date range	Trailers inspected for 1st time in past 12 months	Trailers inspected for 1st time in past 24 months	Trailers inspected during entire date range
Unique VINs	1	1	1	1	2	2
Unique License Plates	1	1	1	1	2	2
License Plate States	1	1	1	1	1	1



Driver Details ToC Driver Details (based on MCS-150 dated 10/20/2024)			
	Within 100 mi	Beyond 100 mi	TOTAL
# Drivers Interstate	0	2	2
# Drivers Intrastate	0	0	0
TOTAL	0	2	/
Avg. # Trip Lease Drivers/Mo: 0 # Drivers Grand Total: 2 # Drivers Commercially Licensed: 2			

Shared VIN Summary ToC

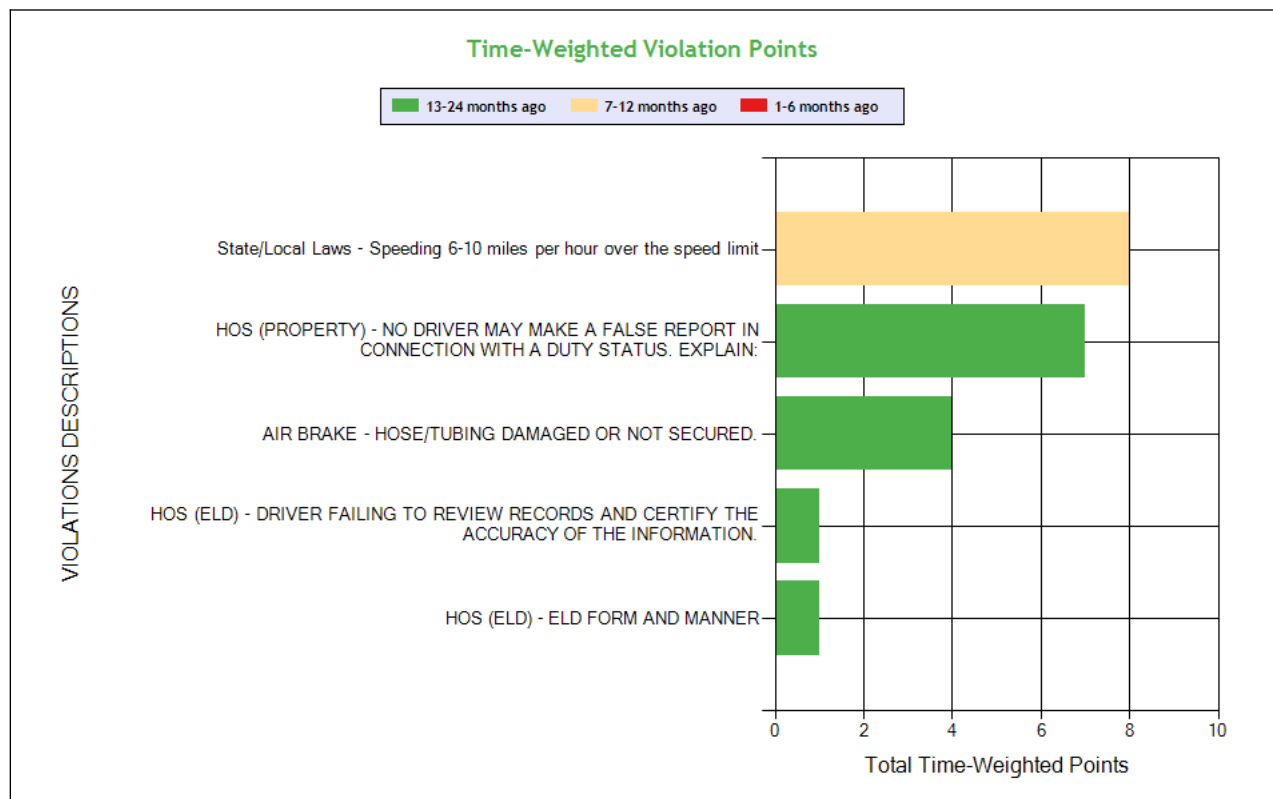
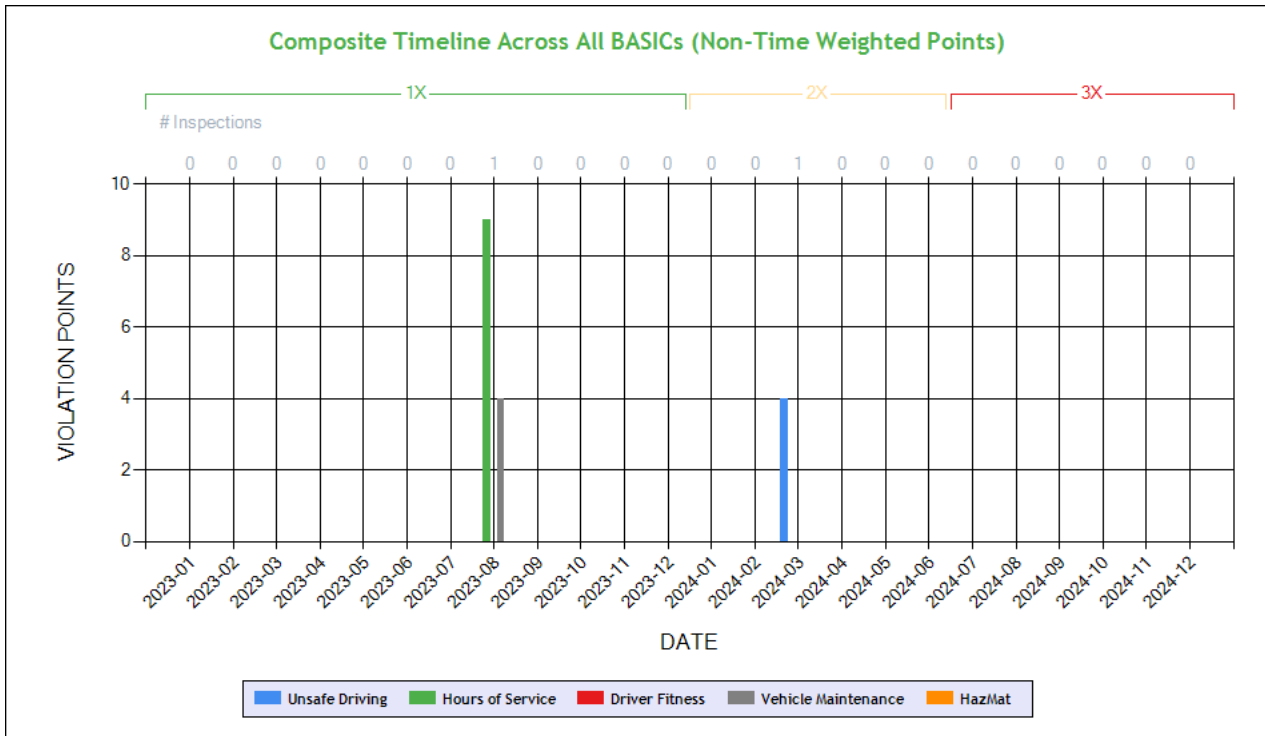
No Data

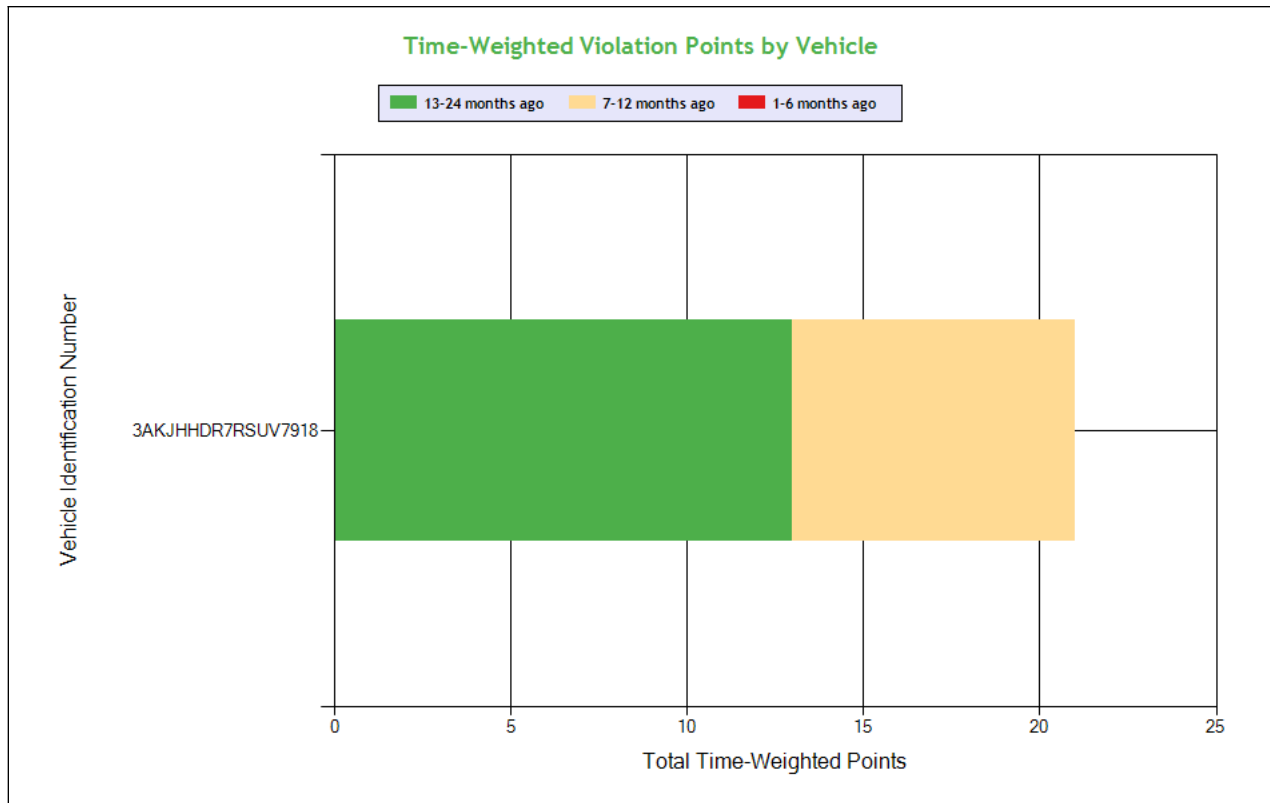
SHIPPERS DETAIL **ToC** based on Inspection results for the last 4 years

Shipper Name	Number of Inspections	Shipper Name	Number of Inspections
No Shipper listed	1	EUROPASTRY	1



Carrier Underwriting Report Safety Summary ToC





See the Excel file for the complete analysis

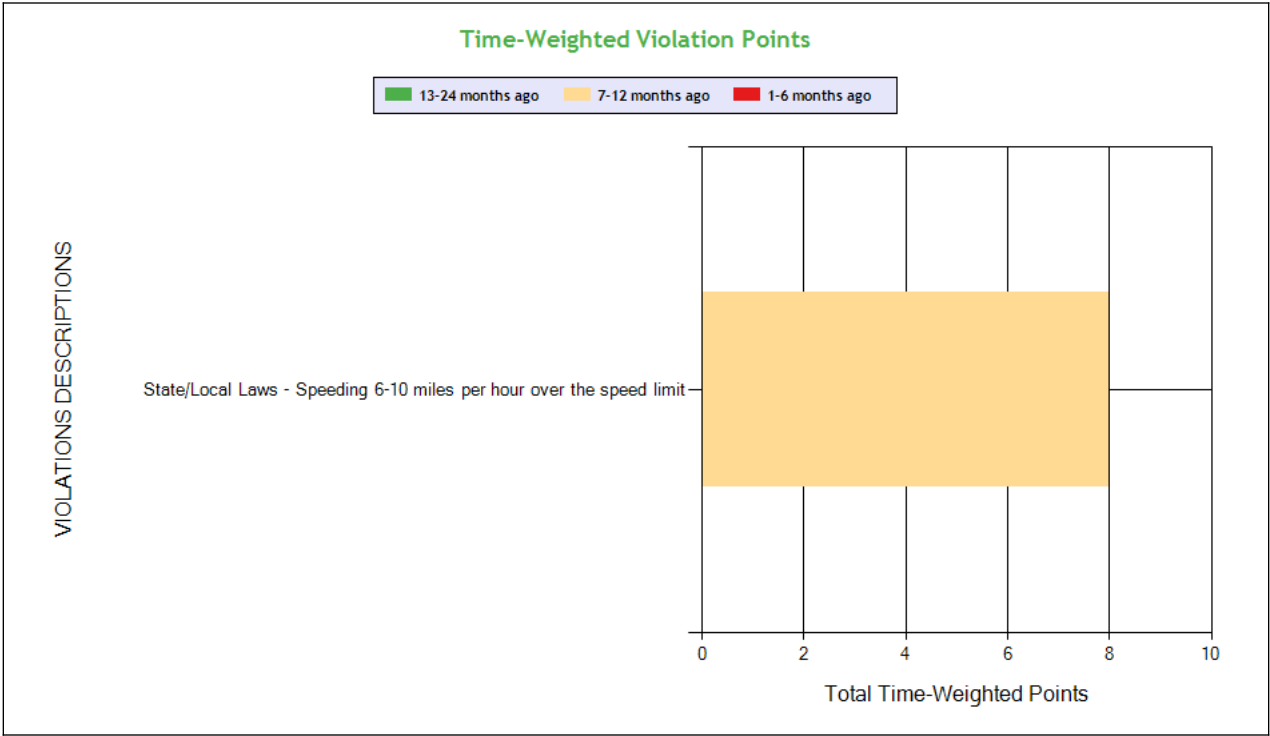
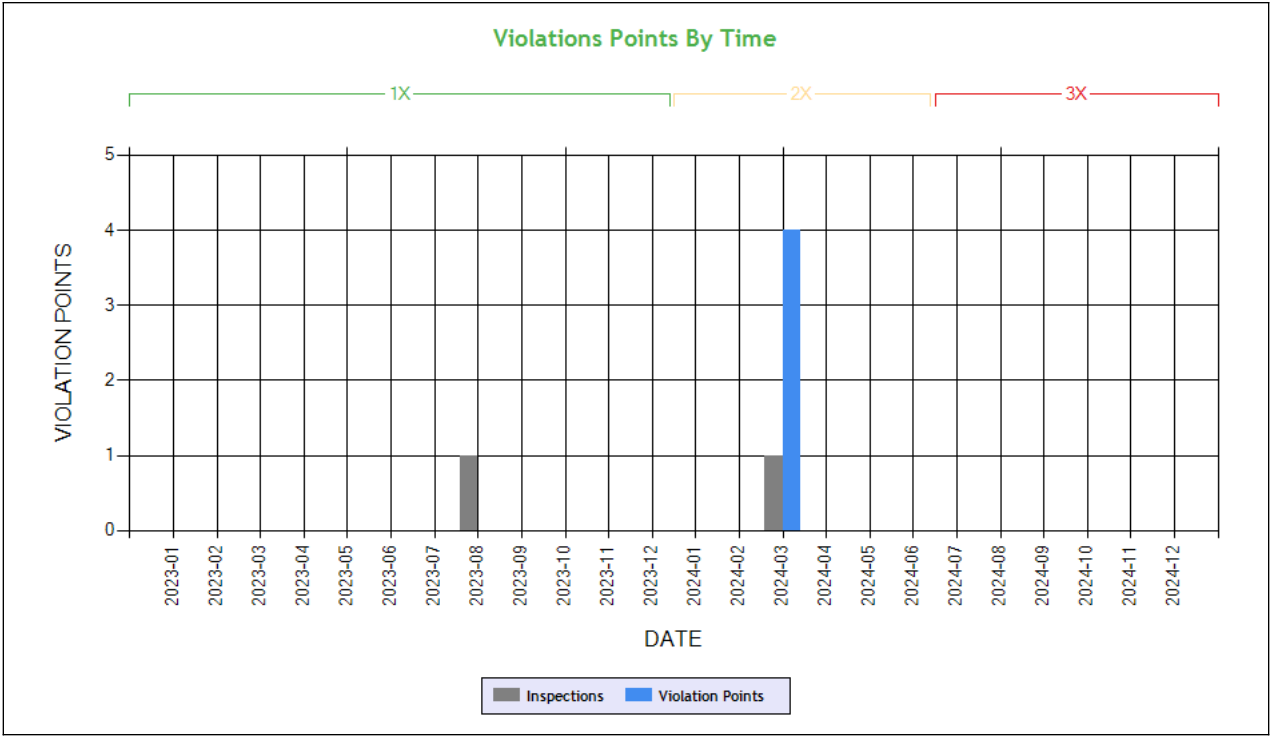
Violations is in (1-6/7-12/13-24mo)

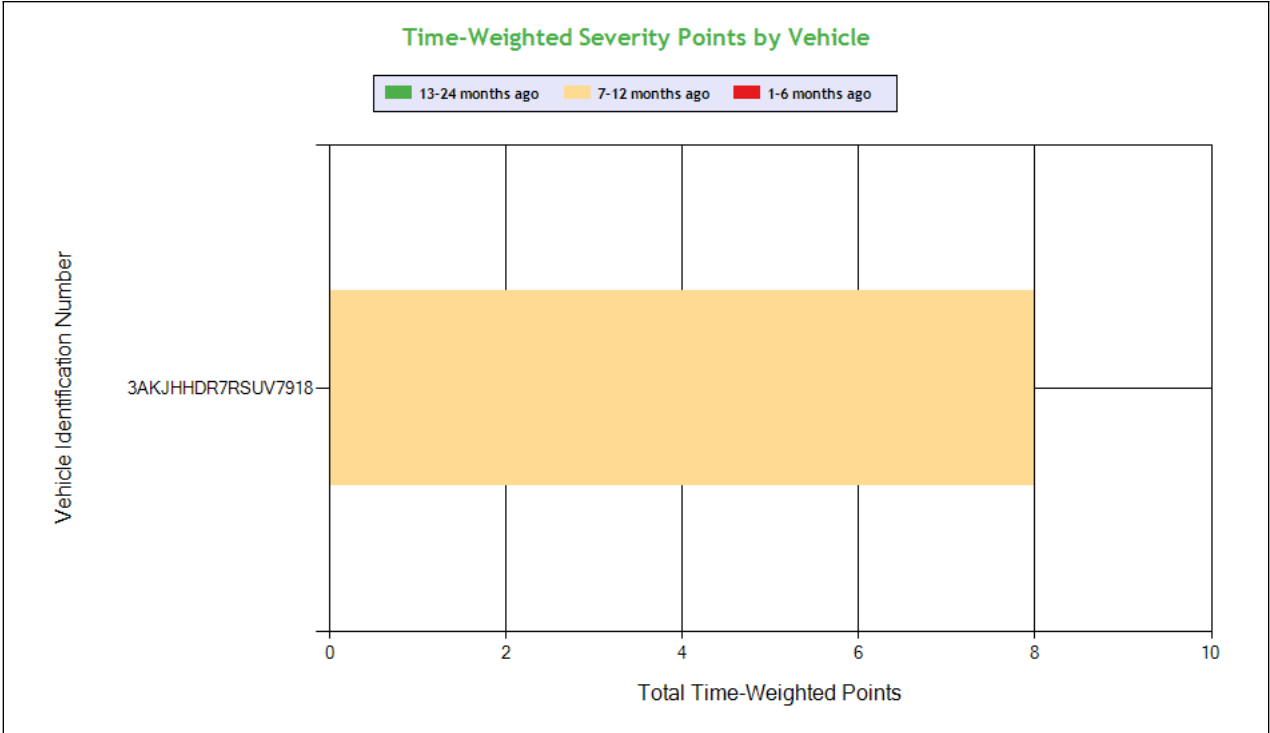
Shaded = Out Of Service Violation							
Violation Group			Speeding 2	False Log	Brakes All Others	Other Log/Form & Manner	Other Log/Form & Manner
Violation Description	Total Time-weighted Points by VIN	% of Total Time-weighted Points by VIN	State/Local Laws - Speeding 6-10 miles per hour over the speed limit	HOS (PROPERTY) - NO DRIVER MAY MAKE A FALSE REPORT IN CONNECTION WITH A DUTY STATUS. EXPLAIN:	AIR BRAKE - HOSE/TUBING DAMAGED OR NOT SECURED.	HOS (ELD) - ELD FORM AND MANNER	HOS (ELD) - DRIVER FAILING TO REVIEW RECORDS AND CERTIFY THE ACCURACY OF THE INFORMATION.
Driver Resp			Yes	Yes	Yes	Yes	Yes
Total Time-weighted Points			8	7	4	1	1
% Total Time-Wt Pts			38.10	33.33	19.05	4.76	4.76
3AKJHHDR7RSUV7918	21	100	8 (0/1/0)	7 (0/0/1)	4 (0/0/1)	1 (0/0/1)	1 (0/0/1)



SAFETY ANALYSIS ToC

Unsafe Driving

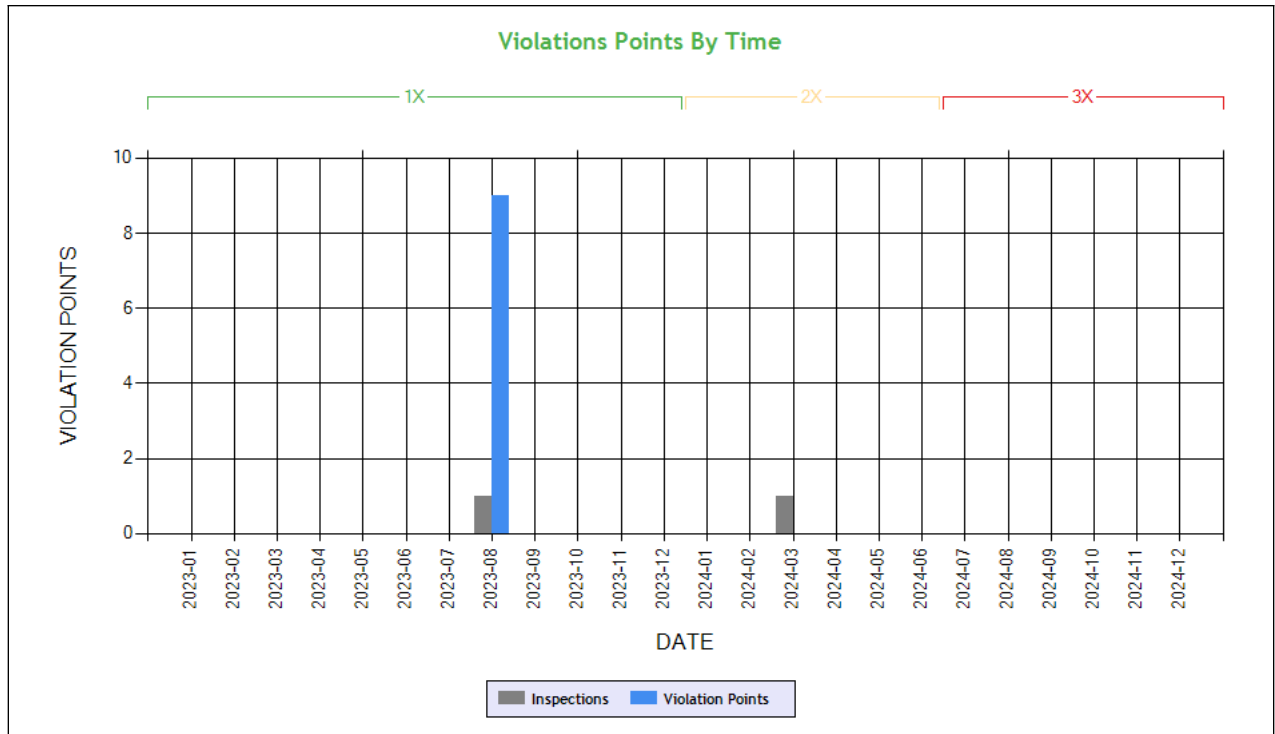




See the Excel file for the complete analysis # Violations is in (1-6/7-12/13-24mo)

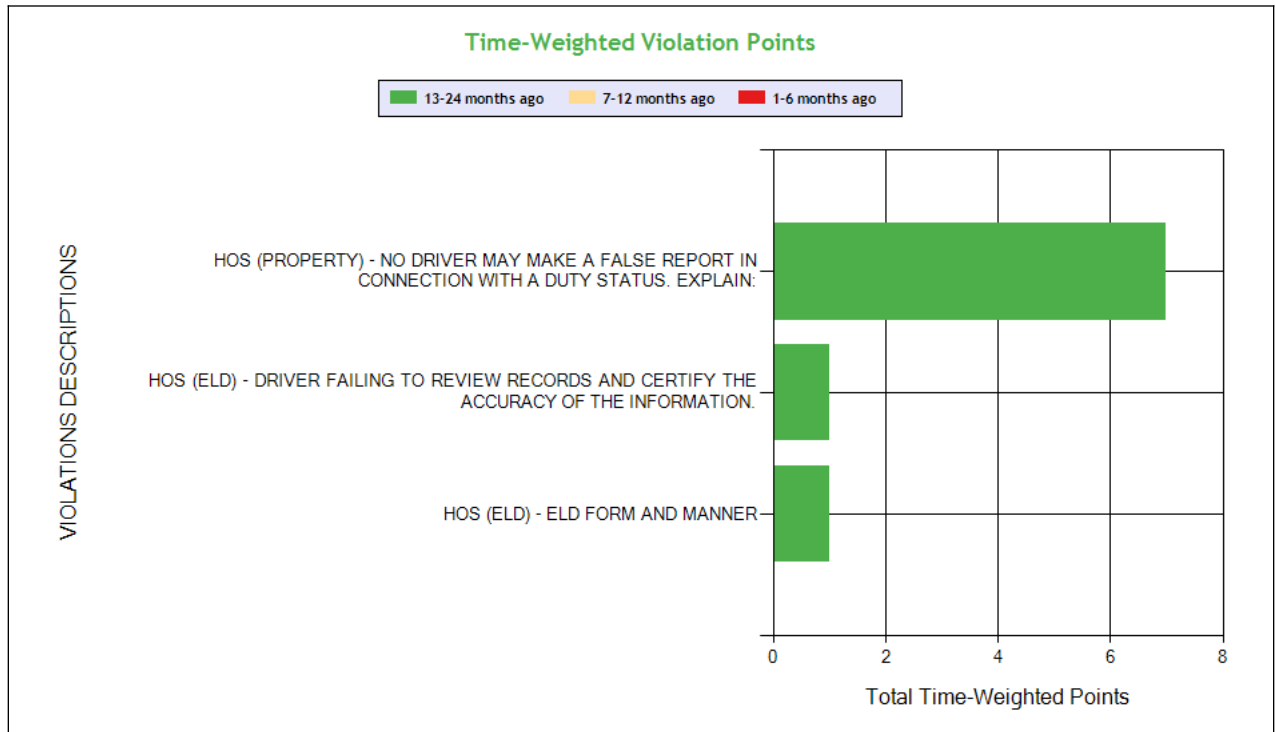
Shaded = Out Of Service Violation			
Violation Group			Speeding 2
Violation Description	Total Time-weighted Points by VIN	% of Total Time-weighted Points by VIN	State/Local Laws - Speeding 6-10 miles per hour over the speed limit
Driver Resp			Yes
Total Time-weighted Points			8
% Total Time-Wt Pts			100
3AKJHHDR7RSUV7918	8	100	8 (0/1/0)

HOS Compliance



Carrier Software
 1-800-646-5152
 info@CarrierSoftware.com

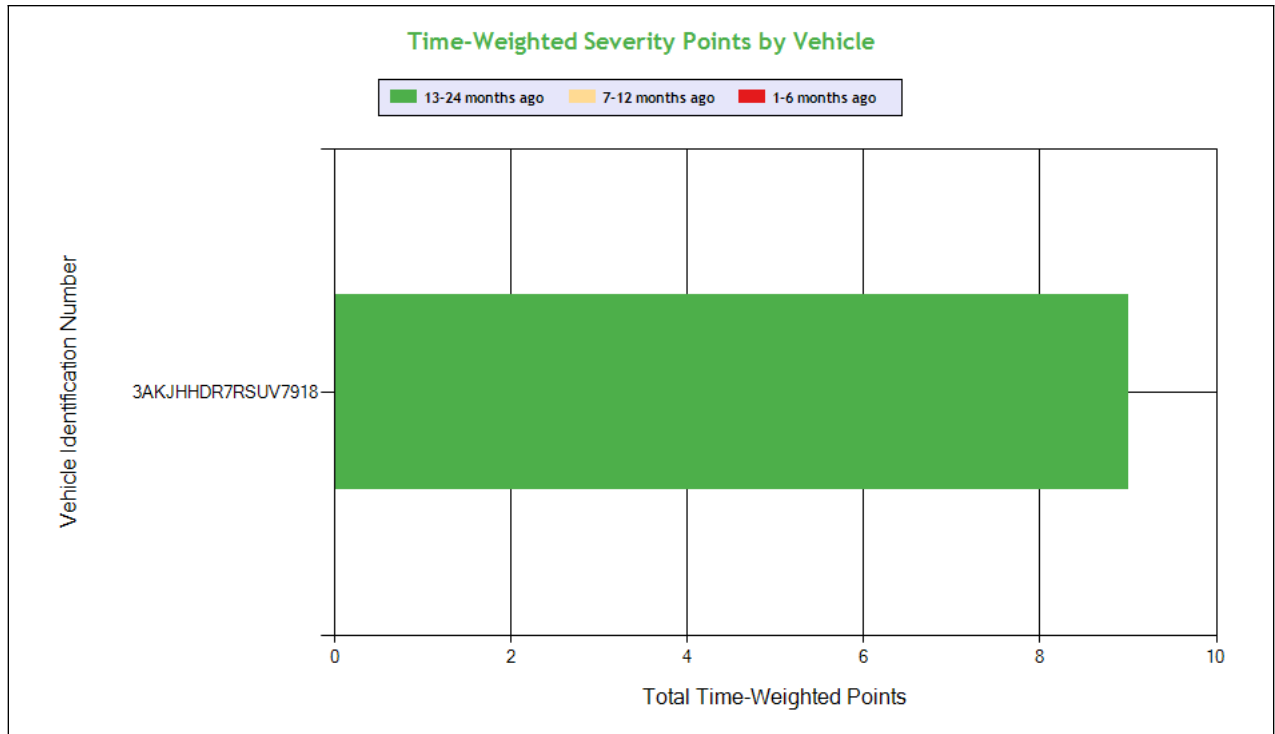
CONFIDENTIAL - Intended for use by Amerigo Insurance Agency - Date: 2/3/2025
STARLINK TRUCKING LLC - DOT# 3814014 / MC1377535



See the Excel file for the complete analysis

Violations is in (1-6/7-12/13-24mo)

Shaded = Out Of Service Violation



Carrier Software
 1-800-646-5152
 info@CarrierSoftware.com

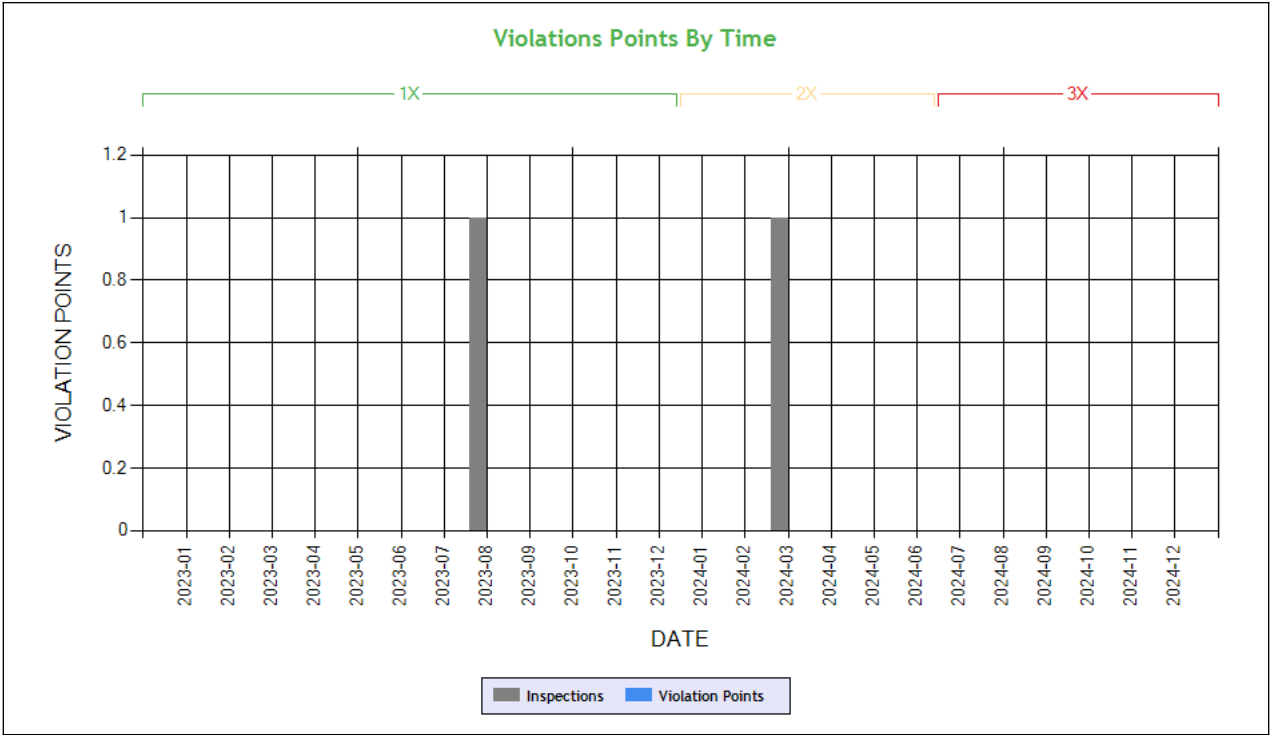
CONFIDENTIAL - Intended for use by Amerigo Insurance Agency - Date: 2/3/2025

STARLINK TRUCKING LLC - DOT# 3814014 / MC1377535

Violation Group			False Log	Other Log/Form & Manner	Other Log/Form & Manner
Violation Description	Total Time-weighted Points by VIN	% of Total Time-weighted Points by VIN	HOS (PROPERTY) - NO DRIVER MAY MAKE A FALSE REPORT IN CONNECTION WITH A DUTY STATUS. EXPLAIN:	HOS (ELD) - ELD FORM AND MANNER	HOS (ELD) - DRIVER FAILING TO REVIEW RECORDS AND CERTIFY THE ACCURACY OF THE INFORMATION.
Driver Resp			Yes	Yes	Yes
Total Time-weighted Points			7	1	1
% Total Time-Wt Pts			77.78	11.11	11.11
3AKJHHDR7RSUV7918	9	100	7 (0/0/1)	1 (0/0/1)	1 (0/0/1)



Driver Fitness



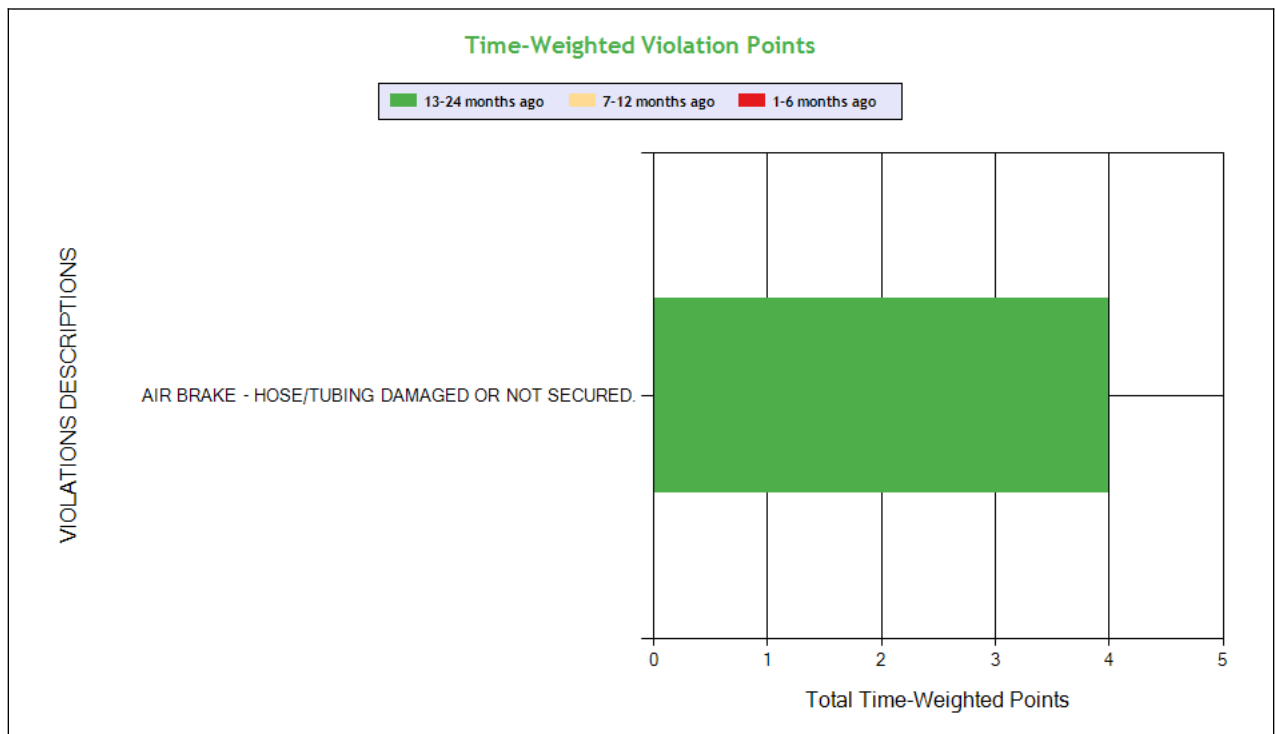
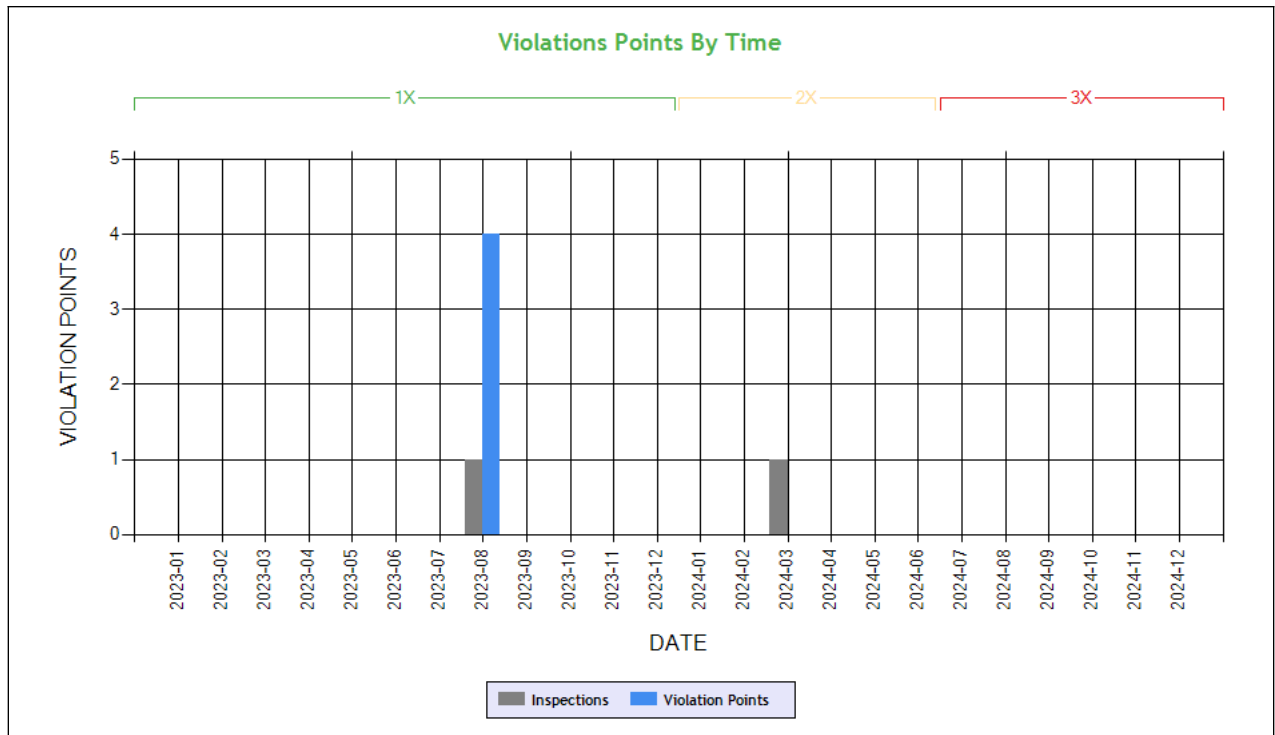
Time-Weighted Violation Points - no data available to draw a chart
Time-Weighted Severity Points by Vehicle - no data available to draw a chart

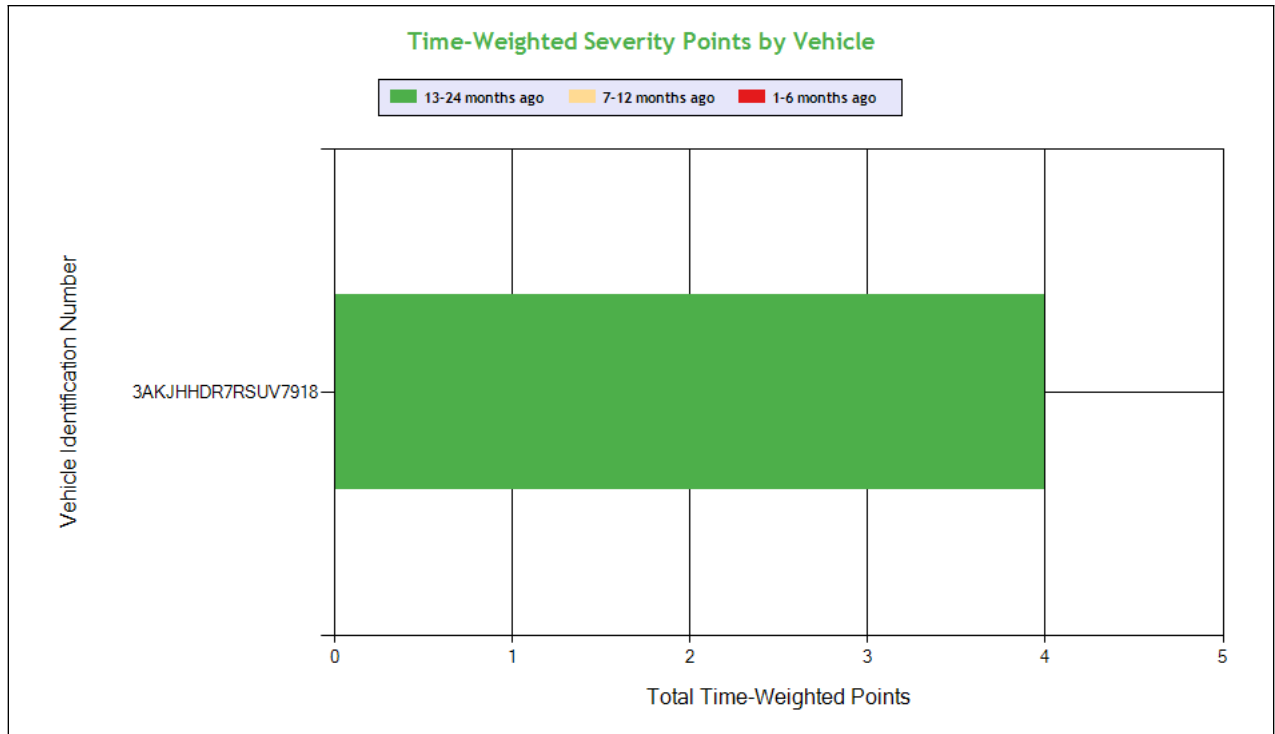
See the Excel file for the complete analysis # Violations is in (1-6/7-12/13-24mo)

Shaded = Out Of Service Violation		
Violation Group		
Violation Description	Total Time-weighted Points by VIN	% of Total Time-weighted Points by VIN
Driver Resp		
Total Time-weighted Points		
% Total Time-Wt Pts		



Vehicle Maintenance





Carrier Software
 1-800-646-5152
 info@CarrierSoftware.com

CONFIDENTIAL - Intended for use by Amerigo Insurance Agency - Date: 2/3/2025

STARLINK TRUCKING LLC - DOT# 3814014 / MC1377535

See the Excel file for the complete analysis

Violations is in (1-6/7-12/13-24mo)

Shaded = Out Of Service Violation			
Violation Group			Brakes All Others
Violation Description	Total Time-weighted Points by VIN	% of Total Time-weighted Points by VIN	AIR BRAKE - HOSE/TUBING DAMAGED OR NOT SECURED.
Driver Resp			Yes
Total Time-weighted Points			4
% Total Time-Wt Pts			100
3AKJHHDR7RSUV7918	4	100	4 (0/0/1)

COLOR CODED CRASH TABLE ToC

No crashes have been reported by the DOT on this Motor Carrier

INSPECTIONS WITH SHARED EQUIPMENT:

No Data



LEGEND

Vehicle Information

Inspection for DOT # being analyzed

Inspection for Different DOT #

Crash Information for specific VIN

INSPECTION DETAILS for ALL Inspections

PDF shows the first 100 Power Unit & Trailer VINs with most recent inspections using data from the last 4 years

POWER UNIT Inspections Section

VIN: 3AKJHHDR7RSUV7918				Unit: Truck Tractor	Year: 2024	Make: FREIGHTLINER	
DOT No: 3814014		Docket No: MC1377535		Name: STARLINK TRUCKING LLC		Interstate: Yes	
Date	Unit License	Unit Lic State	Violation Unit	Violation Description	Severity	OOS	Citation
03/04/2024	3295188	IN	D	392.2SLLS2 - State/Local Laws - Speeding 6-10 miles per hour over the speed limit	4	No	
08/28/2023	3469613	IN	1	393.45B2B - AIR BRAKE - HOSE/TUBING DAMAGED OR NOT SECURED.	4	No	
08/28/2023	3469613	IN	D	395.24 - HOS (ELD) - ELD FORM AND MANNER	1	No	
08/28/2023	3469613	IN	D	395.30B1ELDDFR - HOS (ELD) - DRIVER FAILING TO REVIEW RECORDS AND CERTIFY THE ACCURACY OF THE INFORMATION.	1	No	
08/28/2023	3469613	IN	D	395.8EHOSPD - HOS (PROPERTY) - NO DRIVER MAY MAKE A FALSE REPORT IN CONNECTION WITH A DUTY STATUS. EXPLAIN:	7	No	

TRAILER Inspections Section

VIN: 3AKJHHDR7RSUV7918				Unit: Truck Tractor	Year: 2024	Make: FREIGHTLINER	
DOT No: 3814014		Docket No: MC1377535		Name: STARLINK TRUCKING LLC		Interstate: Yes	
Date	Unit License	Unit Lic State	Violation Unit	Violation Description	Severity	OOS	Citation
03/04/2024	3295188	IN	D	392.2SLLS2 - State/Local Laws - Speeding 6-10 miles per hour over the speed limit	4	No	
08/28/2023	3469613	IN	1	393.45B2B - AIR BRAKE - HOSE/TUBING DAMAGED OR NOT SECURED.	4	No	
08/28/2023	3469613	IN	D	395.24 - HOS (ELD) - ELD FORM AND MANNER	1	No	
08/28/2023	3469613	IN	D	395.30B1ELDDFR - HOS (ELD) - DRIVER FAILING TO REVIEW RECORDS AND CERTIFY THE ACCURACY OF THE INFORMATION.	1	No	
08/28/2023	3469613	IN	D	395.8EHOSPD - HOS (PROPERTY) - NO DRIVER MAY MAKE A FALSE REPORT IN CONNECTION WITH A DUTY STATUS. EXPLAIN:	7	No	

Inspection Summary By Month (based on inspections from the last 4 years) ToC

Year-Month	Number of Inspections	Number of Power Units	Total Violations	Total OOS Inspections	Total Severity Points	Number of Crashes
2024-03	1	1	1	0	4	0
2023-08	1	1	4	0	13	0

Note: The most recent month's counts may not include all the inspections for that month.



VIN Inspection Violation Details ToC									
# of VINs: 2 # of Insp: 3 Severity Weight: 30 Avg. Weight/VIN: 10.0 (based on inspections in the last 4 years, showing top 50 VINs inspected most recently)									
VIN 3AKJHHDR7RSUV7918		# of Inspections: 2		Total Severity: 17		Percentage of Total: 56.67%		Avg. Weight Per Inspection: 8.5	
Inspection Date	Inspection ID	Inspection State	Location Description	Total Severity	# of Violations	Shipper Name	Inspection Level	Post Accident	Out of Service
03/04/2024	81058098	IN	BATESVILLE IN	4	1		3	No	No
BASIC		Unit Type		Severity		Description		Out of Service	
Unsafe Driving		Truck Tractor		4		392.2SLLS2:State/Local Laws - Speeding 6-10 miles per hour ov		No	
Inspection Date	Inspection ID	Inspection State	Location Description	Total Severity	# of Violations	Shipper Name	Inspection Level	Post Accident	Out of Service
08/28/2023	79514451	MO	SAINT CLAIRMO	13	4	EUROPASTRY	2	No	No
BASIC		Unit Type		Severity		Description		Out of Service	
Hours-Of-Serivce Compliance		Truck Tractor		7		395.8EHOSPD:HOS (PROPERTY) - NO DRIVER MAY MAKE A FALSE REPORT		No	
Vehicle Maintenance		Truck Tractor		4		393.45B2B:AIR BRAKE - HOSE/TUBING DAMAGED OR NOT SECURED.		No	
Hours-Of-Serivce Compliance		Truck Tractor		1		395.24:HOS (ELD) - ELD FORM AND MANNER		No	
Hours-Of-Serivce Compliance		Truck Tractor		1		395.30B1ELDDFR:HOS (ELD) - DRIVER FAILING TO REVIEW RECORDS AND C		No	
VIN 1UYVS2538N2683612		# of Inspections: 1		Total Severity: 13		Percentage of Total: 43.33%		Avg. Weight Per Inspection: 13.0	
Inspection Date	Inspection ID	Inspection State	Location Description	Total Severity	# of Violations	Shipper Name	Inspection Level	Post Accident	Out of Service
08/28/2023	79514451	MO	SAINT CLAIRMO	13	4	EUROPASTRY	2	No	No
BASIC		Unit Type		Severity		Description		Out of Service	
Hours-Of-Serivce Compliance		Semi Trailer		7		395.8EHOSPD:HOS (PROPERTY) - NO DRIVER MAY MAKE A FALSE REPORT		No	
Vehicle Maintenance		Semi Trailer		4		393.45B2B:AIR BRAKE - HOSE/TUBING DAMAGED OR NOT SECURED.		No	
Hours-Of-Serivce Compliance		Semi Trailer		1		395.24:HOS (ELD) - ELD FORM AND MANNER		No	
Hours-Of-Serivce Compliance		Semi Trailer		1		395.30B1ELDDFR:HOS (ELD) - DRIVER FAILING TO REVIEW RECORDS AND C		No	

Inspection History ToC							
Inspection Date	Report Number	Report State	Plate Number	Plate State	Type	Severity Weight	Time Weight
03/04/2024	8105005723	IN	3295188	IN	Truck Tractor		2
3AKJHHDR7RSUV7918 - Power Unit - Unsafe Driving Violation: 392.2SLLS2State/Local Laws - Speeding 6-10 miles per hour over the speed limit						4	
08/28/2023	W100000033	MO	3469613	IN	Truck Tractor		1
3AKJHHDR7RSUV7918 - Power Unit - Hours-Of-Service Violation: 395.24HOS (ELD) - ELD FORM AND MANNER						1	
3AKJHHDR7RSUV7918 - Power Unit - Hours-Of-Service Violation: 395.30B1ELDDFRHOS (ELD) - DRIVER FAILING TO REVIEW RECORDS AND CERTIFY THE ACCURACY OF THE INFORMATION.						1	
3AKJHHDR7RSUV7918 - Power Unit - Hours-Of-Service Violation: 395.8EHOSPDHOS (PROPERTY) - NO DRIVER MAY MAKE A FALSE REPORT IN CONNECTION WITH A DUTY STATUS. EXPLAIN:						7	
3AKJHHDR7RSUV7918 - Power Unit - Vehicle Maintenance Violation: 393.45B2BAIR BRAKE - HOSE/TUBING DAMAGED OR NOT SECURED.						4	
Only the first 20 inspections are shown. See the live report for more data.							