



Table of Contents

1. Overview	2. BASIC Scores History
3. BASIC Measures	4. KPI: BASIC Measures by Cargo Group
5. Estimated ISS Score	6. Investigation Results
7. Penalties History	8. Acute Critical Violations
9. Red Flag Violation Details	10. DOT Registration Information
11. DOT MCS-150 History	12. Crash Summary
13. Inspection Summary	14. KPI: Inspection Viol OOS Rates by Cargo Group
15. FHWA Registration Information	16. FHWA Insurance Information
17. FHWA Authorities	18. Severe Violations
19. Violation Report	20. Violation Summary
21. Violation Enforcement Chronology	22. Inspection Violations & OOS Counts
23. Radius Of Operation	24. Inspection & Crash Locations
25. Cargo Hot Spots	26. Inspection Violations & OOS Chronology
27. Percent of Insp & Crash by State	28. VIN Insp Summary by State
29. Violations By Unit Type	30. Equipment Ownership
31. Equipment Details	32. Vehicle Age
33. States of Power Unit Registrations	34. Equipment Acquisitions
35. Driver Details	36. Shared VIN Summary
37. Shipper Table	38. Safety Summary
39. Safety Details	40. Crash Detail Color Coded
41. Inspections with Shared Equipment	42. Inspection Tabular Details
43. Inspection Summary By Month	44. VIN Inspection Violation Details
45. Inspection History	



Business Address

4208 ACCLAIM WAY
MODESTO, CA
95356

Contact Info

(209)-312-2728
gurkiratgill0@gmail.com

FHWA Address

4208 ACCLAIM WAY
MODESTO,CA,95356
Phone:(209)-312-2728

Mailing Address

4208 ACCLAIM WAY
MODESTO, CA
95356

Overview ToC

Operating Status: NOT AUTHORIZED Intrastate operations. *Please Note: NOT AUTHORIZED does not apply to Private or 4 other companies viewed this DOT in the past two months
Crash/PU ratio: 0.0%
Clean Inspection ratio: 25.0%

Estimated BASIC Scores (as of 2/28/2025)

	Unsafe Driving	Hours of Service	Driver Fitness	Controlled Sub. and Alcohol	Vehicle Maintenance	HM Compliance	Crash
Relative Scores	0% ○	0% ⬆	0% ○	0% ○	0% ⊖	0% ○	0% ○
Alert Status	No	No	No	No	No	No	No



Estimated Inspection Selection System (ISS) Score: 1
Category: Pass

BASIC Scores History - Unsafe Driving ToC

There are no Scores for this BASIC

BASIC Scores History - Hours of Service ToC

There are no Scores for this BASIC

BASIC Scores History - Driver Fitness ToC

There are no Scores for this BASIC

BASIC Scores History - Controlled Substance ToC

There are no Scores for this BASIC



BASIC Scores History - Vehicle Maintenance ToC

There are no Scores for this BASIC

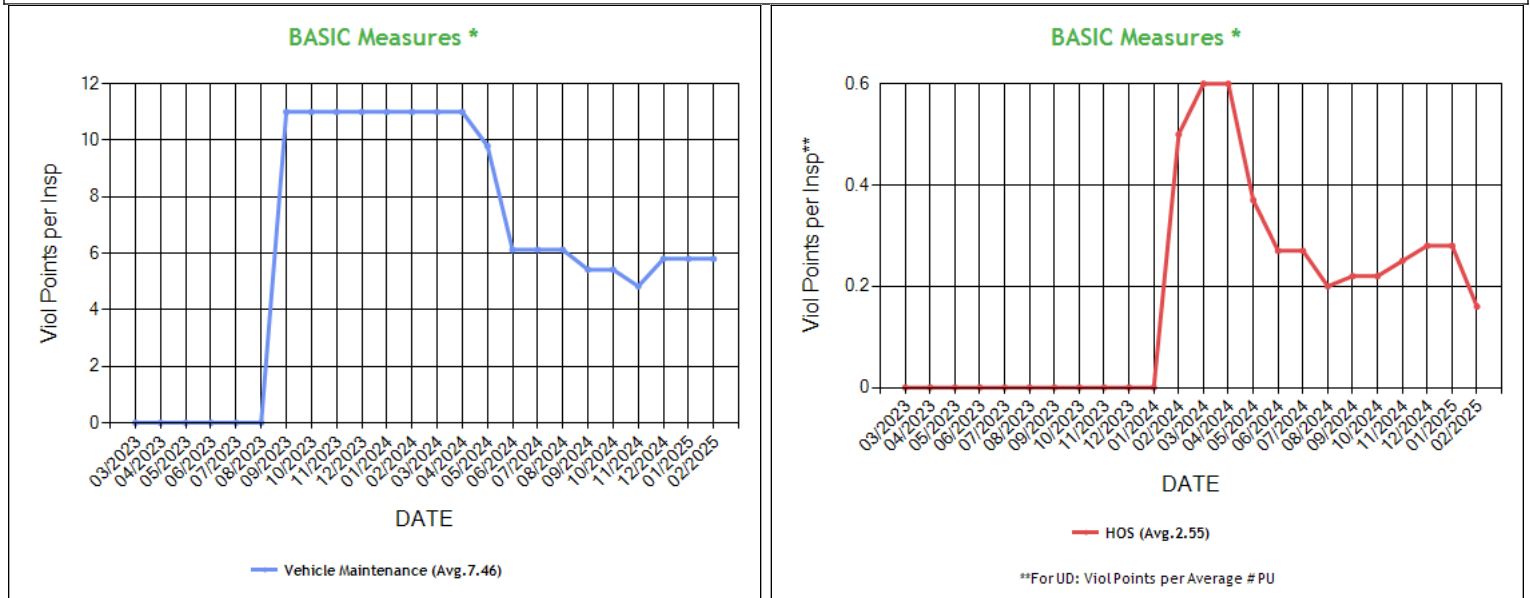
BASIC Scores History - Crash ToC

There are no Scores for this BASIC

BASIC Scores History - Hazmat ToC

There are no Scores for this BASIC

BASIC Measures: Violation Points per Inspection Trends ToC



* BASIC Measures are the absolute SMS scores that are compared within each Safety Event Group to determine the BASIC Score percentiles. Averages based on fleets with 1-5 power units.

**For UD: ViolPoints per Average # PU



BASIC Measures * - Table ToC

UD-Unsafe Driving, HOS-Hours of Service, DF-Driver Fitness, CS-Controlled Substances, VM-Vehicle Maintenance

Date	UD Measure	UD AC	UD with Viol	HOS Measure	HOS AC	HOS with Viol	DF Measure	DF AC	DF with Viol	CS Measure	CS AC	CS with Viol	VM Measure	VM AC	VM with Viol
02/2025	0.00	N	0	0.16	N	1	0.00	N	0	0.00	N	0	5.80	N	2
01/2025	0.00	N	0	0.28	N	1	0.00	N	0	0.00	N	0	5.80	N	2
12/2024	0.00	N	0	0.28	N	1	0.00	N	0	0.00	N	0	5.80	N	2
11/2024	0.00	N	0	0.25	N	1	0.00	N	0	0.00	N	0	4.83	N	2
10/2024	0.00	N	0	0.22	N	1	0.00	N	0	0.00	N	0	5.42	N	2
09/2024	0.00	N	0	0.22	N	1	0.00	N	0	0.00	N	0	5.42	N	2
08/2024	0.00	N	0	0.20	N	1	0.00	N	0	0.00	N	0	6.12	N	2
07/2024	0.00	N	0	0.27	N	1	0.00	N	0	0.00	N	0	6.12	N	2
06/2024	0.00	N	0	0.27	N	1	0.00	N	0	0.00	N	0	6.12	N	2
05/2024	0.00	N	0	0.37	N	1	0.00	N	0	0.00	N	0	9.80	N	2
04/2024	0.00	N	0	0.60	N	1	0.00	N	0	0.00	N	0	11.00	N	1
03/2024	0.00	N	0	0.60	N	1	0.00	N	0	0.00	N	0	11.00	N	1
02/2024	0.00	N	0	0.50	N	1	0.00	N	0	0.00	N	0	11.00	N	1
01/2024	0.00	N	0	0.00	N	0	0.00	N	0	0.00	N	0	11.00	N	1
12/2023	0.00	N	0	0.00	N	0	0.00	N	0	0.00	N	0	11.00	N	1
11/2023	0.00	N	0	0.00	N	0	0.00	N	0	0.00	N	0	11.00	N	1
10/2023	0.00	N	0	0.00	N	0	0.00	N	0	0.00	N	0	11.00	N	1
09/2023	0.00	N	0	0.00	N	0	0.00	N	0	0.00	N	0	11.00	N	1
08/2023	0.00	N	0	0.00	N	0	0.00	N	0	0.00	N	0	0.00	N	0
07/2023	0.00	N	0	0.00	N	0	0.00	N	0	0.00	N	0	0.00	N	0
06/2023	0.00	N	0	0.00	N	0	0.00	N	0	0.00	N	0	0.00	N	0
05/2023	0.00	N	0	0.00	N	0	0.00	N	0	0.00	N	0	0.00	N	0
04/2023	0.00	N	0	0.00	N	0	0.00	N	0	0.00	N	0	0.00	N	0
03/2023	0.00	N	0	0.00	N	0	0.00	N	0	0.00	N	0	0.00	N	0
02/2023	0.00	N	0	0.00	N	0	0.00	N	0	0.00	N	0	0.00	N	0
01/2023	0.00	N	0	0.00	N	0	0.00	N	0	0.00	N	0	0.00	N	0
12/2022	0.00	N	0	0.00	N	0	0.00	N	0	0.00	N	0	0.00	N	0
11/2022	0.00	N	0	0.00	N	0	0.00	N	0	0.00	N	0	0.00	N	0
10/2022	0.00	N	0	0.00	N	0	0.00	N	0	0.00	N	0	0.00	N	0
09/2022	0.00	N	0	0.00	N	0	0.00	N	0	0.00	N	0	0.00	N	0
08/2022	0.00	N	0	0.00	N	0	0.00	N	0	0.00	N	0	0.00	N	0
07/2022	0.00	N	0	0.00	N	0	0.00	N	0	0.00	N	0	0.00	N	0
06/2022	0.00	N	0	0.00	N	0	0.00	N	0	0.00	N	0	0.00	N	0
05/2022	0.00	N	0	0.00	N	0	0.00	N	0	0.00	N	0	0.00	N	0
04/2022	0.00	N	0	0.00	N	0	0.00	N	0	0.00	N	0	0.00	N	0
03/2022	0.00	N	0	0.00	N	0	0.00	N	0	0.00	N	0	0.00	N	0
02/2022	0.00	N	0	0.00	N	0	0.00	N	0	0.00	N	0	0.00	N	0

* BASIC Measures are the absolute SMS scores that are compared within each Safety Event Group to determine the BASIC Score percentiles.

KPI: BASIC Measures by Fleet Size and Cargo Group ToC

Fleet Size: 1-5 PUs

	Unsafe Driving		Hours of Service		Driver Fitness		Controlled Substance		Vehicle Maintenance		HM Compliance		Crash	
Cargo Group (Companies)	Avg.	Comp. to Avg.	Avg.	Comp. to Avg.	Avg.	Comp. to Avg.	Avg.	Comp. to Avg.	Avg.	Comp. to Avg.	Avg.	Comp. to Avg.	Avg.	Comp. to Avg.
General Freight (482480)	0.78	Better	0.23	Better	0.20	Better	0.02	Better	1.90	Worse	0.01	Better	0.06	Better
GILL BROS TRANS INC	0.00		0.16		0.00		0.00		5.80		0.00		0.00	

Estimated ISS Score: 1 Pass ToC About the Inspection Selection System



Estimated ISS Score History - Table ToC

Date	Estimated ISS Score	Recommendation	Algorithm
02/28/2025	1	Pass	Safety Algorithm
01/31/2025	1	Pass	Safety Algorithm
12/27/2024	1	Pass	Safety Algorithm
11/29/2024	1	Pass	Safety Algorithm
10/25/2024	1	Pass	Safety Algorithm
09/27/2024	1	Pass	Safety Algorithm
08/30/2024	1	Pass	Safety Algorithm
07/26/2024	1	Pass	Safety Algorithm
06/28/2024	1	Pass	Safety Algorithm
05/31/2024	1	Pass	Safety Algorithm
04/26/2024	74	Optional Inspect	Insufficient Data Algorithm
03/29/2024	74	Optional Inspect	Insufficient Data Algorithm
02/23/2024	74	Optional Inspect	Insufficient Data Algorithm
01/26/2024	67	Optional Inspect	Insufficient Data Algorithm
12/29/2023	67	Optional Inspect	Insufficient Data Algorithm
11/24/2023	63	Optional Inspect	Insufficient Data Algorithm
10/27/2023	63	Optional Inspect	Insufficient Data Algorithm
09/29/2023	63	Optional Inspect	Insufficient Data Algorithm
08/25/2023	63	Optional Inspect	Insufficient Data Algorithm
07/28/2023	63	Optional Inspect	Insufficient Data Algorithm
06/30/2023	63	Optional Inspect	Insufficient Data Algorithm
05/26/2023	63	Optional Inspect	Insufficient Data Algorithm
04/28/2023	63	Optional Inspect	Insufficient Data Algorithm
03/31/2023	63	Optional Inspect	Insufficient Data Algorithm
02/24/2023	63	Optional Inspect	Insufficient Data Algorithm
01/27/2023	63	Optional Inspect	Insufficient Data Algorithm
12/30/2022	63	Optional Inspect	Insufficient Data Algorithm
11/25/2022	63	Optional Inspect	Insufficient Data Algorithm
10/28/2022	63	Optional Inspect	Insufficient Data Algorithm
09/30/2022	63	Optional Inspect	Insufficient Data Algorithm
08/26/2022	63	Optional Inspect	Insufficient Data Algorithm
07/29/2022	63	Optional Inspect	Insufficient Data Algorithm
06/24/2022	63	Optional Inspect	Insufficient Data Algorithm
05/27/2022	63	Optional Inspect	Insufficient Data Algorithm
04/29/2022	63	Optional Inspect	Insufficient Data Algorithm
03/25/2022	63	Optional Inspect	Insufficient Data Algorithm
02/25/2022	63	Optional Inspect	Insufficient Data Algorithm

Investigation Results ToC

No Investigations reported on FMCSA website

Penalties History ToC

There is a problem with the Penalties data on FMCSA website.

Acute Critical Violations (Based on Investigations as per CSA Methodology Appendix A) ToC

No Data

No red flag violations in the last 24 months



DOT Registration Information: The following information on this specific DOT # is from the Federal DOT (as of Operating Authority					
DOT Registration: 02/22/2022		Total Power Units: 2		Total Trucks: 2	
				Total Trailers: 2	
				Total Passenger Vehicles: 0	
Status	Entity Type	Organization Type	Nation	Total Cars	Drivers / CDL Drivers
A	C	-	US	0	4 / 4
MCS-150 Date	Op Codes	Shipper Op Codes	Shipper HazMat Op Codes	Latest Review Type	Latest Review Document Number(Date)
03/20/2025	A				()
MCS-150 Mileage (Year)	Record Update Date	Transports Hazmats	DOT Census Date	Recordable Accident Rate	Preventable Accident Rate
102,453 (2024)	03/20/2025	N	02/22/2022	0%	0%
MCS-151 Mileage	Safety Rating (Date)	SEA Accident	SEA Driver	SEA Vehicle	SEA Management
0	None (None)	0%	0%	0%	0%
Classification Codes		Cargo Carried (per MCS-150)			
Authorized-For-Hire		General Freight			

DOT MCS-150 History ToC			(as of 03/24/2025 DOT census)						
Census Date	MCS-150 Date	MCS-150 Mileage	VMY Year	Power Units	Drivers	Trailers	Company Rep1	Company Rep2	Email
3/24/2025	3/20/2025	102453	2024	2	4	-	GURKIRAT SINGH		gurkiratgill0@gmail.com
2/4/2025	1/16/2025	102453	2024	2	4	-	GURKIRAT SINGH		gurkiratgill0@gmail.com
7/9/2023	7/6/2023	10000	2022	1	1	1	GURKIRAT SINGH		gillbrostransinc@outlook.com
4/9/2023	3/22/2023	10000	2022	1	1	1	GURKIRAT SINGH		gillbrostransinc@outlook.com
4/9/2022	3/17/2022	0		1	1	0	GURKIRAT SINGH		gillbrostransinc@outlook.com
3/9/2022	2/22/2022	0		1	1	0	GURKIRAT SINGH		GURKIRATGILL0@GMAIL.COM

Crash Summary Chart ToC	Crashes Summary - Chart (based on all available crash data)
No Data	

Crashes Summary - Table (based on all available crash data) ToC										
	TOTAL	Last 6 months	7-12 months	13-18 months	19-24 months	25-30 months	30-36 months	37-41 months	42-48 months	Over 49 months
Total Reportable	0	0	0	0	0	0	0	0	0	0
Fatalities	0	0	0	0	0	0	0	0	0	0
Injuries	0	0	0	0	0	0	0	0	0	0
Tow Away	0	0	0	0	0	0	0	0	0	0
With Citations	0	0	0	0	0	0	0	0	0	0
Federal Recordable	0	0	0	0	0	0	0	0	0	0
Preventable	0	0	0	0	0	0	0	0	0	0
Crash per Pwr Unit	-	0.0%	0.0%	0.0%	0.0%	0.0%	0.0%	0.0%	0.0%	-

Inspection Summary ToC			
The following inspection information is based on results for 24 months prior to: 03/27/2025. Please note that the total inspections number is not necessarily the total of the vehicle, driver and hazmat inspections, as one inspection may have included any combination of the below inspections.			
Overall	Vehicle	Driver	Hazmat
(Please note that the total inspections number is not necessarily the total of the vehicle, driver and hazmat inspections, as one inspection may have included any combination of the below inspections) Total Inspections: 5 Total Out of Service: 2 Out of Service: 40% National Average: 21.23% Difference: 18.77%	Total Inspections: 4 Total Out of Service: 2 Out of Service: 50.00% National Average: 25.43% Difference: 24.57%	Total Inspections: 5 Total Out of Service: 0 Out of Service: 0.00% National Average: 6.7% Difference: -6.7%	Total Inspections: 0 Total Out of Service: 0 Out of Service: 0.00% National Average: 2.98% Difference: -2.98%



KPI: Inspection Viol OOS Rates by Cargo Group ToC

Cargo Group	OVERALL		VEHICLE		DRIVER		HAZMAT	
	Average	Compared to Average	Average	Compared to Average	Average	Compared to Average	Average	Compared to Average
General Freight	28.57%	Worse	25.02%	Worse	12.41%	Better	0.20%	Better
GILL BROS TRANS INC	40.0%		50.0%		0%		0%	

FHWA Registration Information: The following data on this Motor Carrier is from the Federal Hwy Administration (as of 3/25/2025)

Docket Number	DOT Number	Company Name	DBA Name	Address	City	State	Country	ZIP Code
MC1386982	3827132	GILL BROS TRANS INC		4208 ACCLAIM WAY	MODESTO	CA	US	95356
Phone Number	Fax Number	Mail Address	Mail City	Mail State	Mail Contry	Mail ZIP Code	Mail Phone Number	Mail Fax Number
(209)-312-2728								
Date of Last Change	Freight	Passenger	Household Goods	Active Authority	Pending Authority	Revocation Pending Authority		
3/25/2025	Y	N	N	/	/	/		

Insurance Required (as of 03/28/2025) ToC

Docket Number	Insurance Type	Insurance Required	Insurance on File
MC1386982	BIPD	\$750k	\$0k
MC1386982	Cargo	No	No
MC1386982	Bond	No	No

Active / Pending Insurance (as of 03/28/2025)

No Data

Insurance History (as of 03/28/2025)

Docket Number	Form	Type	Insurance Carrier	Policy/Surety	Coverage From	Coverage To	Effective Date From	Effective Date To
MC1386982	91X	BIPD/Primary	SECURITY NATIONAL INSURANCE CO.	SMC1805418	\$0k	\$750k	03/17/2024	03/17/2025 Cancelled
MC1386982	91X	BIPD/Primary	SECURITY NATIONAL INSURANCE CO.	SMC1805418	\$0k	\$750k	03/17/2023	03/17/2024 Cancelled
MC1386982	91X	BIPD/Primary	SECURITY NATIONAL INSURANCE CO.	SMC1805418	\$0k	\$750k	03/17/2022	03/17/2023 Cancelled

FHWA Authorities (as of 03/28/2025) ToC

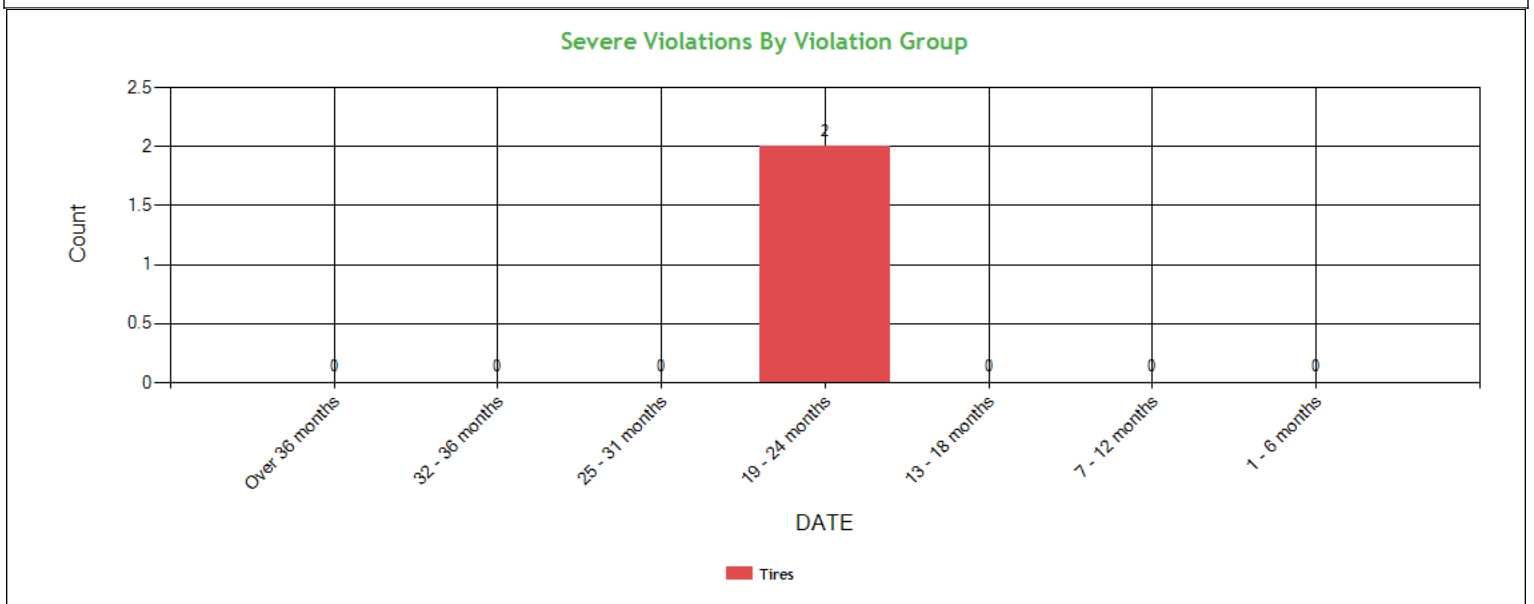
Docket#	L&I Name	Active Authority	Inactive Authority	Pending Authority	Revocation Pending Authority	Freight	Passenger	Household Goods
MC1386982	GILL BROS TRANS INC		Common /			Yes	No	No



Authority History (as of 03/28/2025)

Docket Number	Sub	Auth Type	Original Action	Disposition
MC1386982		COMMON	INVOLUNTARY REVOCATION 2/20/2024 12:00:00 AM	DISCONTINUED REVOCATION 3/18/2024 12:00:00 AM
MC1386982		COMMON	INVOLUNTARY REVOCATION 2/21/2023 12:00:00 AM	DISCONTINUED REVOCATION 3/15/2023 12:00:00 AM
MC1386982		COMMON	GRANTED 3/23/2022 12:00:00 AM	REVOKED 3/24/2025 12:00:00 AM

Severe Violations (i.e. those with >= 8 points) - Chart : 1 Violations 1 occurrences ToC



Severe Violations (i.e. those with >= 8 points) - Table : 1 Violations 2 occurrences ToC

Code	Description	Category	BASIC Weight	Total count	Last 6 months	7-12 months	13-18 months	19-24 months	25-31 months	32-36 months	Over 36 months
393.75A3	Tire -flat and/or audible air leak	Tires	8	2	0	0	0	2	0	0	0



Violation Report ToC

Inspection Date	Inspection State	BASIC	Violation Description	OOS	VIN	Severity Points
03/12/2025	KS	Vehicle Maintenance	396.17CPI - OPERATING A CMV WITHOUT DOCUMENTATION OF A PERIODIC INSPECTION.	No	3AKJGLDR1KSKK5925	4
03/12/2025	KS	Hours-Of-Service	395.30B2ELDDFC24 - HOS (ELD) - DRIVER FAILING TO CERTIFY THE RECORD IMMEDIATELY AFTER THE FINAL REQUIRED ENTRY HAS BEEN MADE OR CORRECTED FOR THE 24 HOUR PERIOD.	No	3AKJGLDR1KSKK5925	1
03/12/2025	KS	Vehicle Maintenance	396.17CPI - OPERATING A CMV WITHOUT DOCUMENTATION OF A PERIODIC INSPECTION.	No	5V8VC5325KM907570	4
03/12/2025	KS	Vehicle Maintenance	393.205CWR - WHEEL/RIM - WHEEL FASTENERS LOOSE/MISSING/INEFFECTIVE/BROKEN.	No	5V8VC5325KM907570	2
06/20/2024	CA	-	392.2RG - State vehicle registration or License Plate violation	No	5V8VC5325KM907570	0
05/09/2024	CA	Vehicle Maintenance	393.207A - Axle positioning parts defective/missing	Yes	3AKJGLDR0HSHR5152	7
02/03/2024	IA	-	392.2RG - State vehicle registration or License Plate violation	No	1GRAA0629KW155405	0
02/03/2024	IA	-	392.2SLEWA1 - State/Local Laws - Excessive Weight - 1-2500 Lbs Over On An Axle/Axle Groups.	No	3AKJGLDR0HSHR5152	0
02/03/2024	IA	Hours-Of-Service	395.22G - Portable ELD not mounted in a fixed position and visible to driver	No	3AKJGLDR0HSHR5152	1
08/30/2023	IA	Vehicle Maintenance	393.75A3 - Tire -flat and/or audible air leak	Yes	1GRAA0622FE700341	8
08/30/2023	IA	Vehicle Maintenance	393.78 - Windshield wipers inoperative/defective	No	3AKJGLDR0HSHR5152	1

No filters were applied when generating this report, see the live report for more options.

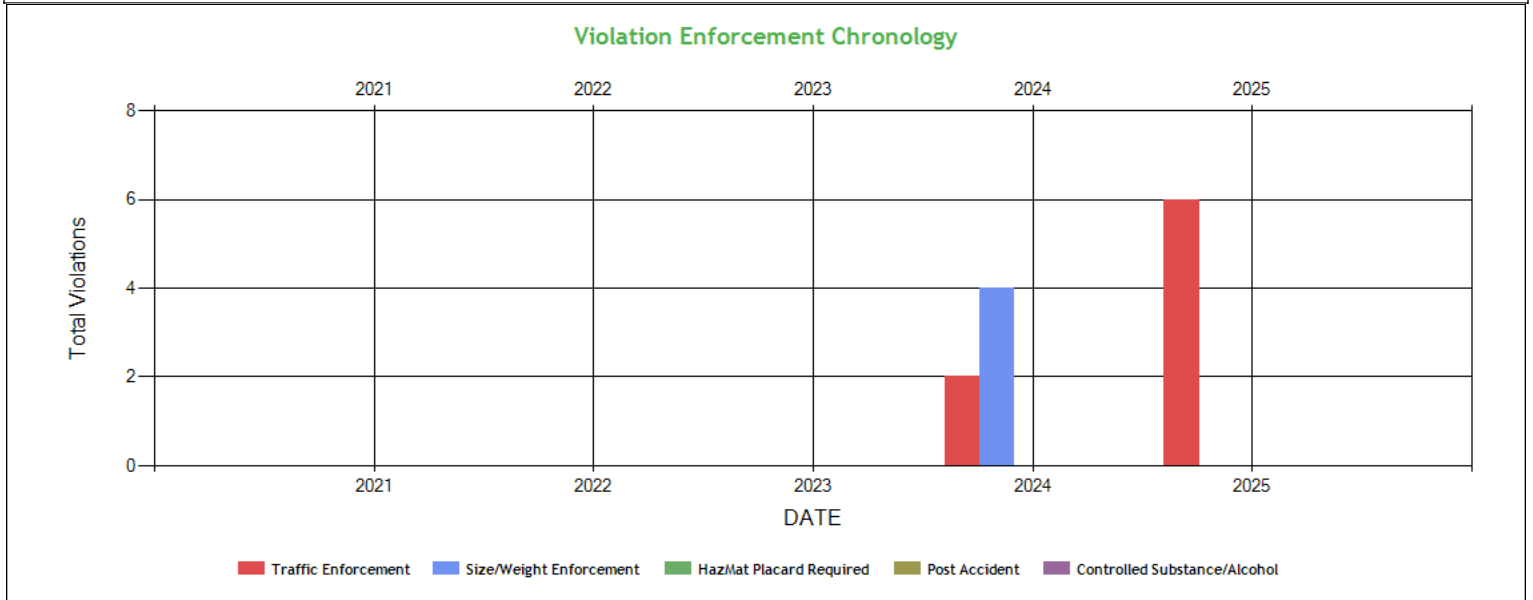
Violation Summary ToC

BASIC	Violation Group	Code	Description	# of Violations	# of OOS Violations	Severity Points
Vehicle Maintenance	Tires	393.75A3	Tire -flat and/or audible air leak	1	1	8
Vehicle Maintenance	Suspension	393.207A	Axle positioning parts defective/missing	1	1	7
Vehicle Maintenance	Inspection Reports	396.17CPI	OPERATING A CMV WITHOUT DOCUMENTATION OF A PERIODIC INSPECTION.	2	0	4
Vehicle Maintenance	Wheels Studs Clamps Etc.	393.205CWR	WHEEL/RIM - WHEEL FASTENERS LOOSE/MISSING/INEFFECTIVE/BROKEN.	1	0	2
Vehicle Maintenance	Windshield/ Glass/ Markings	393.78	Windshield wipers inoperative/defective	1	0	1
Hours-Of-Service (HOS) Compliance		395.22G	Portable ELD not mounted in a fixed position and visible to driver	1	0	1
Hours-Of-Service (HOS) Compliance	Other Log/Form & Manner	395.30B2ELDDFC24	HOS (ELD) - DRIVER FAILING TO CERTIFY THE RECORD IMMEDIATELY AFTER THE FINAL REQUIRED ENTRY HAS BEEN MADE OR CORRECTED FOR THE 24 HOUR PERIOD.	1	0	1
	Not used in SMS Calculation	392.2SLEWA1	State/Local Laws - Excessive Weight - 1-2500 Lbs Over On An Axle/Axle Groups.	1	0	0
	Not used in SMS Calculation	392.2RG	State vehicle registration or License Plate violation	2	0	0

No filters were applied when generating this report, see the live report for more options.



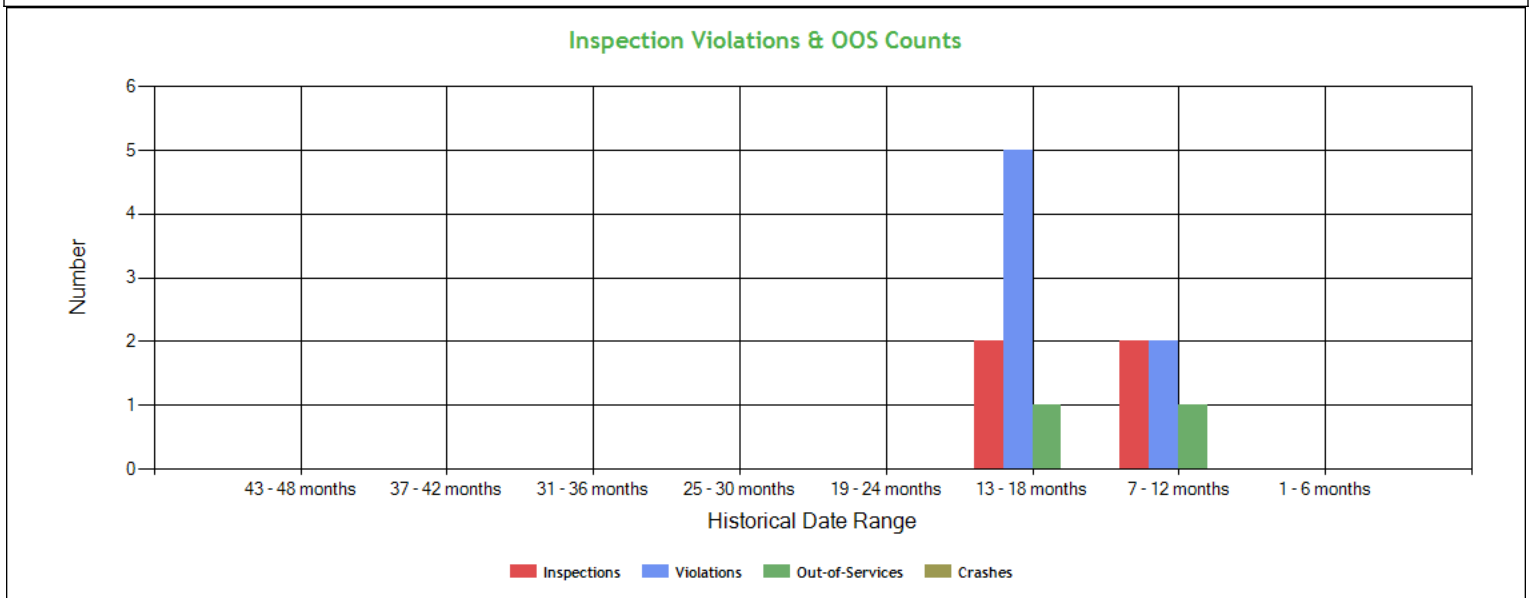
Violation Enforcement Chronology - Chart ToC



Violation Enforcement Chronology - Table ToC

	2021	2022	2023	2024	2025
Traffic Enforcement	0	0	0	2	6
Size/Weight Enforcement	0	0	0	4	0
HazMat Placard Required	0	0	0	0	0
Post Accident	0	0	0	0	0
Controlled Substance/Alcohol	0	0	0	0	0

Inspection Violations & OOS Counts - Chart ToC





Inspection Violations & OOS Counts - Table [ToC](#)

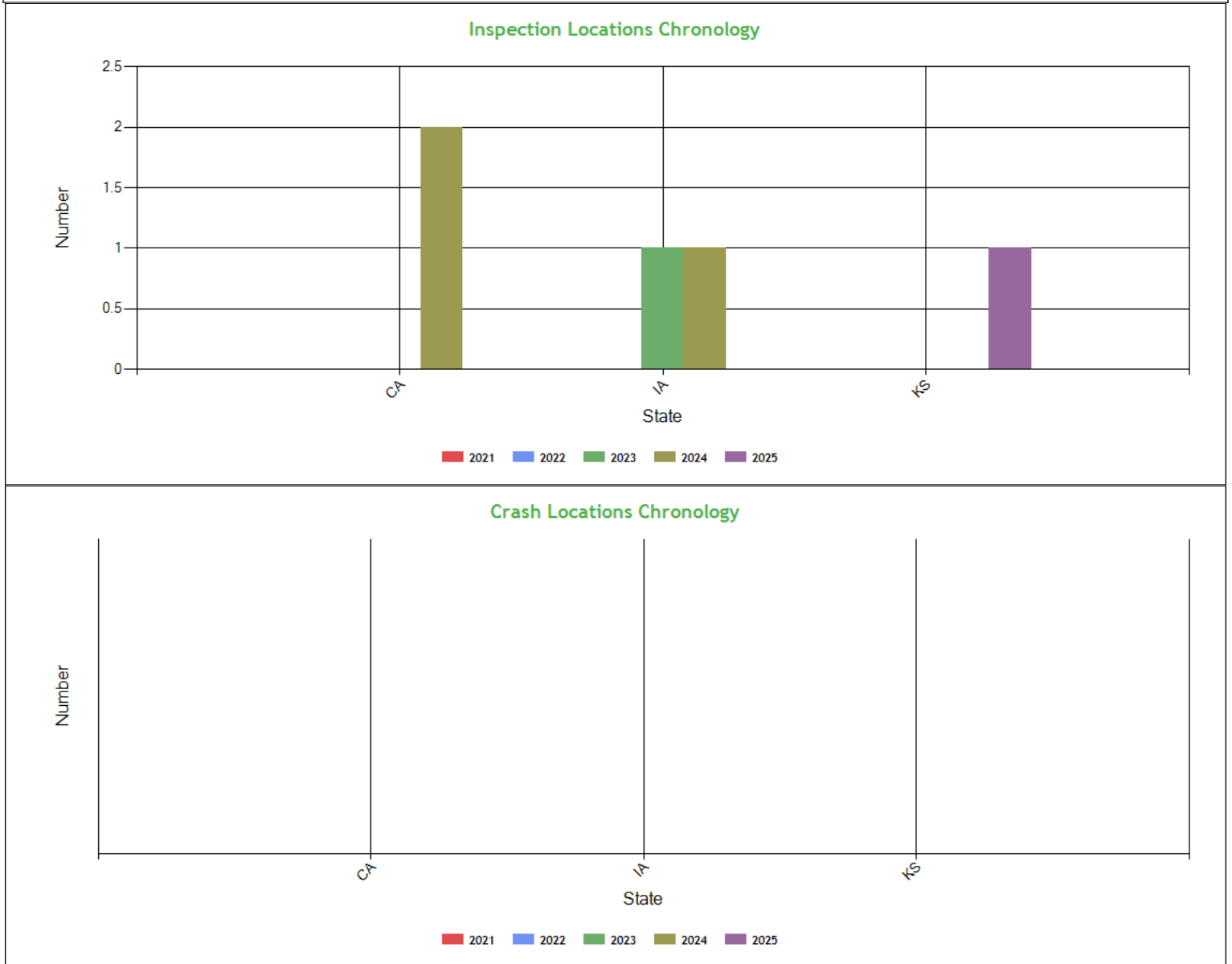
Date Range	Inspections	Violations	Out-of-Services	Crashes
TOTAL	5	11	2	0
1 - 6 months	0	0	0	0
7 - 12 months	2	2	1	0
13 - 18 months	2	5	1	0
19 - 24 months	0	0	0	0
25 - 30 months	0	0	0	0
31 - 36 months	0	0	0	0
37 - 42 months	0	0	0	0
43 - 48 months	0	0	0	0

Radius of Operation (based on Inspections and Crashes during the past 3 years) [ToC](#)

	Total	Drive between 0 and 50 miles radius	Drive between 51 and 200 miles radius	Drive between 201 and 300 miles radius	Drive between 301 and 400 miles radius	Drive between 401 and 500 miles radius	Drive between 501 and 600 miles radius	Drive beyond 600 miles radius
Power Units (i.e. unique VINs)	2	0	0	0	0	0	0	2
Percent	100%	0%	0%	0%	0%	0%	0%	100%



Inspection & Crash Locations - Chart ToC



Inspection & Crash Locations - Table ToC

State	Inspections					Violations					Out-of-Services					Crashes				
	2021	2022	2023	2024	2025	2021	2022	2023	2024	2025	2021	2022	2023	2024	2025	2021	2022	2023	2024	2025
TOTAL	0	0	1	3	1	0	0	2	5	4	0	0	1	1	0	0	0	0	0	0
CA	0	0	0	2	0	0	0	0	2	0	0	0	0	1	0	0	0	0	0	0
IA	0	0	1	1	0	0	0	2	3	0	0	0	1	0	0	0	0	0	0	0
KS	0	0	0	0	1	0	0	0	0	4	0	0	0	0	0	0	0	0	0	0

Hot Spot Summary ToC

Year	Month	Level 5	Level 5 %	Level 4	Level 4 %	Level 3	Level 3 %	Level 2	Level 2 %	Level 1	Level 1 %	Level 0	Level 0 %	Levels 1 - 5	Levels 1 - 5 %
2025	March (Partial)	0	0.00%	0	0.00%	0	0.00%	0	0.00%	0	0.00%	1	33.33%	0	0.00%



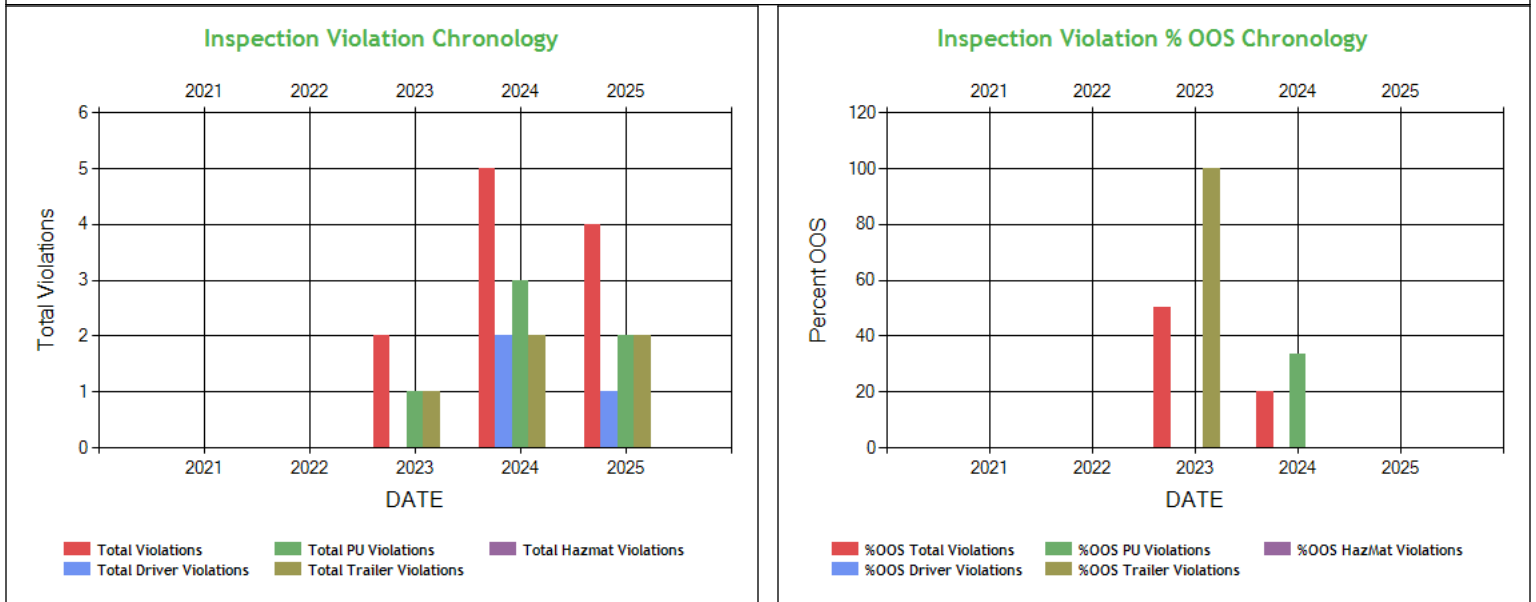
2024	June	1	33.33%	0	0.00%	0	0.00%	0	0.00%	0	0.00%	0	0.00%	1	33.33%
2024	May	1	33.33%	0	0.00%	0	0.00%	0	0.00%	0	0.00%	0	0.00%	1	33.33%
Totals		2	66.66%	0	0.00%	0	0.00%	0	0.00%	0	0.00%	1	33.33%	2	66.66%

Hot Spot Analysis

State	County	Level	Count	Percentage
CA	Kern	5	2	66.67%

Report generated using the last 12 full months of inspection data

Inspection Violation % OOS Chronology - Chart [ToC](#)

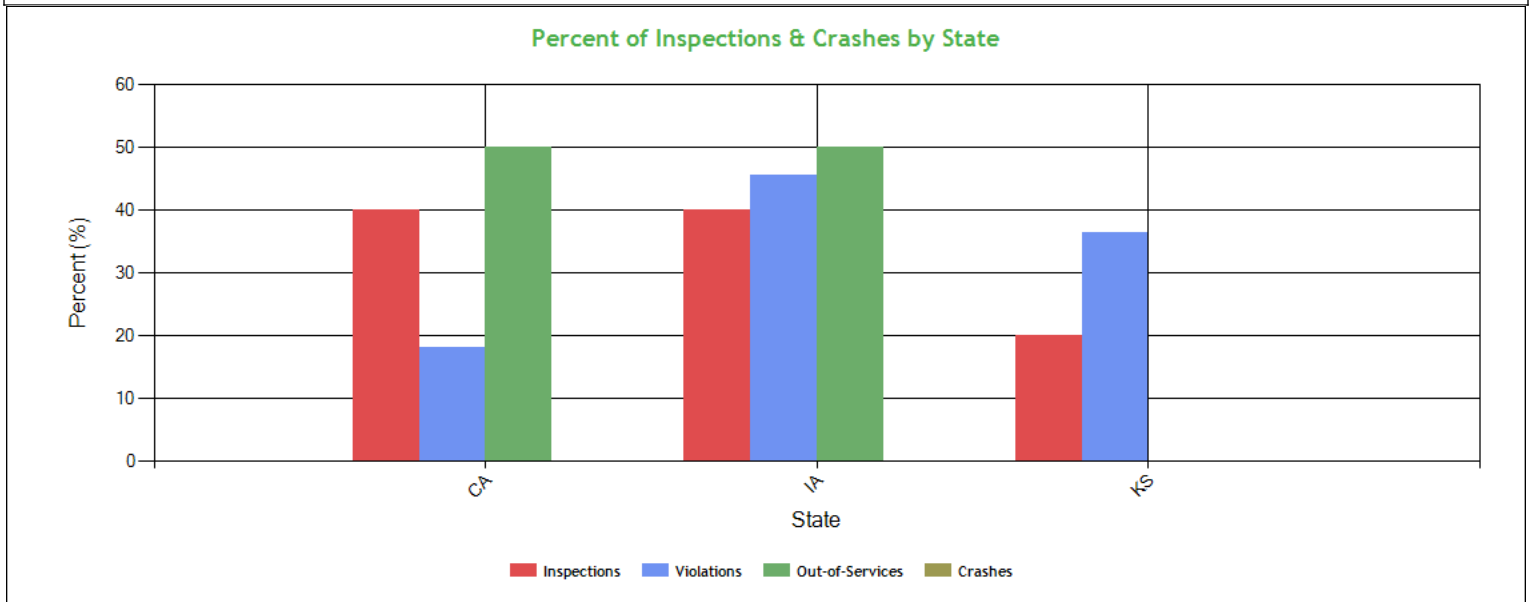


Inspection Violation % OOS Chronology - Table [ToC](#)

	2021	2022	2023	2024	2025
Total Violations	0	0	2	5	4
Total Out Of Services	0	0	1	1	0
%OOS Total Violations	0	0	50.0	20.0	0
Total Driver Violations	0	0	0	2	1
Total Driver Out Of Services	0	0	0	0	0
%OOS Driver Violations	0	0	0	0	0
Total PU Violations	0	0	1	3	2
Total PU Out Of Services	0	0	0	1	0
%OOS PU Violations	0	0	0	33.33	0
Total Trailer Violations	0	0	1	2	2
Total Trailer Out Of Services	0	0	1	0	0
%OOS Trailer Violations	0	0	100	0	0
Total Hazmat Violations	0	0	0	0	0
Total Hazmat Out Of Services	0	0	0	0	0
%OOS HazMat Violations	0	0	0	0	0



Percent of Insp & Crash by State - Chart ToC



Percent of Insp & Crash by State - Table (based on Inspection data from the last 4 years) ToC

State	Inspections		Violations		Out-of-Services		Crashes	
	Total	Percent	Total	Percent	Total	Percent	Total	Percent
	5	100	11	100	2	100	0	100
CA	2	40	2	18.2	1	50	0	0
IA	2	40	5	45.5	1	50	0	0
KS	1	20	4	36.4	0	0	0	0

VIN Insp Summary by State (based on inspection from the last 2 years) ToC

VIN	Insp	Viol Pts	Counts in each State					
			CA		IA		KS	
			Insp	Viol Pts	Insp	Viol Pts	Insp	Viol Pts
TOTALS	13/39*	5/28**	2	7	2	10	1	11
3AKJGLDR0HSHR5152	3	9	1	7	2	2	0	0
5V8VC5325KM907570	2	6	1	0	0	0	1	6
1GRAA0622FE700341	1	8	0	0	1	8	0	0
1GRAA0629KW155405	1	0	0	0	1	0	0	0
3AKJGLDR1KSKK5925	1	5	0	0	0	0	1	5

*<Total number of inspections for these 5 VIN(s)>/n<Total number of inspections for these 3 state(s)>

**<Total severity sum for these 5 VIN(s)>/n<Total severity sum for these 3 state(s)>

Violations By Unit Type ToC

of Violations: 11 Total Severity: 28 based on inspections in the last 2 years

Violation Unit: Driver	# of Violations: 3	Total Severity: 2	% of Total: 7.14%
Viol. Group: None	# of Violations: 1	Total Severity: 1	% of Total: 3.57%
Violation	Number of Occurrences	Viol. Severity	Total Severity
395.22G:Portable ELD not mounted in a fixed position and v	1	1	1
Viol. Group: Other Log/Form & Manner	# of Violations: 1	Total Severity: 1	% of Total: 3.57%
395.30B2ELDDFC24:HOS (ELD) - DRIVER FAILING TO CERTIFY THE RECORD I	1	1	1
Viol. Group: Not used in SMS Calculation	# of Violations: 1	Total Severity: 0	% of Total: 0%



392.2SLEWA1:State/Local Laws - Excessive Weight - 1-2500 Lbs O	1	0	0
Violation Unit: Power Unit	# of Violations: 3	Total Severity: 12	% of Total: 42.86%
Viol. Group: Suspension	# of Violations: 1	Total Severity: 7	% of Total: 25%
Violation	Number of Occurrences	Viol. Severity	Total Severity
393.207A:Axle positioning parts defective/missing	1	7	7
Viol. Group: Inspection Reports	# of Violations: 1	Total Severity: 4	% of Total: 14.29%
396.17CPI:OPERATING A CMV WITHOUT DOCUMENTATION OF A PERIODI	1	4	4
Viol. Group: Windshield/ Glass/ Markings	# of Violations: 1	Total Severity: 1	% of Total: 3.57%
393.78:Windshield wipers inoperative/defective	1	1	1
Violation Unit: Trailer	# of Violations: 5	Total Severity: 14	% of Total: 50%
Viol. Group: Tires	# of Violations: 1	Total Severity: 8	% of Total: 28.57%
Violation	Number of Occurrences	Viol. Severity	Total Severity
393.75A3:Tire -flat and/or audible air leak	1	8	8
Viol. Group: Inspection Reports	# of Violations: 1	Total Severity: 4	% of Total: 14.29%
396.17CPI:OPERATING A CMV WITHOUT DOCUMENTATION OF A PERIODI	1	4	4
Viol. Group: Wheels Studs Clamps Etc.	# of Violations: 1	Total Severity: 2	% of Total: 7.14%
393.205CWR:WHEEL/RIM - WHEEL FASTENERS LOOSE/MISSING/INEFFECT	1	2	2
Viol. Group: Not used in SMS Calculation	# of Violations: 2	Total Severity: 0	% of Total: 0%
392.2RG:State vehicle registration or License Plate violat	2	0	0

Equipment Ownership **ToC**Equipment Ownership (based on MCS-150 dated 3/20/2025)

	Trucks	Tractors	Trailers	Motor Coaches	Vans
Owned	0	2	2	0	0
Term Leased	0	0	0	0	0
Trip Leased	0	0	0	0	0
Total No.	0	2	2	0	0

Equipment Details Power Units **ToC**

VIN	Latest Insp Date	Year	Make	Model	Body Class	Body Type	Axles	Len	Fuel Type
3AKJGLDR1KS KK5925	03/12/2025	2019	FREIGHTLINER	Cascadia	Truck-Tractor	-	-	-	Diesel
3AKJGLDR0HS HR5152	06/20/2024	2017	FREIGHTLINER	Cascadia	Truck-Tractor	-	-	-	Diesel

Equipment Details Trailers

VIN	Latest Insp Date	Year	Make	Model	Body Class	Body Type	Axles	Len	Fuel Type
5V8VC5325KM9 07570	03/12/2025	2019	VANGUARD	VANGUARD NATIONAL TRAILER CORPORATION (VNTC)	Trailer	-	2	53	-
1GRAA0629KW 155405	02/03/2024	2019	GREAT DANE	Great Dane Trailers	-	-	2	53	-
1GRAA0622FE7 00341	08/30/2023	2015	GREAT DANE	Great Dane Trailers	Trailer	-	2	53	-

Vehicle Age **ToC**

Year	# Power Units	PU Percentage	# Trailers	Trailres Percentage
2019	1	50.00%	2	66.67%
2017	1	50.00%	0	0.00%
2015	0	0.00%	1	33.33%

Based on 24 months of inspection data, see the live report for more options



States of Power Unit Registrations ToC			
State	CA	IA	KS
Number of Power Units	1	1	1

Equipment Acquisitions - Table ToC							
	Power Units inspected for 1st time in past 12 months	Power Units inspected for 1st time in past 24 months	Power Units inspected during entire date range		Trailers inspected for 1st time in past 12 months	Trailers inspected for 1st time in past 24 months	Trailers inspected during entire date range
Unique VINs	2	2	2		1	3	3
Unique License Plates	2	2	2		1	3	3
License Plate States	1	1	1		1	2	2

Driver Details ToC Driver Details (based on MCS-150 dated 3/20/2025)			
	Within 100 mi	Beyond 100 mi	TOTAL
# Drivers Interstate	0	4	4
# Drivers Intrastate	0	0	0
TOTAL	0	4	/
Avg. # Trip Lease Drivers/Mo: 0 # Drivers Grand Total: 4 # Drivers Commercially Licensed: 4			

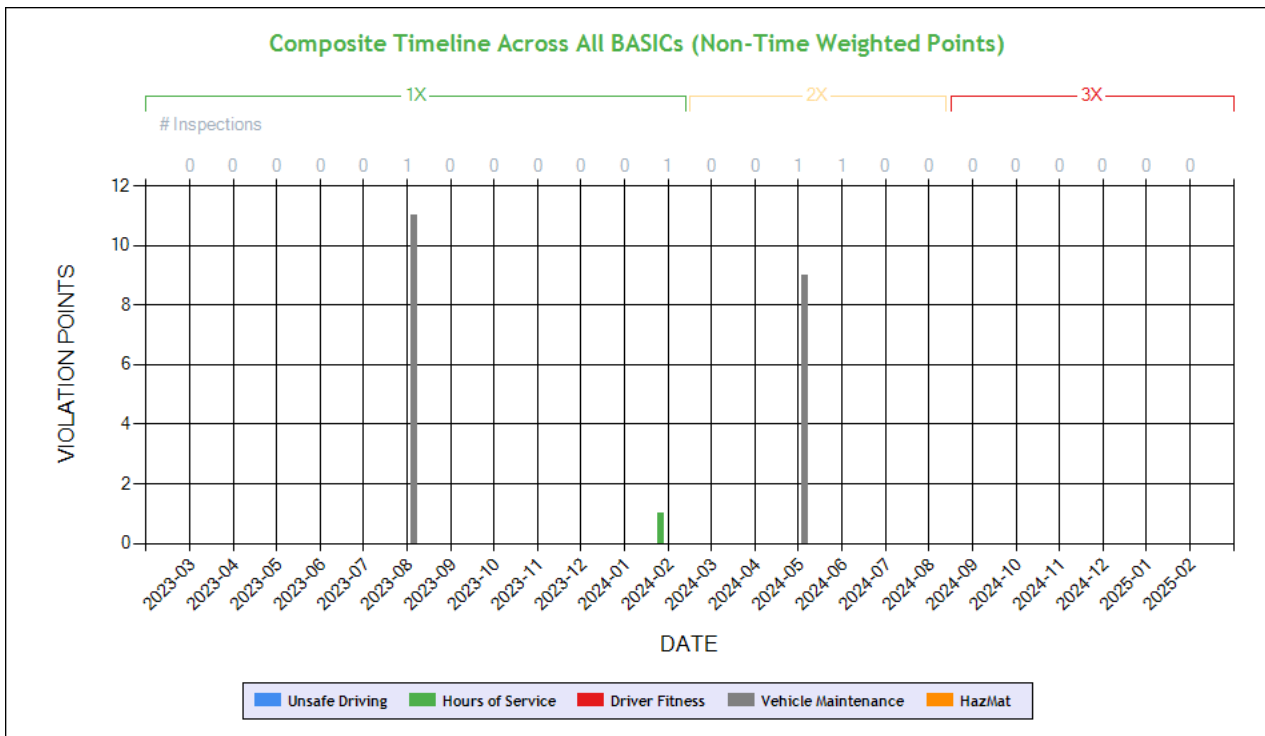
Shared VIN Summary ToC
No Data

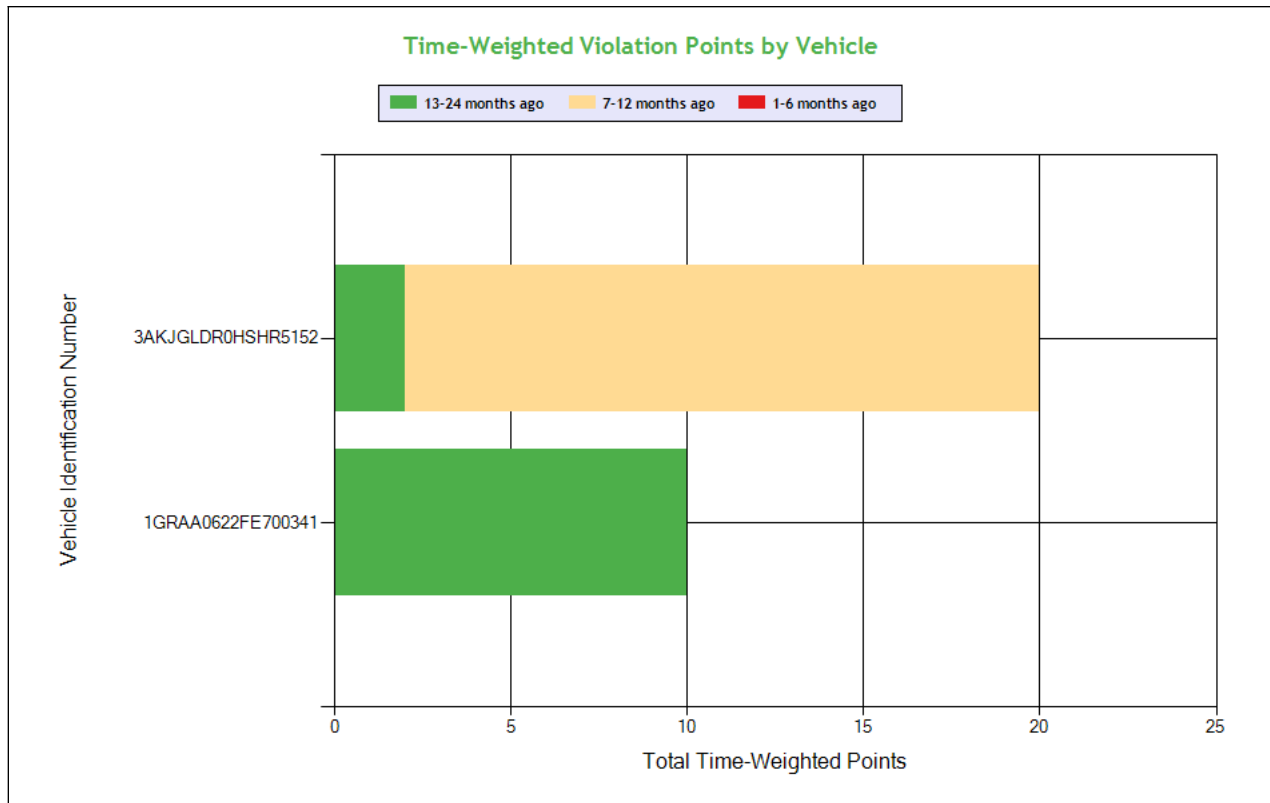
SHIPPERS DETAIL **ToC based on Inspection results for the last 4 years**

Shipper Name	Number of Inspections	Shipper Name	Number of Inspections
No Shipper listed	2	HYCHEM INC	1
NOURYON	1	PARADISE TOMATO KITCHENS	1



Carrier Underwriting Report Safety Summary ToC





See the Excel file for the complete analysis

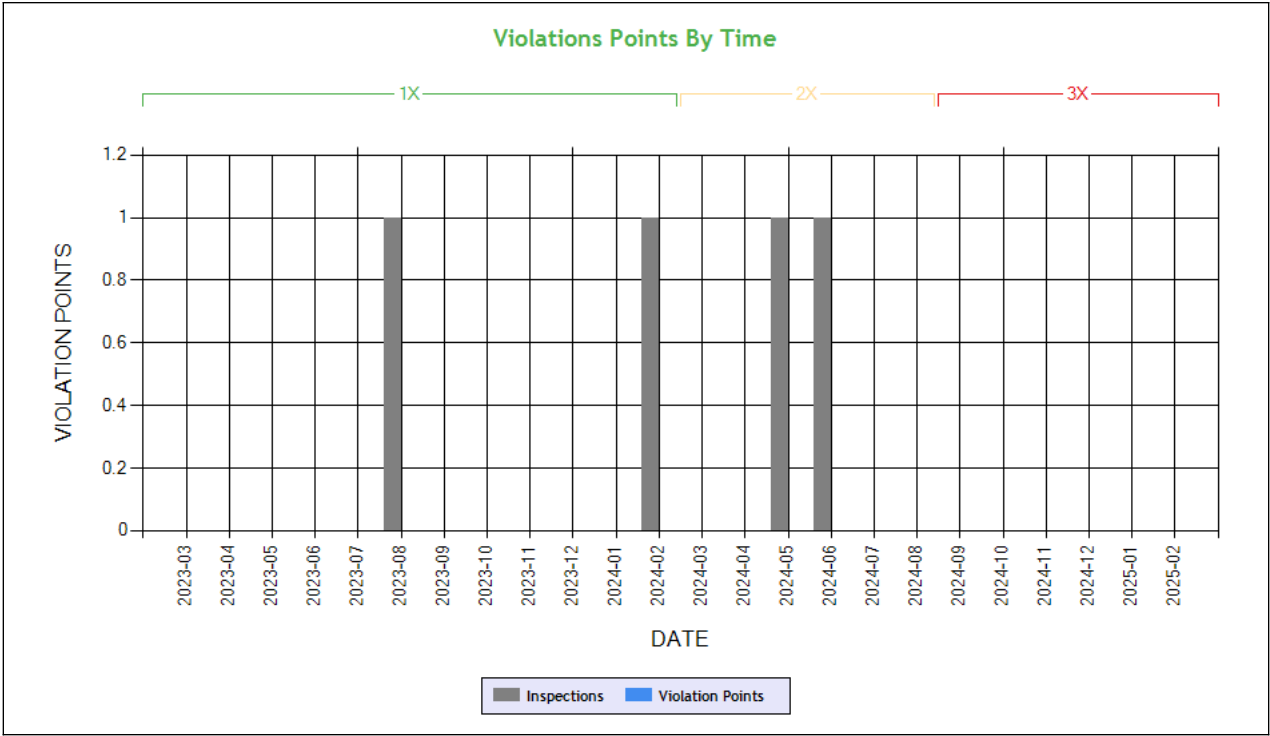
Violations is in (1-6/7-12/13-24mo)

Shaded = Out Of Service Violation						
Violation Group			Suspension	Tires	Windshield/ Glass/ Markings	
Violation Description	Total Time-weighted Points by VIN	% of Total Time-weighted Points by VIN	Axle positioning parts defective/missing	Tire -flat and/or audible air leak	Windshield wipers inoperative/defective	Portable ELD not mounted in a fixed position and visible to driver
Driver Resp			No	Yes	Yes	Yes
Total Time-weighted Points			18	10	1	1
% Total Time-Wt Pts			60.0	33.33	3.33	3.33
3AKJGLDR0HSHR5152	20	66.67	18 (0/1/0)		1 (0/0/1)	1 (0/0/1)
1GRAA0622FE700341	10	33.33		10 (0/0/1)		



SAFETY ANALYSIS ToC

Unsafe Driving

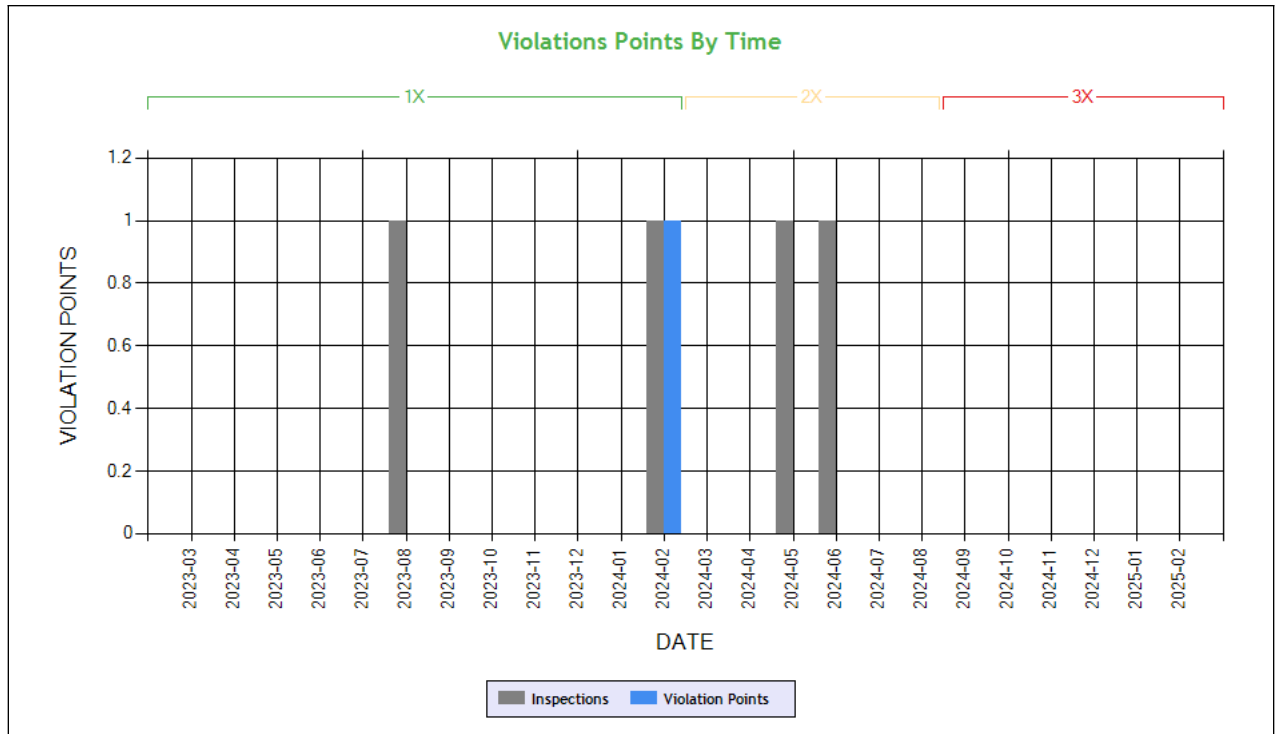


Time-Weighted Violation Points - no data available to draw a chart
Time-Weighted Severity Points by Vehicle - no data available to draw a chart

See the Excel file for the complete analysis # Violations is in (1-6/7-12/13-24mo)

Shaded = Out Of Service Violation		
Violation Group		
Violation Description	Total Time-weighted Points by VIN	% of Total Time-weighted Points by VIN
Driver Resp		
Total Time-weighted Points		
% Total Time-Wt Pts		

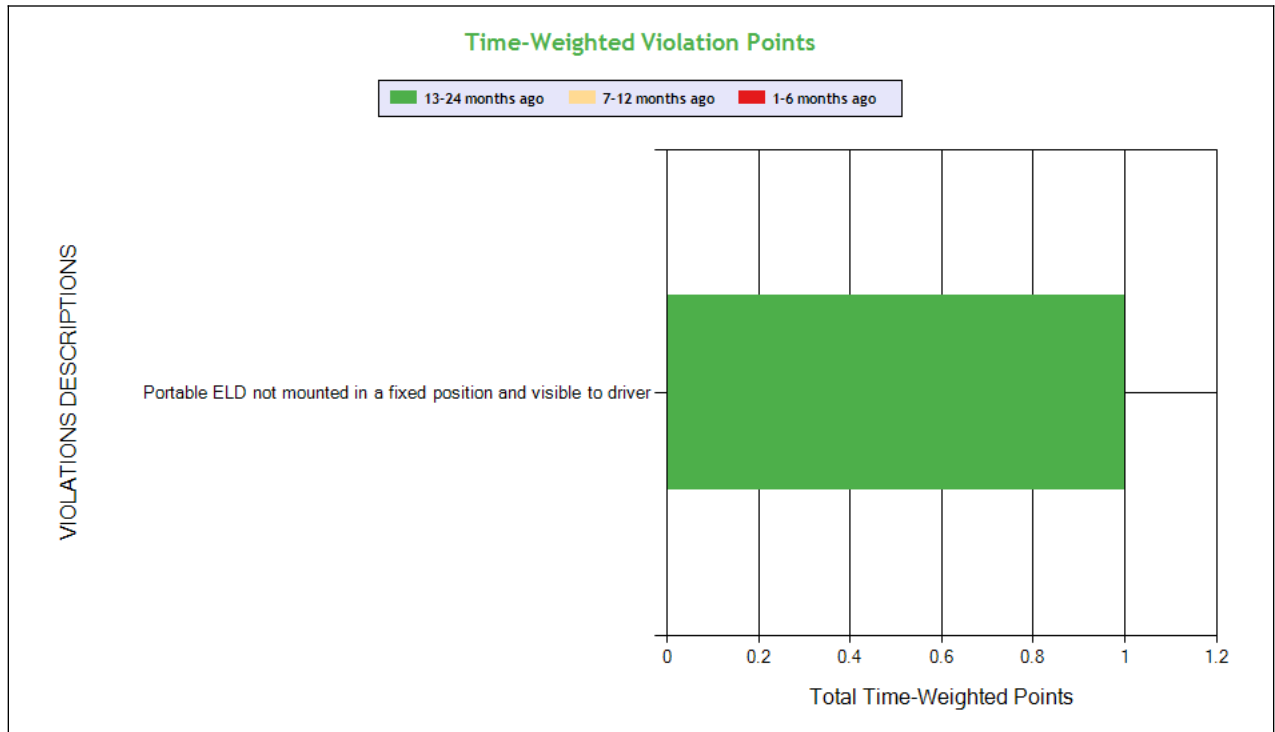
HOS Compliance



Carrier Software
 1-800-646-5152
 info@CarrierSoftware.com

CONFIDENTIAL - Intended for use by Amerigo Insurance Agency - Date: 3/28/2025

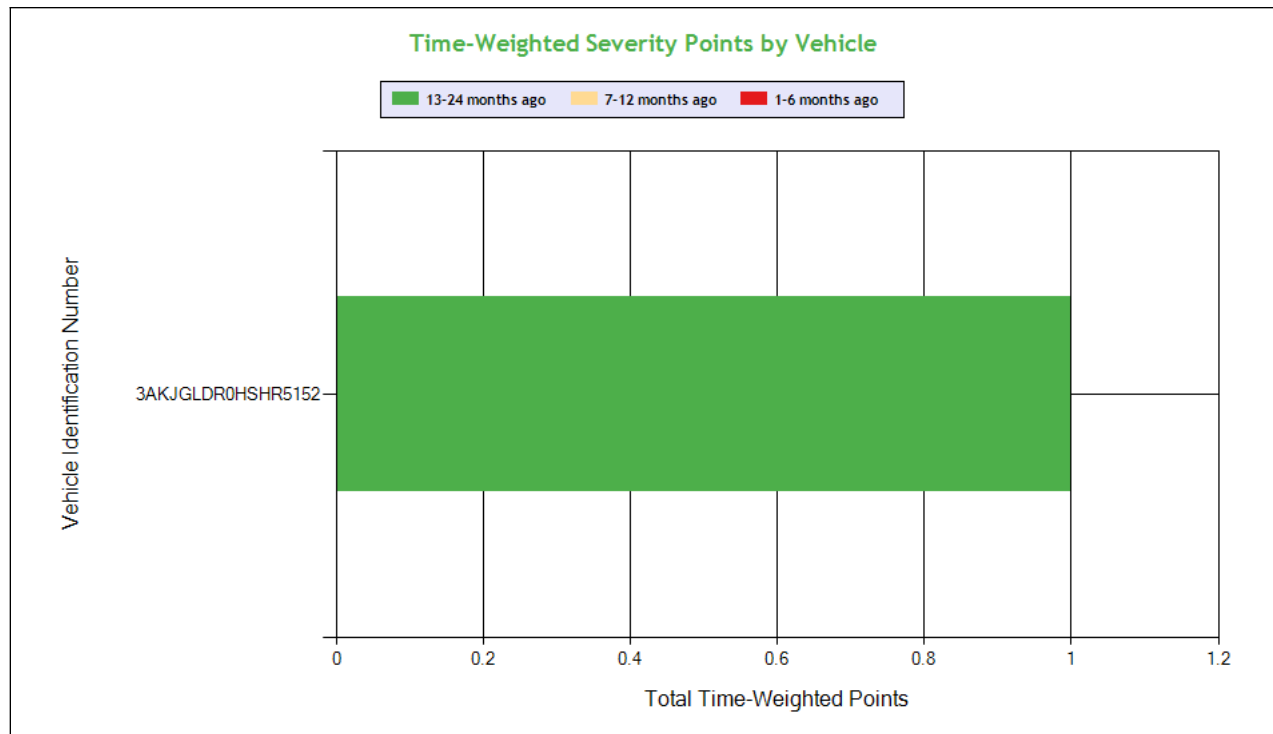
GILL BROS TRANS INC - DOT# 3827132 / MC1386982



See the Excel file for the complete analysis

Violations is in (1-6/7-12/13-24mo)

Shaded = Out Of Service Violation



Carrier Software
 1-800-646-5152
 info@CarrierSoftware.com

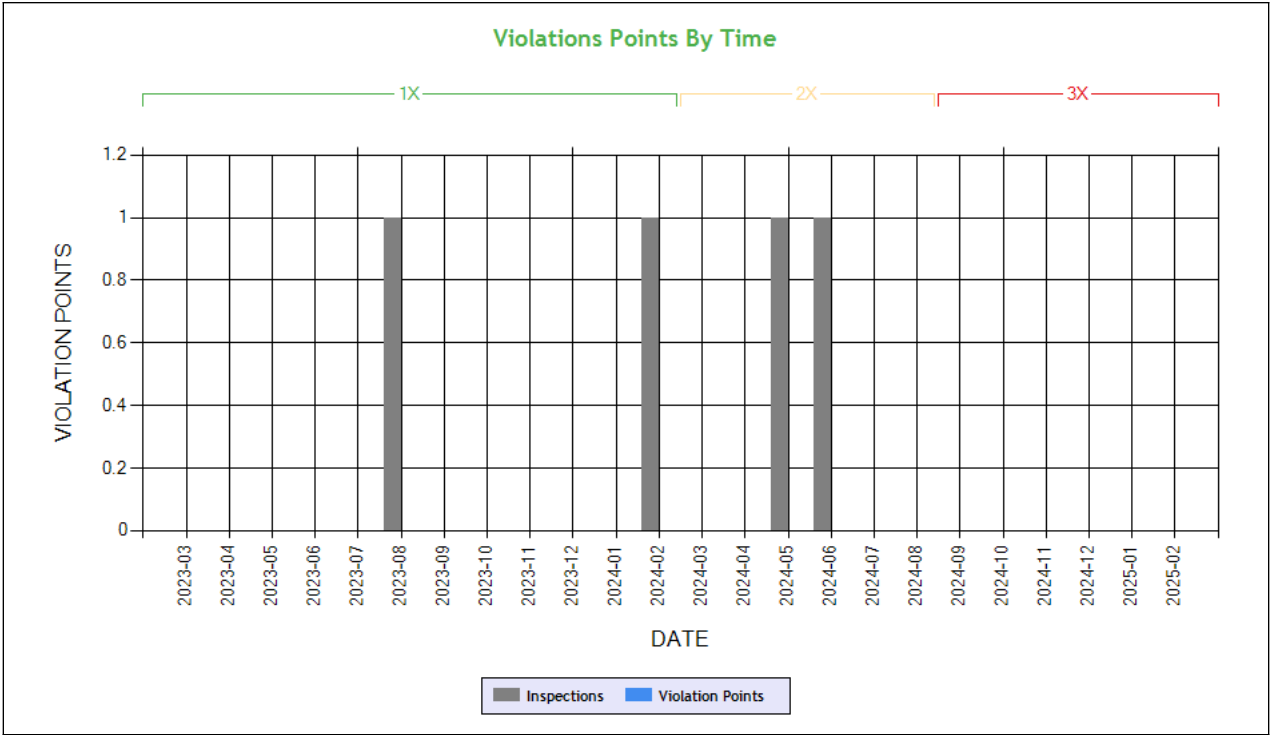
CONFIDENTIAL - Intended for use by Amerigo Insurance Agency - Date: 3/28/2025

GILL BROS TRANS INC - DOT# 3827132 / MC1386982

Violation Group			
Violation Description	Total Time-weighted Points by VIN	% of Total Time-weighted Points by VIN	Portable ELD not mounted in a fixed position and visible to driver
Driver Resp			Yes
Total Time-weighted Points			1
% Total Time-Wt Pts			100
3AKJGLDR0HSHR5152	1	100	1 (0/0/1)



Driver Fitness



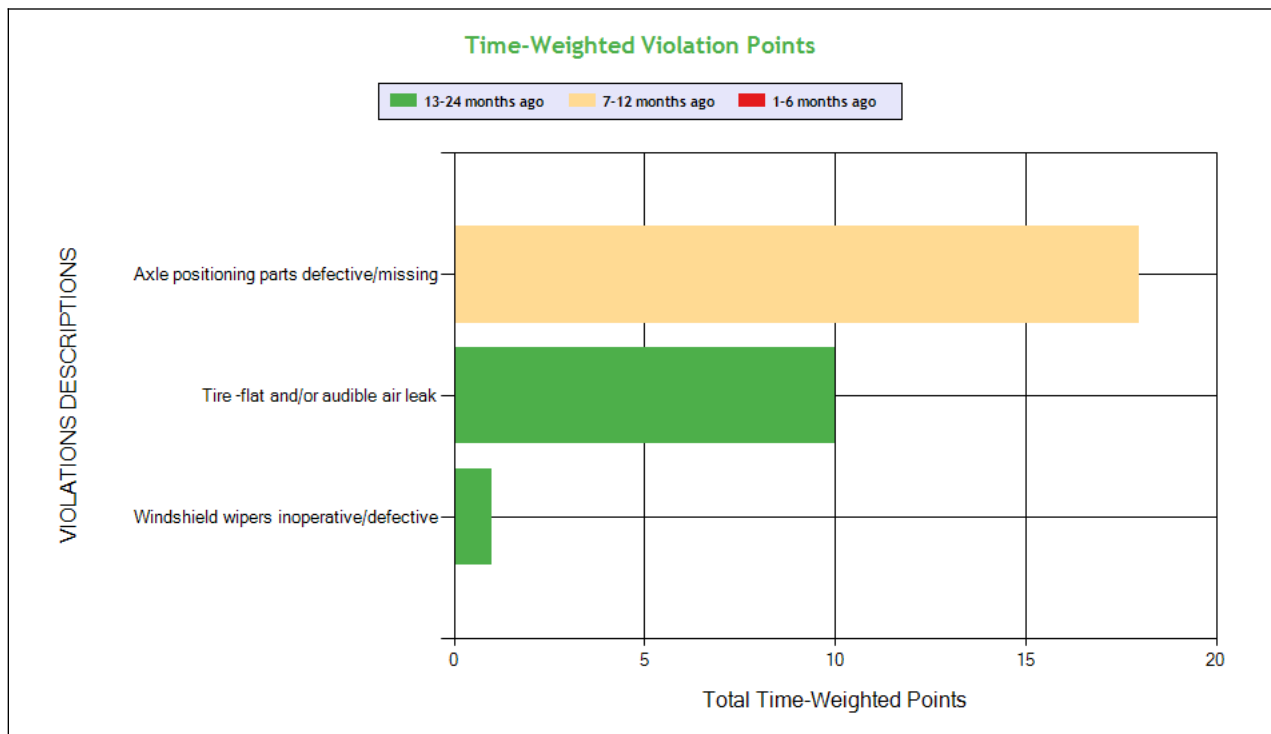
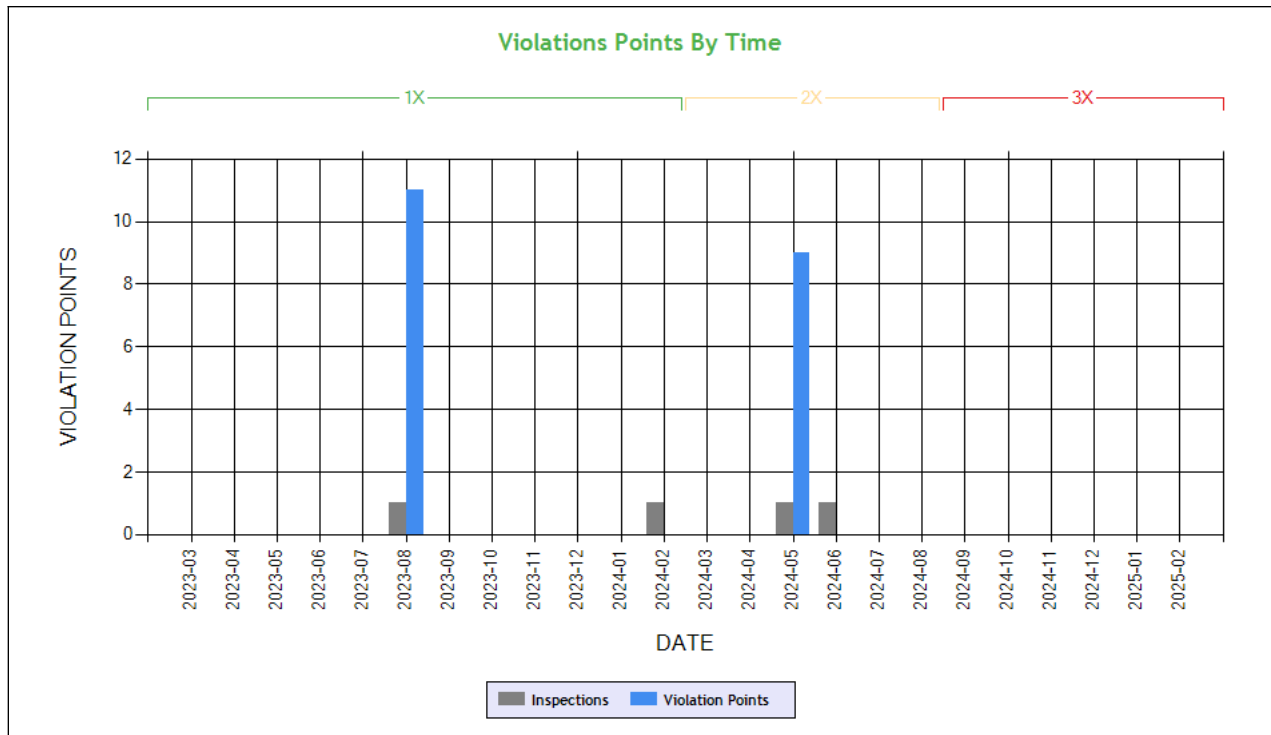
Time-Weighted Violation Points - no data available to draw a chart
Time-Weighted Severity Points by Vehicle - no data available to draw a chart

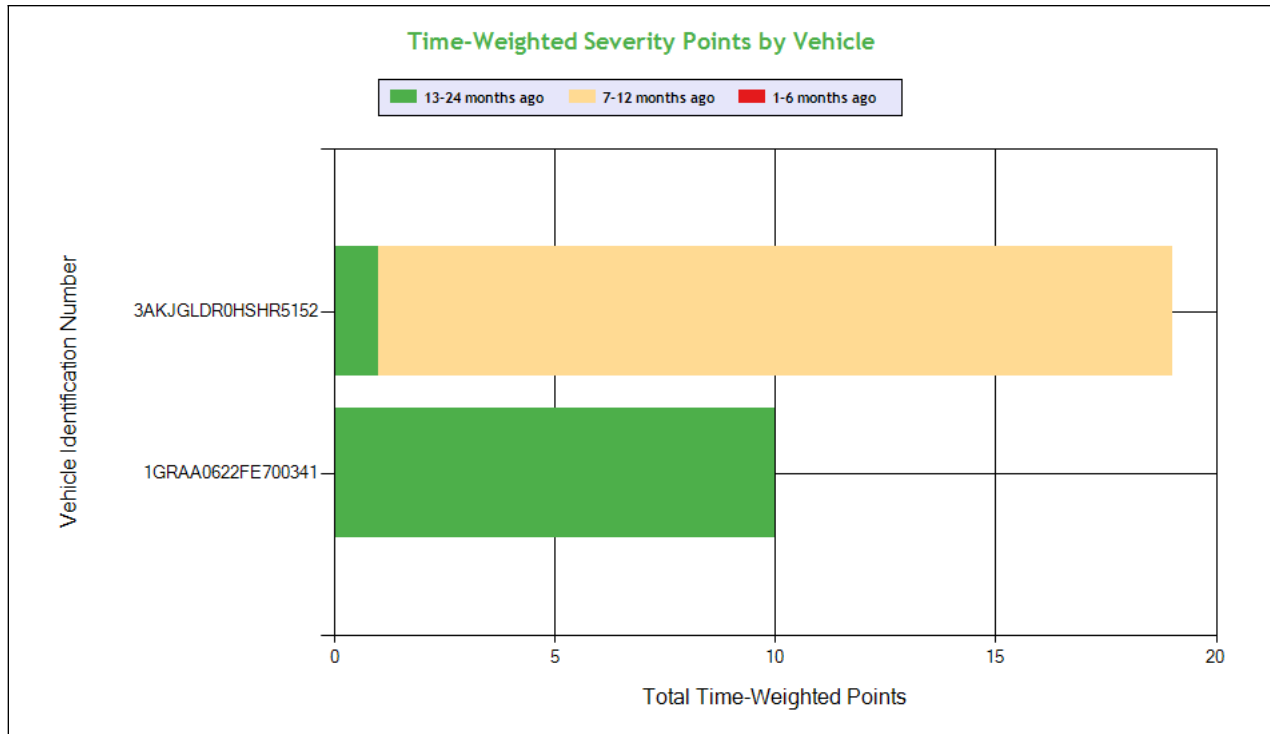
See the Excel file for the complete analysis # Violations is in (1-6/7-12/13-24mo)

Shaded = Out Of Service Violation		
Violation Group		
Violation Description	Total Time-weighted Points by VIN	% of Total Time-weighted Points by VIN
Driver Resp		
Total Time-weighted Points		
% Total Time-Wt Pts		



Vehicle Maintenance





Carrier Software
 1-800-646-5152
 info@CarrierSoftware.com

CONFIDENTIAL - Intended for use by Amerigo Insurance Agency - Date: 3/28/2025

GILL BROS TRANS INC - DOT# 3827132 / MC1386982

See the Excel file for the complete analysis

Violations is in (1-6/7-12/13-24mo)

Shaded = Out Of Service Violation					
Violation Group			Suspension	Tires	Windshield/ Glass/ Markings
Violation Description	Total Time-weighted Points by VIN	% of Total Time-weighted Points by VIN	Axle positioning parts defective/missing	Tire -flat and/or audible air leak	Windshield wipers inoperative/defective
Driver Resp			No	Yes	Yes
Total Time-weighted Points			18	10	1
% Total Time-Wt Pts			62.07	34.48	3.45
3AKJGLDR0HSHR5152	19	65.52	18 (0/1/0)		1 (0/0/1)
1GRAA0622FE700341	10	34.48		10 (0/0/1)	

COLOR CODED CRASH TABLE ToC

No crashes have been reported by the DOT on this Motor Carrier

INSPECTIONS WITH SHARED EQUIPMENT:

No Data



LEGEND

Vehicle Information

Inspection for DOT # being analyzed

Inspection for Different DOT #

Crash Information for specific VIN

INSPECTION DETAILS for ALL Inspections

PDF shows the first 100 Power Unit & Trailer VINs with most recent inspections using data from the last 4 years

POWER UNIT Inspections Section

VIN: 3AKJGLDR1KSKK5925				Unit: Truck Tractor		Year: 2019	Make: FREIGHTLINER	
DOT No: 3827132		Docket No: MC1386982		Name: GILL BROS TRANS INC			Interstate: Yes	
Date	Unit License	Unit Lic State	Violation Unit	Violation Description		Severity	OOS	Citation
03/12/2025	ZP31524	CA	1	396.17CPI - OPERATING A CMV WITHOUT DOCUMENTATION OF A PERIODIC INSPECTION.		4	No	
03/12/2025	ZP31524	CA	D	395.30B2ELDDFC24 - HOS (ELD) - DRIVER FAILING TO CERTIFY THE RECORD IMMEDIATELY AFTER THE FINAL REQUIRED ENTRY HAS BEEN MADE OR CORRECTED FOR THE 24 HOUR PERIOD.		1	No	
DOT No: 134697				Docket No: MC115554		Name: HEARTLAND EXPRESS INC OF IOWA		Interstate: Yes
Date	Unit License	Unit Lic State	Violation Unit	Violation Description		Severity	OOS	Citation
10/29/2023	DA4980	IA	-	-		-	-	-
DOT No: 3607392				Docket No: MC1227495		Name: RATAUL TRUCKING INC		Interstate: Yes
Date	Unit License	Unit Lic State	Violation Unit	Violation Description		Severity	OOS	Citation
10/16/2022	YP13646	CA	1	393.48A - Inoperative/defective brakes		4	No	
10/16/2022	YP13646	CA	1	396.3A1 - Inspection/repair and maintenance parts and accessories		2	No	
09/01/2022	YP13646	CA	1	392.2RG - State vehicle registration or License Plate violation		0	No	
09/01/2022	YP13646	CA	1	393.11 - No/defective lighting devices/reflective devices/projected		3	No	KV80184
09/01/2022	YP13646	CA	1	393.47E - Clamp/Roto-Chamber type brake(s) out of adjustment		4	No	
09/01/2022	YP13646	CA	1	393.53B - Automatic brake adjuster CMV manufactured on or after 10/20/1994 - air brake		4	No	
09/01/2022	YP13646	CA	1	396.3A1 - Inspection/repair and maintenance parts and accessories		2	No	
02/04/2022	YP13646	CA	-	-		-	-	-
06/10/2021	YP13646	CA	-	-		-	-	-
DOT No: 134697				Docket No: MC115554		Name: HEARTLAND EXPRESS INC OF IOWA		Interstate: Yes
Date	Unit License	Unit Lic State	Violation Unit	Violation Description		Severity	OOS	Citation
08/15/2019	DA4980	IA	-	-		-	-	-
10/09/2018	DA4980	IA	-	-		-	-	-
VIN: 3AKJGLDR0HSHR5152				Unit: Truck Tractor		Year: 2017	Make: FREIGHTLINER	
DOT No: 4274929		Docket No: MC1660808		Name: FLY HORSE TRUCKING INC			Interstate: Yes	



Date	Unit License	Unit Lic State	Violation Unit	Violation Description	Severity	OOS	Citation
03/04/2025	ZP36263	CA	1	392.2SLLEQP	0	No	RP07683
03/04/2025	ZP36263	CA	1	392.9A2C - CARGO - VEHICLE COMPONENTS OR DUNNAGE NOT SECURED.	1	Yes	DA682106
03/04/2025	ZP36263	CA	1	393.207ASTBW - SUSPENSION - SUSPENSION CONNECTING ROD OR TRACKING COMPONENT ASSEMBLY MISSING THE RUBBER BUSHING OR THE RUBBER BUSHING IS WORN TO THE EXTENT THAT THE COMPONENT CA	7	Yes	
03/04/2025	ZP36263	CA	1	393.95A4EEUS - EMERGENCY EQUIPMENT - FIRE EXTINGUISHERS - UNSECURED.	2	No	
03/04/2025	ZP36263	CA	D	395.8A1HOSP - HOS (PROPERTY) - FAILING TO HAVE A RECORD OF DUTY STATUS USING THE METHOD PRESCRIBED.	5	Yes	
02/13/2025	ZP36263	CA	-	-	-	-	-
DOT No: 3827132		Docket No: MC1386982		Name: GILL BROS TRANS INC		Interstate: Yes	
Date	Unit License	Unit Lic State	Violation Unit	Violation Description	Severity	OOS	Citation
06/20/2024	YP93399	CA	-	-	-	-	-
05/09/2024	YP93399	CA	1	393.207A - Axle positioning parts defective/missing	7	Yes	CW872333
02/03/2024	532	CA	D	392.2SLLEWA1 - State/Local Laws - Excessive Weight - 1-2500 Lbs Over On An Axle/Axle Groups.	0	No	8BOR2402030 9415
02/03/2024	532	CA	D	395.22G - Portable ELD not mounted in a fixed position and visible to driver	1	No	8BOR2402031 0193
08/30/2023	YP93399	CA	1	393.78 - Windshield wipers inoperative/defective	1	No	
DOT No: 2983361		Docket No: MC15363		Name: BAAZ LOGISTICS INC		Interstate: Yes	
Date	Unit License	Unit Lic State	Violation Unit	Violation Description	Severity	OOS	Citation
04/12/2021	YP08327	CA	1	392.2RG - State vehicle registration or License Plate violation	0	No	
04/12/2021	YP08327	CA	D	395.8K2 - Driver failing to retain previous 7 days' logs	5	No	
DOT No: 53467		Docket No: MC138328		Name: WERNER ENTERPRISES INC		Interstate: Yes	
Date	Unit License	Unit Lic State	Violation Unit	Violation Description	Severity	OOS	Citation
04/13/2019	68757	NE	-	-	-	-	-
04/21/2018	W21611	NE	-	-	-	-	-

TRAILER Inspections Section

VIN: 3AKJGLDR1KSKK5925		Unit: Truck Tractor		Year: 2019	Make: FREIGHTLINER		
DOT No: 3827132		Docket No: MC1386982		Name: GILL BROS TRANS INC		Interstate: Yes	
Date	Unit License	Unit Lic State	Violation Unit	Violation Description	Severity	OOS	Citation
03/12/2025	ZP31524	CA	1	396.17CPI - OPERATING A CMV WITHOUT DOCUMENTATION OF A PERIODIC INSPECTION.	4	No	
03/12/2025	ZP31524	CA	D	395.30B2ELDDFC24 - HOS (ELD) - DRIVER FAILING TO CERTIFY THE RECORD IMMEDIATELY AFTER THE FINAL REQUIRED ENTRY HAS BEEN MADE OR CORRECTED FOR THE 24 HOUR PERIOD.	1	No	
DOT No: 134697		Docket No: MC115554		Name: HEARTLAND EXPRESS INC OF IOWA		Interstate: Yes	
Date	Unit License	Unit Lic State	Violation Unit	Violation Description	Severity	OOS	Citation
10/29/2023	DA4980	IA	-	-	-	-	-
DOT No: 3607392		Docket No: MC1227495		Name: RATAUL TRUCKING INC		Interstate: Yes	



Date	Unit License	Unit Lic State	Violation Unit	Violation Description	Severity	OOS	Citation
10/16/2022	YP13646	CA	1	393.48A - Inoperative/defective brakes	4	No	
10/16/2022	YP13646	CA	1	396.3A1 - Inspection/repair and maintenance parts and accessories	2	No	
09/01/2022	YP13646	CA	1	392.2RG - State vehicle registration or License Plate violation	0	No	
09/01/2022	YP13646	CA	1	393.11 - No/defective lighting devices/reflective devices/projected	3	No	KV80184
09/01/2022	YP13646	CA	1	393.47E - Clamp/Roto-Chamber type brake(s) out of adjustment	4	No	
09/01/2022	YP13646	CA	1	393.53B - Automatic brake adjuster CMV manufactured on or after 10/20/1994 - air brake	4	No	
09/01/2022	YP13646	CA	1	396.3A1 - Inspection/repair and maintenance parts and accessories	2	No	
02/04/2022	YP13646	CA	-	-	-	-	-
06/10/2021	YP13646	CA	-	-	-	-	-
DOT No: 134697		Docket No: MC115554		Name: HEARTLAND EXPRESS INC OF IOWA		Interstate: Yes	
Date	Unit License	Unit Lic State	Violation Unit	Violation Description	Severity	OOS	Citation
08/15/2019	DA4980	IA	-	-	-	-	-
10/09/2018	DA4980	IA	-	-	-	-	-

VIN: 3AKJGLDR0HSHR5152		Unit: Truck Tractor		Year: 2017	Make: FREIGHTLINER		
DOT No: 4274929		Docket No: MC1660808		Name: FLY HORSE TRUCKING INC		Interstate: Yes	
Date	Unit License	Unit Lic State	Violation Unit	Violation Description	Severity	OOS	Citation
03/04/2025	ZP36263	CA	1	392.2SLLEQP	0	No	RP07683
03/04/2025	ZP36263	CA	1	392.9A2C - CARGO - VEHICLE COMPONENTS OR DUNNAGE NOT SECURED.	1	Yes	DA682106
03/04/2025	ZP36263	CA	1	393.207ASTBW - SUSPENSION - SUSPENSION CONNECTING ROD OR TRACKING COMPONENT ASSEMBLY MISSING THE RUBBER BUSHING OR THE RUBBER BUSHING IS WORN TO THE EXTENT THAT THE COMPONENT CA	7	Yes	
03/04/2025	ZP36263	CA	1	393.95A4EEUS - EMERGENCY EQUIPMENT - FIRE EXTINGUISHERS - UNSECURED.	2	No	
03/04/2025	ZP36263	CA	D	395.8A1HOSP - HOS (PROPERTY) - FAILING TO HAVE A RECORD OF DUTY STATUS USING THE METHOD PRESCRIBED.	5	Yes	
02/13/2025	ZP36263	CA	-	-	-	-	-
DOT No: 3827132		Docket No: MC1386982		Name: GILL BROS TRANS INC		Interstate: Yes	
Date	Unit License	Unit Lic State	Violation Unit	Violation Description	Severity	OOS	Citation
06/20/2024	YP93399	CA	-	-	-	-	-
05/09/2024	YP93399	CA	1	393.207A - Axle positioning parts defective/missing	7	Yes	CW872333
02/03/2024	532	CA	D	392.2SLLEWA1 - State/Local Laws - Excessive Weight - 1-2500 Lbs Over On An Axle/Axle Groups.	0	No	8BOR2402030 9415
02/03/2024	532	CA	D	395.22G - Portable ELD not mounted in a fixed position and visible to driver	1	No	8BOR2402031 0193
08/30/2023	YP93399	CA	1	393.78 - Windshield wipers inoperative/defective	1	No	
DOT No: 2983361		Docket No: MC15363		Name: BAAZ LOGISTICS INC		Interstate: Yes	
Date	Unit License	Unit Lic State	Violation Unit	Violation Description	Severity	OOS	Citation
04/12/2021	YP08327	CA	1	392.2RG - State vehicle registration or License Plate violation	0	No	
04/12/2021	YP08327	CA	D	395.8K2 - Driver failing to retain previous 7 days' logs	5	No	
DOT No: 53467		Docket No: MC138328		Name: WERNER ENTERPRISES INC		Interstate: Yes	
Date	Unit License	Unit Lic State	Violation Unit	Violation Description	Severity	OOS	Citation
04/13/2019	68757	NE	-	-	-	-	-
04/21/2018	W21611	NE	-	-	-	-	-

Inspection Summary By Month (based on inspections from the last 4 years) ToC

Year-Month	Number of Inspections	Number of Power Units	Total Violations	Total OOS Inspections	Total Severity Points	Number of Crashes
2025-03	1	1	4	0	11	0
2024-06	1	1	1	0	0	0



2024-05	1	1	1	1	7	0
2024-02	1	1	3	0	1	0
2023-08	1	1	2	1	9	0

Note: The most recent month's counts may not include all the inspections for that month.

VIN Inspection Violation Details ToC									
# of VINs: 5 # of Insp: 9 Severity Weight: 48 Avg. Weight/VIN: 5.3 (based on inspections in the last 4 years, showing top 50 VINs inspected most recently)									
VIN 3AKJGLDR1KSKK5925		# of Inspections: 1		Total Severity: 7		Percentage of Total: 14.58%		Avg. Weight Per Inspection: 7.0	
Inspection Date	Inspection ID	Inspection State	Location Description	Total Severity	# of Violations	Shipper Name	Inspection Level	Post Accident	Out of Service
03/12/2025	84120029	KS	SUMNER COUNTY - 191	7	3	PARADISE TOMATO KITCHENS	2	No	No
BASIC		Unit Type		Severity		Description		Out of Service	
Vehicle Maintenance		Truck Tractor		4		396.17CPI:OPERATING A CMV WITHOUT DOCUMENTATION OF A PERIODI		No	
Vehicle Maintenance		Truck Tractor		2		393.205CWR:WHEEL/RIM - WHEEL FASTENERS LOOSE/MISSING/INEFFECT		No	
Hours-Of-Serivce Compliance		Truck Tractor		1		395.30B2ELDDFC24:HOS (ELD) - DRIVER FAILING TO CERTIFY THE RECORD I		No	
VIN 5V8VC5325KM907570		# of Inspections: 2		Total Severity: 14		Percentage of Total: 29.17%		Avg. Weight Per Inspection: 7.0	
Inspection Date	Inspection ID	Inspection State	Location Description	Total Severity	# of Violations	Shipper Name	Inspection Level	Post Accident	Out of Service
03/12/2025	84120029	KS	SUMNER COUNTY - 191	7	3	PARADISE TOMATO KITCHENS	2	No	No
BASIC		Unit Type		Severity		Description		Out of Service	
Vehicle Maintenance		Semi Trailer		4		396.17CPI:OPERATING A CMV WITHOUT DOCUMENTATION OF A PERIODI		No	
Vehicle Maintenance		Semi Trailer		2		393.205CWR:WHEEL/RIM - WHEEL FASTENERS LOOSE/MISSING/INEFFECT		No	
Hours-Of-Serivce Compliance		Semi Trailer		1		395.30B2ELDDFC24:HOS (ELD) - DRIVER FAILING TO CERTIFY THE RECORD I		No	
Inspection Date	Inspection ID	Inspection State	Location Description	Total Severity	# of Violations	Shipper Name	Inspection Level	Post Accident	Out of Service
05/09/2024	81580646	CA	CACHE CREEK SCALES	7	1		2	No	Yes
BASIC		Unit Type		Severity		Description		Out of Service	
Vehicle Maintenance		Semi Trailer		7		393.207A:Axle positioning parts defective/missing		Yes	
VIN 3AKJGLDR0HSHR5152		# of Inspections: 4		Total Severity: 17		Percentage of Total: 35.42%		Avg. Weight Per Inspection: 4.3	
Inspection Date	Inspection ID	Inspection State	Location Description	Total Severity	# of Violations	Shipper Name	Inspection Level	Post Accident	Out of Service
06/20/2024	81951940	CA	CACHE CREEK	0	1	HYCHEM INC	1	No	No
BASIC		Unit Type		Severity		Description		Out of Service	
		Truck Tractor		0		392.2RG:State vehicle registration or License Plate violat		No	
Inspection Date	Inspection ID	Inspection State	Location Description	Total Severity	# of Violations	Shipper Name	Inspection Level	Post Accident	Out of Service
05/09/2024	81580646	CA	CACHE CREEK SCALES	7	1		2	No	Yes
BASIC		Unit Type		Severity		Description		Out of Service	
Vehicle Maintenance		Truck Tractor		7		393.207A:Axle positioning parts defective/missing		Yes	
Inspection Date	Inspection ID	Inspection State	Location Description	Total Severity	# of Violations	Shipper Name	Inspection Level	Post Accident	Out of Service
02/03/2024	80779456	IA	01 - 180 WB MM 151 MITCHELLVIL	1	3		3	No	No
BASIC		Unit Type		Severity		Description		Out of Service	
Hours-Of-Serivce Compliance		Truck Tractor		1		395.22G:Portable ELD not mounted in a fixed position and v		No	
		Truck Tractor		0		392.2RG:State vehicle registration or License Plate violat		No	
		Truck Tractor		0		392.2SLEWA1:State/Local Laws - Excessive Weight - 1-2500 Lbs O		No	
Inspection Date	Inspection ID	Inspection State	Location Description	Total Severity	# of Violations	Shipper Name	Inspection Level	Post Accident	Out of Service
08/30/2023	79558286	IA	01 - 180 WB MM 151 MITCHELLVIL	9	2	NOURYON	2	No	Yes
BASIC		Unit Type		Severity		Description		Out of Service	



Vehicle Maintenance		Truck Tractor		8		393.75A3:Tire -flat and/or audible air leak		Yes	
Vehicle Maintenance		Truck Tractor		1		393.78:Windshield wipers inoperative/defective		No	
VIN 1GRAA0629KW155405		# of Inspections: 1		Total Severity: 1		Percentage of Total: 2.08%		Avg. Weight Per Inspection: 1.0	
Inspection Date	Inspection ID	Inspection State	Location Description	Total Severity	# of Violations	Shipper Name	Inspection Level	Post Accident	Out of Service
02/03/2024	80779456	IA	01 - 180 WB MM 151 MITCHELLVIL	1	1		3	No	No
BASIC		Unit Type		Severity		Description		Out of Service	
Hours-Of-Serivce Compliance		Semi Trailer		1		393.22G:Portable ELD not mounted in a fixed position and v		No	
VIN 1GRAA0622FE700341		# of Inspections: 1		Total Severity: 9		Percentage of Total: 18.75%		Avg. Weight Per Inspection: 9.0	
Inspection Date	Inspection ID	Inspection State	Location Description	Total Severity	# of Violations	Shipper Name	Inspection Level	Post Accident	Out of Service
08/30/2023	79558286	IA	01 - 180 WB MM 151 MITCHELLVIL	9	2	NOURYON	2	No	Yes
BASIC		Unit Type		Severity		Description		Out of Service	
Vehicle Maintenance		Semi Trailer		8		393.75A3:Tire -flat and/or audible air leak		Yes	
Vehicle Maintenance		Semi Trailer		1		393.78:Windshield wipers inoperative/defective		No	

Inspection History ToC							
Inspection Date	Report Number	Report State	Plate Number	Plate State	Type	Severity Weight	Time Weight
03/12/2025	HP01050405	KS	ZP31524	CA	Truck Tractor		3
3AKJGLDR1KSKK5925 - Power Unit - Hours-Of-Service Violation: 395.30B2ELDDFC24HOS (ELD) - DRIVER FAILING TO CERTIFY THE RECORD IMMEDIATELY AFTER THE FINAL REQUIRED ENTRY HAS BEEN MADE OR CORRECTED FOR THE 24 HOUR PERIOD.						1	
3AKJGLDR1KSKK5925 - Power Unit - Vehicle Maintenance Violation: 393.205CWRWHEEL/RIM - WHEEL FASTENERS LOOSE/MISSING/INEFFECTIVE/BROKEN.						2	
3AKJGLDR1KSKK5925 - Power Unit - Vehicle Maintenance Violation: 396.17CPIOPERATING A CMV WITHOUT DOCUMENTATION OF A PERIODIC INSPECTION.						4	
06/20/2024	ND6B005507	CA	YP93399	CA	Truck Tractor		2
3AKJGLDR0HSHR5152 - Power Unit - State/Local Laws Violation: 392.2RGState vehicle registration or License Plate violation						0	
05/09/2024	UFU4000612	CA	YP93399	CA	Truck Tractor		2
3AKJGLDR0HSHR5152 - Power Unit - OOS Vehicle Maintenance Violation: 393.207AAxle positioning parts defective/missing						7	
02/03/2024	000P14DLTC	IA	532	CA	Truck Tractor		1
3AKJGLDR0HSHR5152 - Power Unit - Hours-Of-Service Violation: 395.22GPortable ELD not mounted in a fixed position and visible to driver						1	
3AKJGLDR0HSHR5152 - Power Unit - State/Local Laws Violation: 392.2RGState vehicle registration or License Plate violation						0	
3AKJGLDR0HSHR5152 - Power Unit - State/Local Laws Violation: 392.2SLLEWA1State/Local Laws - Excessive Weight - 1-2500 Lbs Over On An Axle/Axle Groups.						0	
08/30/2023	000P145PNR	IA	YP93399	CA	Truck Tractor		1
3AKJGLDR0HSHR5152 - Power Unit - OOS Vehicle Maintenance Violation: 393.75A3Tire -flat and/or audible air leak						8	
3AKJGLDR0HSHR5152 - Power Unit - Vehicle Maintenance Violation: 393.78Windshield wipers inoperative/defective						1	
Only the first 20 inspections are shown. See the live report for more data.							