



Table of Contents

1. Overview	2. BASIC Scores History
3. BASIC Measures	4. KPI: BASIC Measures by Cargo Group
5. Estimated ISS Score	6. Investigation Results
7. Penalties History	8. Acute Critical Violations
9. Red Flag Violation Details	10. DOT Registration Information
11. DOT MCS-150 History	12. Crash Summary
13. Inspection Summary	14. KPI: Inspection Viol OOS Rates by Cargo Group
15. FHWA Registration Information	16. FHWA Insurance Information
17. FHWA Authorities	18. Severe Violations
19. Violation Report	20. Violation Summary
21. Violation Enforcement Chronology	22. Inspection Violations & OOS Counts
23. Radius Of Operation	24. Inspection & Crash Locations
25. Cargo Hot Spots	26. Inspection Violations & OOS Chronology
27. Percent of Insp & Crash by State	28. VIN Insp Summary by State
29. Violations By Unit Type	30. Equipment Ownership
31. Equipment Details	32. Vehicle Age
33. States of Power Unit Registrations	34. Equipment Acquisitions
35. Driver Details	36. Shared VIN Summary
37. Shipper Table	38. Safety Summary
39. Safety Details	40. Crash Detail Color Coded
41. Inspections with Shared Equipment	42. Inspection Tabular Details
43. Inspection Summary By Month	44. VIN Inspection Violation Details
45. Inspection History	



Business Address

4034 N GREGORY AVE
FRESNO, CA
93722

Contact Info

(559)-755-7372
MAANTRANSLINEINC@GMAIL.COM

FHWA Address

4034 N GREGORY AVE
FRESNO, CA, 93722
Phone: (559)-755-7372

Mailing Address

4034 N GREGORY AVE
FRESNO, CA
93722

Overview ToC

Operating Status: AUTHORIZED FOR Property
One other company viewed this DOT in the past two months
Crash/PU ratio: 100.0%
Clean Inspection ratio: 0.0%

Estimated BASIC Scores (as of 12/27/2024)

	Unsafe Driving	Hours of Service	Driver Fitness	Controlled Sub. and Alcohol	Vehicle Maintenance	HM Compliance	Crash
Relative Scores	0% ⬇️	0% ○	0% ○	0% ○	0% ⊖	0% ○	0% ⊖
Alert Status	No	No	No	No	No	No	No



Estimated Inspection Selection System (ISS) Score: 1
Category: Pass

BASIC Scores History - Unsafe Driving ToC

There are no Scores for this BASIC

BASIC Scores History - Hours of Service ToC

There are no Scores for this BASIC

BASIC Scores History - Driver Fitness ToC

There are no Scores for this BASIC

BASIC Scores History - Controlled Substance ToC

There are no Scores for this BASIC



BASIC Scores History - Vehicle Maintenance ToC

There are no Scores for this BASIC

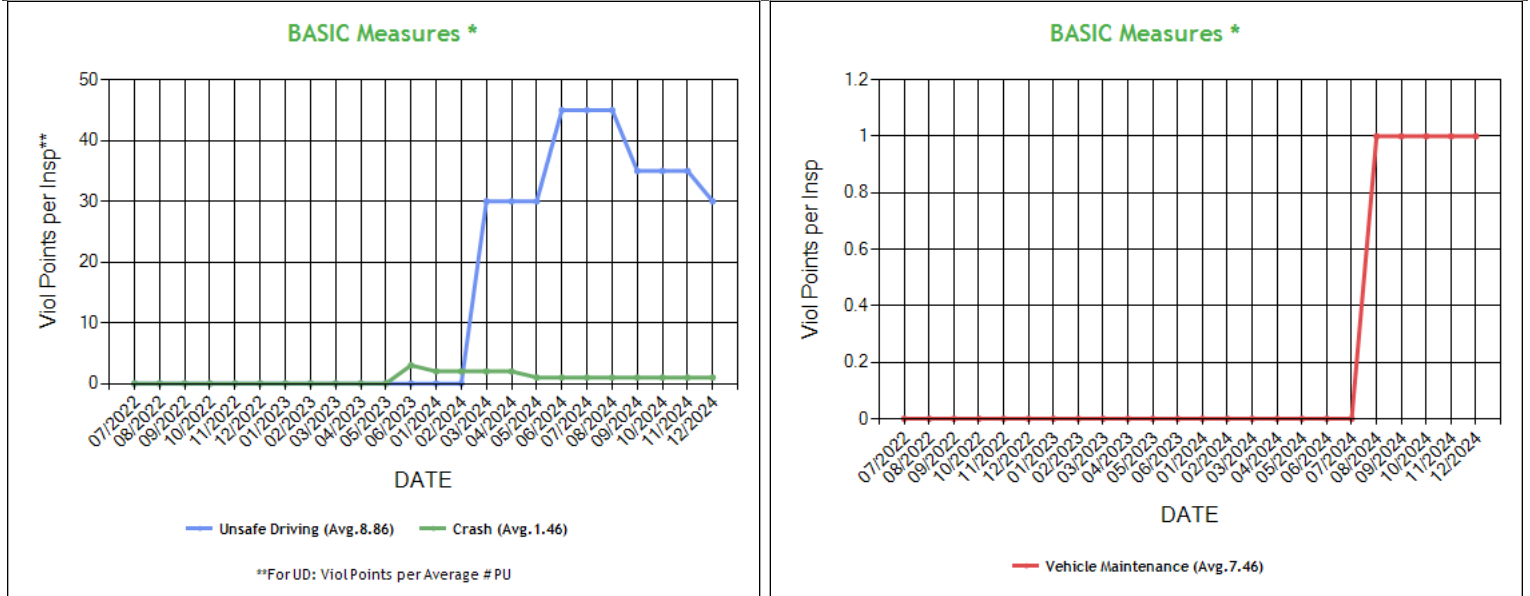
BASIC Scores History - Crash ToC

There are no Scores for this BASIC

BASIC Scores History - Hazmat ToC

There are no Scores for this BASIC

BASIC Measures: Violation Points per Inspection Trends ToC



* BASIC Measures are the absolute SMS scores that are compared within each Safety Event Group to determine the BASIC Score percentiles. Averages based on fleets with 1-5 power units.



BASIC Measures * - Table ToC

UD-Unsafe Driving, HOS-Hours of Service, DF-Driver Fitness, CS-Controlled Substances, VM-Vehicle Maintenance

Date	UD Measure	UD AC	UD with Viol	HOS Measure	HOS AC	HOS with Viol	DF Measure	DF AC	DF with Viol	CS Measure	CS AC	CS with Viol	VM Measure	VM AC	VM with Viol
12/2024	30.00	N	2	0.00	N	0	0.00	N	0	0.00	N	0	1.00	N	1
11/2024	35.00	N	2	0.00	N	0	0.00	N	0	0.00	N	0	1.00	N	1
10/2024	35.00	N	2	0.00	N	0	0.00	N	0	0.00	N	0	1.00	N	1
09/2024	35.00	N	2	0.00	N	0	0.00	N	0	0.00	N	0	1.00	N	1
08/2024	45.00	N	2	0.00	N	0	0.00	N	0	0.00	N	0	1.00	N	1
07/2024	45.00	N	2	0.00	N	0	0.00	N	0	0.00	N	0	0.00	N	0
06/2024	45.00	N	2	0.00	N	0	0.00	N	0	0.00	N	0	0.00	N	0
05/2024	30.00	N	1	0.00	N	0	0.00	N	0	0.00	N	0	0.00	N	0
04/2024	30.00	N	1	0.00	N	0	0.00	N	0	0.00	N	0	0.00	N	0
03/2024	30.00	N	1	0.00	N	0	0.00	N	0	0.00	N	0	0.00	N	0
02/2024	0.00	N	0	0.00	N	0	0.00	N	0	0.00	N	0	0.00	N	0
01/2024	0.00	N	0	0.00	N	0	0.00	N	0	0.00	N	0	0.00	N	0
06/2023	0.00	N	0	0.00	N	0	0.00	N	0	0.00	N	0	0.00	N	0
05/2023	0.00	N	0	0.00	N	0	0.00	N	0	0.00	N	0	0.00	N	0
04/2023	0.00	N	0	0.00	N	0	0.00	N	0	0.00	N	0	0.00	N	0
03/2023	0.00	N	0	0.00	N	0	0.00	N	0	0.00	N	0	0.00	N	0
02/2023	0.00	N	0	0.00	N	0	0.00	N	0	0.00	N	0	0.00	N	0
01/2023	0.00	N	0	0.00	N	0	0.00	N	0	0.00	N	0	0.00	N	0
12/2022	0.00	N	0	0.00	N	0	0.00	N	0	0.00	N	0	0.00	N	0
11/2022	0.00	N	0	0.00	N	0	0.00	N	0	0.00	N	0	0.00	N	0
10/2022	0.00	N	0	0.00	N	0	0.00	N	0	0.00	N	0	0.00	N	0
09/2022	0.00	N	0	0.00	N	0	0.00	N	0	0.00	N	0	0.00	N	0
08/2022	0.00	N	0	0.00	N	0	0.00	N	0	0.00	N	0	0.00	N	0
07/2022	0.00	N	0	0.00	N	0	0.00	N	0	0.00	N	0	0.00	N	0
06/2022	0.00	N	0	0.00	N	0	0.00	N	0	0.00	N	0	0.00	N	0
05/2022	0.00	N	0	0.00	N	0	0.00	N	0	0.00	N	0	0.00	N	0
04/2022	0.00	N	0	0.00	N	0	0.00	N	0	0.00	N	0	0.00	N	0
03/2022	0.00	N	0	0.00	N	0	0.00	N	0	0.00	N	0	0.00	N	0

* BASIC Measures are the absolute SMS scores that are compared within each Safety Event Group to determine the BASIC Score percentiles.

KPI: BASIC Measures by Fleet Size and Cargo Group ToC

Fleet Size: 1-5 PUs

Cargo Group (Companies)	Unsafe Driving		Hours of Service		Driver Fitness		Controlled Substance		Vehicle Maintenance		HM Compliance		Crash	
	Avg.	Comp. to Avg.	Avg.	Comp. to Avg.	Avg.	Comp. to Avg.	Avg.	Comp. to Avg.	Avg.	Comp. to Avg.	Avg.	Comp. to Avg.	Avg.	Comp. to Avg.
Bulk Goods (251965)	0.77	Worse	0.23	Better	0.13	Better	0.01	Better	1.72	Better	0.01	Better	0.06	Worse
General Freight (487017)	0.79	Worse	0.23	Better	0.20	Better	0.02	Better	1.90	Better	0.01	Better	0.06	Worse
Refrigerated (65131)	1.52	Worse	0.56	Better	0.16	Better	0.02	Better	2.62	Better	0.01	Better	0.11	Worse
MAAN TRANSLINE INC	30.00		0.00		0.00		0.00		1.00		0.00		1.00	

Estimated ISS Score: **1 Pass** ToC About the Inspection Selection System



Estimated ISS Score History - Table ToC

Date	Estimated ISS Score	Recommendation	Algorithm
12/27/2024	1	Pass	Safety Algorithm
11/29/2024	1	Pass	Safety Algorithm
10/25/2024	1	Pass	Safety Algorithm
09/27/2024	1	Pass	Safety Algorithm
08/30/2024	1	Pass	Safety Algorithm
07/26/2024	74	Optional Inspect	Insufficient Data Algorithm
06/28/2024	74	Optional Inspect	Insufficient Data Algorithm
05/31/2024	69	Optional Inspect	Insufficient Data Algorithm
04/26/2024	68	Optional Inspect	Insufficient Data Algorithm
03/29/2024	68	Optional Inspect	Insufficient Data Algorithm
02/23/2024	63	Optional Inspect	Insufficient Data Algorithm
01/26/2024	64	Optional Inspect	Insufficient Data Algorithm
06/30/2023	64	Optional Inspect	Insufficient Data Algorithm
05/26/2023	64	Optional Inspect	Insufficient Data Algorithm
04/28/2023	64	Optional Inspect	Insufficient Data Algorithm
03/31/2023	64	Optional Inspect	Insufficient Data Algorithm
02/24/2023	63	Optional Inspect	Insufficient Data Algorithm
01/27/2023	63	Optional Inspect	Insufficient Data Algorithm
12/30/2022	63	Optional Inspect	Insufficient Data Algorithm
11/25/2022	63	Optional Inspect	Insufficient Data Algorithm
10/28/2022	63	Optional Inspect	Insufficient Data Algorithm
09/30/2022	63	Optional Inspect	Insufficient Data Algorithm
08/26/2022	63	Optional Inspect	Insufficient Data Algorithm
07/29/2022	63	Optional Inspect	Insufficient Data Algorithm
06/24/2022	63	Optional Inspect	Insufficient Data Algorithm
05/27/2022	63	Optional Inspect	Insufficient Data Algorithm
04/29/2022	63	Optional Inspect	Insufficient Data Algorithm
03/25/2022	63	Optional Inspect	Insufficient Data Algorithm

Investigation Results ToC

No Investigations reported on FMCSA website

Penalties History ToC

There is a problem with the Penalties data on FMCSA website.

Acute Critical Violations (Based on Investigations as per CSA Methodology Appendix A) ToC

No Data

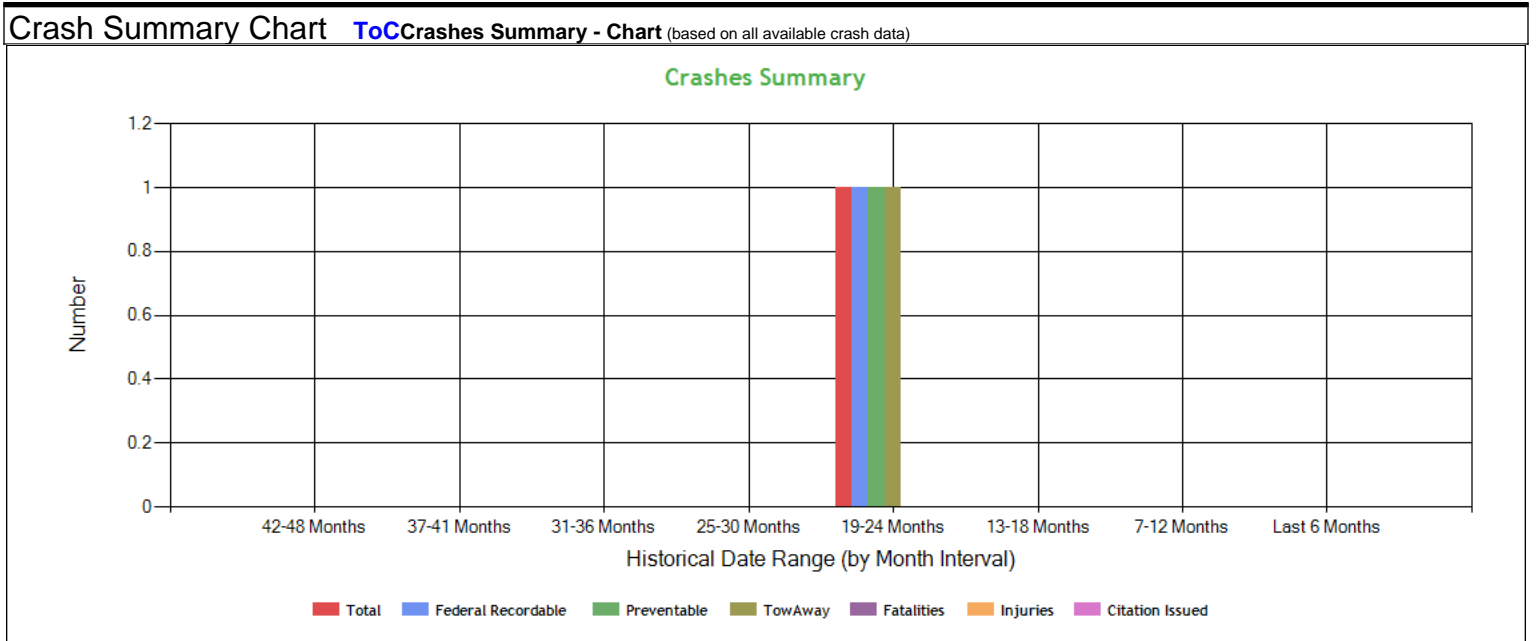
No red flag violations in the last 24 months



DOT Registration Information: The following information on this specific DOT # is from the Federal DOT (as of Operating Authority

DOT Registration: 03/09/2022		Total Power Units: 1		Total Trucks: 1		Total Trailers: 1		Total Passenger Vehicles: 0	
Status	Entity Type	Organization Type	Nation		Total Cars		Drivers / CDL Drivers		
A	C	-	US		0		2 / 2		
MCS-150 Date	Op Codes	Shipper Op Codes	Shipper HazMat Op Codes		Latest Review Type		Latest Review Document Number(Date)		
09/12/2024	A						()		
MCS-150 Mileage (Year)	Record Update Date	Transports Hazmats	DOT Census Date		Recordable Accident Rate		Preventable Accident Rate		
2,800 (2023)	09/12/2024	N	01/01/1900		0%		0%		
MCS-151 Mileage	Safety Rating (Date)	SEA Accident	SEA Driver		SEA Vehicle		SEA Management		
0	None (None)	0%	0%		0%		0%		
Classification Codes		Cargo Carried (per MCS-150)							
Authorized-For-Hire		General Freight, Fresh Produce, Refrigerated foods							

DOT MCS-150 History ToC			(as of 09/17/2024 DOT census)						
Census Date	MCS-150 Date	MCS-150 Mileage	VMT Year	Power Units	Drivers	Trailers	Company Rep1	Company Rep2	Email
9/17/2024	9/12/2024	2800	2023	1	2	-	JAGDEEP SINGH		MAANTRANSLINEINC@GMAIL.COM
3/9/2023	3/7/2023	44616	2022	1	2	1	JAGDEEP SINGH		MAANTRANSLINEINC@GMAIL.COM
7/9/2022	6/27/2022	1000	2021	1	1	1	JAGDEEP SINGH		MAANTRANSLINEINC@GMAIL.COM
4/9/2022	3/9/2022	0		1	1	1	JAGDEEP SINGH		MAANTRANSLINEINC@GMAIL.COM





Crashes Summary - Table (based on all available crash data) ToC										
	TOTAL	Last 6 months	7-12 months	13-18 months	19-24 months	25-30 months	30-36 months	37-41 months	42-48 months	Over 49 months
Total Reportable	1	0	0	0	1	0	0	0	0	0
Fatalities	0	0	0	0	0	0	0	0	0	0
Injuries	0	0	0	0	0	0	0	0	0	0
Tow Away	1	0	0	0	1	0	0	0	0	0
With Citations	0	0	0	0	0	0	0	0	0	0
Federal Recordable	1	0	0	0	1	0	0	0	0	0
Preventable	1	0	0	0	1	0	0	0	0	0
Crash per Pwr Unit	-	0.0%	0.0%	0.0%	100.0%	0.0%	0.0%	0.0%	0.0%	-

Inspection Summary ToC			
The following inspection information is based on results for 24 months prior to: 01/13/2025. Please note that the total inspections number is not necessarily the total of the vehicle, driver and hazmat inspections, as one inspection may have included any combination of the below inspections.			
Overall	Vehicle	Driver	Hazmat
(Please note that the total inspections number is not necessarily the total of the vehicle, driver and hazmat inspections, as one inspection may have included any combination of the below inspections) Total Inspections: 3 Total Out of Service: 1 Out of Service: 33.33% National Average: 20.82% Difference: 12.51%	Total Inspections: 1 Total Out of Service: 0 Out of Service: 0.00% National Average: 24.68% Difference: -24.68%	Total Inspections: 3 Total Out of Service: 0 Out of Service: 0.00% National Average: 6.67% Difference: -6.67%	Total Inspections: 0 Total Out of Service: 0 Out of Service: 0.00% National Average: 2.97% Difference: -2.97%

KPI: Inspection Viol OOS Rates by Cargo Group ToC								
Cargo Group	OVERALL		VEHICLE		DRIVER		HAZMAT	
	Average	Compared to Average	Average	Compared to Average	Average	Compared to Average	Average	Compared to Average
Bulk Goods	24.23%	Worse	22.30%	Better	9.12%	Better	0.16%	Better
General Freight	28.74%	Worse	24.98%	Better	12.59%	Better	0.22%	Better
Refrigerated	22.83%	Worse	20.76%	Better	10.37%	Better	0.08%	Better
MAAN TRANSLINE INC	33.33%		0%		0%		0%	

FHWA Registration Information: The following data on this Motor Carrier is from the Federal Hwy Administration (as of 9/15/2024)								
Docket Number	DOT Number	Company Name	DBA Name	Address	City	State	Country	ZIP Code
MC1394998	3838423	MAAN TRANSLINE INC		4034 N GREGORY AVE	FRESNO	CA	US	93722
Phone Number	Fax Number	Mail Address	Mail City	Mail State	Mail Contry	Mail ZIP Code	Mail Phone Number	Mail Fax Number
(559)-755-7372								
Date of Last Change	Freight	Passenger	Household Goods	Active Authority	Pending Authority	Revocation Pending Authority		
9/15/2024	Y	N	N	/ Common /	/	/		

Insurance Required (as of 09/15/2024) ToC			
Docket Number	Insurance Type	Insurance Required	Insurance on File
MC1394998	BIPD	\$750k	\$750k
MC1394998	Cargo	No	No
MC1394998	Bond	No	No



Active / Pending Insurance (as of 09/15/2024)

Docket Number	Form	Type	Insurance Carrier	Policy/Surety	Coverage From	Coverage To	Required	On File	Effective Date	Cancel Date
MC1394998	91X	BIPD/Primary	CLEAR SPRING PROPERTY AND CASUALTY COMPANY	CAM001156	\$0k	\$750k	\$750k	\$750k	02/05/2024	-

Insurance History (as of 09/15/2024)

Docket Number	Form	Type	Insurance Carrier	Policy/Surety	Coverage From	Coverage To	Effective Date From	Effective Date To
MC1394998	91X	BIPD/Primary	SECURITY NATIONAL INSURANCE CO.	SMC1806514	\$0k	\$750k	06/13/2022	06/13/2023 Cancelled

FHWA Authorities (as of 09/15/2024) ToC

Docket#	L&I Name	Active Authority	Inactive Authority	Pending Authority	Revocation Pending Authority	Freight	Passenger	Household Goods
MC1394998	MAAN TRANSLINE INC	Common /				Yes	No	No

Authority History (as of 09/15/2024)

Docket Number	Sub	Auth Type	Original Action	Disposition
MC1394998		COMMON	REINSTATED 2/6/2024 12:00:00 AM	
MC1394998		COMMON	GRANTED 6/16/2022 12:00:00 AM	REVOKED 6/20/2023 12:00:00 AM

Severe Violations (i.e. those with >= 8 points) - Chart ToC

No Data

Severe Violations (i.e. those with >= 8 points) - Table

No Data

Violation Report ToC

Inspection Date	Inspection State	BASIC	Violation Description	OOS	VIN	Severity Points
08/05/2024	CA	Vehicle Maintenance	393.60C - Damaged or discolored windshield	No	4V4NC9EH6MN262408	1
08/05/2024	CA	-	392.2RG - State vehicle registration or License Plate violation	No	4V4NC9EH6MN262408	0
06/18/2024	AR	Unsafe Driving	392.2SLIMPT - STATE/LOCAL LAWS - GENERAL IMPEDING TRAFFIC.	No	4V4NC9EH6MN262408	5
03/14/2024	CA	-	392.2AU - State Operating Authority Violation	Yes	4V4NC9EH6MN262408	0
03/14/2024	CA	Unsafe Driving	392.2LV - Lane Restriction violation	No	4V4NC9EH6MN262408	3

No filters were applied when generating this report, see the live report for more options.

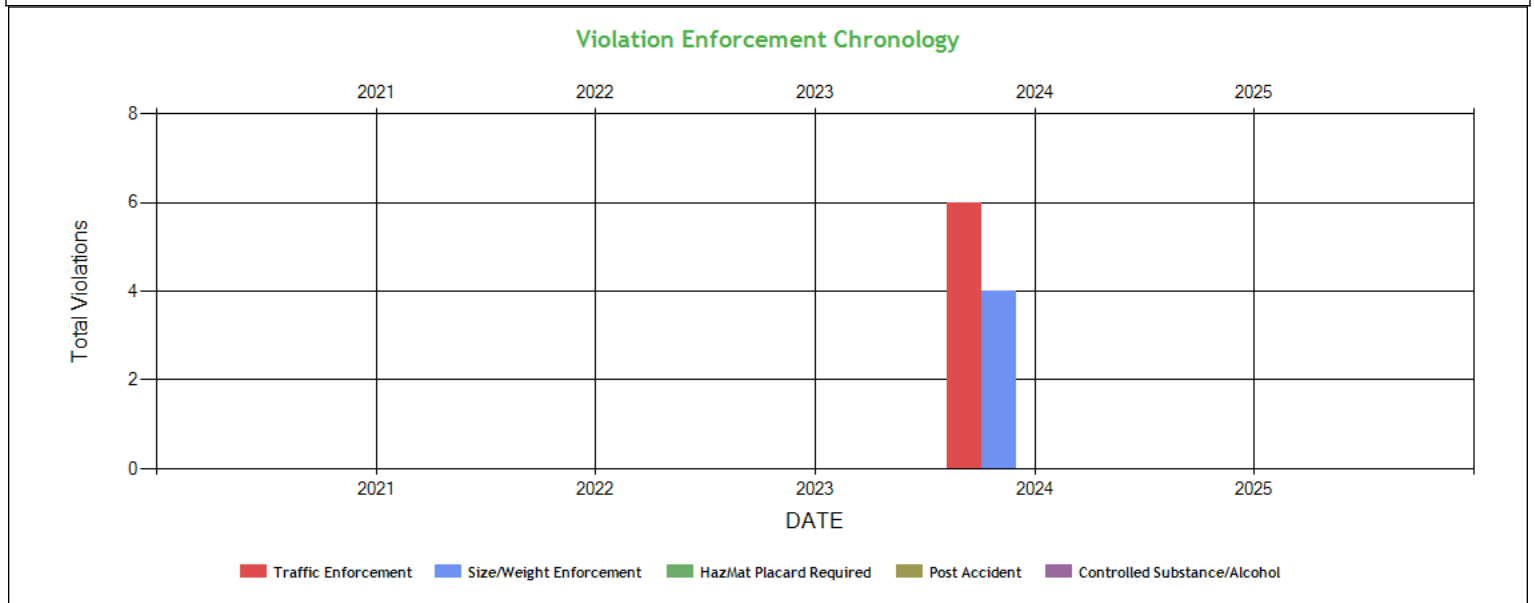


Violation Summary [ToC](#)

BASIC	Violation Group	Code	Description	# of Violations	# of OOS Violations	Severity Points
Unsafe Driving	Dangerous Driving	392.2SLIMPT	STATE/LOCAL LAWS - GENERAL IMPEDING TRAFFIC.	1	0	5
Unsafe Driving	Misc Violations	392.2LV	Lane Restriction violation	1	0	3
Vehicle Maintenance	Windshield/ Glass/ Markings	393.60C	Damaged or discolored windshield	1	0	1
	Not used in SMS Calculation	392.2AU	State Operating Authority Violation	1	1	0
	Not used in SMS Calculation	392.2RG	State vehicle registration or License Plate violation	1	0	0

No filters were applied when generating this report, see the live report for more options.

Violation Enforcement Chronology - Chart [ToC](#)

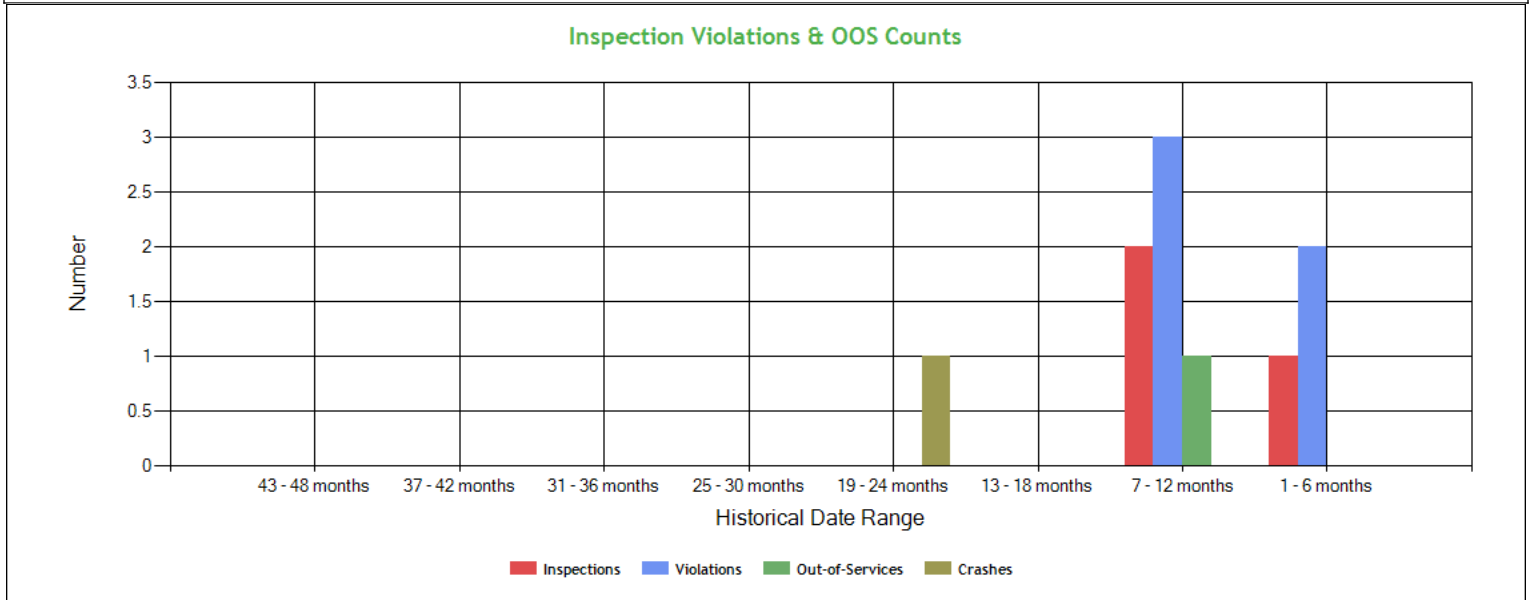


Violation Enforcement Chronology - Table [ToC](#)

	2021	2022	2023	2024	2025
Traffic Enforcement	0	0	0	6	0
Size/Weight Enforcement	0	0	0	4	0
HazMat Placard Required	0	0	0	0	0
Post Accident	0	0	0	0	0
Controlled Substance/Alcohol	0	0	0	0	0



Inspection Violations & OOS Counts - Chart [ToC](#)



Inspection Violations & OOS Counts - Table [ToC](#)

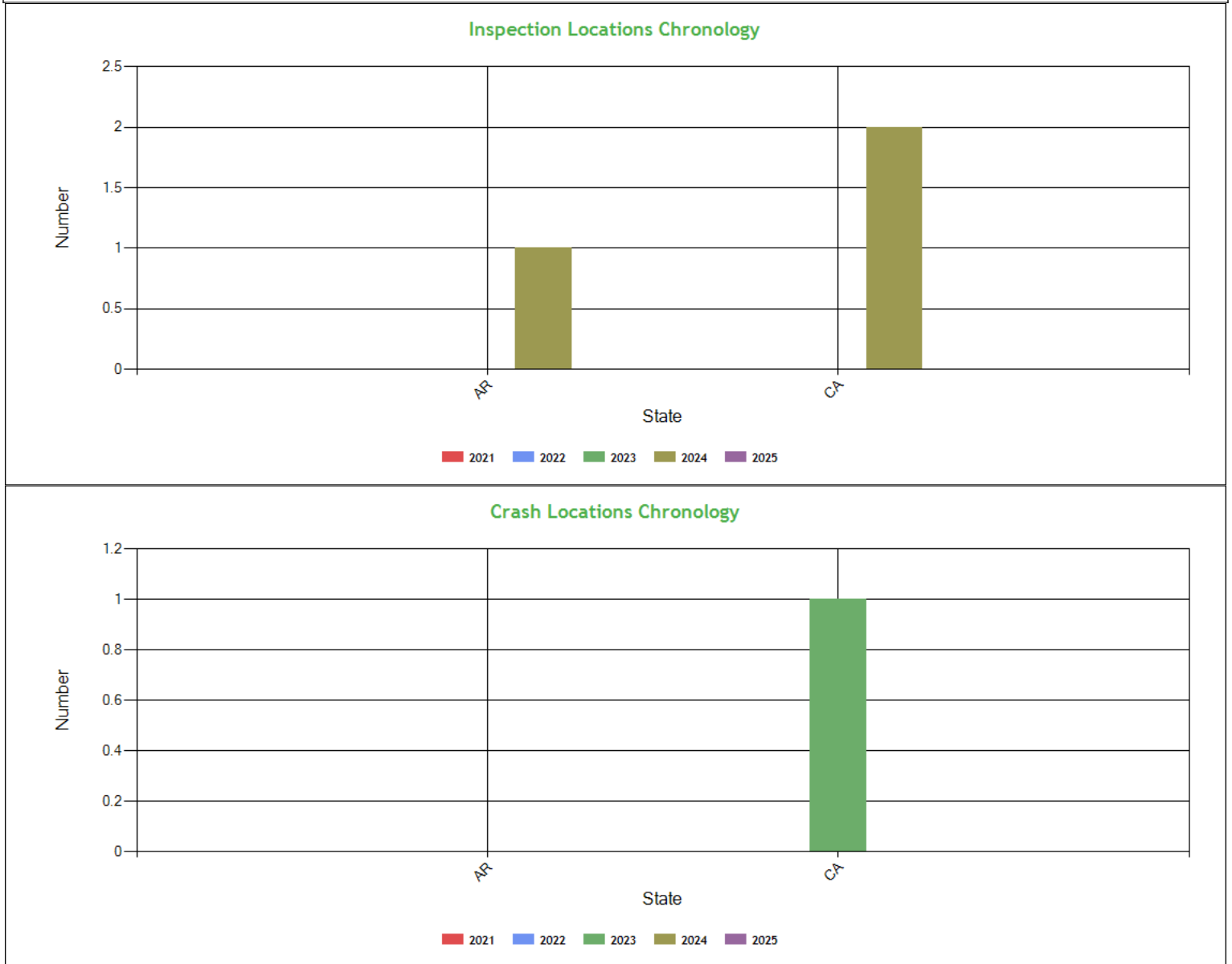
Date Range	Inspections	Violations	Out-of-Services	Crashes
TOTAL	3	5	1	1
1 - 6 months	1	2	0	0
7 - 12 months	2	3	1	0
13 - 18 months	0	0	0	0
19 - 24 months	0	0	0	1
25 - 30 months	0	0	0	0
31 - 36 months	0	0	0	0
37 - 42 months	0	0	0	0
43 - 48 months	0	0	0	0

Radius of Operation (based on Inspections and Crashes during the past 3 years) [ToC](#)

	Total	Drive between 0 and 50 miles radius	Drive between 51 and 200 miles radius	Drive between 201 and 300 miles radius	Drive between 301 and 400 miles radius	Drive between 401 and 500 miles radius	Drive between 501 and 600 miles radius	Drive beyond 600 miles radius
Power Units (i.e. unique VINs)	1	0	0	0	0	0	0	1
Percent	100%	0%	0%	0%	0%	0%	0%	100%



Inspection & Crash Locations - Chart ToC



Inspection & Crash Locations - Table ToC

State	Inspections					Violations					Out-of-Services					Crashes				
	2021	2022	2023	2024	2025	2021	2022	2023	2024	2025	2021	2022	2023	2024	2025	2021	2022	2023	2024	2025
TOTAL	0	0	0	3	0	0	0	0	5	0	0	0	0	1	0	0	0	1	0	0
AR	0	0	0	1	0	0	0	0	1	0	0	0	0	0	0	0	0	0	0	0
CA	0	0	0	2	0	0	0	0	4	0	0	0	0	1	0	0	0	1	0	0

Hot Spot Summary ToC

Year	Month	Level 5	Level 5 %	Level 4	Level 4 %	Level 3	Level 3 %	Level 2	Level 2 %	Level 1	Level 1 %	Level 0	Level 0 %	Levels 1 - 5	Levels 1 - 5 %
2024	August (Partial)	1	33.33%	0	0.00%	0	0.00%	0	0.00%	0	0.00%	0	0.00%	1	33.33%
2024	June	0	0.00%	0	0.00%	0	0.00%	0	0.00%	1	33.33%	0	0.00%	1	33.33%



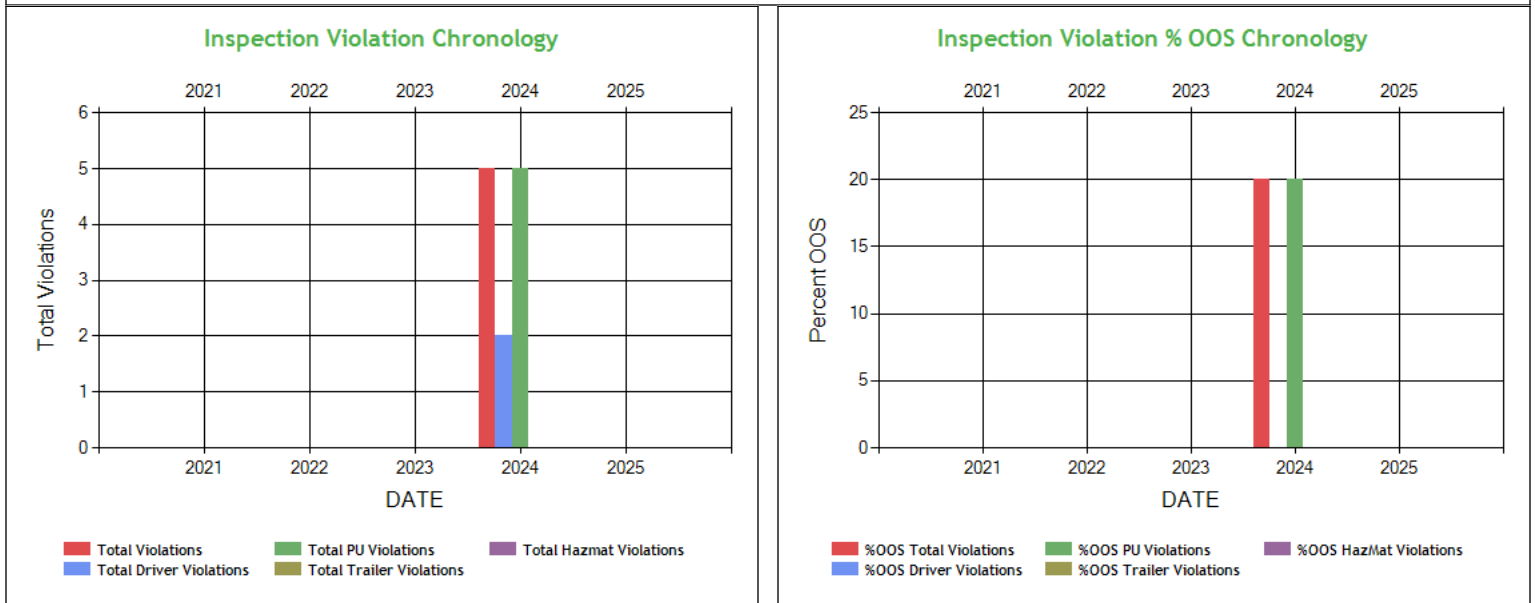
2024	March	1	33.33%	0	0.00%	0	0.00%	0	0.00%	0	0.00%	0	0.00%	1	33.33%
Totals		2	66.66%	0	0.00%	0	0.00%	0	0.00%	1	33.33%	0	0.00%	3	99.99%

Hot Spot Analysis

State	County	Level	Count	Percentage
CA	Los Angeles	5	1	33.33%
CA	Riverside	5	1	33.33%
AR	Crawford	1	1	33.33%

Report generated using the last 12 full months of inspection data

Inspection Violation % OOS Chronology - Chart [ToC](#)

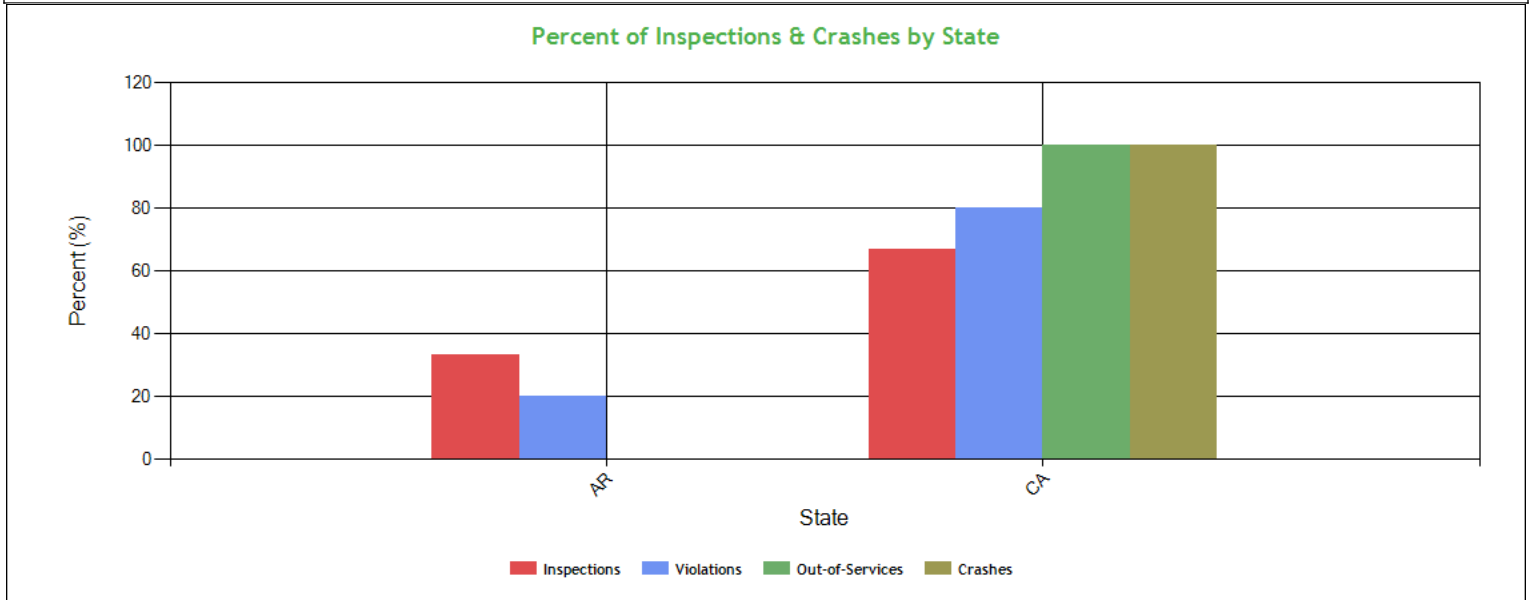


Inspection Violation % OOS Chronology - Table [ToC](#)

	2021	2022	2023	2024	2025
Total Violations	0	0	0	5	0
Total Out Of Services	0	0	0	1	0
%OOS Total Violations	0	0	0	20.0	0
Total Driver Violations	0	0	0	2	0
Total Driver Out Of Services	0	0	0	0	0
%OOS Driver Violations	0	0	0	0	0
Total PU Violations	0	0	0	5	0
Total PU Out Of Services	0	0	0	1	0
%OOS PU Violations	0	0	0	20.0	0
Total Trailer Violations	0	0	0	0	0
Total Trailer Out Of Services	0	0	0	0	0
%OOS Trailer Violations	0	0	0	0	0
Total Hazmat Violations	0	0	0	0	0
Total Hazmat Out Of Services	0	0	0	0	0
%OOS HazMat Violations	0	0	0	0	0



Percent of Insp & Crash by State - Chart **ToC**



Percent of Insp & Crash by State - Table (based on Inspection data from the last 4 years) **ToC**

State	Inspections		Violations		Out-of-Services		Crashes	
	Total	Percent	Total	Percent	Total	Percent	Total	Percent
	3	100	5	100	1	100	1	100
AR	1	33.3	1	20	0	0	0	0
CA	2	66.7	4	80	1	100	1	100

VIN Insp Summary by State (based on inspection from the last 2 years) **ToC**

VIN	Insp	Viol Pts	Counts in each State			
			CA		AR	
			Insp	Viol Pts	Insp	Viol Pts
TOTALS	3/ 9*	3/ 9**	2	4	1	5
4V4NC9EH6MN262408	3	9	2	4	1	5

*<Total number of inspections for these 1 VIN(s)>/n<Total number of inspections for these 2 state(s)>

**<Total severity sum for these 1 VIN(s)>/n<Total severity sum for these 2 state(s)>

Violations By Unit Type **ToC**

of Violations: 5 Total Severity: 9 based on inspections in the last 2 years

Violation Unit: Driver	# of Violations: 2	Total Severity: 8	% of Total: 88.89%
Viol. Group: Dangerous Driving	# of Violations: 1	Total Severity: 5	% of Total: 55.56%
Violation	Number of Occurrences	Viol. Severity	Total Severity
392.2SLIMPT:STATE/LOCAL LAWS - GENERAL IMPEDING TRAFFIC.	1	5	5
Viol. Group: Misc Violations	# of Violations: 1	Total Severity: 3	% of Total: 33.33%
392.2LV:Lane Restriction violation	1	3	3
Violation Unit: Power Unit	# of Violations: 3	Total Severity: 1	% of Total: 11.11%
Viol. Group: Windshield/ Glass/ Markings	# of Violations: 1	Total Severity: 1	% of Total: 11.11%
Violation	Number of Occurrences	Viol. Severity	Total Severity
393.60C:Damaged or discolored windshield	1	1	1
Viol. Group: Not used in SMS Calculation	# of Violations: 2	Total Severity: 0	% of Total: 0%
392.2AU:State Operating Authority Violation	1	0	0



392.2RG:State vehicle registration or License Plate violat	1	0	0
--	---	---	---

Equipment Ownership ToC Equipment Ownership (based on MCS-150 dated 9/12/2024)					
	Trucks	Tractors	Trailers	Motor Coaches	Vans
Owned	0	1	1	0	0
Term Leased	0	0	0	0	0
Trip Leased	0	0	0	0	0
Total No.	0	1	1	0	0

Equipment Details Power Units ToC									
VIN	Latest Insp Date	Year	Make	Model	Body Class	Body Type	Axles	Len	Fuel Type
4V4NC9EH6MN 262408	08/05/2024	2021	VOLVO	VNL	Truck-Tractor	-	-	-	Diesel

Equipment Details Trailers									
VIN	Latest Insp Date	Year	Make	Model	Body Class	Body Type	Axles	Len	Fuel Type
1GRAA0624KW 120013	08/05/2024	2019	GREAT DANE	Great Dane Trailers	-	-	2	53	-

Vehicle Age ToC				
Year	# Power Units	PU Percentage	# Trailers	Trailres Percentage
2021	1	100.00%	0	0.00%
2019	0	0.00%	1	100.00%

Based on 24 months of inspection data, see the live report for more options

States of Power Unit Registrations ToC		
State	AR	CA
Number of Power Units	1	1

Equipment Acquisitions - Table ToC						
	Power Units inspected for 1st time in past 12 months	Power Units inspected for 1st time in past 24 months	Power Units inspected during entire date range	Trailers inspected for 1st time in past 12 months	Trailers inspected for 1st time in past 24 months	Trailers inspected during entire date range
Unique VINs	1	1	1	1	1	1
Unique License Plates	1	1	1	1	1	1
License Plate States	1	1	1	1	1	1

Driver Details ToC Driver Details (based on MCS-150 dated 9/12/2024)			
	Within 100 mi	Beyond 100 mi	TOTAL
# Drivers Interstate	0	2	2
# Drivers Intrastate	0	0	0
TOTAL	0	2	/

Avg. # Trip Lease Drivers/Mo: 0 # Drivers Grand Total: 2 # Drivers Commercially Licensed: 2



Shared VIN Summary **ToC**

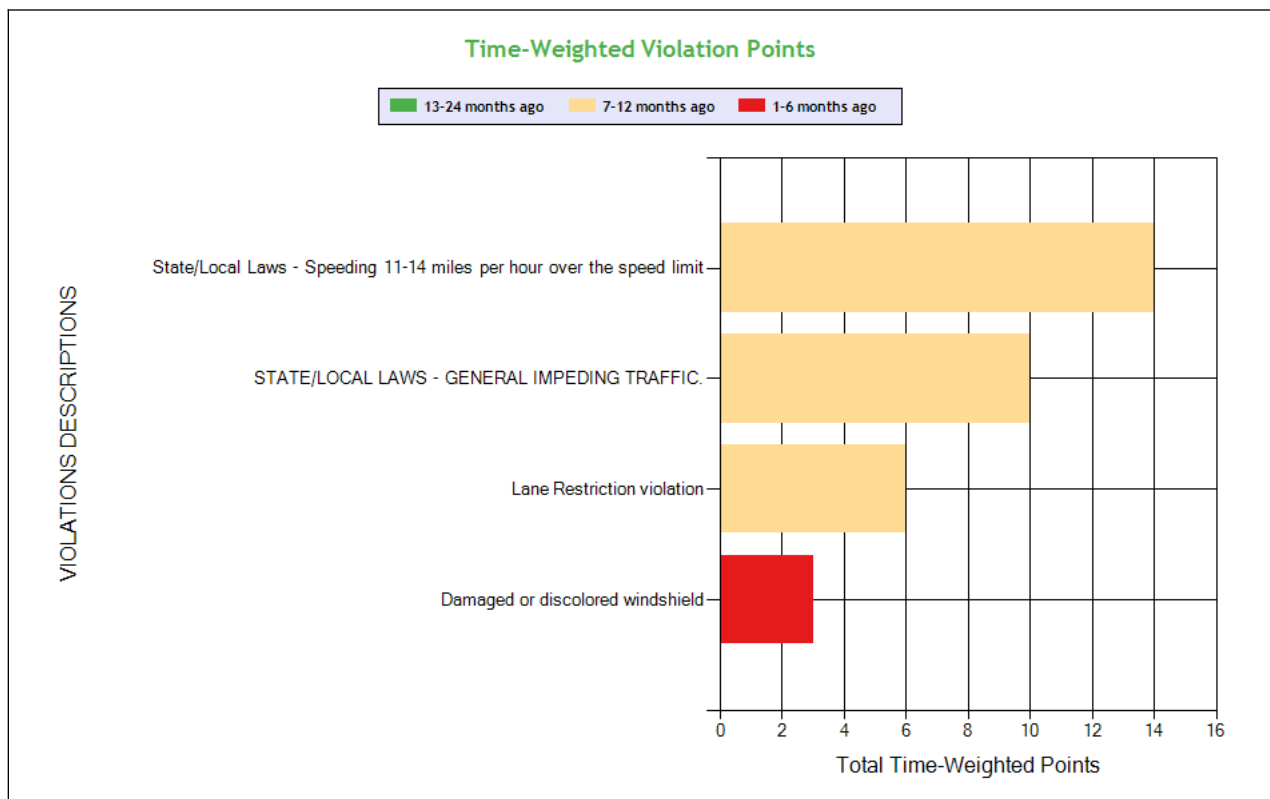
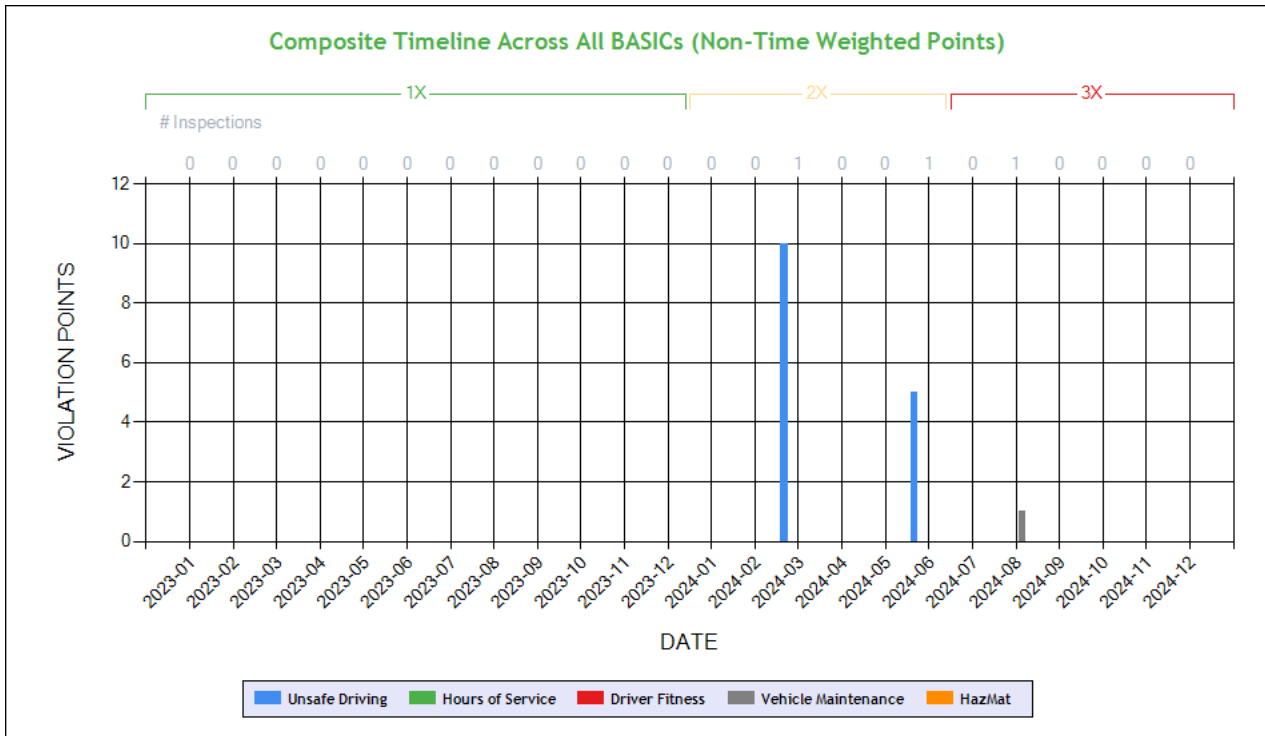
No Data

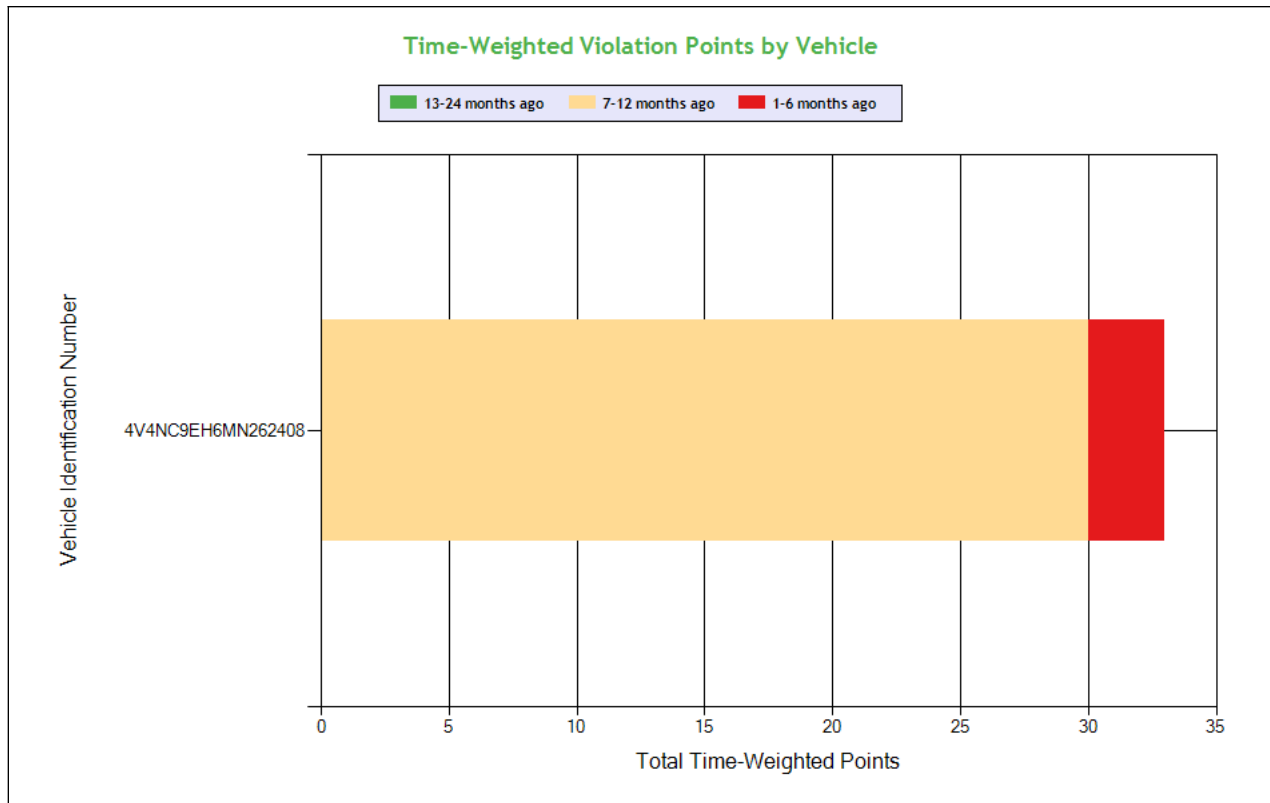
SHIPPERS DETAIL **ToC** based on Inspection results for the last 4 years

Shipper Name	Number of Inspections	Shipper Name	Number of Inspections
No Shipper listed	1	ALWAYS FRESH FARMS	1
SPRECKELS SUGAR CO.	1		



Carrier Underwriting Report Safety Summary ToC





See the Excel file for the complete analysis

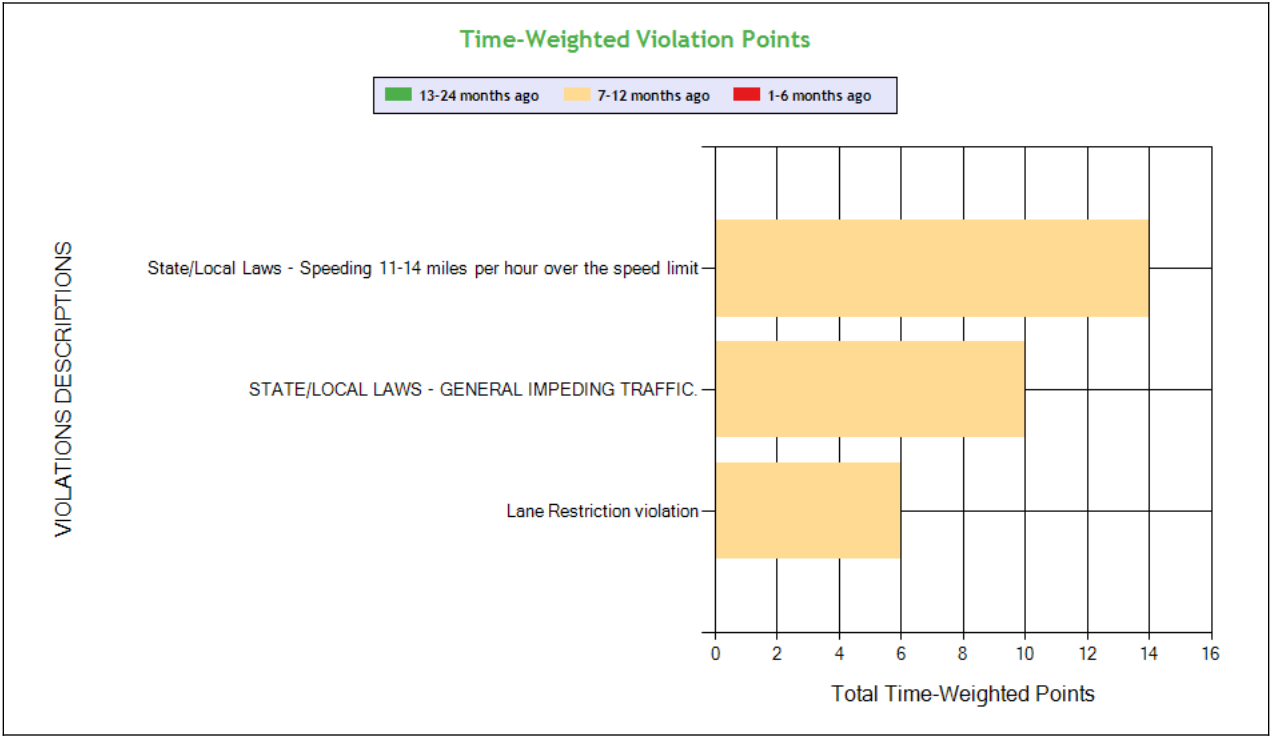
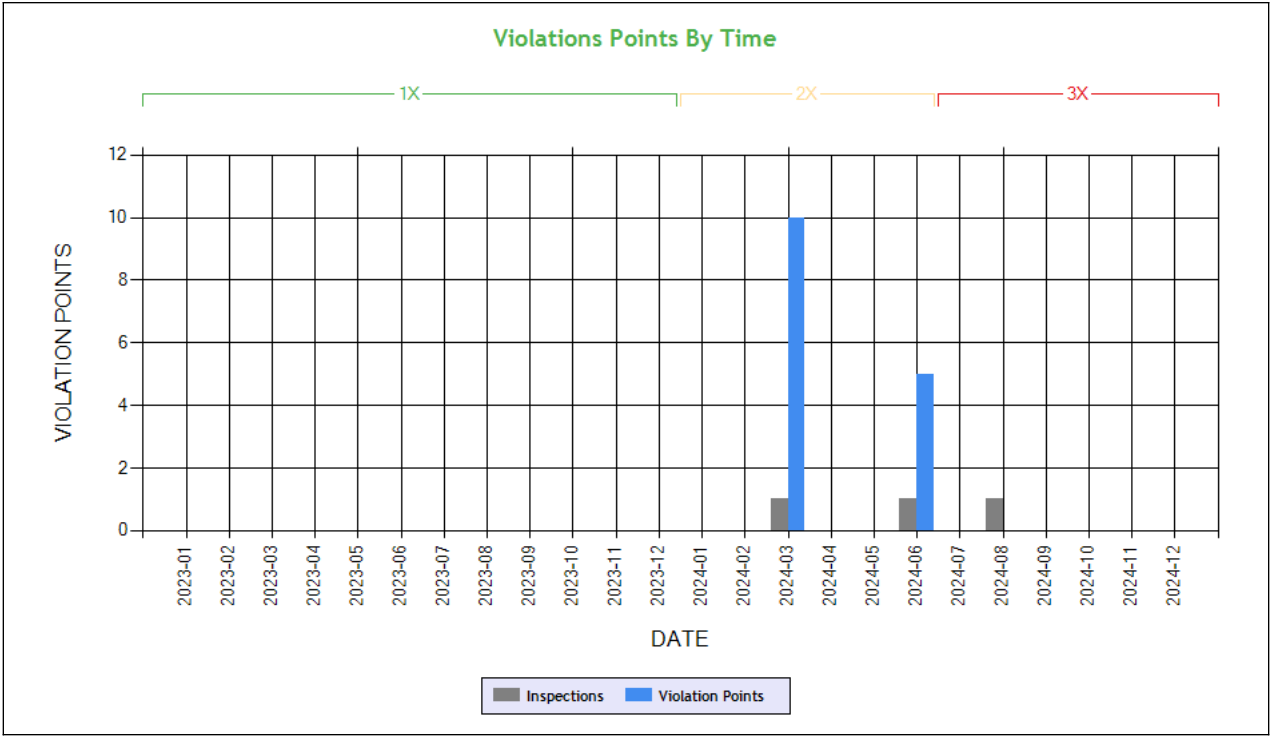
Violations is in (1-6/7-12/13-24mo)

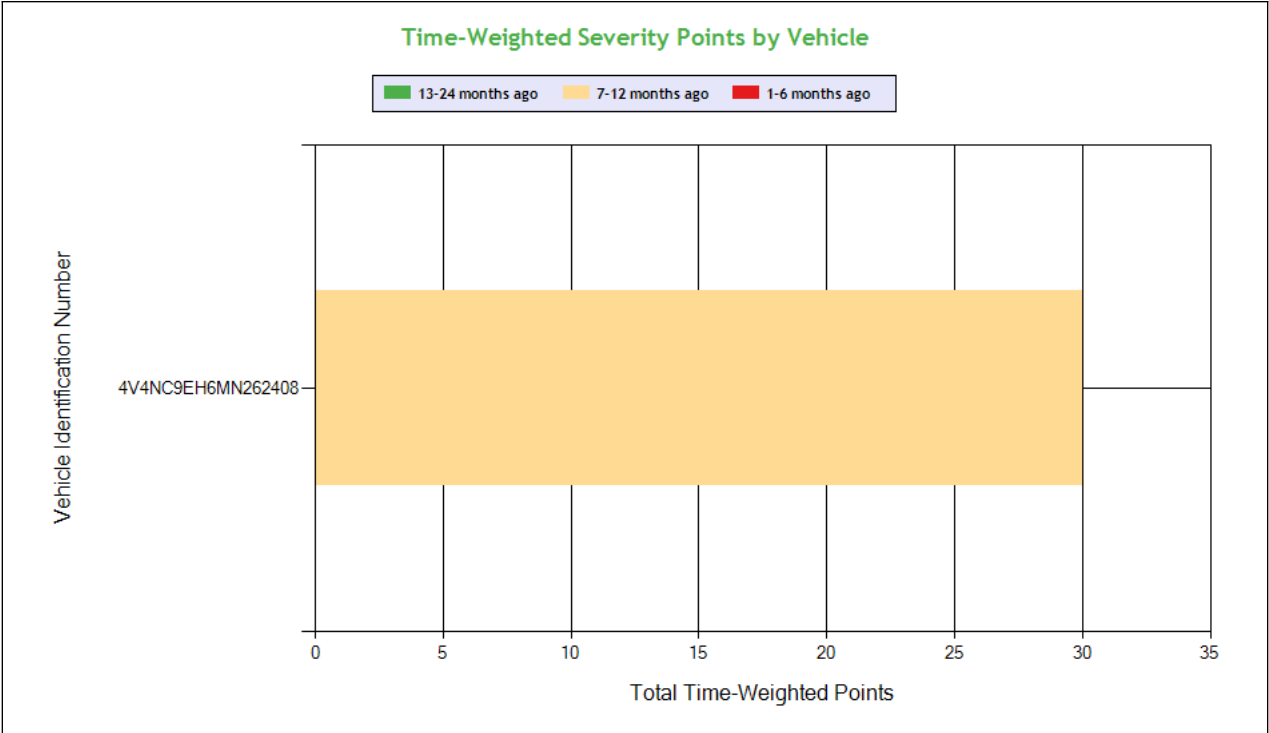
Shaded = Out Of Service Violation						
Violation Group			Speeding 3	Dangerous Driving	Misc Violations	Windshield/ Glass/ Markings
Violation Description	Total Time-weighted Points by VIN	% of Total Time-weighted Points by VIN	State/Local Laws - Speeding 11-14 miles per hour over the speed limit	STATE/LOCAL LAWS - GENERAL IMPEDING TRAFFIC.	Lane Restriction violation	Damaged or discolored windshield
Driver Resp			Yes	Yes	Yes	Yes
Total Time-weighted Points			14	10	6	3
% Total Time-Wt Pts			42.42	30.30	18.18	9.09
4V4NC9EH6MN262408	33	100	14 (0/1/0)	10 (0/1/0)	6 (0/1/0)	3 (1/0/0)



SAFETY ANALYSIS ToC

Unsafe Driving





See the Excel file for the complete analysis # Violations is in (1-6/7-12/13-24mo)

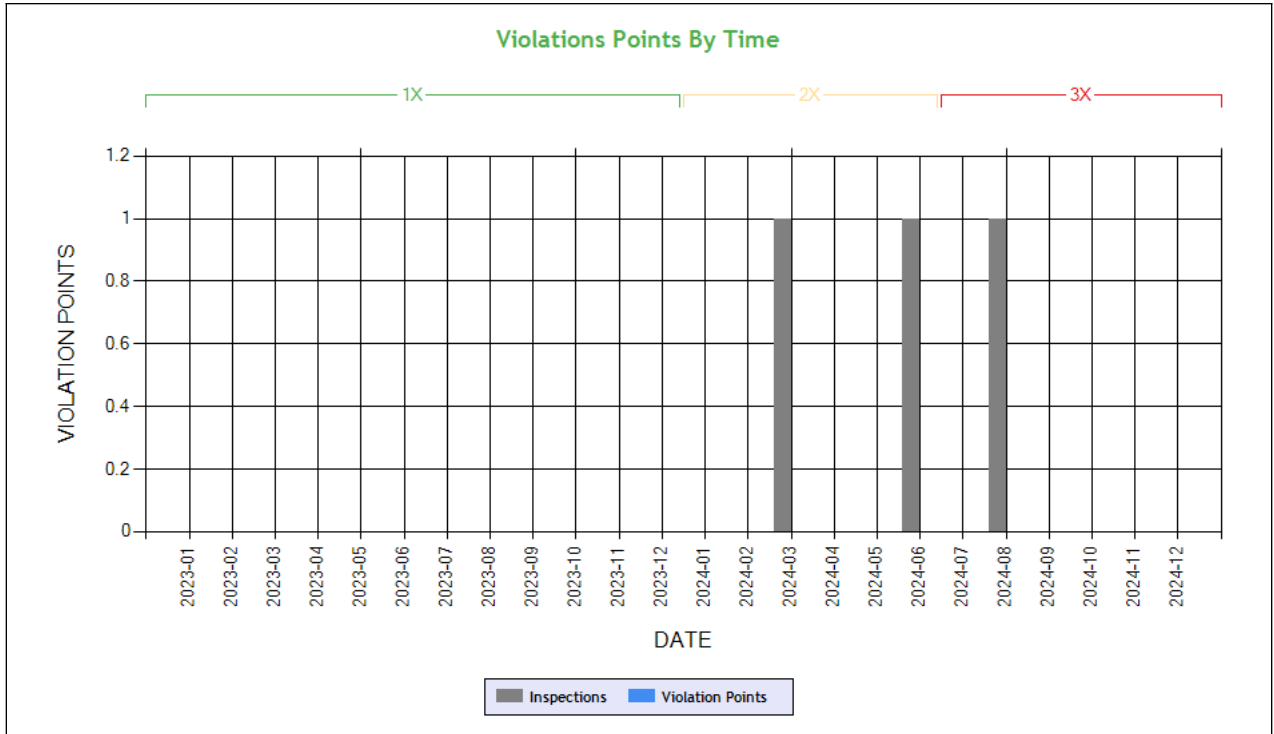
Shaded = Out Of Service Violation					
Violation Group			Speeding 3	Dangerous Driving	Misc Violations
Violation Description	Total Time-weighted Points by VIN	% of Total Time-weighted Points by VIN	State/Local Laws - Speeding 11-14 miles per hour over the speed limit	STATE/LOCAL LAWS - GENERAL IMPEDING TRAFFIC.	Lane Restriction violation
Driver Resp			Yes	Yes	Yes
Total Time-weighted Points			14	10	6
% Total Time-Wt Pts			46.67	33.33	20.0
4V4NC9EH6MN262408	30	100	14 (0/1/0)	10 (0/1/0)	6 (0/1/0)

HOS Compliance

Time-Weighted Violation Points - no data available to draw a chart
Time-Weighted Severity Points by Vehicle - no data available to draw a chart

See the Excel file for the complete analysis # Violations is in (1-6/7-12/13-24mo)

Shaded = Out Of Service Violation		
Violation Group		



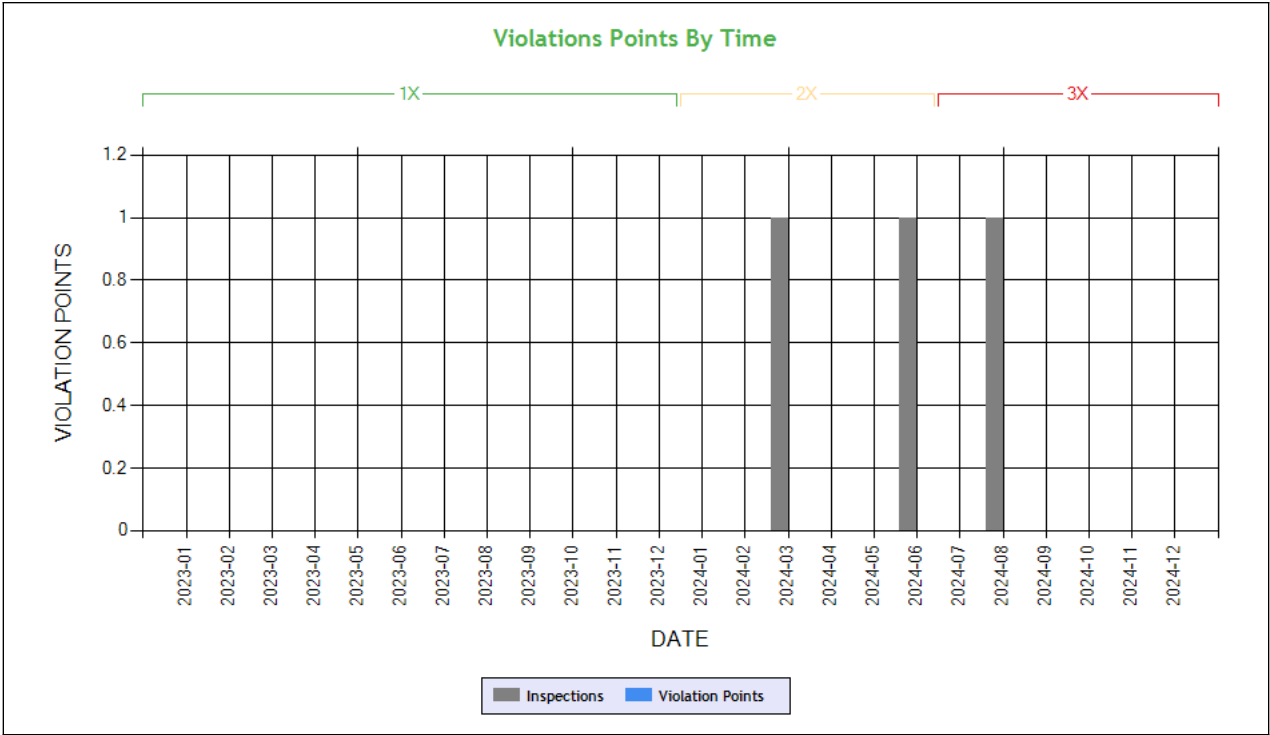
Carrier Software
 1-800-646-5152
 info@CarrierSoftware.com

CONFIDENTIAL - Intended for use by Amerigo Insurance Agency - Date: 1/14/2025
 MAAN TRANSLINE INC - DOT# 3838423 / MC1394998

Violation Description	Total Time-weighted Points by VIN	% of Total Time-weighted Points by VIN
Driver Resp		
Total Time-weighted Points		
% Total Time-Wt Pts		



Driver Fitness



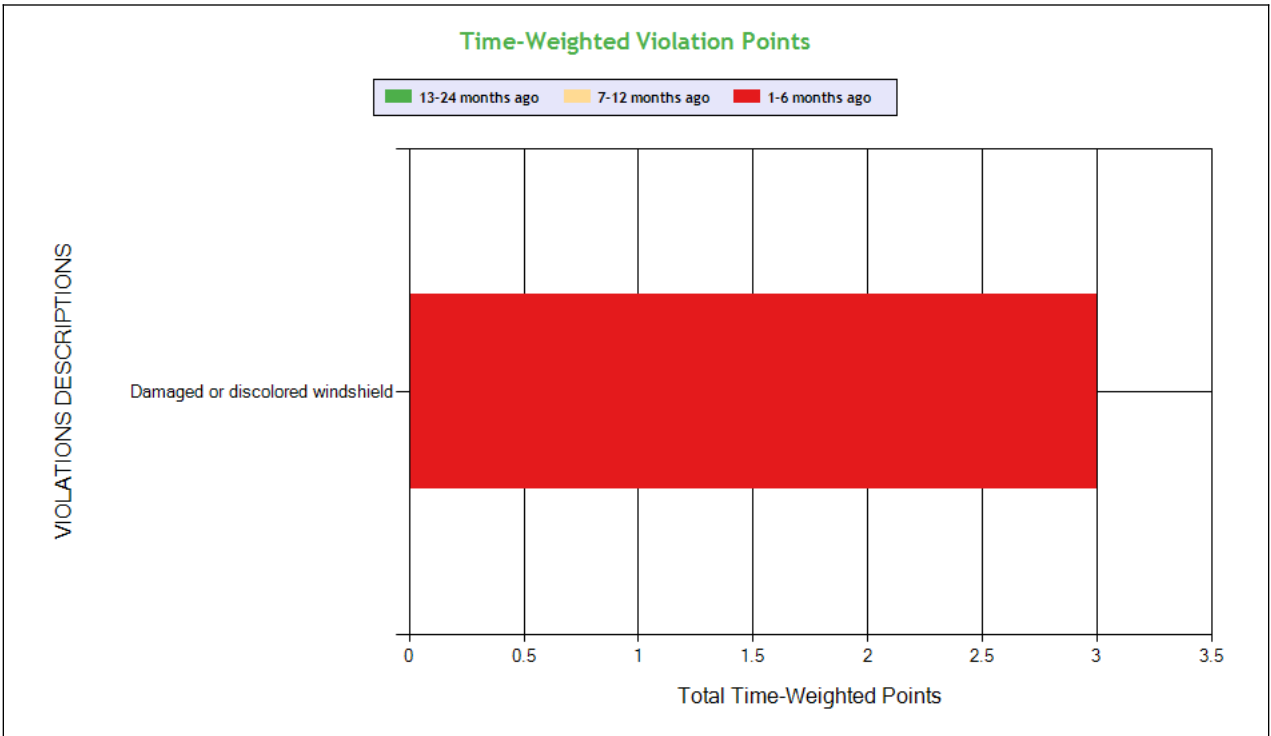
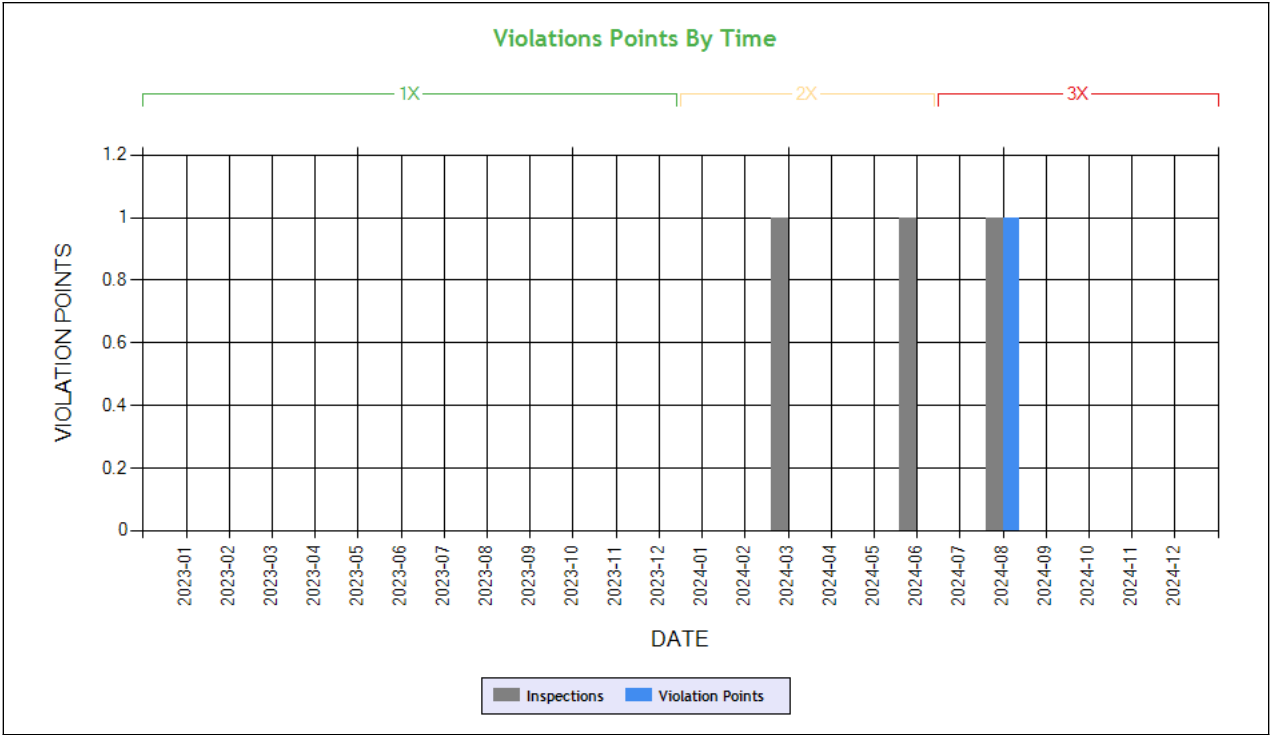
Time-Weighted Violation Points - no data available to draw a chart
Time-Weighted Severity Points by Vehicle - no data available to draw a chart

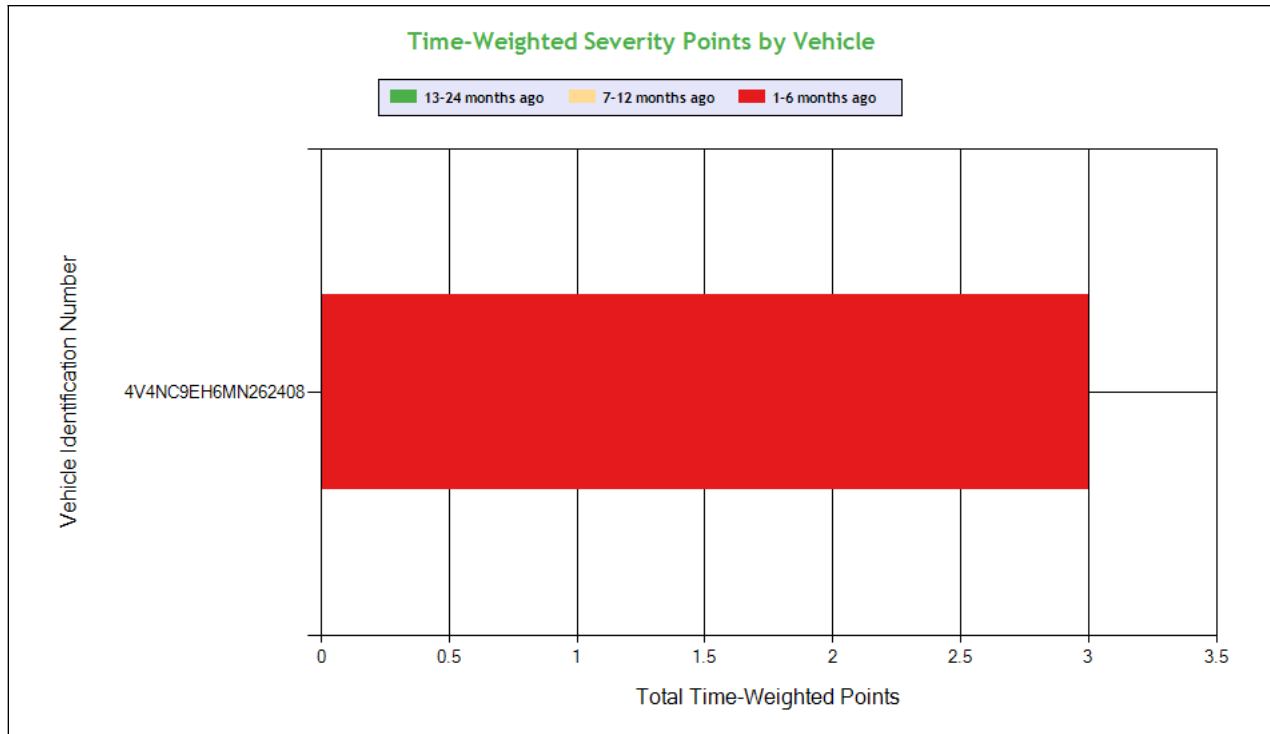
See the Excel file for the complete analysis # Violations is in (1-6/7-12/13-24mo)

Shaded = Out Of Service Violation		
Violation Group		
Violation Description	Total Time-weighted Points by VIN	% of Total Time-weighted Points by VIN
Driver Resp		
Total Time-weighted Points		
% Total Time-Wt Pts		



Vehicle Maintenance





Carrier Software
 1-800-646-5152
 info@CarrierSoftware.com

CONFIDENTIAL - Intended for use by Amerigo Insurance Agency - Date: 1/14/2025

MAAN TRANSLINE INC - DOT# 3838423 / MC1394998

See the Excel file for the complete analysis

Violations is in (1-6/7-12/13-24mo)

Shaded = Out Of Service Violation			
Violation Group			Windshield/ Glass/ Markings
Violation Description	Total Time-weighted Points by VIN	% of Total Time-weighted Points by VIN	Damaged or discolored windshield
Driver Resp			Yes
Total Time-weighted Points			3
% Total Time-Wt Pts			100
4V4NC9EH6MN262408	3	100	3 (1/0/0)

COLOR CODED CRASH TABLE ToC

Color KEY	Color Code		
	Green	Orange	Red
Citation	No	Unknown	Yes
HazMat Release	No		Yes
Tow Away	No	Yes	
Time Weight	1	2	3
Severity Weight	1		2-3
Injuries	0	1-2	3 or more
Fatalities	0		1 or more
Vehicles in Crash	0-1	2	3 or more
Light Condition	Daylight	Dawn; Dusk	Dark- Not Lighted; Dark-Lighted; Dark- Unknown Roadway Lighting
Road Surface	Dry	Wet; Water(Standing, Moving); Slush	Snow; Ice; Sand; Mud; Dirt; Oil or Gravel
Weather Condition	No Adverse Conditions	Rain; Sleet; Blowing Sand; Soil, Dirt Or Snow	Snow; Fog; Severe Crosswinds



	Driver Name
1XPBD49X7PD863559	VIN
1	Time Weight
1	Severity Weight
0	Fatalities
0	Injuries
No	Citation
Dry	Road Surface Condition
No Adverse Condition	Weather Condition
Daylight	Light Condition
Y	Tow-Away
N	HM Released
2	Vehicles In Crash
Seq. #1: Collision involving parked motor vehicle;	Sequence of Events
CA	Crash State
CA7252300601	Report Number
5/9/2023	Date
Tractor/Semitrailer	Vehicle Configuration
Van/Enclosed Box	Cargo Body Type
	Driver Age
	Driver License State

INSPECTIONS WITH SHARED EQUIPMENT:

No Data



LEGEND

Vehicle Information

Inspection for DOT # being analyzed

Inspection for Different DOT #

Crash Information for specific VIN

INSPECTION DETAILS for ALL Inspections

PDF shows the first 100 Power Unit & Trailer VINs with most recent inspections using data from the last 4 years

POWER UNIT Inspections Section

VIN: 4V4NC9EH6MN262408				Unit: Truck Tractor	Year: 2021	Make: VOLVO	
DOT No: 3838423		Docket No: MC1394998		Name: MAAN TRANSLINE INC		Interstate: Yes	
Date	Unit License	Unit Lic State	Violation Unit	Violation Description	Severity	OOS	Citation
08/05/2024	ZP15568	CA	1	392.2RG - State vehicle registration or License Plate violation	0	No	
08/05/2024	ZP15568	CA	1	393.60C - Damaged or discolored windshield	1	No	
06/18/2024	ZP15568	CA	D	392.2SLIMPT - STATE/LOCAL LAWS - GENERAL IMPEDING TRAFFIC.	5	No	W000813
03/14/2024	ZP15568	CA	1	392.2AU - State Operating Authority Violation	0	Yes	00PX07G4
03/14/2024	ZP15568	CA	D	392.2LV - Lane Restriction violation	3	No	00PX07G4
DOT No: 439352		Docket No: MC191929		Name: ASCEND TRANSPORTATION LLC		Interstate: Yes	
Date	Unit License	Unit Lic State	Violation Unit	Violation Description	Severity	OOS	Citation
05/11/2023	M2630HY	TN	-	-	-	-	-
DOT No: 96609		Docket No: MC121649		Name: ASCEND LLC		Interstate: No	
Date	Unit License	Unit Lic State	Violation Unit	Violation Description	Severity	OOS	Citation
11/09/2021	M2630HY	TN	D	392.2LV - Lane Restriction violation	3	No	E04093336
10/07/2021	M2630HY	TN	-	-	-	-	-
07/07/2021	M2630HY	TN	-	-	-	-	-
01/11/2021	M2630HY	TN	-	-	-	-	-

TRAILER Inspections Section

VIN: 4V4NC9EH6MN262408				Unit: Truck Tractor	Year: 2021	Make: VOLVO	
DOT No: 3838423		Docket No: MC1394998		Name: MAAN TRANSLINE INC		Interstate: Yes	
Date	Unit License	Unit Lic State	Violation Unit	Violation Description	Severity	OOS	Citation
08/05/2024	ZP15568	CA	1	392.2RG - State vehicle registration or License Plate violation	0	No	
08/05/2024	ZP15568	CA	1	393.60C - Damaged or discolored windshield	1	No	
06/18/2024	ZP15568	CA	D	392.2SLIMPT - STATE/LOCAL LAWS - GENERAL IMPEDING TRAFFIC.	5	No	W000813
03/14/2024	ZP15568	CA	1	392.2AU - State Operating Authority Violation	0	Yes	00PX07G4
03/14/2024	ZP15568	CA	D	392.2LV - Lane Restriction violation	3	No	00PX07G4
DOT No: 439352		Docket No: MC191929		Name: ASCEND TRANSPORTATION LLC		Interstate: Yes	
Date	Unit License	Unit Lic State	Violation Unit	Violation Description	Severity	OOS	Citation
05/11/2023	M2630HY	TN	-	-	-	-	-
DOT No: 96609		Docket No: MC121649		Name: ASCEND LLC		Interstate: No	



Date	Unit License	Unit Lic State	Violation Unit	Violation Description	Severity	OOS	Citation
11/09/2021	M2630HY	TN	D	392.2LV - Lane Restriction violation	3	No	E04093336
10/07/2021	M2630HY	TN	-	-	-	-	-
07/07/2021	M2630HY	TN	-	-	-	-	-
01/11/2021	M2630HY	TN	-	-	-	-	-

Inspection Summary By Month (based on inspections from the last 4 years) [ToC](#)

Year-Month	Number of Inspections	Number of Power Units	Total Violations	Total OOS Inspections	Total Severity Points	Number of Crashes
2024-08	1	1	3	0	1	0
2024-06	1	1	1	0	5	0
2024-03	1	1	3	1	3	0

Note: The most recent month's counts may not include all the inspections for that month.

VIN Inspection Violation Details [ToC](#)

of VINs: 2 # of Insp: 4 Severity Weight: 10 Avg. Weight/VIN: 2.5 (based on inspections in the last 4 years, showing top 50 VINs inspected most recently)

VIN 1GRAA0624KW120013		# of Inspections: 1		Total Severity: 1		Percentage of Total: 10.00%		Avg. Weight Per Inspection: 1.0	
Inspection Date	Inspection ID	Inspection State	Location Description	Total Severity	# of Violations	Shipper Name	Inspection Level	Post Accident	Out of Service
08/05/2024	82319511	CA	DESERT HILLS IF	1	1	SPRECKELS SUGAR CO.	2	No	No
BASIC		Unit Type		Severity		Description		Out of Service	
Vehicle Maintenance		Semi Trailer		1		393.60C:Damaged or discolored windshield		No	
VIN 4V4NC9EH6MN262408		# of Inspections: 3		Total Severity: 9		Percentage of Total: 90.00%		Avg. Weight Per Inspection: 3.0	
Inspection Date	Inspection ID	Inspection State	Location Description	Total Severity	# of Violations	Shipper Name	Inspection Level	Post Accident	Out of Service
08/05/2024	82319511	CA	DESERT HILLS IF	1	2	SPRECKELS SUGAR CO.	2	No	No
BASIC		Unit Type		Severity		Description		Out of Service	
Vehicle Maintenance		Truck Tractor		1		393.60C:Damaged or discolored windshield		No	
		Truck Tractor		0		392.2RG:State vehicle registration or License Plate violat		No	
Inspection Date	Inspection ID	Inspection State	Location Description	Total Severity	# of Violations	Shipper Name	Inspection Level	Post Accident	Out of Service
06/18/2024	81910569	AR	MULBERRY AR	5	1	ALWAYS FRESH FARMS	3	No	No
BASIC		Unit Type		Severity		Description		Out of Service	
Unsafe Driving		Truck Tractor		5		392.2SLIMPT:STATE/LOCAL LAWS - GENERAL IMPEDING TRAFFIC.		No	
Inspection Date	Inspection ID	Inspection State	Location Description	Total Severity	# of Violations	Shipper Name	Inspection Level	Post Accident	Out of Service
03/14/2024	81120377	CA	I-5 NB NO VISTA DEL LAGO	3	2		3	No	Yes
BASIC		Unit Type		Severity		Description		Out of Service	
Unsafe Driving		Truck Tractor		3		392.2LV:Lane Restriction violation		No	
		Truck Tractor		0		392.2AU:State Operating Authority Violation		Yes	

Inspection History [ToC](#)

Inspection Date	Report Number	Report State	Plate Number	Plate State	Type	Severity Weight	Time Weight
08/05/2024	ND4O004581	CA	ZP15568	CA	Truck Tractor		3
4V4NC9EH6MN262408 - Power Unit - State/Local Laws Violation: 392.2RGState vehicle registration or License Plate violation						0	
4V4NC9EH6MN262408 - Power Unit - Vehicle Maintenance Violation: 393.60CDamaged or discolored windshield						1	
06/18/2024	7300000190	AR	ZP15568	CA	Truck Tractor		2
4V4NC9EH6MN262408 - Power Unit - Unsafe Driving Violation: 392.2SLIMPTSTATE/LOCAL LAWS - GENERAL IMPEDING TRAFFIC.						5	
03/14/2024	UFJT001719	CA	ZP15568	CA	Truck Tractor		2
4V4NC9EH6MN262408 - Power Unit - OOS State/Local Laws Violation: 392.2AUState Operating Authority Violation						0	
4V4NC9EH6MN262408 - Power Unit - Unsafe Driving Violation: 392.2LVLane Restriction violation						3	

Only the first 20 inspections are shown. See the live report for more data.



Carrier Software
1-800-646-5152
info@CarrierSoftware.com

CONFIDENTIAL - Intended for use by Amerigo Insurance Agency - Date:
1/14/2025

MAAN TRANSLINE INC - DOT# 3838423 / MC1394998