



Table of Contents

1. Overview	2. BASIC Scores History
3. BASIC Measures	4. KPI: BASIC Measures by Cargo Group
5. Estimated ISS Score	6. Investigation Results
7. Penalties History	8. Acute Critical Violations
9. Red Flag Violation Details	10. DOT Registration Information
11. DOT MCS-150 History	12. Crash Summary
13. Inspection Summary	14. KPI: Inspection Viol OOS Rates by Cargo Group
15. FHWA Registration Information	16. FHWA Insurance Information
17. FHWA Authorities	18. Severe Violations
19. Violation Report	20. Violation Summary
21. Violation Enforcement Chronology	22. Inspection Violations & OOS Counts
23. Radius Of Operation	24. Inspection & Crash Locations
25. Cargo Hot Spots	26. Inspection Violations & OOS Chronology
27. Percent of Insp & Crash by State	28. VIN Insp Summary by State
29. Violations By Unit Type	30. Inspection/Crash Map
31. Equipment Ownership	32. Equipment Details
33. Vehicle Age	34. States of Power Unit Registrations
35. Equipment Acquisitions	36. Driver Details
37. Shared VIN Summary	38. Shipper Table
39. Safety Summary	40. Safety Details
41. Crash Detail Color Coded PDF	42. Inspections with Shared Equipment
43. Inspection Tabular Details	44. Inspection Summary By Month
45. VIN Inspection Violation Details	46. Inspection History
47. Crash Hot Spots	48. DOT MCS-150 History Equipment and Driver Details
49. Chameleon	



Business Address

2036 GRAND CANAL BLVD APT 439
STOCKTON, CA
95207

Contact Info

(209)-889-6828
CMANJINDER33@GMAIL.COM,
CHAHAL22INC@GMAIL.COM

FHWA Address

2036 GRAND CANAL BLVD APT 439
STOCKTON,CA,95207
Phone:(209)-889-6828

Mailing Address

2036 GRAND CANAL BLVD APT 439
STOCKTON, CA
95207

Overview [ToC](#)

Operating Status: NOT AUTHORIZED *Please Note: NOT AUTHORIZED does not apply to Private or Intrastate operations.
2 other companies viewed this DOT in the past two months
Crash/PU ratio: 0.0%
Clean Inspection ratio: 100.0%

Estimated BASIC Scores (as of 4/24/2026)

	Unsafe Driving	Hours of Service	Driver Fitness	Controlled Sub. and Alcohol	Vehicle Maintenance	HM Compliance	Crash
Relative Scores	0% ○	0% ○	0% ○	0% ○	0% ○	0% ○	0% ○
Alert Status	No	No	No	No	No	No	No



Estimated Inspection Selection System (ISS) Score: 69
Category: Optional Inspect

* The Estimated ISS score is based on Insufficient Data Algorithm *

BASIC Scores History - Unsafe Driving [ToC](#)

There are no Scores for this BASIC

BASIC Scores History - Hours of Service [ToC](#)

There are no Scores for this BASIC

BASIC Scores History - Driver Fitness [ToC](#)

There are no Scores for this BASIC

BASIC Scores History - Controlled Substance [ToC](#)

There are no Scores for this BASIC



BASIC Scores History - Vehicle Maintenance ToC

There are no Scores for this BASIC

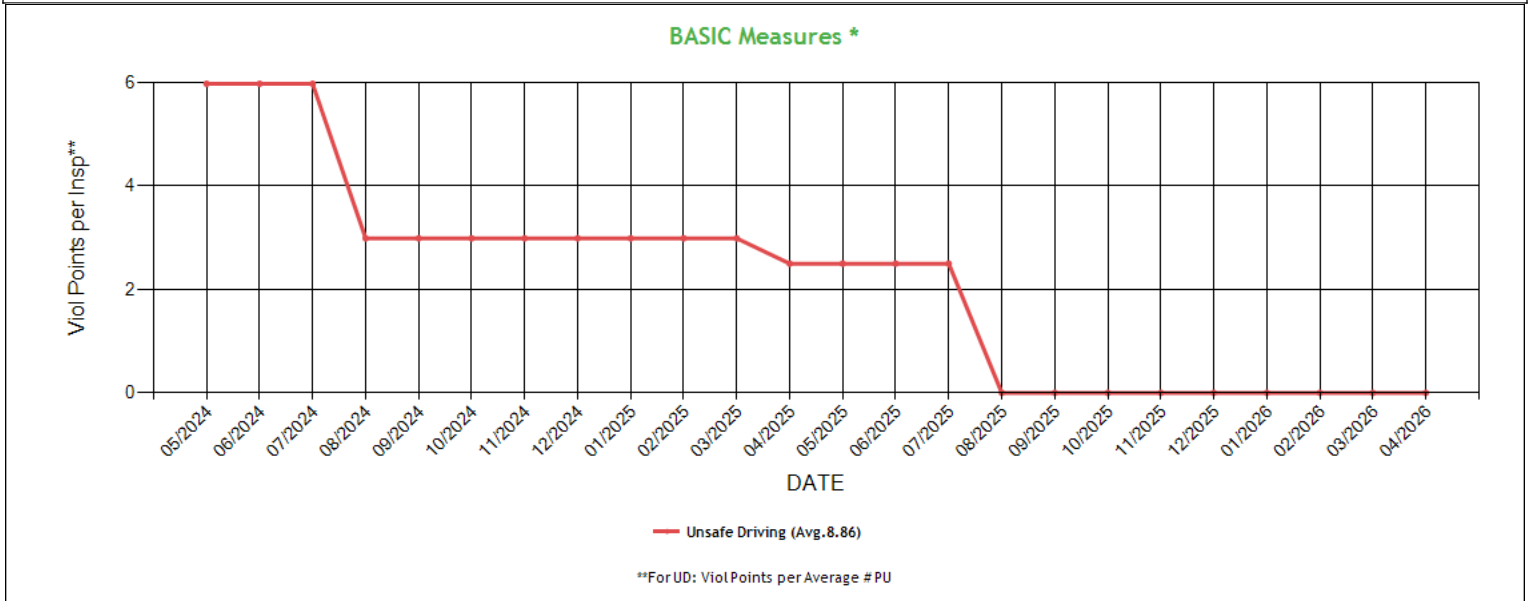
BASIC Scores History - Crash ToC

There are no Scores for this BASIC

BASIC Scores History - Hazmat ToC

There are no Scores for this BASIC

BASIC Measures: Violation Points per Inspection Trends ToC



* BASIC Measures are the absolute SMS scores that are compared within each Safety Event Group to determine the BASIC Score percentiles. Averages based on fleets with 1-5 power units.



BASIC Measures * - Table ToC

UD-Unsafe Driving, HOS-Hours of Service, DF-Driver Fitness, CS-Controlled Substances, VM-Vehicle Maintenance															
Date	UD Measure	UD AC	UD with Viol	HOS Measure	HOS AC	HOS with Viol	DF Measure	DF AC	DF with Viol	CS Measure	CS AC	CS with Viol	VM Measure	VM AC	VM with Viol
04/2026	0.00	N	0	0.00	N	0	0.00	N	0	0.00	N	0	0.00	N	0
03/2026	0.00	N	0	0.00	N	0	0.00	N	0	0.00	N	0	0.00	N	0
02/2026	0.00	N	0	0.00	N	0	0.00	N	0	0.00	N	0	0.00	N	0
01/2026	0.00	N	0	0.00	N	0	0.00	N	0	0.00	N	0	0.00	N	0
12/2025	0.00	N	0	0.00	N	0	0.00	N	0	0.00	N	0	0.00	N	0
11/2025	0.00	N	0	0.00	N	0	0.00	N	0	0.00	N	0	0.00	N	0
10/2025	0.00	N	0	0.00	N	0	0.00	N	0	0.00	N	0	0.00	N	0
09/2025	0.00	N	0	0.00	N	0	0.00	N	0	0.00	N	0	0.00	N	0
08/2025	0.00	N	0	0.00	N	0	0.00	N	0	0.00	N	0	0.00	N	0
07/2025	2.50	N	1	0.00	N	0	0.00	N	0	0.00	N	0	0.00	N	0
06/2025	2.50	N	1	0.00	N	0	0.00	N	0	0.00	N	0	0.00	N	0
05/2025	2.50	N	1	0.00	N	0	0.00	N	0	0.00	N	0	0.00	N	0
04/2025	2.50	N	1	0.00	N	0	0.00	N	0	0.00	N	0	0.00	N	0
03/2025	2.99	N	1	0.00	N	0	0.00	N	0	0.00	N	0	0.00	N	0
02/2025	2.99	N	1	0.00	N	0	0.00	N	0	0.00	N	0	0.00	N	0
01/2025	2.99	N	1	0.00	N	0	0.00	N	0	0.00	N	0	0.00	N	0
12/2024	2.99	N	1	0.00	N	0	0.00	N	0	0.00	N	0	0.00	N	0
11/2024	2.99	N	1	0.00	N	0	0.00	N	0	0.00	N	0	0.00	N	0
10/2024	2.99	N	1	0.00	N	0	0.00	N	0	0.00	N	0	0.00	N	0
09/2024	2.99	N	1	0.00	N	0	0.00	N	0	0.00	N	0	0.00	N	0
08/2024	2.99	N	1	0.00	N	0	0.00	N	0	0.00	N	0	0.00	N	0
07/2024	5.98	N	1	0.00	N	0	0.00	N	0	0.00	N	0	0.00	N	0
06/2024	5.98	N	1	0.00	N	0	0.00	N	0	0.00	N	0	0.00	N	0
05/2024	5.98	N	1	0.00	N	0	0.00	N	0	0.00	N	0	0.00	N	0
04/2024	5.98	N	1	0.00	N	0	0.00	N	0	0.00	N	0	0.00	N	0
03/2024	7.51	N	1	0.00	N	0	0.00	N	0	0.00	N	0	0.00	N	0
02/2024	7.51	N	1	0.00	N	0	0.00	N	0	0.00	N	0	0.00	N	0
01/2024	11.27	N	1	0.00	N	0	0.00	N	0	0.00	N	0	0.00	N	0
12/2023	11.27	N	1	0.00	N	0	0.00	N	0	0.00	N	0	0.00	N	0
11/2023	11.27	N	1	0.00	N	0	0.00	N	0	0.00	N	0	0.00	N	0
10/2023	11.27	N	1	0.00	N	0	0.00	N	0	0.00	N	0	0.00	N	0
09/2023	15.00	N	1	0.00	N	0	0.00	N	0	0.00	N	0	0.00	N	0
08/2023	15.00	N	1	0.00	N	0	0.00	N	0	0.00	N	0	0.00	N	0
07/2023	0.00	N	0	0.00	N	0	0.00	N	0	0.00	N	0	0.00	N	0
06/2023	0.00	N	0	0.00	N	0	0.00	N	0	0.00	N	0	0.00	N	0
05/2023	0.00	N	0	0.00	N	0	0.00	N	0	0.00	N	0	0.00	N	0
04/2023	0.00	N	0	0.00	N	0	0.00	N	0	0.00	N	0	0.00	N	0
03/2023	0.00	N	0	0.00	N	0	0.00	N	0	0.00	N	0	0.00	N	0
02/2023	0.00	N	0	0.00	N	0	0.00	N	0	0.00	N	0	0.00	N	0
01/2023	0.00	N	0	0.00	N	0	0.00	N	0	0.00	N	0	0.00	N	0
12/2022	0.00	N	0	0.00	N	0	0.00	N	0	0.00	N	0	0.00	N	0
11/2022	0.00	N	0	0.00	N	0	0.00	N	0	0.00	N	0	0.00	N	0
10/2022	0.00	N	0	0.00	N	0	0.00	N	0	0.00	N	0	0.00	N	0
09/2022	0.00	N	0	0.00	N	0	0.00	N	0	0.00	N	0	0.00	N	0
08/2022	0.00	N	0	0.00	N	0	0.00	N	0	0.00	N	0	0.00	N	0
07/2022	0.00	N	0	0.00	N	0	0.00	N	0	0.00	N	0	0.00	N	0
06/2022	0.00	N	0	0.00	N	0	0.00	N	0	0.00	N	0	0.00	N	0
05/2022	0.00	N	0	0.00	N	0	0.00	N	0	0.00	N	0	0.00	N	0
04/2022	0.00	N	0	0.00	N	0	0.00	N	0	0.00	N	0	0.00	N	0
03/2022	0.00	N	0	0.00	N	0	0.00	N	0	0.00	N	0	0.00	N	0

* BASIC Measures are the absolute SMS scores that are compared within each Safety Event Group to determine the BASIC Score percentiles.



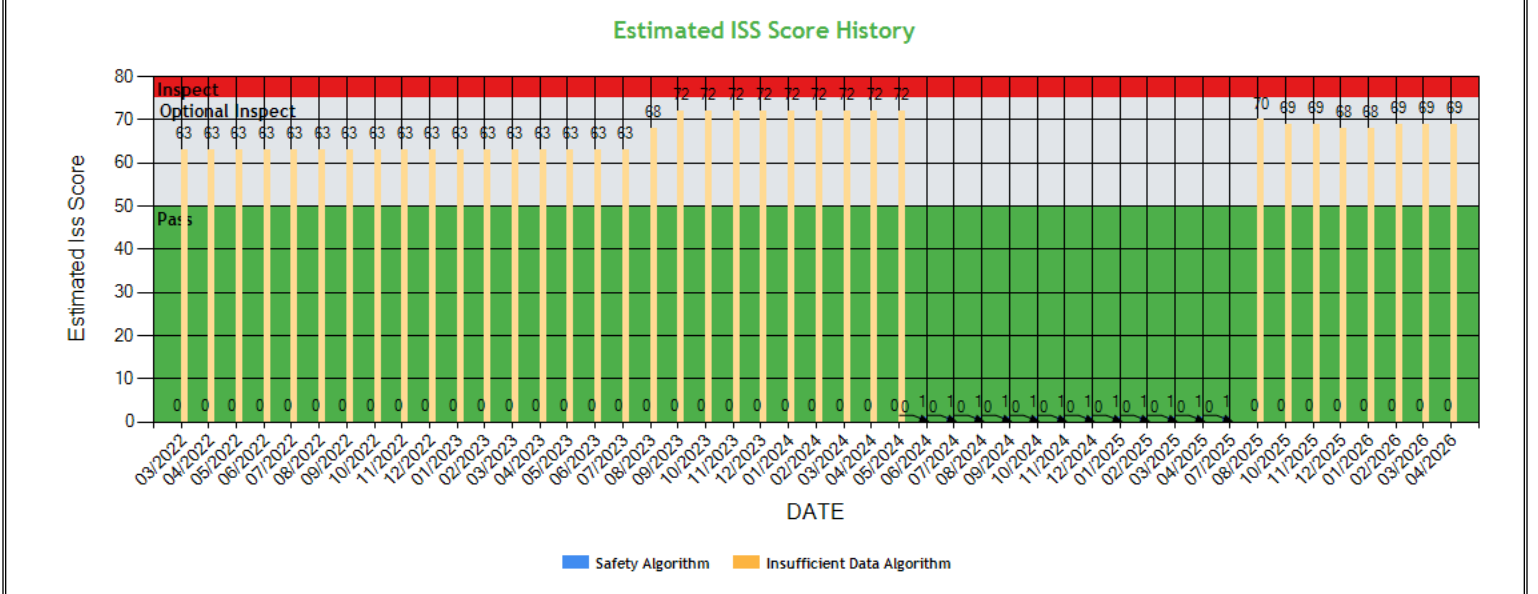
KPI: BASIC Measures by Fleet Size and Cargo Group ToC

Fleet Size: 1-5 PUs

Cargo Group (Companies)	Unsafe Driving		Hours of Service		Driver Fitness		Controlled Substance		Vehicle Maintenance		HM Compliance		Crash	
	Avg.	Comp. to Avg.	Avg.	Comp. to Avg.	Avg.	Comp. to Avg.	Avg.	Comp. to Avg.	Avg.	Comp. to Avg.	Avg.	Comp. to Avg.	Avg.	Comp. to Avg.
General Freight (482744)	0.75	Better	0.20	Better	0.22	Better	0.01	Better	1.89	Better	0.01	Better	0.06	Better
CHAHAL 22 INC	0.00		0.00		0.00		0.00		0.00		0.00		0.00	

Estimated ISS Score History - Chart ToC

[About the Inspection Selection System](#)





Estimated ISS Score History - Table ToC

Date	Estimated ISS Score	Recommendation	Algorithm
04/24/2026	69	Optional Inspect	Insufficient Data Algorithm
03/27/2026	69	Optional Inspect	Insufficient Data Algorithm
02/27/2026	69	Optional Inspect	Insufficient Data Algorithm
01/30/2026	68	Optional Inspect	Insufficient Data Algorithm
12/26/2025	68	Optional Inspect	Insufficient Data Algorithm
11/28/2025	69	Optional Inspect	Insufficient Data Algorithm
10/31/2025	69	Optional Inspect	Insufficient Data Algorithm
08/29/2025	70	Optional Inspect	Insufficient Data Algorithm
07/25/2025	1	Pass	Safety Algorithm
06/30/2025	1	Pass	Safety Algorithm
05/31/2025	1	Pass	Safety Algorithm
04/25/2025	1	Pass	Safety Algorithm
03/28/2025	1	Pass	Safety Algorithm
02/28/2025	1	Pass	Safety Algorithm
01/31/2025	1	Pass	Safety Algorithm
12/27/2024	1	Pass	Safety Algorithm
11/29/2024	1	Pass	Safety Algorithm
10/25/2024	1	Pass	Safety Algorithm
09/27/2024	1	Pass	Safety Algorithm
08/30/2024	1	Pass	Safety Algorithm
07/26/2024	1	Pass	Safety Algorithm
06/28/2024	1	Pass	Safety Algorithm
05/31/2024	72	Optional Inspect	Insufficient Data Algorithm
04/26/2024	72	Optional Inspect	Insufficient Data Algorithm
03/29/2024	72	Optional Inspect	Insufficient Data Algorithm
02/23/2024	72	Optional Inspect	Insufficient Data Algorithm
01/26/2024	72	Optional Inspect	Insufficient Data Algorithm
12/29/2023	72	Optional Inspect	Insufficient Data Algorithm
11/24/2023	72	Optional Inspect	Insufficient Data Algorithm
10/27/2023	72	Optional Inspect	Insufficient Data Algorithm
09/29/2023	72	Optional Inspect	Insufficient Data Algorithm
08/25/2023	68	Optional Inspect	Insufficient Data Algorithm
07/28/2023	63	Optional Inspect	Insufficient Data Algorithm
06/30/2023	63	Optional Inspect	Insufficient Data Algorithm
05/26/2023	63	Optional Inspect	Insufficient Data Algorithm
04/28/2023	63	Optional Inspect	Insufficient Data Algorithm
03/31/2023	63	Optional Inspect	Insufficient Data Algorithm
02/24/2023	63	Optional Inspect	Insufficient Data Algorithm
01/27/2023	63	Optional Inspect	Insufficient Data Algorithm
12/30/2022	63	Optional Inspect	Insufficient Data Algorithm
11/25/2022	63	Optional Inspect	Insufficient Data Algorithm
10/28/2022	63	Optional Inspect	Insufficient Data Algorithm
09/30/2022	63	Optional Inspect	Insufficient Data Algorithm
08/26/2022	63	Optional Inspect	Insufficient Data Algorithm
07/29/2022	63	Optional Inspect	Insufficient Data Algorithm
06/24/2022	63	Optional Inspect	Insufficient Data Algorithm
05/27/2022	63	Optional Inspect	Insufficient Data Algorithm
04/29/2022	63	Optional Inspect	Insufficient Data Algorithm
03/25/2022	63	Optional Inspect	Insufficient Data Algorithm

Investigation Results ToC

No Investigations reported on FMCSA website



Penalties History [ToC](#)

There is a problem with the Penalties data on FMCSA website.

Acute Critical Violations (Based on Investigations as per CSA Methodology Appendix A) [ToC](#)

No Data

No red flag violations in the last 24 months

DOT Registration Information: The following information on this specific DOT # is from the Federal DOT (as of Operating Authority)

DOT Registration: 03/15/2022		Total Power Units: 2	Total Trucks: 2	Total Trailers: 2	Total Passenger Vehicles: 0
Status	Entity Type	Organization Type	Nation	Total Cars	
A	C	-	US	0	
MCS-150 Date	Drivers / CDL Drivers	Op Codes	Shipper Op Codes	Shipper HazMat Op Codes	
08/24/2024	6* / 3	A			
MCS-150 Mileage (Year)	Latest Review Type	Latest Review Document Number (Date)	Record Update Date	Transports Hazmats	
58,960 (2022)		()	08/24/2024	N	
MCS-151 Mileage	DOT Census Date	Recordable Accident Rate	Preventable Accident Rate	Safety Rating (Date)	
0	03/15/2022	0%	0%	None (None)	
Classification Codes		Cargo Carried (per MCS-150)			
Authorized-For-Hire		General Freight, Beverages			

DOT MCS-150 History [ToC](#)

(as of 09/10/2024 DOT census)

Census Date	MCS-150 Date	MCS-150 Mileage	VMT Year	Power Units	Drivers	Trailers	Company Rep1	Company Rep2	Email
9/10/2024	8/24/2024	58960	2022	2	6	-	MANJINDER SINGH CHAHAL		CMANJINDER33@GMAIL.COM, CHAHAL22INC@GMAIL.COM
8/9/2023	7/17/2023	58960	2022	1	1	1	MANJINDER SINGH CHAHAL		CMANJINDER33@GMAIL.COM
11/9/2022	10/10/2022	101	2021	1	1	1	MANJINDER SINGH CHAHAL		CMANJINDER33@GMAIL.COM
4/9/2022	3/15/2022	0		1	1	0	MANJINDER SINGH CHAHAL		CMANJINDER33@GMAIL.COM

Crash Summary Chart [ToC](#) Crashes Summary - Chart (based on all available crash data)

No Data

Crashes Summary - Table (based on all available crash data) [ToC](#)

	TOTAL	Last 6 months	7-12 months	13-18 months	19-24 months	25-30 months	30-36 months	37-41 months	42-48 months	Over 49 months
Total Reportable	0	0	0	0	0	0	0	0	0	0
Fatalities	0	0	0	0	0	0	0	0	0	0
Injuries	0	0	0	0	0	0	0	0	0	0
Tow Away	0	0	0	0	0	0	0	0	0	0
With Citations	0	0	0	0	0	0	0	0	0	0
Federal Recordable	0	0	0	0	0	0	0	0	0	0
Preventable	0	0	0	0	0	0	0	0	0	0
Crash per Pwr Unit	-	0.0%	0.0%	0.0%	0.0%	0.0%	0.0%	0.0%	0.0%	-



Inspection Summary ToC

The following inspection information is based on results for 24 months prior to: 05/20/2026. Please note that the total inspections number is not necessarily the total of the vehicle, driver and hazmat inspections, as one inspection may have included any combination of the below inspections.

Overall	Vehicle	Driver	Hazmat
<p><i>(Please note that the total inspections number is not necessarily the total of the vehicle, driver and hazmat inspections, as one inspection may have included any combination of the below inspections)</i></p> <p>Total Inspections: 1 Total Out of Service: 0</p> <p>Out of Service: 0% National Average: 21.32% Difference: -21.32%</p>	<p>Total Inspections: 1 Total Out of Service: 0</p> <p>Out of Service: 0.00% National Average: 25.21% Difference: -25.21%</p>	<p>Total Inspections: 1 Total Out of Service: 0</p> <p>Out of Service: 0.00% National Average: 7.01% Difference: -7.01%</p>	<p>Total Inspections: 0 Total Out of Service: 0</p> <p>Out of Service: 0.00% National Average: 2.22% Difference: -2.22%</p>

KPI: Inspection Viol OOS Rates by Cargo Group ToC

Cargo Group	OVERALL		VEHICLE		DRIVER		HAZMAT	
	Average	Compared to Average	Average	Compared to Average	Average	Compared to Average	Average	Compared to Average
General Freight	29.87%	Better	25.53%	Better	13.86%	Better	0.18%	Better
CHAHAL 22 INC	0%		0%		0%		0%	

FHWA Registration Information: The following data on this Motor Carrier is from the Federal Hwy Administration (as of 7/22/2024)

Docket Number	DOT Number	Company Name	DBA Name	Address	City	State	Country	ZIP Code
MC1397671	3842220	CHAHAL 22 INC		2036 GRAND CANAL BLVD APT 439	STOCKTON	CA	US	95207
Phone Number	Fax Number	Mail Address	Mail City	Mail State	Mail Contry	Mail ZIP Code	Mail Phone Number	Mail Fax Number
(209)-889-6828								
Date of Last Change	Freight	Passenger	Household Goods	Active Authority	Pending Authority	Revocation Pending Authority		
7/22/2024	Y	N	N	/	/	/		

Insurance Required (as of 05/21/2026) ToC

Docket Number	Insurance Type	Insurance Required	Insurance on File
MC1397671	BIPD	\$750k	\$0k
MC1397671	Cargo	No	No
MC1397671	Bond	No	No

Active / Pending Insurance (as of 05/21/2026)

No Data



Insurance History (as of 05/21/2026)									
Docket Number	Form	Type	Insurance Carrier	Policy/Surety	Coverage From	Coverage To	Effective Date From	Effective Date To	
MC1397671	91X	BIPD/Primary	SECURITY NATIONAL INSURANCE CO.	SMC1813749	\$0k	\$750k	06/13/2023	11/27/2023	Cancelled
MC1397671	91X	BIPD/Primary	SECURITY NATIONAL INSURANCE CO.	SMC1813749	\$0k	\$750k	06/13/2023	11/03/2023	Cancelled
MC1397671	91X	BIPD/Primary	SECURITY NATIONAL INSURANCE CO.	SMC1813749	\$0k	\$750k	06/13/2023	06/13/2023	Replaced
MC1397671	91X	BIPD/Primary	INDEMNITY INSURANCE CO. OF NORTH AMERICA	MMT H25549090	\$0k	\$1000k	07/28/2022	12/15/2022	Cancelled

FHWA Authorities (as of 05/21/2026) ToC								
Docket#	L&I Name	Active Authority	Inactive Authority	Pending Authority	Revocation Pending Authority	Freight	Passenger	Household Goods
MC1397671	CHAHAL 22 INC		Common /			Yes	No	No

Authority History (as of 05/21/2026)				
Docket Number	Sub	Auth Type	Original Action	Disposition
MC1397671		COMMON	REINSTATED 6/22/2023 12:00:00 AM	REVOKED 12/4/2023 12:00:00 AM
MC1397671		COMMON	GRANTED 8/11/2022 12:00:00 AM	REVOKED 12/21/2022 12:00:00 AM

Severe Violations (i.e. those with >= 8 points) - Chart ToC
No Data

Severe Violations (i.e. those with >= 8 points) - Table
No Data

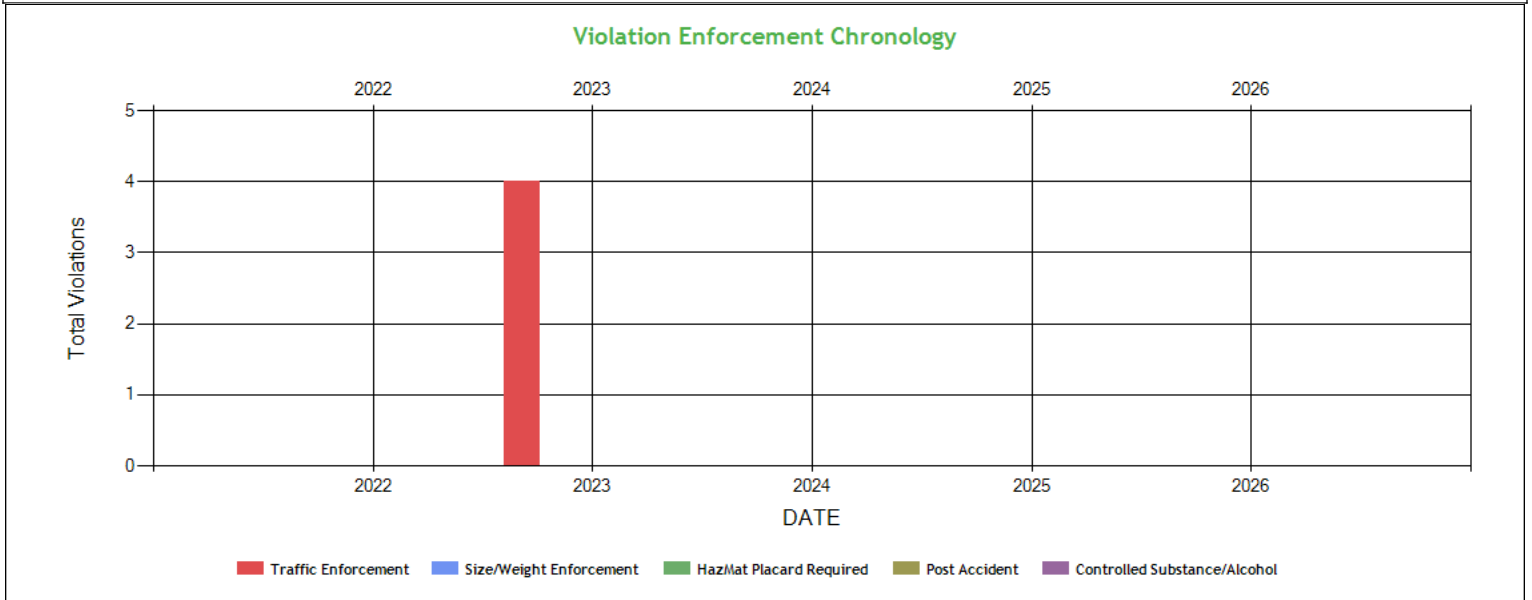
Violation Report ToC							
Inspection Date	Inspection State	BASIC	Violation Description	OOS	VIN	Severity Points	
08/09/2023	NV	-	392.2RG - State vehicle registration or License Plate violation	No	1GR1P0620PB444119 (T)	0	
08/09/2023	NV	Unsafe Driving	392.2C - Failure to obey traffic control device	No	3AKJHHRXKSKJ0303 (PU)	5	

No filters were applied when generating this report, see the live report for more options.

No data for Violation Summary



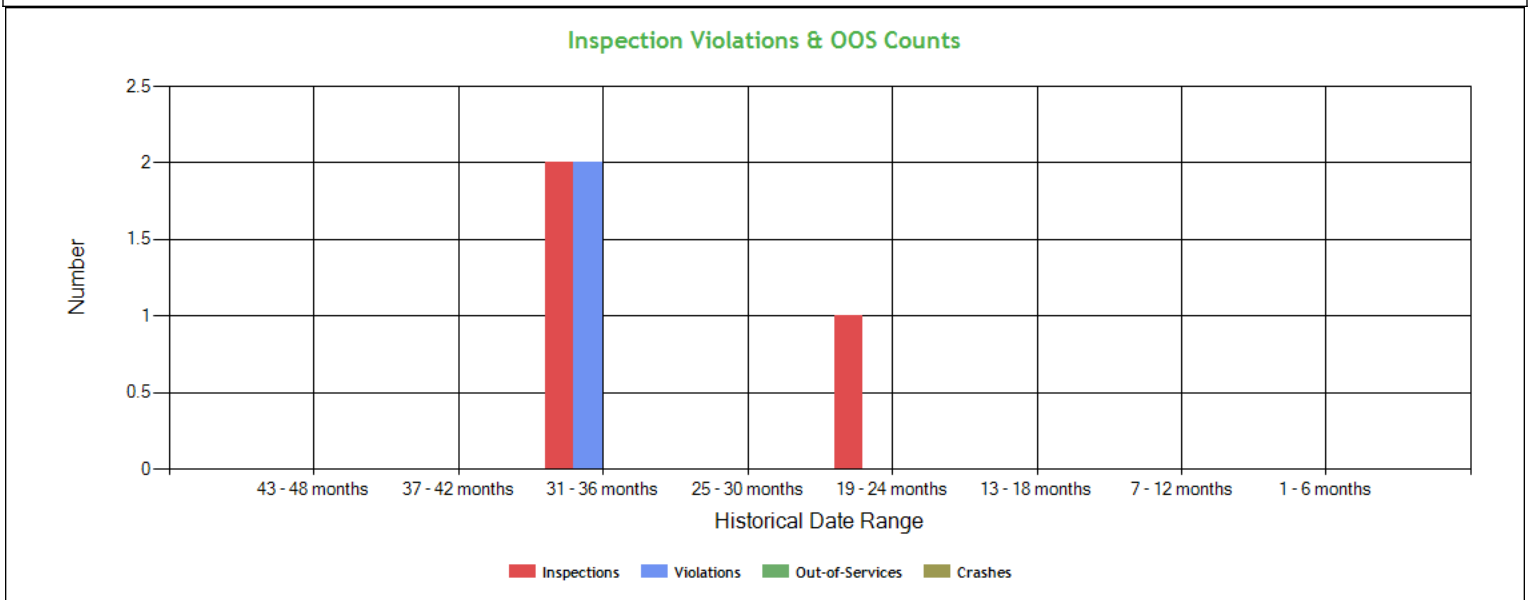
Violation Enforcement Chronology - Chart ToC



Violation Enforcement Chronology - Table ToC

	2022	2023	2024	2025	2026
Traffic Enforcement	0	4	0	0	0
Size/Weight Enforcement	0	0	0	0	0
HazMat Placard Required	0	0	0	0	0
Post Accident	0	0	0	0	0
Controlled Substance/Alcohol	0	0	0	0	0

Inspection Violations & OOS Counts - Chart ToC



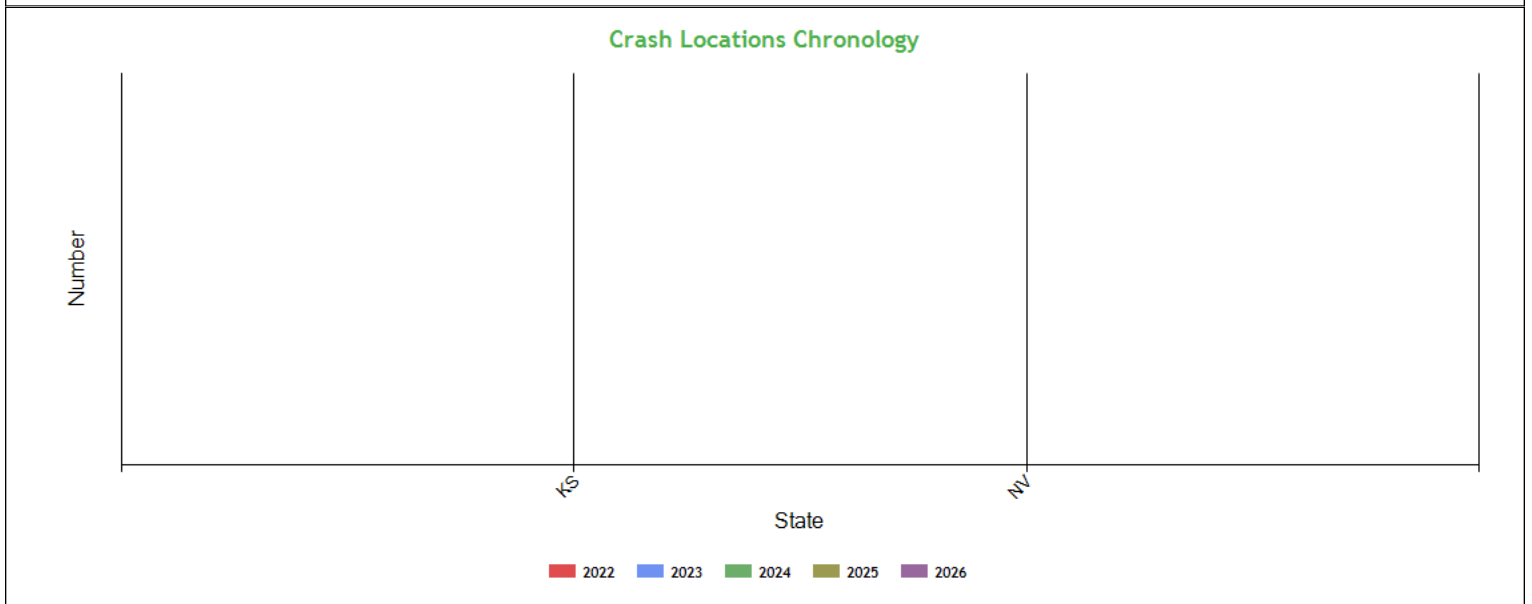
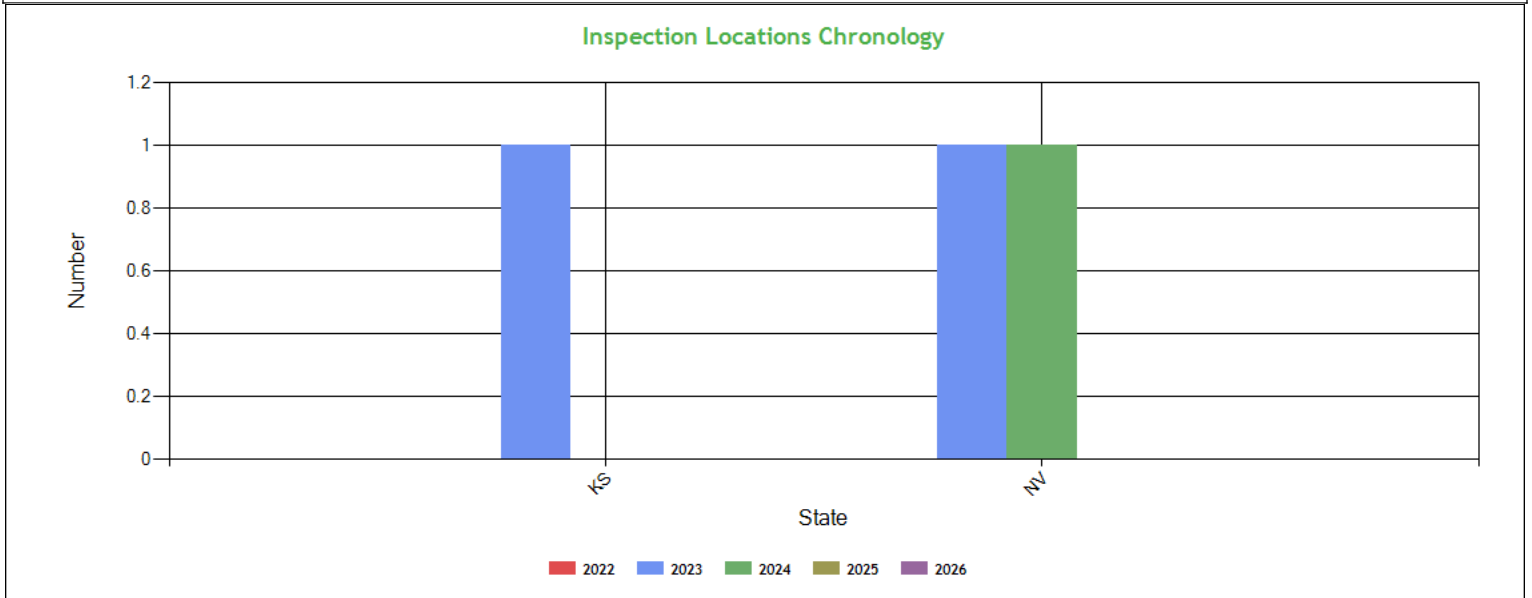


Inspection Violations & OOS Counts - Table ToC				
Date Range	Inspections	Violations	Out-of-Services	Crashes
TOTAL	3	2	0	0
1 - 6 months	0	0	0	0
7 - 12 months	0	0	0	0
13 - 18 months	0	0	0	0
19 - 24 months	1	0	0	0
25 - 30 months	0	0	0	0
31 - 36 months	2	2	0	0
37 - 42 months	0	0	0	0
43 - 48 months	0	0	0	0

Radius of Operation (based on Inspections and Crashes during the past 3 years) ToC								
	Total	Drive between 0 and 50 miles radius	Drive between 51 and 200 miles radius	Drive between 201 and 300 miles radius	Drive between 301 and 400 miles radius	Drive between 401 and 500 miles radius	Drive between 501 and 600 miles radius	Drive beyond 600 miles radius
Power Units (i.e. unique VINs)	2	0	0	0	1	0	0	1
Percent	100%	0%	0%	0%	50%	0%	0%	50%



Inspection & Crash Locations - Chart ToC



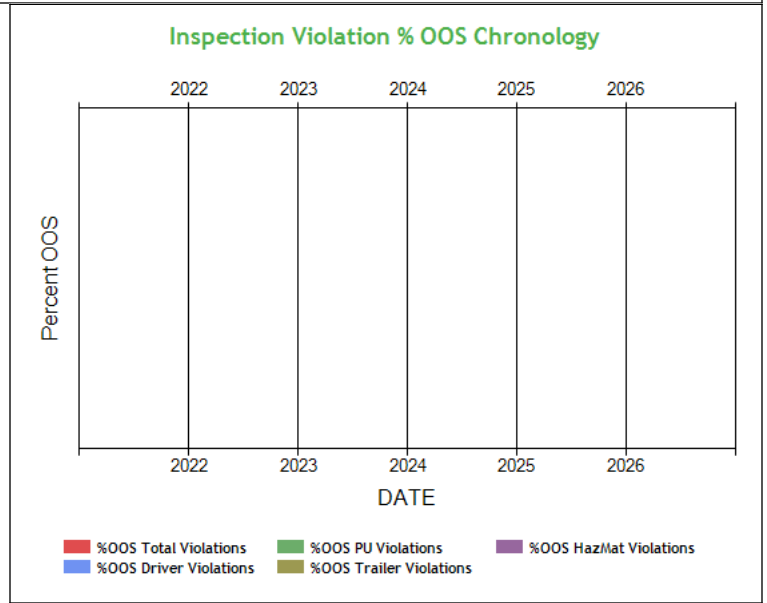
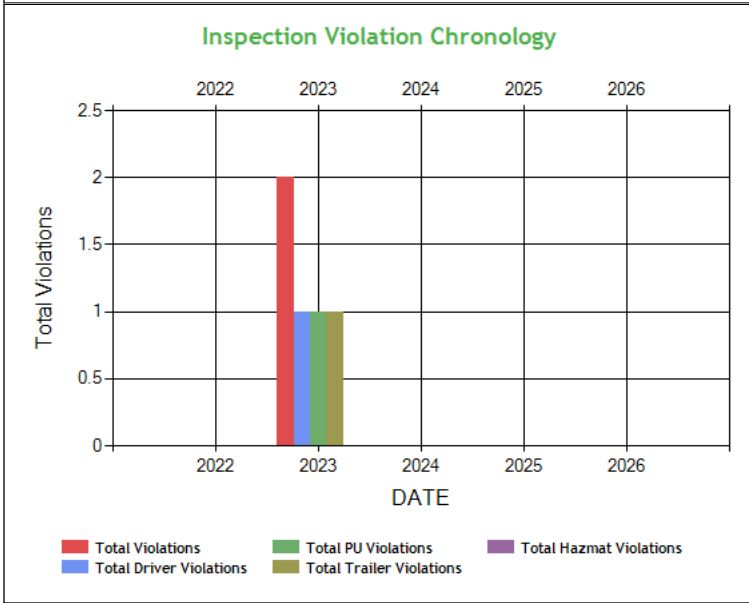
Inspection & Crash Locations - Table ToC

State	Inspections					Violations					Out-of-Services					Crashes				
	2022	2023	2024	2025	2026	2022	2023	2024	2025	2026	2022	2023	2024	2025	2026	2022	2023	2024	2025	2026
TOTAL	0	2	1	0	0	0	2	0	0	0	0	0	0	0	0	0	0	0	0	0
KS	0	1	0	0	0	0	0	0	0	0	0	0	0	0	0	0	0	0	0	0
NV	0	1	1	0	0	0	2	0	0	0	0	0	0	0	0	0	0	0	0	0

No hot spot data in the last 12 months



Inspection Violation % OOS Chronology - Chart ToC

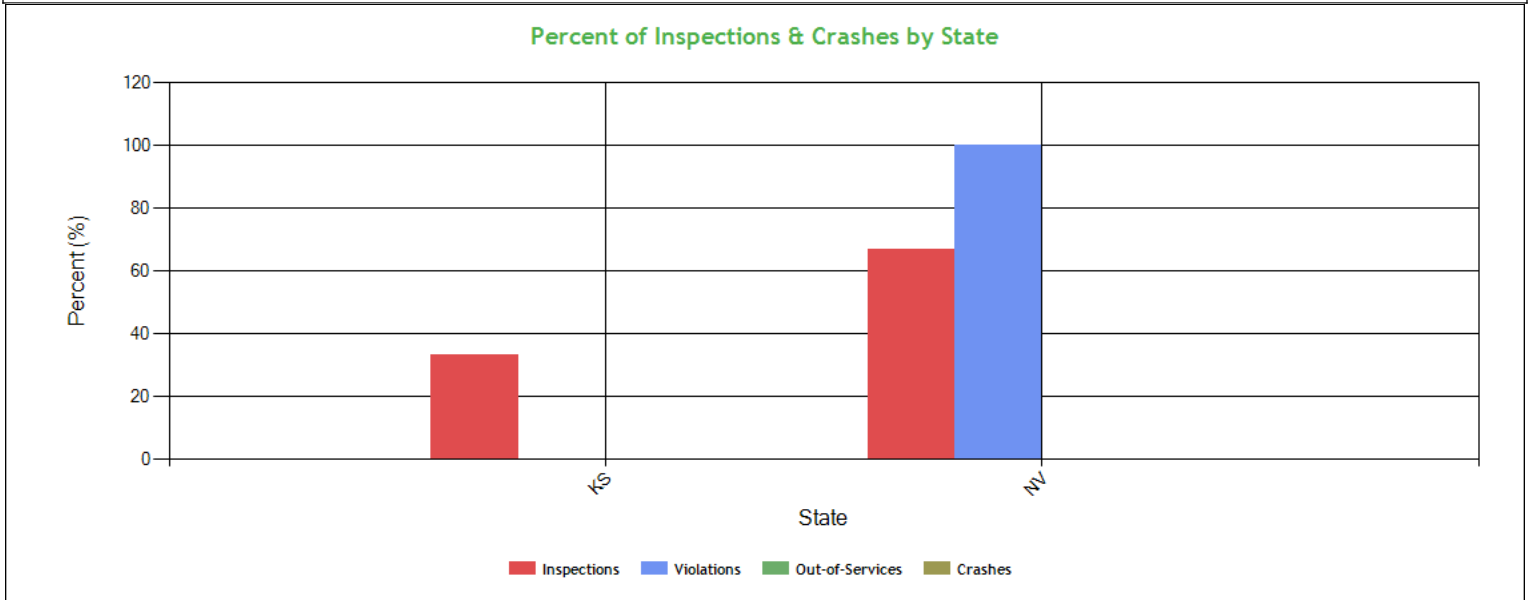


Inspection Violation % OOS Chronology - Table ToC

	2022	2023	2024	2025	2026
Total Violations	0	2	0	0	0
Total Out Of Services	0	0	0	0	0
%OOS Total Violations	0	0	0	0	0
Total Driver Violations	0	1	0	0	0
Total Driver Out Of Services	0	0	0	0	0
%OOS Driver Violations	0	0	0	0	0
Total PU Violations	0	1	0	0	0
Total PU Out Of Services	0	0	0	0	0
%OOS PU Violations	0	0	0	0	0
Total Trailer Violations	0	1	0	0	0
Total Trailer Out Of Services	0	0	0	0	0
%OOS Trailer Violations	0	0	0	0	0
Total Hazmat Violations	0	0	0	0	0
Total Hazmat Out Of Services	0	0	0	0	0
%OOS HazMat Violations	0	0	0	0	0



Percent of Insp & Crash by State - Chart [ToC](#)



Percent of Insp & Crash by State - Table (based on Inspection data from the last 4 years) [ToC](#)

State	Inspections		Violations		Out-of-Services		Crashes	
	Total	Percent	Total	Percent	Total	Percent	Total	Percent
	3	100	2	100	0	100	0	100
KS	1	33.3	0	0	0	0	0	0
NV	2	66.7	2	100	0	0	0	0

VIN Insp Summary by State (based on inspection from the last 2 years) [ToC](#)

VIN	Insp	Viol Pts	Counts in each State			
			NV		KS	
			Insp	Viol Pts	Insp	Viol Pts
TOTALS	8/10*	3/5**	2	5	1	0
1GR1P0620PB444119	2	0	1	0	1	0
3AKJHHDRXKSKJ0303	2	5	2	5	0	0
1UYVS2539HG804624	1	0	1	0	0	0
3AKJGLDR1GSGV5853	1	0	0	0	1	0

*<Total number of inspections for these 4 VIN(s)>/n<Total number of inspections for these 2 state(s)>

**<Total severity sum for these 4 VIN(s)>/n<Total severity sum for these 2 state(s)>

Violations By Unit Type [ToC](#)

of Violations: 0 Total Severity: 0



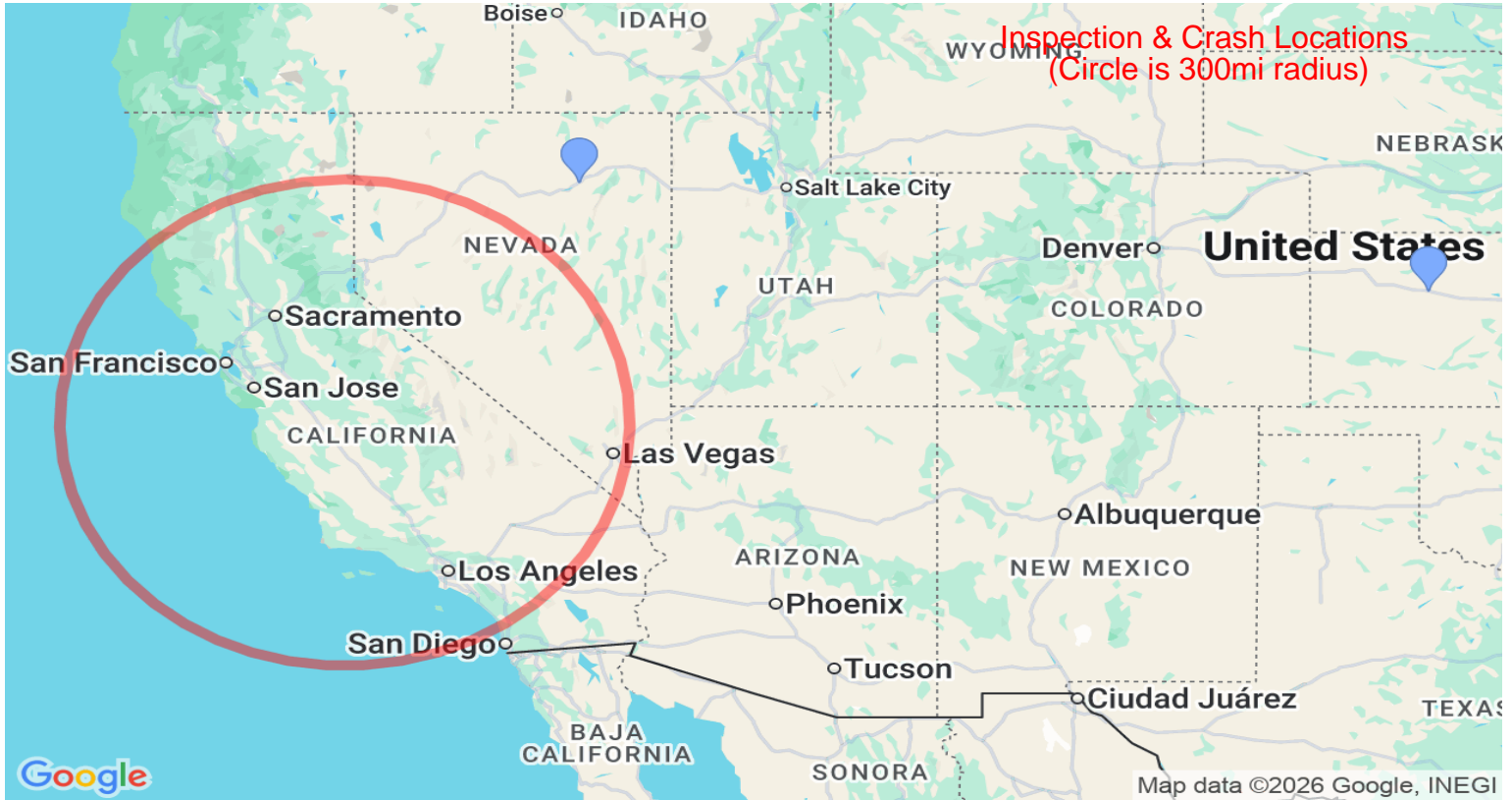
INSPECTION/CRASH MAP ToC

PU Inspection

Trailer Inspection

OOS Inspection

Crash



Equipment Ownership ToC Equipment Ownership (based on MCS-150 dated 8/24/2024)					
	Trucks	Tractors	Trailers	Motor Coaches	Vans
Owned	0	2	0	0	0
Term Leased	0	0	2	0	0
Trip Leased	0	0	0	0	0
Total No.	0	2	2	0	0

Equipment Details Power Units ToC									
VIN	Latest Insp Date	Year	Make	Model	Body Class	Body Type	Axles	Len	Fuel Type
3AKJHHDRXKS KJ0303	06/06/2024	2019	FREIGHTLINER	New Cascadia 126" Sleepercab	Truck-Tractor	-	-	-	Diesel
3AKJGLDR1GS GV5853	08/31/2023	2016	FREIGHTLINER	Cascadia	Truck-Tractor	-	-	-	Diesel

Equipment Details Trailers									
VIN	Latest Insp Date	Year	Make	Model	Body Class	Body Type	Axles	Len	Fuel Type



1UYVS2539HG8 04624	06/06/2024	2017	UTILITY TRAILER MANUFACTURER	Utility Trailer Manufacturer	Trailer	Van Trailer	2	53	-
1GR1P0620PB4 44119	08/31/2023	2023	GREAT DANE TRAILERS	Great Dane Trailers	Trailer	-	2	53	Not Applicable

Vehicle Age ToC				
Year	# Power Units	PU Percentage	# Trailers	Trailres Percentage
2019	1	100.00%	0	0.00%
2017	0	0.00%	1	100.00%

Based on 24 months of inspection data, see the live report for more options

States of Power Unit Registrations ToC		
State	KS	NV
Number of Power Units	1	1

Equipment Acquisitions - Table ToC						
	Power Units inspected for 1st time in past 12 months	Power Units inspected for 1st time in past 24 months	Power Units inspected during entire date range	Trailers inspected for 1st time in past 12 months	Trailers inspected for 1st time in past 24 months	Trailers inspected during entire date range
Unique VINs	0	0	2	0	1	1
Unique License Plates	0	0	2	0	1	1
License Plate States	0	0	1	0	1	1

Driver Details ToC Driver Details (based on MCS-150 dated 8/24/2024)			
	Within 100 mi	Beyond 100 mi	TOTAL
# Drivers Interstate	3	3	6
# Drivers Intrastate	0	0	0
TOTAL	3	3	/

Avg. # Trip Lease Drivers/Mo: 0 # Drivers Grand Total: 6 # Drivers Commercially Licensed: 3

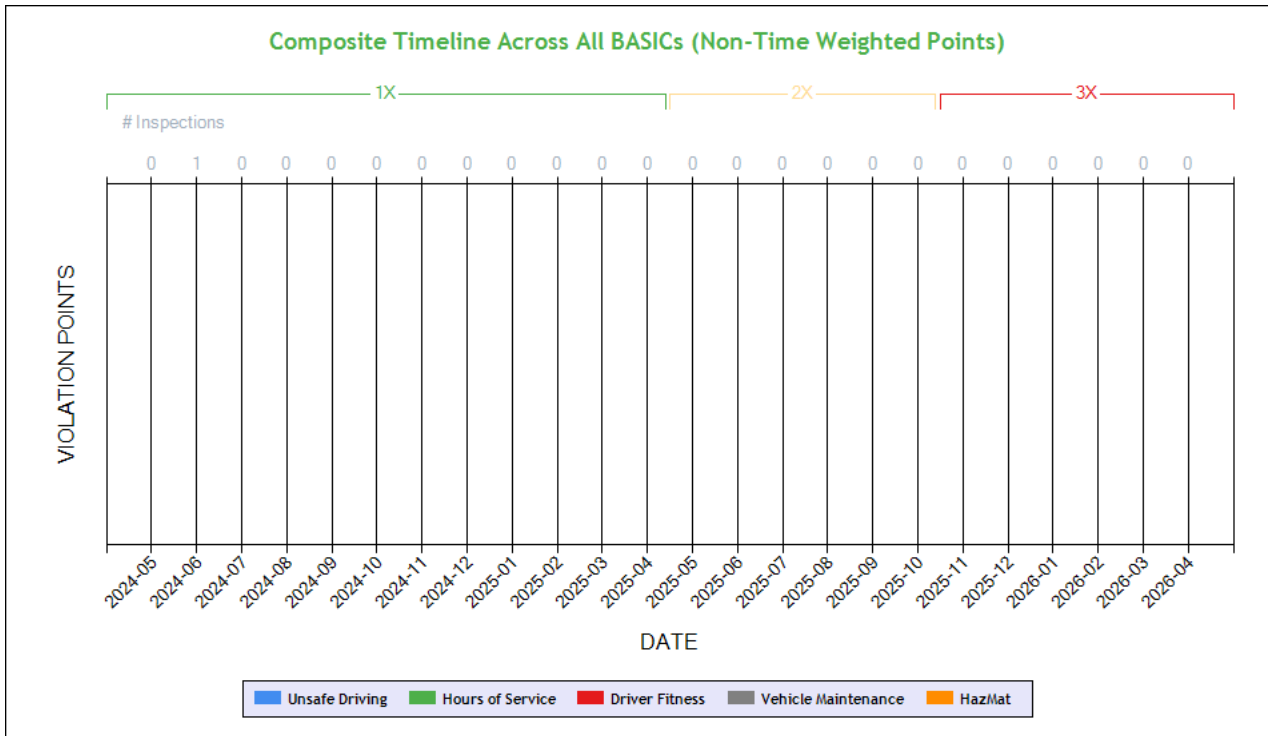
Shared VIN Summary ToC
No Data

SHIPPERS DETAIL ToC based on Inspection results for the last 4 years

Shipper Name	Number of Inspections	Shipper Name	Number of Inspections
No Shipper listed	1	GROUND COVER IND	1
SENECA FOODS	1		



Carrier Underwriting Report Safety Summary ToC



Time-Weighted Violation Points - no data available to draw a chart

Time-Weighted Violation Points by Vehicle - no data available to draw a chart

See the Excel file for the complete analysis

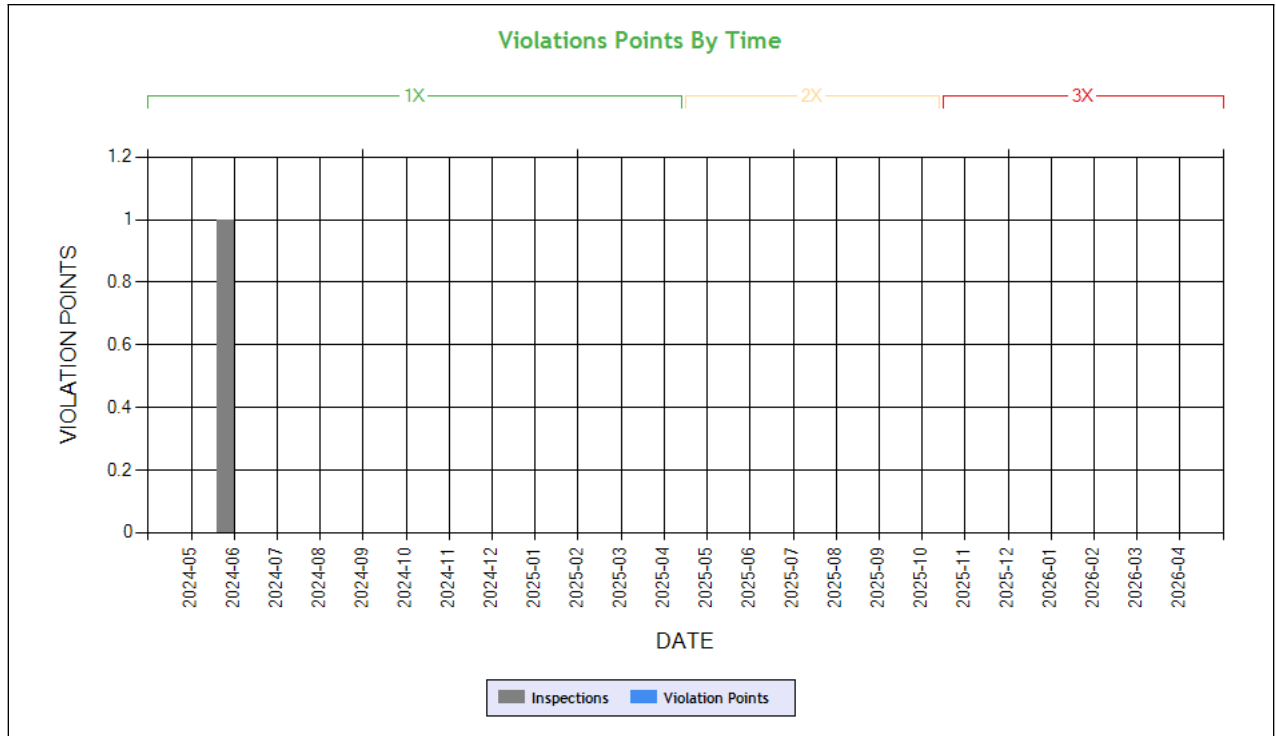
Violations is in (1-6/7-12/13-24mo)

Shaded = Out Of Service Violation		
Violation Group		
Violation Description	Total Time-weighted Points by VIN	% of Total Time-weighted Points by VIN
Driver Resp		
Total Time-weighted Points		
% Total Time-Wt Pts		



SAFETY ANALYSIS ToC

Unsafe Driving



Time-Weighted Violation Points - no data available to draw a chart

Time-Weighted Severity Points by Vehicle - no data available to draw a chart

See the Excel file for the complete analysis

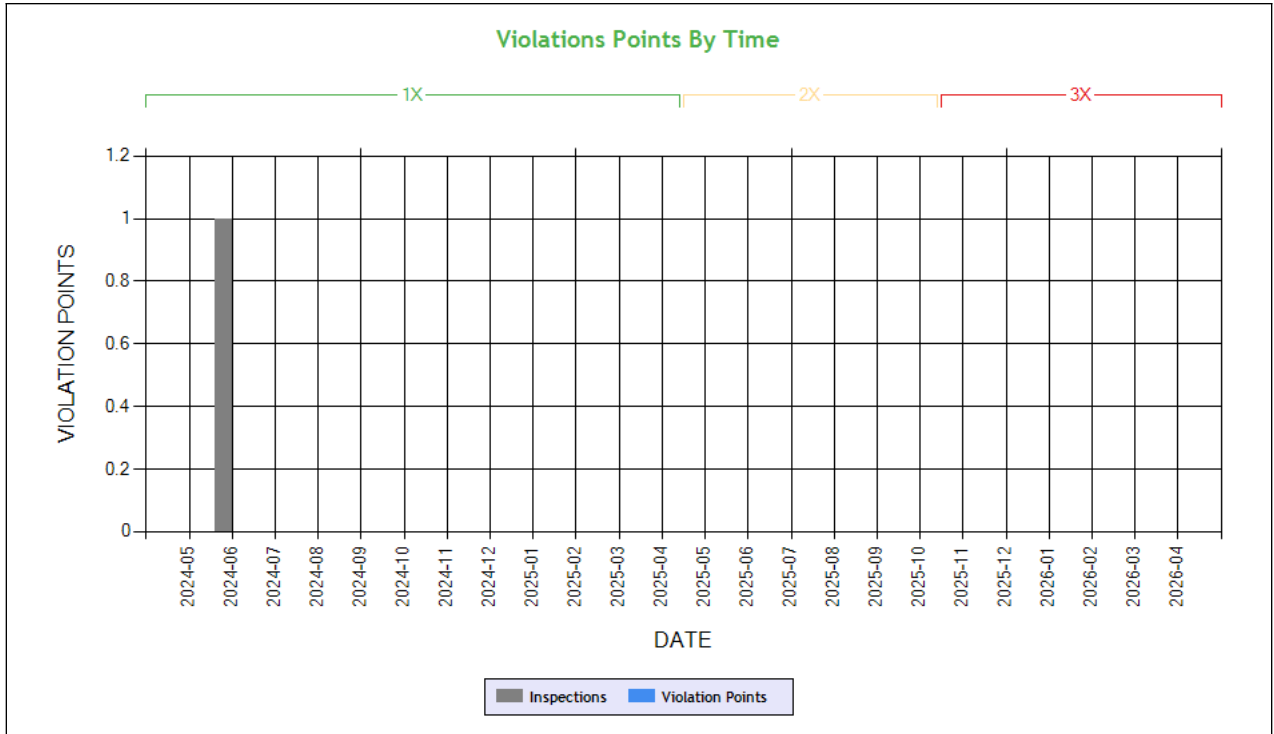
Violations is in (1-6/7-12/13-24mo)

Shaded = Out Of Service Violation		
Violation Group		
Violation Description	Total Time-weighted Points by VIN	% of Total Time-weighted Points by VIN
Driver Resp		
Total Time-weighted Points		
% Total Time-Wt Pts		

HOS Compliance

Time-Weighted Violation Points - no data available to draw a chart

Time-Weighted Severity Points by Vehicle - no data available to draw a chart



Carrier Software
 1-800-646-5152
 info@CarrierSoftware.com

CONFIDENTIAL - Intended for use by Amerigo Insurance Agency - Date: 5/21/2026

CHAHAL 22 INC - DOT# 3842220 / MC1397671

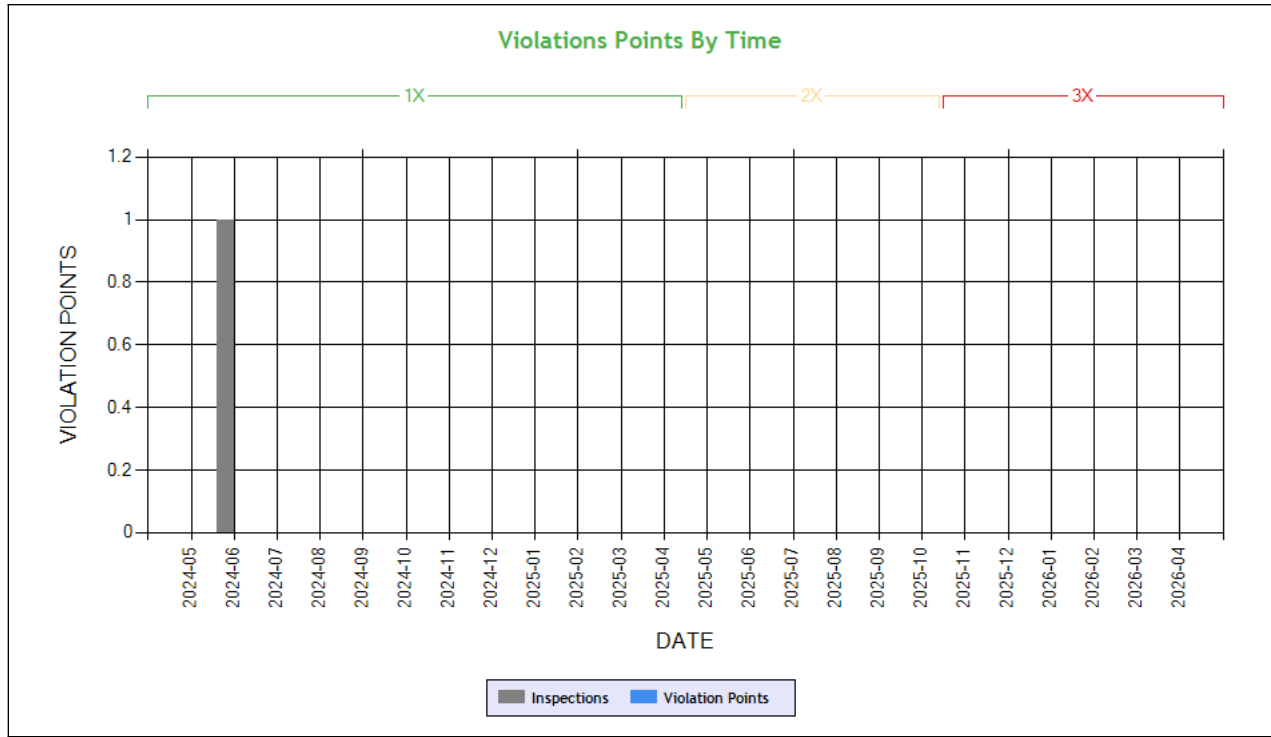
See the Excel file for the complete analysis

Violations is in (1-6/7-12/13-24mo)

Shaded = Out Of Service Violation		
Violation Group		
Violation Description	Total Time-weighted Points by VIN	% of Total Time-weighted Points by VIN
Driver Resp		
Total Time-weighted Points		
% Total Time-Wt Pts		



Driver Fitness



Time-Weighted Violation Points - no data available to draw a chart

Time-Weighted Severity Points by Vehicle - no data available to draw a chart

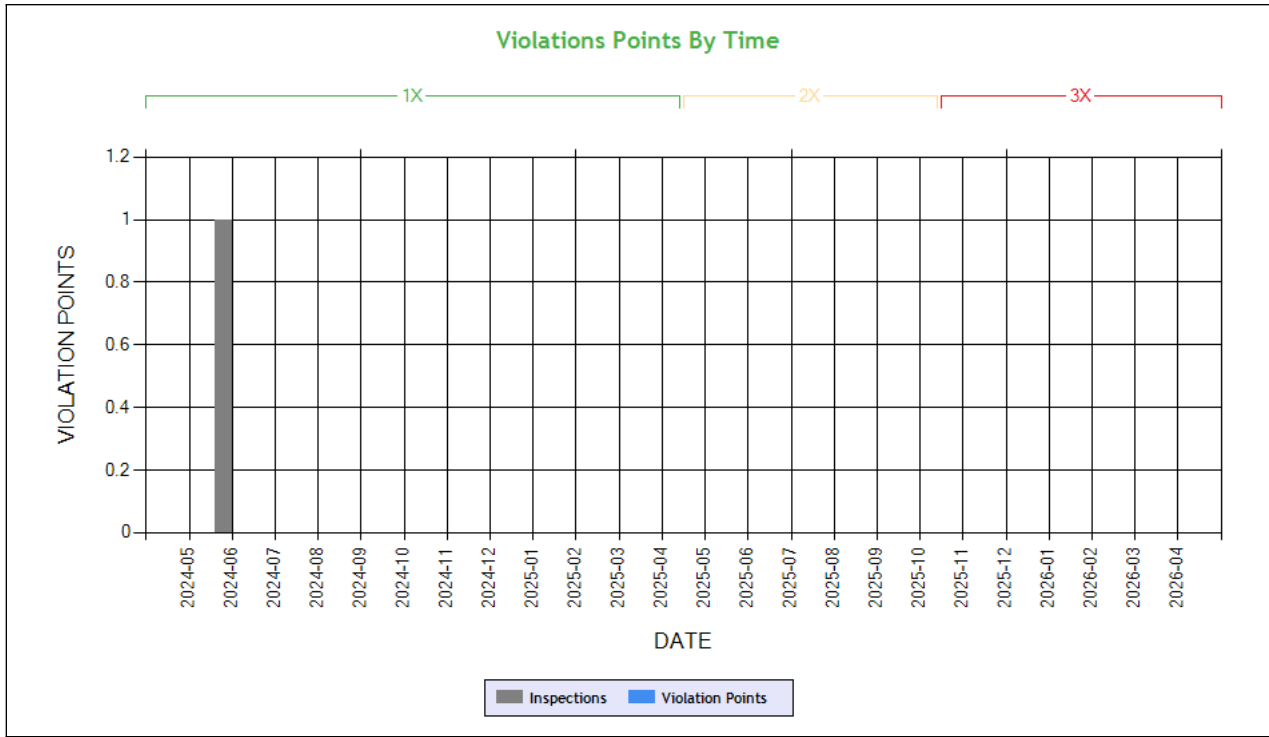
See the Excel file for the complete analysis

Violations is in (1-6/7-12/13-24mo)

Shaded = Out Of Service Violation		
Violation Group		
Violation Description	Total Time-weighted Points by VIN	% of Total Time-weighted Points by VIN
Driver Resp		
Total Time-weighted Points		
% Total Time-Wt Pts		



Vehicle Maintenance



Time-Weighted Violation Points - no data available to draw a chart

Time-Weighted Severity Points by Vehicle - no data available to draw a chart

See the Excel file for the complete analysis

Violations is in (1-6/7-12/13-24mo)

Shaded = Out Of Service Violation		
Violation Group		
Violation Description	Total Time-weighted Points by VIN	% of Total Time-weighted Points by VIN
Driver Resp		
Total Time-weighted Points		
% Total Time-Wt Pts		

COLOR CODED CRASH TABLE ToC

No crashes have been reported by the DOT on this Motor Carrier

Inspections with Shared Equipment ToC
Something went wrong while generating Inspections with Shared Equipment



LEGEND
Vehicle Information
Inspection for DOT # being analyzed
Inspection for Different DOT #
Crash Information for specific VIN

INSPECTION DETAILS for ALL Inspections

PDF shows the first 100 Power Unit & Trailer VINs with most recent inspections using data from the last 4 years

POWER UNIT Inspections Section

VIN: 3AKJHHRXKSKJ0303	Unit: Truck Tractor	Year: 2019	Make: FREIGHTLINER
------------------------------	----------------------------	-------------------	---------------------------

Crash Report No.	DOT	Date	State	Fatalities	Injuries	Tow Away	Vehicles Involved
NV0260500144	4112476	05/03/2026	NV	0	0	Yes	1

DOT No: 4112476	Docket No: MC1571059	Name: DILNOOR TRANSPORT	Interstate: Yes
------------------------	-----------------------------	--------------------------------	------------------------

Date	Unit License	Unit Lic State	Violation Unit	Violation Description	Severity	OOS	Citation
12/28/2025	ZP56294	CA	-	-	-	-	-
09/26/2025	ZP56294	CA	1	393.95A4EEUS - EMERGENCY EQUIPMENT - FIRE EXTINGUISHERS - UNSECURED.	2	No	
09/26/2025	ZP56294	CA	1	393.9AHLH - LIGHTING - HEADLAMP(S) FAIL TO OPERATE ON LOW AND HIGH BEAM.	6	No	
09/26/2025	ZP56294	CA	1	393.95F - No / insufficient warning devices	2	No	
09/26/2025	ZP56294	CA	1	393.9ALTSIR - LIGHTING - TURN SIGNAL -ANY INOPERATIVE ON A UNIT THAT IS NOT THE REARMOST UNIT.	6	No	
09/26/2025	ZP56294	CA	1	393.67C7VF - FUEL - MISSING/IMPROPER FILLER CAP.	1	No	
09/26/2025	ZP56294	CA	1	396.3A1F - FUEL - DRIPPING LEAK.	3	Yes	
09/26/2025	ZP56294	CA	D	395.32BELDDFR - HOS (ELD) - DRIVER FAILED TO REVIEW ANY UNASSIGNED DRIVING TIME WHEN PROMPTED BY THE ELD	5	No	
09/26/2025	ZP56294	CA	D	392.2SLL - State/Local Laws -	7	No	
09/26/2025	ZP56294	CA	1	393.9ALSLI - LIGHTING - STOP LAMPS - ANY INOPERATIVE.	6	No	

DOT No: 3842220	Docket No: MC1397671	Name: CHAHAL 22 INC	Interstate: Yes
------------------------	-----------------------------	----------------------------	------------------------

Date	Unit License	Unit Lic State	Violation Unit	Violation Description	Severity	OOS	Citation
06/06/2024	YP93678	CA	-	-	-	-	-
08/09/2023	YP93678	CA	D	392.2C - Failure to obey traffic control device	5	No	X03064907

DOT No: 54283	Docket No: MC136818	Name: SWIFT TRANSPORTATION CO OF ARIZONA LLC	Interstate: Yes
----------------------	----------------------------	---	------------------------

Date	Unit License	Unit Lic State	Violation Unit	Violation Description	Severity	OOS	Citation
10/30/2022	2531211	IN	D	392.2SLEWA1 - State/Local Laws - Excessive Weight - 1-2500 Lbs Over On An Axle/Axle Groups.	0	No	C224001692
12/05/2020	2531211	IN	1	393.75A3 - Tire -flat and/or audible air leak	8	Yes	
11/15/2020	2531211	IN	D	392.2DIM - Dimension Violation (Width / Height / Length)	0	No	WARNING

VIN: 3AKJGLDR1GSGV5853	Unit: Truck Tractor	Year: 2016	Make: FREIGHTLINER
-------------------------------	----------------------------	-------------------	---------------------------

Crash Report No.	DOT	Date	State	Fatalities	Injuries	Tow Away	Vehicles Involved
OR2017430355	236361	11/04/2017	OR	0	0	Yes	2
NV0170101680	236361	01/16/2017	NV	0	1	Yes	2

DOT No: 4209165	Docket No: FF63631	Name: SPEED TRUCKING INC	Interstate: Yes
------------------------	---------------------------	---------------------------------	------------------------

Date	Unit License	Unit Lic State	Violation Unit	Violation Description	Severity	OOS	Citation
12/16/2025	ZP64374	CA	-	-	-	-	-
10/09/2025	ZP64374	CA	-	-	-	-	-

DOT No: 3842220	Docket No: MC1397671	Name: CHAHAL 22 INC	Interstate: Yes
------------------------	-----------------------------	----------------------------	------------------------



Date	Unit License	Unit Lic State	Violation Unit	Violation Description	Severity	OOS	Citation
08/31/2023	YP60082	CA	-	-	-	-	-
DOT No: 2454782		Docket No: MC847643		Name: LIONS XPRESS INC		Interstate: Yes	
Date	Unit License	Unit Lic State	Violation Unit	Violation Description	Severity	OOS	Citation
06/25/2020	XP79821	CA	-	-	-	-	-
DOT No: 236361		Docket No: MC150084		Name: PRIDE TRANSPORT INC		Interstate: Yes	
Date	Unit License	Unit Lic State	Violation Unit	Violation Description	Severity	OOS	Citation
09/26/2019	Z044273	UT	-	-	-	-	-
01/31/2018	2044273	UT	-	-	-	-	-
10/12/2017	Z044273	UT	-	-	-	-	-
12/31/2016	Z044273	UT	-	-	-	-	-
08/30/2016	Z044273	UT	-	-	-	-	-

TRAILER Inspections Section

VIN: 3AKJHHRXKSKJ0303 Unit: Truck Tractor Year: 2019 Make: FREIGHTLINER

Crash Report No.	DOT	Date	State	Fatalities	Injuries	Tow Away	Vehicles Involved
NV0260500144	4112476	05/03/2026	NV	0	0	Yes	1

DOT No: 4112476 Docket No: MC1571059 Name: DILNOOR TRANSPORT Interstate: Yes

Date	Unit License	Unit Lic State	Violation Unit	Violation Description	Severity	OOS	Citation
12/28/2025	ZP56294	CA	-	-	-	-	-
09/26/2025	ZP56294	CA	1	393.95A4EEUS - EMERGENCY EQUIPMENT - FIRE EXTINGUISHERS - UNSECURED.	2	No	
09/26/2025	ZP56294	CA	1	393.9AHLH - LIGHTING - HEADLAMP(S) FAIL TO OPERATE ON LOW AND HIGH BEAM.	6	No	
09/26/2025	ZP56294	CA	1	393.95F - No / insufficient warning devices	2	No	
09/26/2025	ZP56294	CA	1	393.9ALTSIR - LIGHTING - TURN SIGNAL - ANY INOPERATIVE ON A UNIT THAT IS NOT THE REARMOST UNIT.	6	No	
09/26/2025	ZP56294	CA	1	393.67C7VF - FUEL - MISSING/IMPROPER FILLER CAP.	1	No	
09/26/2025	ZP56294	CA	1	396.3A1F - FUEL - DRIPPING LEAK.	3	Yes	
09/26/2025	ZP56294	CA	D	395.32BELDDFR - HOS (ELD) - DRIVER FAILED TO REVIEW ANY UNASSIGNED DRIVING TIME WHEN PROMPTED BY THE ELD	5	No	
09/26/2025	ZP56294	CA	D	392.2SLL - State/Local Laws -	7	No	
09/26/2025	ZP56294	CA	1	393.9ALSLI - LIGHTING - STOP LAMPS - ANY INOPERATIVE.	6	No	

DOT No: 3842220 Docket No: MC1397671 Name: CHAHAL 22 INC Interstate: Yes

Date	Unit License	Unit Lic State	Violation Unit	Violation Description	Severity	OOS	Citation
06/06/2024	YP93678	CA	-	-	-	-	-
08/09/2023	YP93678	CA	D	392.2C - Failure to obey traffic control device	5	No	X03064907

DOT No: 54283 Docket No: MC136818 Name: SWIFT TRANSPORTATION CO OF ARIZONA LLC Interstate: Yes

Date	Unit License	Unit Lic State	Violation Unit	Violation Description	Severity	OOS	Citation
10/30/2022	2531211	IN	D	392.2SLLEWA1 - State/Local Laws - Excessive Weight - 1-2500 Lbs Over On An Axle/Axle Groups.	0	No	C224001692
12/05/2020	2531211	IN	1	393.75A3 - Tire -flat and/or audible air leak	8	Yes	
11/15/2020	2531211	IN	D	392.2DIM - Dimension Violation (Width / Height / Length)	0	No	WARNING

VIN: 3AKJGLDR1GSGV5853 Unit: Truck Tractor Year: 2016 Make: FREIGHTLINER

Crash Report No.	DOT	Date	State	Fatalities	Injuries	Tow Away	Vehicles Involved
OR2017430355	236361	11/04/2017	OR	0	0	Yes	2
NV0170101680	236361	01/16/2017	NV	0	1	Yes	2

DOT No: 4209165 Docket No: FF63631 Name: SPEED TRUCKING INC Interstate: Yes



Date	Unit License	Unit Lic State	Violation Unit	Violation Description	Severity	OOS	Citation
12/16/2025	ZP64374	CA	-	-	-	-	-
10/09/2025	ZP64374	CA	-	-	-	-	-
DOT No: 3842220		Docket No: MC1397671		Name: CHAHAL 22 INC		Interstate: Yes	
Date	Unit License	Unit Lic State	Violation Unit	Violation Description	Severity	OOS	Citation
08/31/2023	YP60082	CA	-	-	-	-	-
DOT No: 2454782		Docket No: MC847643		Name: LIONS XPRESS INC		Interstate: Yes	
Date	Unit License	Unit Lic State	Violation Unit	Violation Description	Severity	OOS	Citation
06/25/2020	XP79821	CA	-	-	-	-	-
DOT No: 236361		Docket No: MC150084		Name: PRIDE TRANSPORT INC		Interstate: Yes	
Date	Unit License	Unit Lic State	Violation Unit	Violation Description	Severity	OOS	Citation
09/26/2019	Z044273	UT	-	-	-	-	-
01/31/2018	Z044273	UT	-	-	-	-	-
10/12/2017	Z044273	UT	-	-	-	-	-
12/31/2016	Z044273	UT	-	-	-	-	-
08/30/2016	Z044273	UT	-	-	-	-	-

Inspection Summary By Month (based on inspections from the last 4 years) ToC						
Year-Month	Number of Inspections	Number of Power Units	Total Violations	Total OOS Inspections	Total Severity Points	Number of Crashes
2024-06	1	1	0	0	0	0
2023-08	2	2	2	0	5	0

Note: The most recent month's counts may not include all the inspections for that month.

VIN Inspection Violation Details ToC									
# of VINs: 1 # of Insp: 1 Severity Weight: 5 Avg. Weight/VIN: 5.0 (based on inspections in the last 4 years, showing top 50 VINs inspected most recently)									
VIN 3AKJHHRXKSKJ0303		# of Inspections: 1		Total Severity: 5		Percentage of Total: 100.00%		Avg. Weight Per Inspection: 5.0	
Inspection Date	Inspection ID	Inspection State	Location Description	Total Severity	# of Violations	Shipper Name	Inspection Level	Post Accident	Out of Service
08/09/2023	79378044	NV	IR80 W/B	5	2	GROUND COVER IND	3	No	No
BASIC		Unit Type		Severity		Description		Out of Service	
Unsafe Driving		Truck Tractor		5		392.2C:Failure to obey traffic control device		No	
		Truck Tractor		0		392.2RG:State vehicle registration or License Plate violat		No	

Inspection History ToC						
Inspection Date	Report Number	Report State	PU VIN	TR VIN	Severity Weight	Time Weight
06/06/2024	4093020057	NV	3AKJHHRXKSKJ0303 - Truck Tractor	1UYVS2539HG804624 - Semi Trailer		1
08/31/2023	HP04900308	KS	3AKJGLDR1GSGV5853 - Truck Tractor	1GR1P0620PB444119 - Semi Trailer		0
08/09/2023	7181020773	NV	3AKJHHRXKSKJ0303 - Truck Tractor	1GR1P0620PB444119 - Semi Trailer		0
Power Unit Violation - Unsafe Driving Violation: 392.2C - Failure to obey traffic ctrl device					5	
Trailer Violation - State/Local Laws Violation: 392.2RG - State vehicle registration or License Plate violation					0	

Only the first 20 inspections are shown. See the live report for more data.

Crash Hot Spots ToC					
State	Level 1 (lowest crash frequency)	Level 2	Level 3	Level 4	Level 5 (highest crash frequency)



Nevada	0	0	0	1	0
Total	0	0	0	1	0

Company Level: 4

Equipment and Driver Details ToC

MCS-150 Date	Equipment (Owned/Leased/Trip)			Driver Details		
	Tractors	Straight Trucks	Trailers	CDL's	Interstate	Intrastate
08/24/2024	2/0/0	0/0/0	0/2/0	3	6	0
07/17/2023	1/0/0	0/0/0	1/0/0	1	1	0
10/10/2022	1/0/0	0/0/0	1/0/0	1	1	0
03/15/2022	0/0/0	0/0/0	0/0/0	0	0	0

Chameleon Type 1 - Chameleon issues highlighted in RED ToC

DOT	Legal Name	MCS-150 Date	Physical Address	Mailing Address	Company Rep 1	Company Rep 2	Phone	Fax	Cell Phone	Email
4375912	NOTORIOUS TOWING & RECOVERY LTD	03/12/2025	344 SKYVIEW SHORES MANOR NE, CALGARY, AB, T3N 0H5	344 SKYVIEW SHORES MANOR NE, CALGARY, AB, T3N 0H5	MANJINDER SINGH CHAHAL		(587)-436-8900			NOTORIOUSTOWING403@GMAIL.COM

No data for Chameleon Type 2