



Table of Contents

1. Overview	2. BASIC Scores History
3. BASIC Measures	4. KPI: BASIC Measures by Cargo Group
5. Estimated ISS Score	6. Investigation Results
7. Penalties History	8. Acute Critical Violations
9. Red Flag Violation Details	10. DOT Registration Information
11. DOT MCS-150 History	12. Crash Summary
13. Inspection Summary	14. KPI: Inspection Viol OOS Rates by Cargo Group
15. FHWA Registration Information	16. FHWA Insurance Information
17. FHWA Authorities	18. Severe Violations
19. Violation Report	20. Violation Summary
21. Violation Enforcement Chronology	22. Inspection Violations & OOS Counts
23. Radius Of Operation	24. Inspection & Crash Locations
25. Cargo Hot Spots	26. Inspection Violations & OOS Chronology
27. Percent of Insp & Crash by State	28. VIN Insp Summary by State
29. Violations By Unit Type	30. Equipment Ownership
31. Equipment Details	32. Vehicle Age
33. States of Power Unit Registrations	34. Equipment Acquisitions
35. Driver Details	36. Shared VIN Summary
37. Shipper Table	38. Safety Summary
39. Safety Details	40. Crash Detail Color Coded
41. Inspections with Shared Equipment	42. Inspection Tabular Details
43. Inspection Summary By Month	44. VIN Inspection Violation Details
45. Inspection History	



Business Address

5332 N VALENTINE AVE APT 102
FRESNO, CA
93711

Contact Info

(513)-915-9157
SUKH21217@GMAIL.COM

FHWA Address

5332 N VALENTINE AVE APT 102
FRESNO, CA, 93711
Phone: (513)-915-9157

Mailing Address

5332 N VALENTINE AVE APT 102
FRESNO, CA
93711-4079

Overview ToC

Operating Status: AUTHORIZED FOR Property
One other company viewed this DOT in the past two months
Crash/PU ratio: 0.0%
Clean Inspection ratio: 50.0%

Estimated BASIC Scores (as of 1/31/2025)

	Unsafe Driving	Hours of Service	Driver Fitness	Controlled Sub. and Alcohol	Vehicle Maintenance	HM Compliance	Crash
Relative Scores	0% ⊖	0% ○	0% ○	0% ○	0% ○	0% ○	0% ○
Alert Status	No	No	No	No	No	No	No



Estimated Inspection Selection System (ISS) Score: 72
Category: Optional Inspect

* The Estimated ISS score is based on Insufficient Data Algorithm *

BASIC Scores History - Unsafe Driving ToC

There are no Scores for this BASIC

BASIC Scores History - Hours of Service ToC

There are no Scores for this BASIC

BASIC Scores History - Driver Fitness ToC

There are no Scores for this BASIC

BASIC Scores History - Controlled Substance ToC

There are no Scores for this BASIC



BASIC Scores History - Vehicle Maintenance ToC

There are no Scores for this BASIC

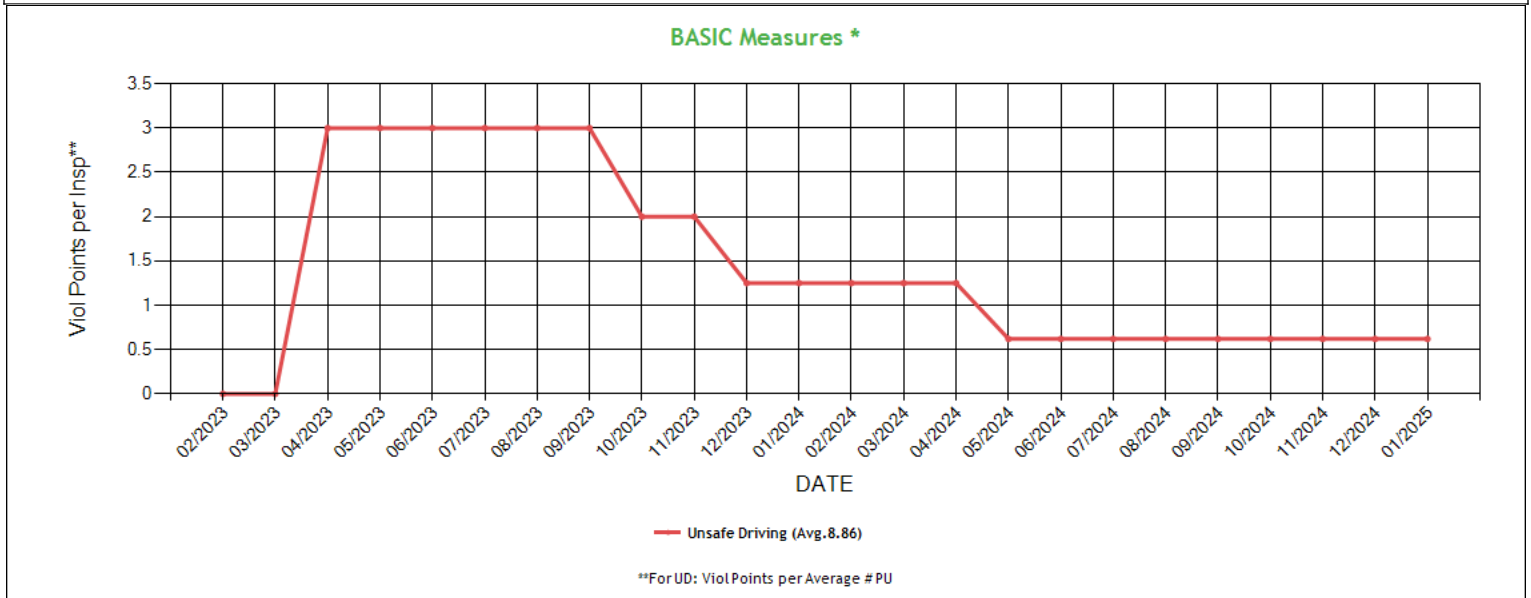
BASIC Scores History - Crash ToC

There are no Scores for this BASIC

BASIC Scores History - Hazmat ToC

There are no Scores for this BASIC

BASIC Measures: Violation Points per Inspection Trends ToC



* BASIC Measures are the absolute SMS scores that are compared within each Safety Event Group to determine the BASIC Score percentiles. Averages based on fleets with 1-5 power units.



BASIC Measures * - Table ToC

UD-Unsafe Driving, HOS-Hours of Service, DF-Driver Fitness, CS-Controlled Substances, VM-Vehicle Maintenance

Date	UD Measure	UD AC	UD with Viol	HOS Measure	HOS AC	HOS with Viol	DF Measure	DF AC	DF with Viol	CS Measure	CS AC	CS with Viol	VM Measure	VM AC	VM with Viol
01/2025	0.62	N	1	0.00	N	0	0.00	N	0	0.00	N	0	0.00	N	0
12/2024	0.62	N	1	0.00	N	0	0.00	N	0	0.00	N	0	0.00	N	0
11/2024	0.62	N	1	0.00	N	0	0.00	N	0	0.00	N	0	0.00	N	0
10/2024	0.62	N	1	0.00	N	0	0.00	N	0	0.00	N	0	0.00	N	0
09/2024	0.62	N	1	0.00	N	0	0.00	N	0	0.00	N	0	0.00	N	0
08/2024	0.62	N	1	0.00	N	0	0.00	N	0	0.00	N	0	0.00	N	0
07/2024	0.62	N	1	0.00	N	0	0.00	N	0	0.00	N	0	0.00	N	0
06/2024	0.62	N	1	0.00	N	0	0.00	N	0	0.00	N	0	0.00	N	0
05/2024	0.62	N	1	0.00	N	0	0.00	N	0	0.00	N	0	0.00	N	0
04/2024	1.25	N	1	0.00	N	0	0.00	N	0	0.00	N	0	0.00	N	0
03/2024	1.25	N	1	0.00	N	0	0.00	N	0	0.00	N	0	0.00	N	0
02/2024	1.25	N	1	0.00	N	0	0.00	N	0	0.00	N	0	0.00	N	0
01/2024	1.25	N	1	0.00	N	0	0.00	N	0	0.00	N	0	0.00	N	0
12/2023	1.25	N	1	0.00	N	0	0.00	N	0	0.00	N	0	0.00	N	0
11/2023	2.00	N	1	0.00	N	0	0.00	N	0	0.00	N	0	0.00	N	0
10/2023	2.00	N	1	0.00	N	0	0.00	N	0	0.00	N	0	0.00	N	0
09/2023	3.00	N	1	0.00	N	0	0.00	N	0	0.00	N	0	0.00	N	0
08/2023	3.00	N	1	0.00	N	0	0.00	N	0	0.00	N	0	0.00	N	0
07/2023	3.00	N	1	0.00	N	0	0.00	N	0	0.00	N	0	0.00	N	0
06/2023	3.00	N	1	0.00	N	0	0.00	N	0	0.00	N	0	0.00	N	0
05/2023	3.00	N	1	0.00	N	0	0.00	N	0	0.00	N	0	0.00	N	0
04/2023	3.00	N	1	0.00	N	0	0.00	N	0	0.00	N	0	0.00	N	0
03/2023	0.00	N	0	0.00	N	0	0.00	N	0	0.00	N	0	0.00	N	0
02/2023	0.00	N	0	0.00	N	0	0.00	N	0	0.00	N	0	0.00	N	0
01/2023	0.00	N	0	0.00	N	0	0.00	N	0	0.00	N	0	0.00	N	0
12/2022	0.00	N	0	0.00	N	0	0.00	N	0	0.00	N	0	0.00	N	0
11/2022	0.00	N	0	0.00	N	0	0.00	N	0	0.00	N	0	0.00	N	0
10/2022	0.00	N	0	0.00	N	0	0.00	N	0	0.00	N	0	0.00	N	0
09/2022	0.00	N	0	0.00	N	0	0.00	N	0	0.00	N	0	0.00	N	0
08/2022	0.00	N	0	0.00	N	0	0.00	N	0	0.00	N	0	0.00	N	0
07/2022	0.00	N	0	0.00	N	0	0.00	N	0	0.00	N	0	0.00	N	0
06/2022	0.00	N	0	0.00	N	0	0.00	N	0	0.00	N	0	0.00	N	0
05/2022	0.00	N	0	0.00	N	0	0.00	N	0	0.00	N	0	0.00	N	0
04/2022	0.00	N	0	0.00	N	0	0.00	N	0	0.00	N	0	0.00	N	0
03/2022	0.00	N	0	0.00	N	0	0.00	N	0	0.00	N	0	0.00	N	0

* BASIC Measures are the absolute SMS scores that are compared within each Safety Event Group to determine the BASIC Score percentiles.

KPI: BASIC Measures by Fleet Size and Cargo Group ToC

Fleet Size: 1-5 PUs

Cargo Group (Companies)	Unsafe Driving		Hours of Service		Driver Fitness		Controlled Substance		Vehicle Maintenance		HM Compliance		Crash	
	Avg.	Comp. to Avg.	Avg.	Comp. to Avg.	Avg.	Comp. to Avg.	Avg.	Comp. to Avg.	Avg.	Comp. to Avg.	Avg.	Comp. to Avg.	Avg.	Comp. to Avg.
General Freight (483104)	0.79	Better	0.23	Better	0.20	Better	0.02	Better	1.91	Better	0.01	Better	0.06	Better
Refrigerated (64031)	1.52	Better	0.56	Better	0.16	Better	0.02	Better	2.64	Better	0.01	Better	0.11	Better
TPS TRANSPORT INC	0.62		0.00		0.00		0.00		0.00		0.00		0.00	

Estimated ISS Score: 72 Optional Inspect ToC About the Inspection Selection System



Estimated ISS Score History - Table ToC

Date	Estimated ISS Score	Recommendation	Algorithm
01/31/2025	72	Optional Inspect	Insufficient Data Algorithm
12/27/2024	72	Optional Inspect	Insufficient Data Algorithm
11/29/2024	72	Optional Inspect	Insufficient Data Algorithm
10/25/2024	72	Optional Inspect	Insufficient Data Algorithm
09/27/2024	72	Optional Inspect	Insufficient Data Algorithm
08/30/2024	72	Optional Inspect	Insufficient Data Algorithm
07/26/2024	72	Optional Inspect	Insufficient Data Algorithm
06/28/2024	72	Optional Inspect	Insufficient Data Algorithm
05/31/2024	72	Optional Inspect	Insufficient Data Algorithm
04/26/2024	72	Optional Inspect	Insufficient Data Algorithm
03/29/2024	72	Optional Inspect	Insufficient Data Algorithm
02/23/2024	72	Optional Inspect	Insufficient Data Algorithm
01/26/2024	72	Optional Inspect	Insufficient Data Algorithm
12/29/2023	72	Optional Inspect	Insufficient Data Algorithm
11/24/2023	72	Optional Inspect	Insufficient Data Algorithm
10/27/2023	72	Optional Inspect	Insufficient Data Algorithm
09/29/2023	72	Optional Inspect	Insufficient Data Algorithm
08/25/2023	72	Optional Inspect	Insufficient Data Algorithm
07/28/2023	72	Optional Inspect	Insufficient Data Algorithm
06/30/2023	67	Optional Inspect	Insufficient Data Algorithm
05/26/2023	67	Optional Inspect	Insufficient Data Algorithm
04/28/2023	68	Optional Inspect	Insufficient Data Algorithm
03/31/2023	63	Optional Inspect	Insufficient Data Algorithm
02/24/2023	63	Optional Inspect	Insufficient Data Algorithm
01/27/2023	63	Optional Inspect	Insufficient Data Algorithm
12/30/2022	63	Optional Inspect	Insufficient Data Algorithm
11/25/2022	63	Optional Inspect	Insufficient Data Algorithm
10/28/2022	63	Optional Inspect	Insufficient Data Algorithm
09/30/2022	63	Optional Inspect	Insufficient Data Algorithm
08/26/2022	63	Optional Inspect	Insufficient Data Algorithm
07/29/2022	63	Optional Inspect	Insufficient Data Algorithm
06/24/2022	63	Optional Inspect	Insufficient Data Algorithm
05/27/2022	63	Optional Inspect	Insufficient Data Algorithm
04/29/2022	63	Optional Inspect	Insufficient Data Algorithm
03/25/2022	63	Optional Inspect	Insufficient Data Algorithm

Investigation Results ToC

No Investigations reported on FMCSA website

Penalties History ToC

There is a problem with the Penalties data on FMCSA website.

Acute Critical Violations (Based on Investigations as per CSA Methodology Appendix A) ToC

No Data

No red flag violations in the last 24 months



DOT Registration Information: The following information on this specific DOT # is from the Federal DOT (as of Operating Authority

DOT Registration: 03/15/2022		Total Power Units: 1		Total Trucks: 1		Total Trailers: 1		Total Passenger Vehicles: 0	
Status	Entity Type	Organization Type	Nation		Total Cars		Drivers / CDL Drivers		
A	C	-	US		0		2 / 2		
MCS-150 Date	Op Codes	Shipper Op Codes	Shipper HazMat Op Codes		Latest Review Type		Latest Review Document Number(Date)		
09/19/2024	A						()		
MCS-150 Mileage (Year)	Record Update Date	Transports Hazmats	DOT Census Date		Recordable Accident Rate		Preventable Accident Rate		
182,247 (2024)	09/19/2024	N	03/15/2022		0%		0%		
MCS-151 Mileage	Safety Rating (Date)	SEA Accident	SEA Driver		SEA Vehicle		SEA Management		
235000	None (None)	0%	0%		0%		0%		
Classification Codes		Cargo Carried (per MCS-150)							
Authorized-For-Hire		General Freight, Refrigerated foods							

DOT MCS-150 History ToC			(as of 09/24/2024 DOT census)						
Census Date	MCS-150 Date	MCS-150 Mileage	VMT Year	Power Units	Drivers	Trailers	Company Rep1	Company Rep2	Email
9/24/2024	9/19/2024	182247	2024	1	1	-	SUKHDEV SINGH		SUKH21217@GMAIL.COM
7/9/2023	7/3/2023	34084	2022	1	1	1	SUKHDEV SINGH		SUKH21217@GMAIL.COM
6/9/2023	5/9/2023	34084	2022	1	1	1	SUKHDEV SINGH		SUKH21217@GMAIL.COM
4/9/2022	3/15/2022	0		1	1	1	SUKHDEV SINGH		SUKH21217@GMAIL.COM

Crash Summary Chart ToCCrashes Summary - Chart (based on all available crash data)

No Data

Crashes Summary - Table (based on all available crash data) ToC										
	TOTAL	Last 6 months	7-12 months	13-18 months	19-24 months	25-30 months	30-36 months	37-41 months	42-48 months	Over 49 months
Total Reportable	0	0	0	0	0	0	0	0	0	0
Fatalities	0	0	0	0	0	0	0	0	0	0
Injuries	0	0	0	0	0	0	0	0	0	0
Tow Away	0	0	0	0	0	0	0	0	0	0
With Citations	0	0	0	0	0	0	0	0	0	0
Federal Recordable	0	0	0	0	0	0	0	0	0	0
Preventable	0	0	0	0	0	0	0	0	0	0
Crash per Pwr Unit	-	0.0%	0.0%	0.0%	0.0%	0.0%	0.0%	0.0%	0.0%	-

Inspection Summary ToC			
The following inspection information is based on results for 24 months prior to: 02/28/2025. Please note that the total inspections number is not necessarily the total of the vehicle, driver and hazmat inspections, as one inspection may have included any combination of the below inspections.			
Overall	Vehicle	Driver	Hazmat
(Please note that the total inspections number is not necessarily the total of the vehicle, driver and hazmat inspections, as one inspection may have included any combination of the below inspections)	Total Inspections: 0 Total Out of Service: 0 Out of Service: 0.00% National Average: 25.44% Difference: -25.44%	Total Inspections: 2 Total Out of Service: 0 Out of Service: 0.00% National Average: 6.78% Difference: -6.78%	Total Inspections: 0 Total Out of Service: 0 Out of Service: 0.00% National Average: 2.97% Difference: -2.97%
Total Inspections: 2 Total Out of Service: 0 Out of Service: 0% National Average: 21.33% Difference: -21.33%			



KPI: Inspection Viol OOS Rates by Cargo Group ToC

Cargo Group	OVERALL		VEHICLE		DRIVER		HAZMAT	
	Average	Compared to Average	Average	Compared to Average	Average	Compared to Average	Average	Compared to Average
General Freight	28.67%	Better	25.03%	Better	12.50%	Better	0.21%	Better
Refrigerated	22.85%	Better	21.02%	Better	10.29%	Better	0.08%	Better
TPS TRANSPORT INC	0%		0%		0%		0%	

FHWA Registration Information: The following data on this Motor Carrier is from the Federal Hwy Administration (as of 4/10/2024)

Docket Number	DOT Number	Company Name	DBA Name	Address	City	State	Country	ZIP Code
MC1398106	3842869	TPS TRANSPORT INC		5332 N VALENTINE AVE APT 102	FRESNO	CA	US	93711
Phone Number	Fax Number	Mail Address	Mail City	Mail State	Mail Contry	Mail ZIP Code	Mail Phone Number	Mail Fax Number
(513)-915-9157		5332 N VALENTINE AVE APT 102	FRESNO	CA	US	93711-4079		
Date of Last Change	Freight	Passenger	Household Goods	Active Authority	Pending Authority	Revocation Pending Authority		
4/10/2024	Y	N	N	/ Common /	/	/		

Insurance Required (as of 04/30/2024) ToC

Docket Number	Insurance Type	Insurance Required	Insurance on File
MC1398106	BIPD	\$750k	\$750k
MC1398106	Cargo	No	No
MC1398106	Bond	No	No

Active / Pending Insurance (as of 04/30/2024)

Docket Number	Form	Type	Insurance Carrier	Policy/Surety	Coverage From	Coverage To	Required	On File	Effective Date	Cancel Date
MC1398106	91X	BIPD/Primary	ACCREDITED SURETY AND CASUALTY COMPANY, INC.	1BWHCA1901463670-00	\$0k	\$750k	\$750k	\$750k	04/10/2024	-

Insurance History (as of 04/30/2024)

Docket Number	Form	Type	Insurance Carrier	Policy/Surety	Coverage From	Coverage To	Effective Date From	Effective Date To
MC1398106	91X	BIPD/Primary	SECURITY NATIONAL INSURANCE CO.	SMC1805462	\$0k	\$750k	04/10/2023	04/10/2024 Cancelled
MC1398106	91X	BIPD/Primary	SECURITY NATIONAL INSURANCE CO.	SMC1805462	\$0k	\$750k	04/10/2022	04/10/2023 Cancelled

FHWA Authorities (as of 04/30/2024) ToC

Docket#	L&I Name	Active Authority	Inactive Authority	Pending Authority	Revocation Pending Authority	Freight	Passenger	Household Goods
MC1398106	TPS TRANSPORT INC	Common /				Yes	No	No



Authority History (as of 04/30/2024)

Docket Number	Sub	Auth Type	Original Action	Disposition
MC1398106		COMMON	INVOLUNTARY REVOCATION 3/14/2024 12:00:00 AM	DISCONTINUED REVOCATION 4/9/2024 12:00:00 AM
MC1398106		COMMON	INVOLUNTARY REVOCATION 3/14/2023 12:00:00 AM	DISCONTINUED REVOCATION 4/11/2023 12:00:00 AM
MC1398106		COMMON	GRANTED 4/11/2022 12:00:00 AM	

Severe Violations (i.e. those with >= 8 points) - Chart [ToC](#)

No Data

Severe Violations (i.e. those with >= 8 points) - Table

No Data

Violation Report [ToC](#)

Inspection Date	Inspection State	BASIC	Violation Description	OOS	VIN	Severity Points
04/26/2023	PA	Vehicle Maintenance	396.17C - Operating a CMV without proof of a periodic inspection	No	1GR1A0624PB514271	4
04/26/2023	PA	Unsafe Driving	392.2PK - Unlawfully parking and/or leaving vehicle in the roadway	No	3AKJHHDR2MSMS9226	1

No filters were applied when generating this report, see the live report for more options.

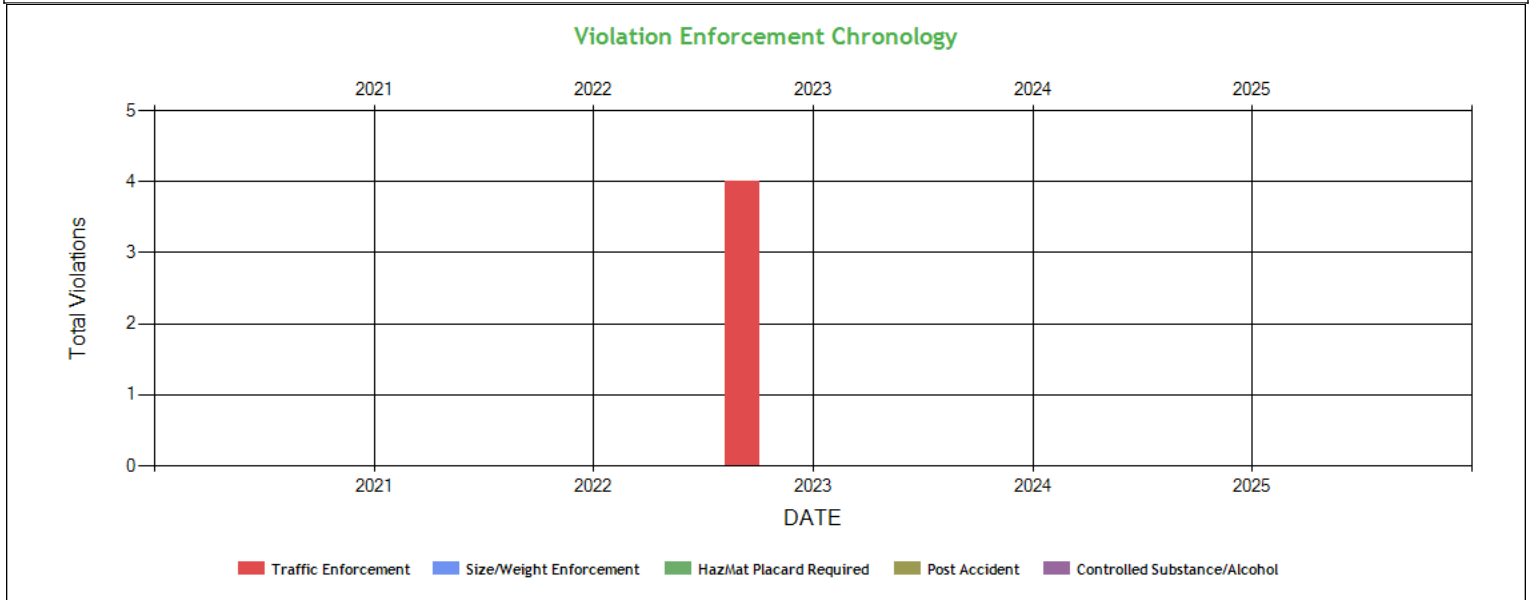
Violation Summary [ToC](#)

BASIC	Violation Group	Code	Description	# of Violations	# of OOS Violations	Severity Points
Vehicle Maintenance	Inspection Reports	396.17C	Operating a CMV without proof of a periodic inspection	1	0	4
Unsafe Driving	Other Driver Violations	392.2PK	Unlawfully parking and/or leaving vehicle in the roadway	1	0	1

No filters were applied when generating this report, see the live report for more options.



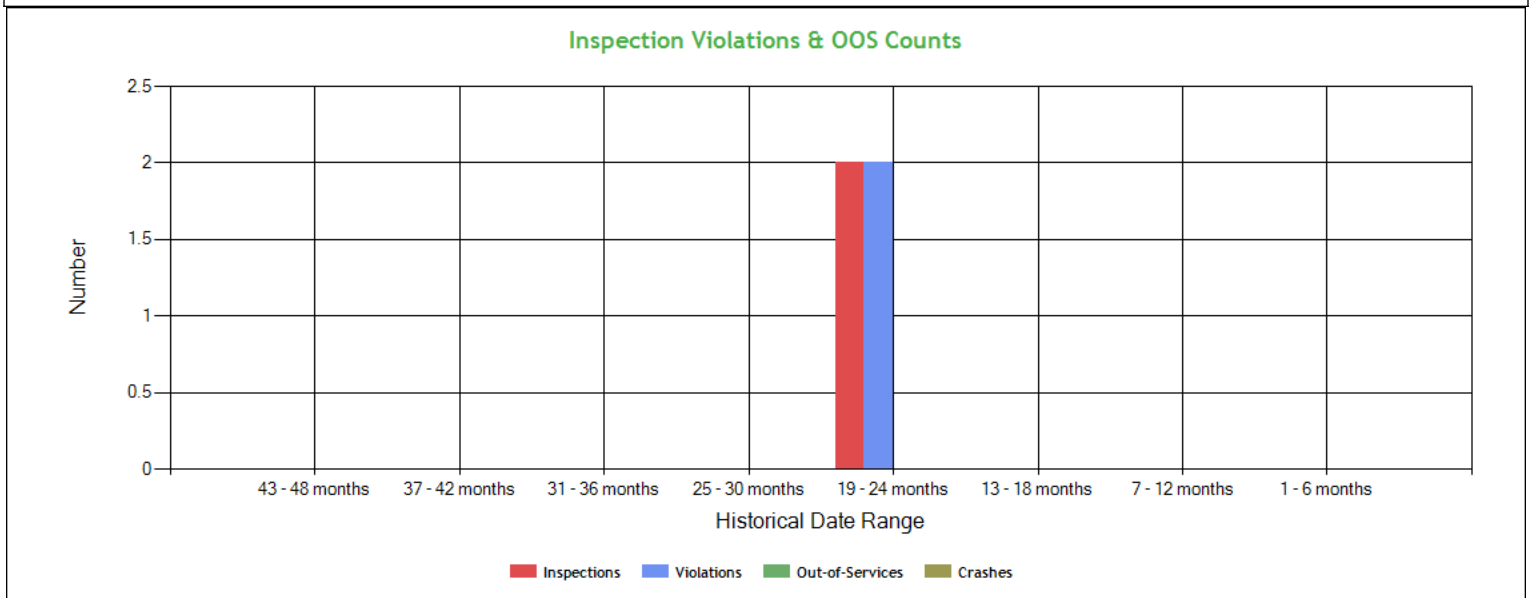
Violation Enforcement Chronology - Chart ToC



Violation Enforcement Chronology - Table ToC

	2021	2022	2023	2024	2025
Traffic Enforcement	0	0	4	0	0
Size/Weight Enforcement	0	0	0	0	0
HazMat Placard Required	0	0	0	0	0
Post Accident	0	0	0	0	0
Controlled Substance/Alcohol	0	0	0	0	0

Inspection Violations & OOS Counts - Chart ToC





Inspection Violations & OOS Counts - Table [ToC](#)

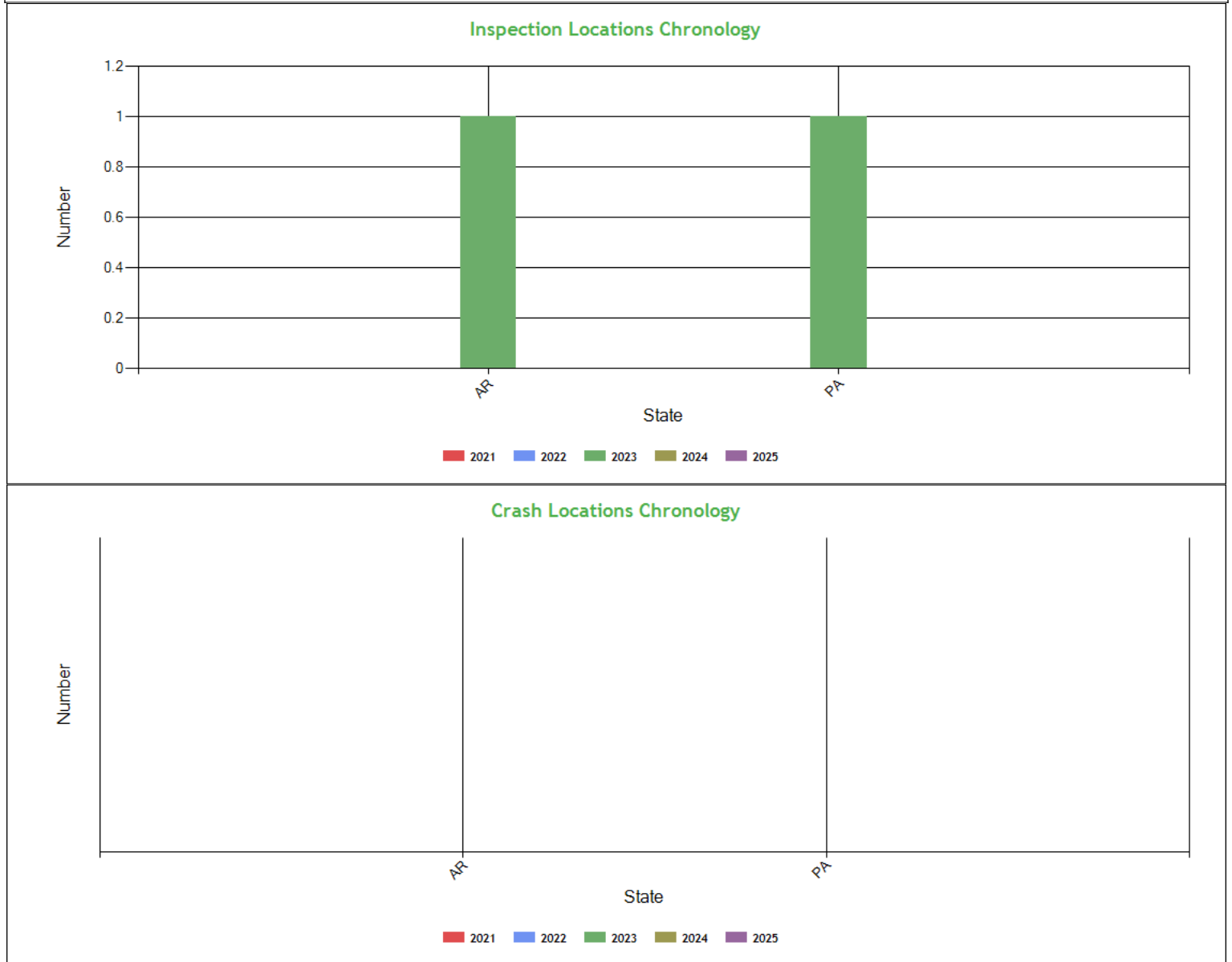
Date Range	Inspections	Violations	Out-of-Services	Crashes
TOTAL	2	2	0	0
1 - 6 months	0	0	0	0
7 - 12 months	0	0	0	0
13 - 18 months	0	0	0	0
19 - 24 months	2	2	0	0
25 - 30 months	0	0	0	0
31 - 36 months	0	0	0	0
37 - 42 months	0	0	0	0
43 - 48 months	0	0	0	0

Radius of Operation (based on Inspections and Crashes during the past 3 years) [ToC](#)

	Total	Drive between 0 and 50 miles radius	Drive between 51 and 200 miles radius	Drive between 201 and 300 miles radius	Drive between 301 and 400 miles radius	Drive between 401 and 500 miles radius	Drive between 501 and 600 miles radius	Drive beyond 600 miles radius
Power Units (i.e. unique VINs)	2	0	0	0	0	0	0	2
Percent	100%	0%	0%	0%	0%	0%	0%	100%



Inspection & Crash Locations - Chart [ToC](#)



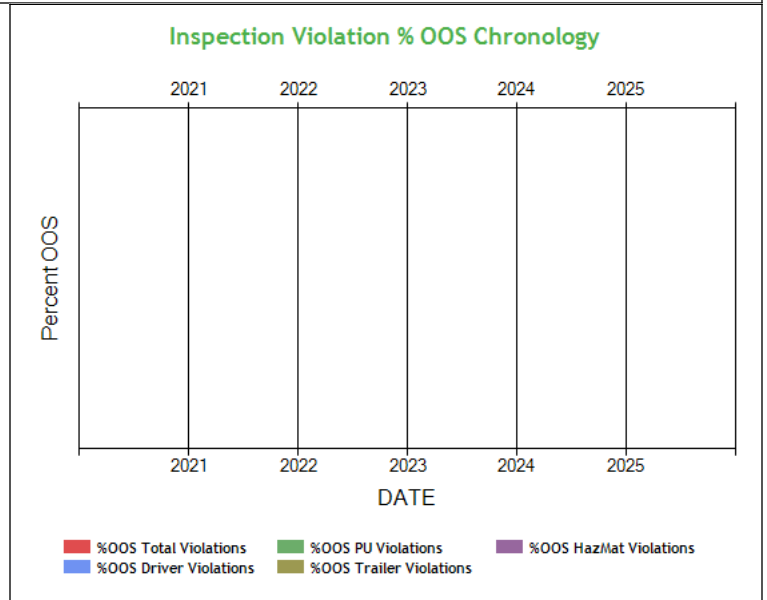
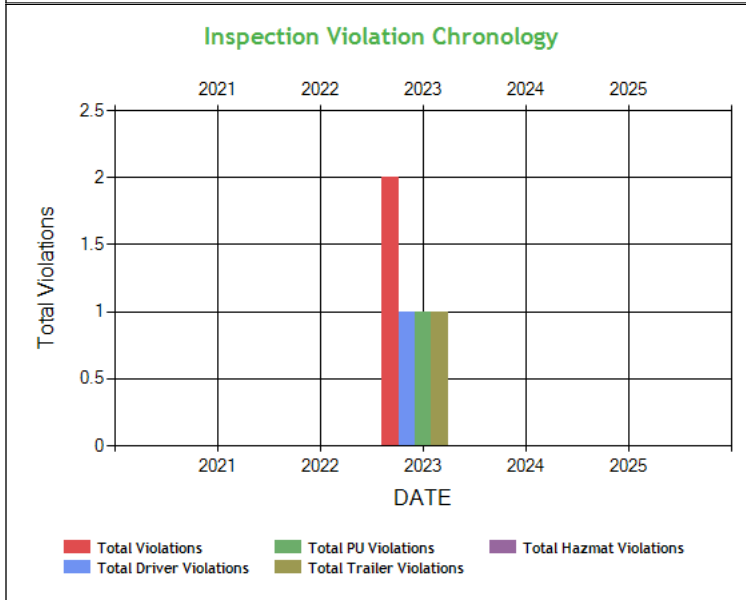
Inspection & Crash Locations - Table [ToC](#)

State	Inspections					Violations					Out-of-Services					Crashes				
	2021	2022	2023	2024	2025	2021	2022	2023	2024	2025	2021	2022	2023	2024	2025	2021	2022	2023	2024	2025
TOTAL	0	0	2	0	0	0	0	2	0	0	0	0	0	0	0	0	0	0	0	0
AR	0	0	1	0	0	0	0	0	0	0	0	0	0	0	0	0	0	0	0	0
PA	0	0	1	0	0	0	0	2	0	0	0	0	0	0	0	0	0	0	0	0

No hot spot data in the last 12 months



Inspection Violation % OOS Chronology - Chart [ToC](#)

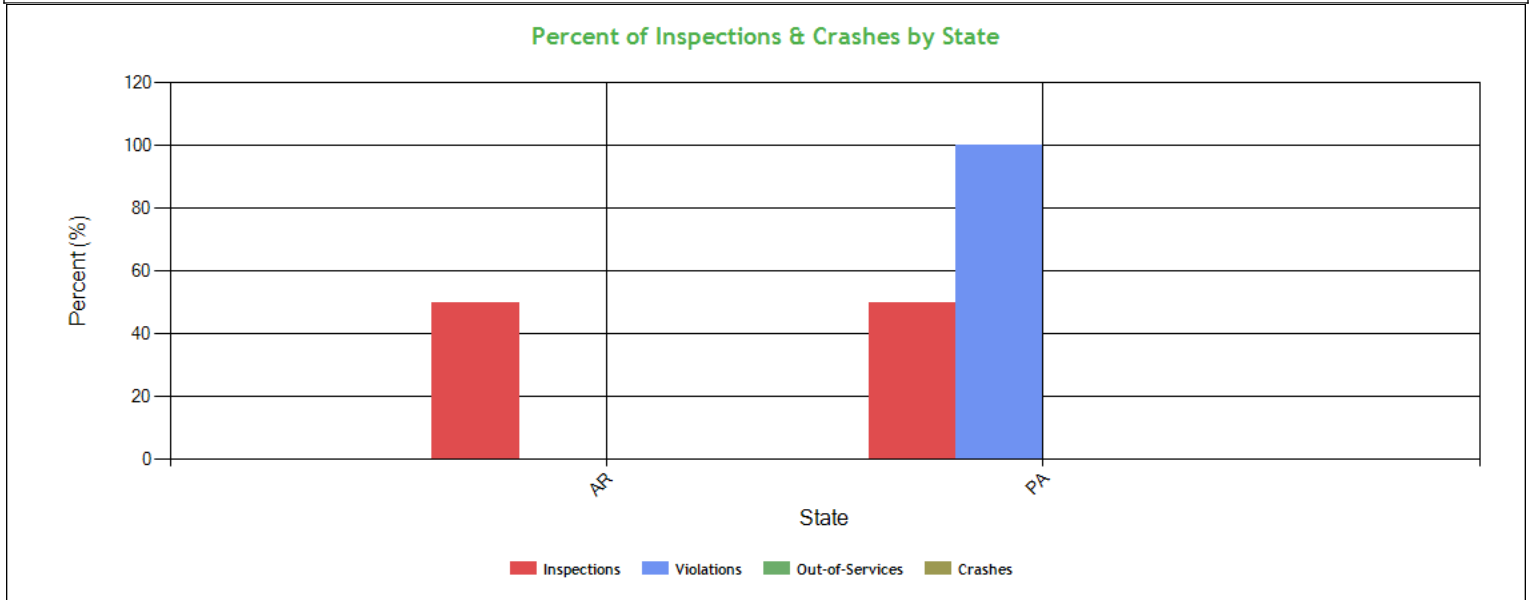


Inspection Violation % OOS Chronology - Table [ToC](#)

	2021	2022	2023	2024	2025
Total Violations	0	0	2	0	0
Total Out Of Services	0	0	0	0	0
%OOS Total Violations	0	0	0	0	0
Total Driver Violations	0	0	1	0	0
Total Driver Out Of Services	0	0	0	0	0
%OOS Driver Violations	0	0	0	0	0
Total PU Violations	0	0	1	0	0
Total PU Out Of Services	0	0	0	0	0
%OOS PU Violations	0	0	0	0	0
Total Trailer Violations	0	0	1	0	0
Total Trailer Out Of Services	0	0	0	0	0
%OOS Trailer Violations	0	0	0	0	0
Total Hazmat Violations	0	0	0	0	0
Total Hazmat Out Of Services	0	0	0	0	0
%OOS HazMat Violations	0	0	0	0	0



Percent of Insp & Crash by State - Chart ToC



Percent of Insp & Crash by State - Table (based on Inspection data from the last 4 years) ToC

State	Inspections		Violations		Out-of-Services		Crashes	
	Total	Percent	Total	Percent	Total	Percent	Total	Percent
	2	100	2	100	0	100	0	100
AR	1	50	0	0	0	0	0	0
PA	1	50	2	100	0	0	0	0

VIN Insp Summary by State (based on inspection from the last 2 years) ToC

VIN	Insp	Viol Pts	Counts in each State			
			AR		PA	
			Insp	Viol Pts	Insp	Viol Pts
TOTALS	6/10*	2/5**	1	0	1	5
3AKJHHDR2MSMS9226	2	1	1	0	1	1
1GR1A0624PB514271	1	4	0	0	1	4
1GR1A0624RW605617	1	0	1	0	0	0
3AKJHHDR2MSM9226	1	0	1	0	0	0

*<Total number of inspections for these 4 VIN(s)>/<Total number of inspections for these 2 state(s)>

**<Total severity sum for these 4 VIN(s)>/<Total severity sum for these 2 state(s)>

Violations By Unit Type ToC

of Violations: 2 Total Severity: 5 based on inspections in the last 2 years

Violation Unit: Driver	# of Violations: 1	Total Severity: 1	% of Total: 20%
Viol. Group: Other Driver Violations	# of Violations: 1	Total Severity: 1	% of Total: 20%
Violation	Number of Occurrences	Viol. Severity	Total Severity
392.2PK:Unlawfully parking and/or leaving vehicle in the r	1	1	1
Violation Unit: Trailer	# of Violations: 1	Total Severity: 4	% of Total: 80%
Viol. Group: Inspection Reports	# of Violations: 1	Total Severity: 4	% of Total: 80%
Violation	Number of Occurrences	Viol. Severity	Total Severity
396.17C:Operating a CMV without proof of a periodic inspec	1	4	4



Equipment Ownership ToC Equipment Ownership (based on MCS-150 dated 9/19/2024)					
	Trucks	Tractors	Trailers	Motor Coaches	Vans
Owned	0	1	1	0	0
Term Leased	0	0	0	0	0
Trip Leased	0	0	0	0	0
Total No.	0	1	1	0	0

Equipment Details Power Units ToC									
VIN	Latest Insp Date	Year	Make	Model	Body Class	Body Type	Axles	Len	Fuel Type
3AKJHHDR2MS M9226	07/24/2023	2021	FREIGHTLINER	New Cascadia 126" Sleepercab	Truck-Tractor	-	-	-	Diesel
3AKJHHDR2MS MS9226	07/24/2023	2021	FREIGHTLINER	New Cascadia 126" Sleepercab	Truck-Tractor	-	-	-	Diesel

Equipment Details Trailers									
VIN	Latest Insp Date	Year	Make	Model	Body Class	Body Type	Axles	Len	Fuel Type
1GR1A0624RW 605617	07/24/2023	2024	GREAT DANE	Great Dane Trailers	Trailer	-	2	53	Not Applicable
1GR1A0624PB5 14271	04/26/2023	2023	GREAT DANE	Great Dane Trailers	Trailer	-	2	53	Not Applicable

Vehicle Age ToC				
Year	# Power Units	PU Percentage	# Trailers	Trailres Percentage
2024	0	0.00%	1	50.00%
2023	0	0.00%	1	50.00%
2021	2	100.00%	0	0.00%

Based on 24 months of inspection data, see the live report for more options

States of Power Unit Registrations ToC		
State	AR	PA
Number of Power Units	2	1

Equipment Acquisitions - Table ToC							
	Power Units inspected for 1st time in past 12 months	Power Units inspected for 1st time in past 24 months	Power Units inspected during entire date range		Trailers inspected for 1st time in past 12 months	Trailers inspected for 1st time in past 24 months	Trailers inspected during entire date range
Unique VINs	0	2	2		0	2	2
Unique License Plates	0	2	2		0	2	2
License Plate States	0	1	1		0	2	2



Driver Details ToC Driver Details (based on MCS-150 dated 9/19/2024)			
	Within 100 mi	Beyond 100 mi	TOTAL
# Drivers Interstate	0	2	2
# Drivers Intrastate	0	0	0
TOTAL	0	2	/
Avg. # Trip Lease Drivers/Mo: 0 # Drivers Grand Total: 2 # Drivers Commercially Licensed: 2			

Shared VIN Summary ToC

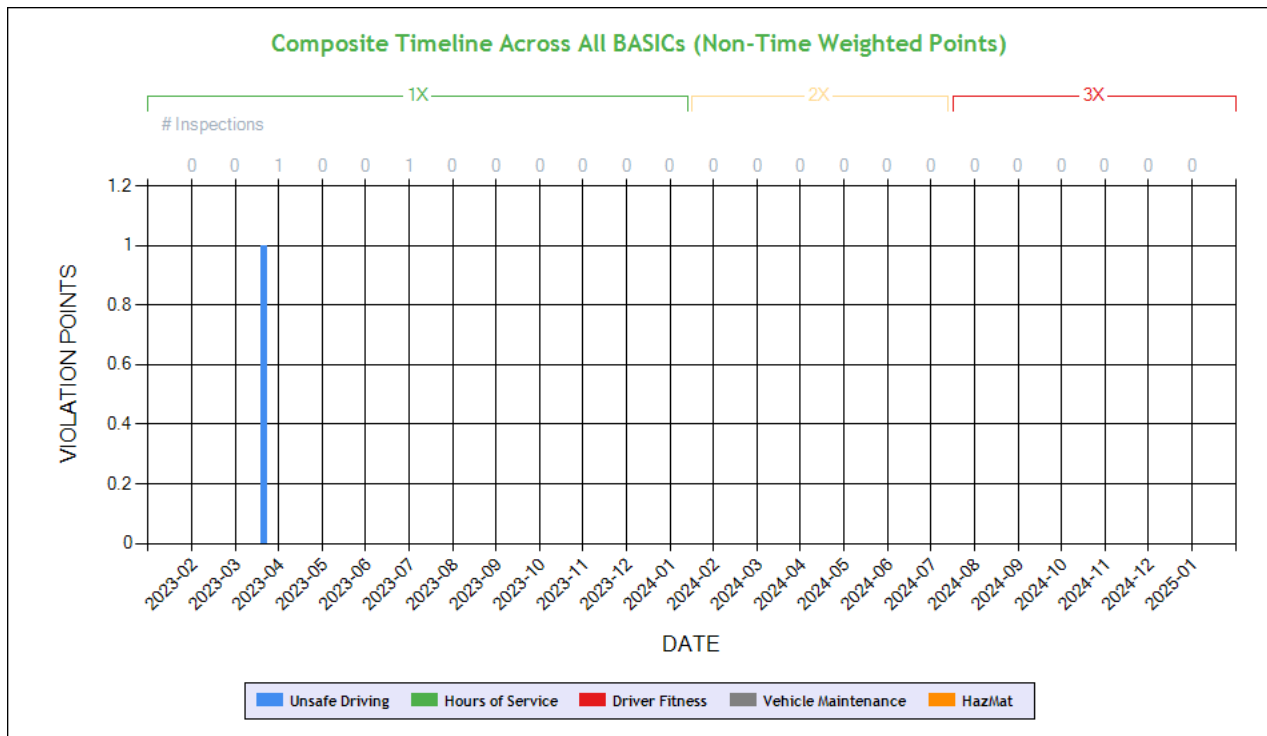
No Data

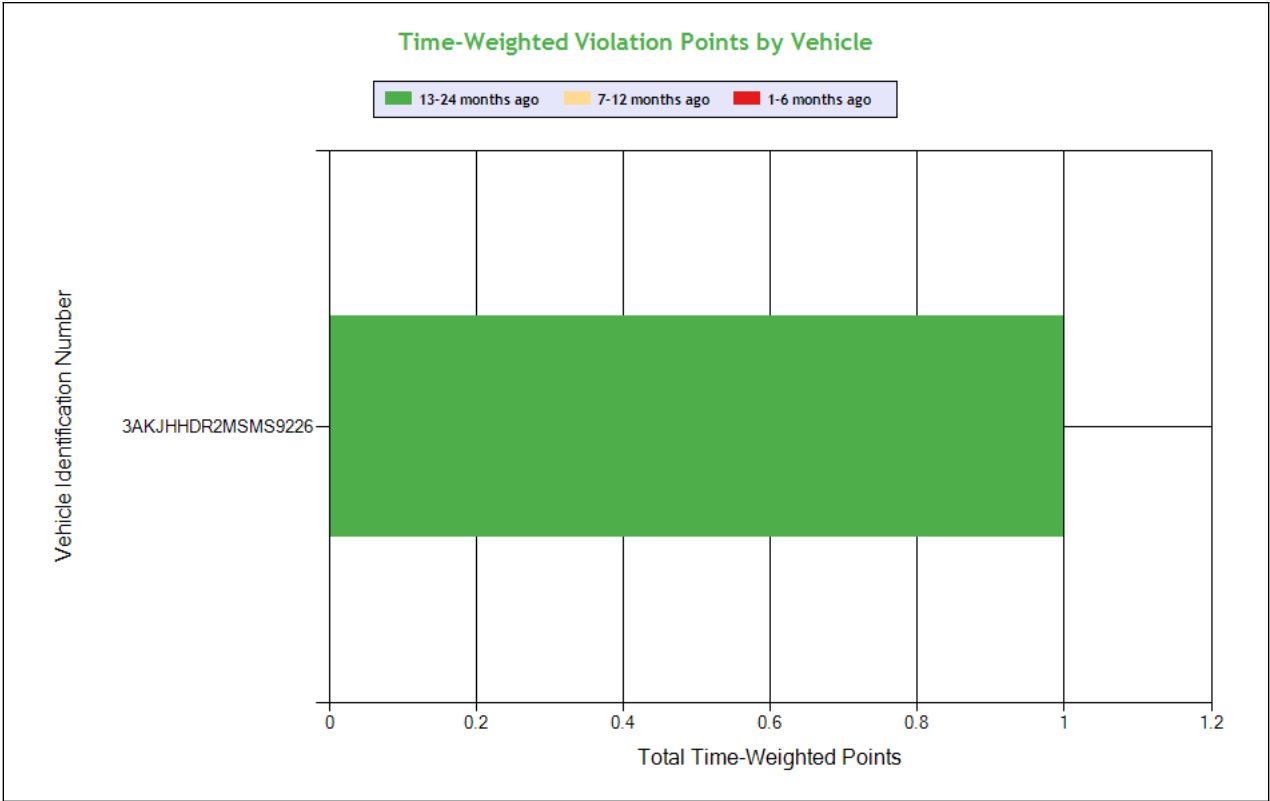
SHIPPERS DETAIL ToC based on Inspection results for the last 4 years

Shipper Name	Number of Inspections	Shipper Name	Number of Inspections
ALWASYS FRESH FARMS LLC	1	NORTHERN PELAGIC GROUP LLC	1



Carrier Underwriting Report Safety Summary ToC





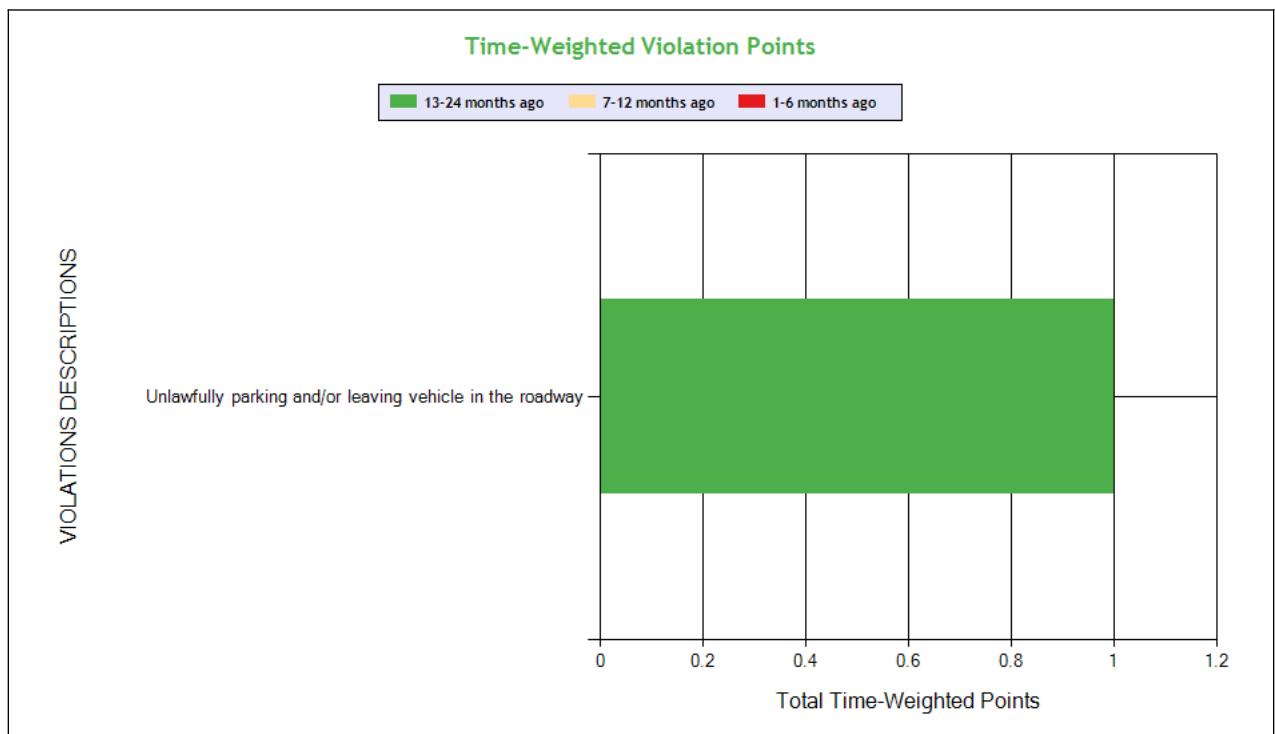
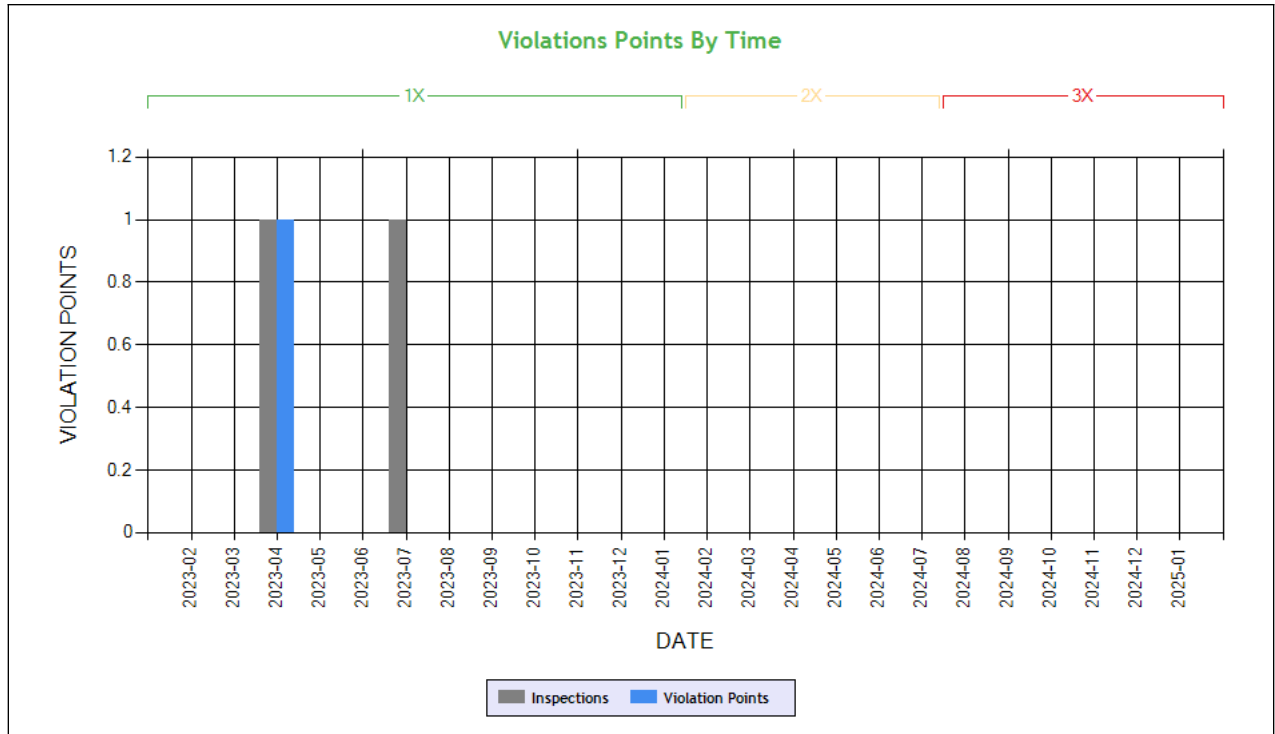
See the Excel file for the complete analysis # Violations is in (1-6/7-12/13-24mo)

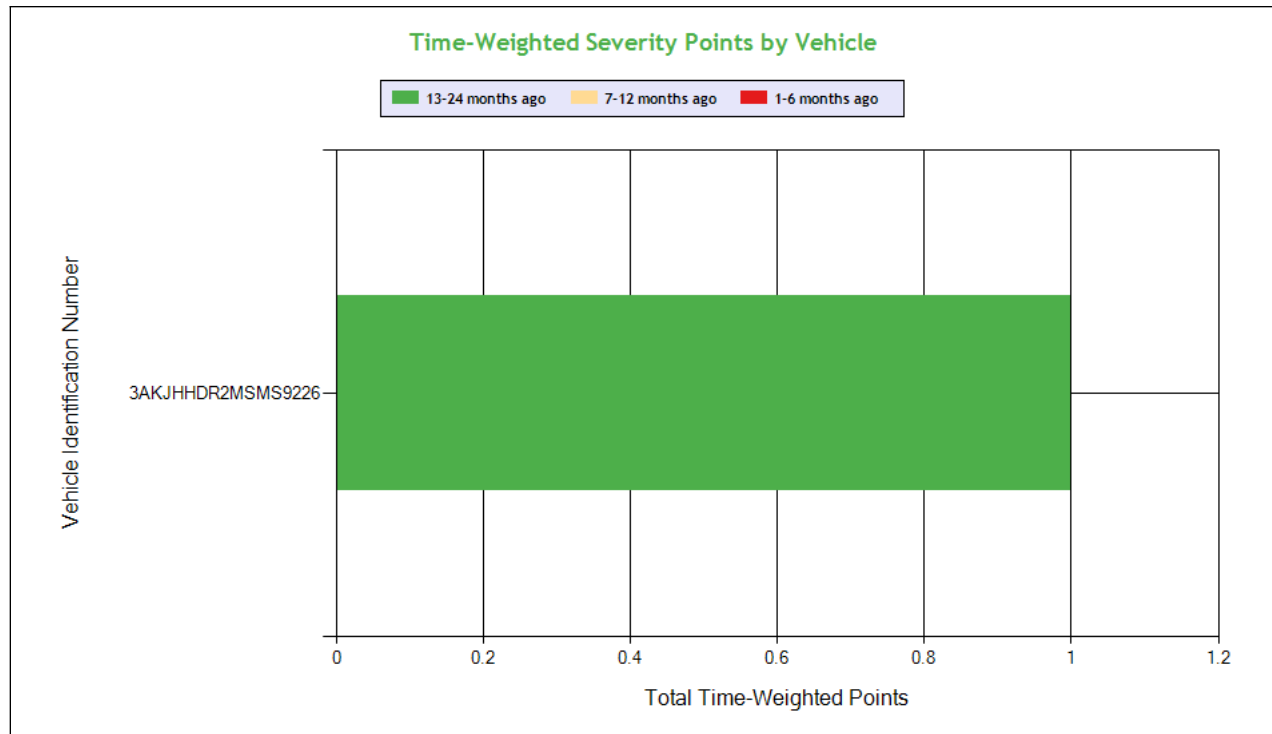
Shaded = Out Of Service Violation			
Violation Group			Other Driver Violations
Violation Description	Total Time-weighted Points by VIN	% of Total Time-weighted Points by VIN	Unlawfully parking and/or leaving vehicle in the roadway
Driver Resp			Yes
Total Time-weighted Points			1
% Total Time-Wt Pts			100
3AKJHHDR2MSMS9226	1	100	1 (0/0/1)



SAFETY ANALYSIS ToC

Unsafe Driving





See the Excel file for the complete analysis

Violations is in (1-6/7-12/13-24mo)

Shaded = Out Of Service Violation			
Violation Group			Other Driver Violations
Violation Description	Total Time-weighted Points by VIN	% of Total Time-weighted Points by VIN	Unlawfully parking and/or leaving vehicle in the roadway
Driver Resp			Yes
Total Time-weighted Points			1
% Total Time-Wt Pts			100
3AKJHHDR2MSMS9226	1	100	1 (0/0/1)

HOS Compliance

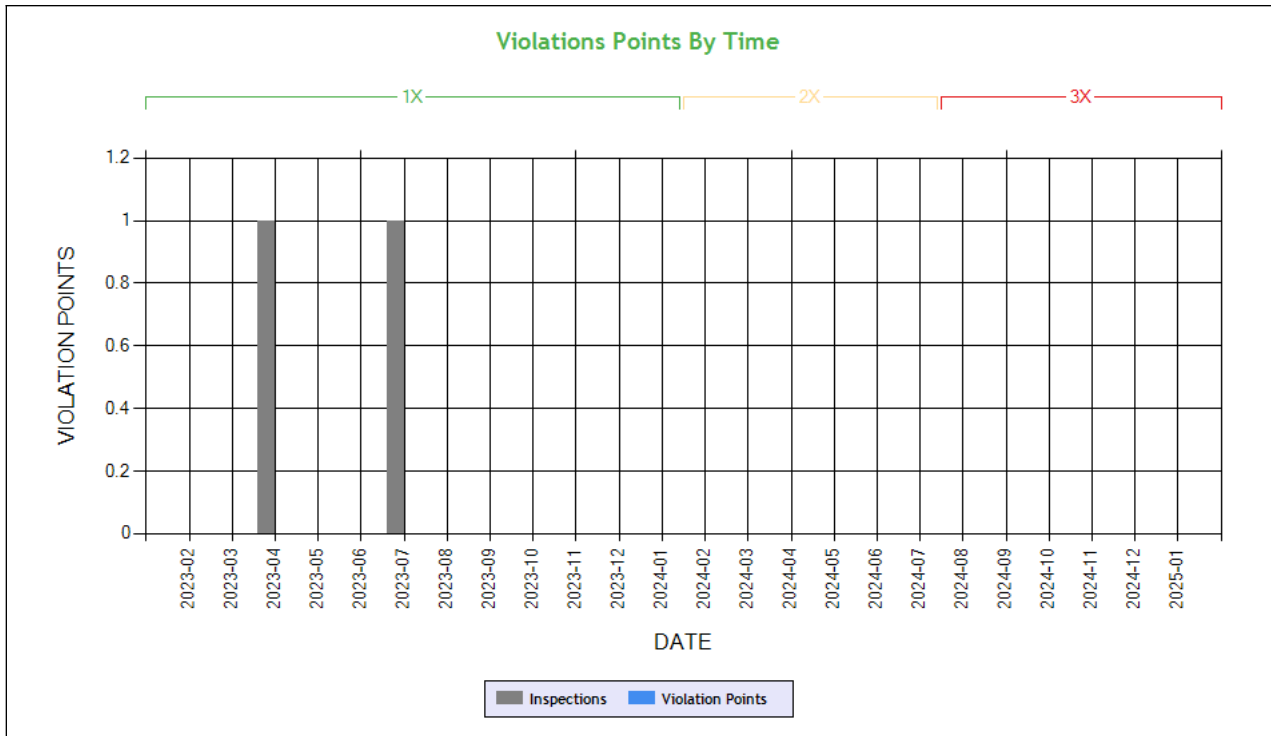
Time-Weighted Violation Points - no data available to draw a chart

Time-Weighted Severity Points by Vehicle - no data available to draw a chart

See the Excel file for the complete analysis

Violations is in (1-6/7-12/13-24mo)

Shaded = Out Of Service Violation		
Violation Group		
Violation Description	Total Time-weighted Points by VIN	% of Total Time-weighted Points by VIN



Carrier Software
 1-800-646-5152
 info@CarrierSoftware.com

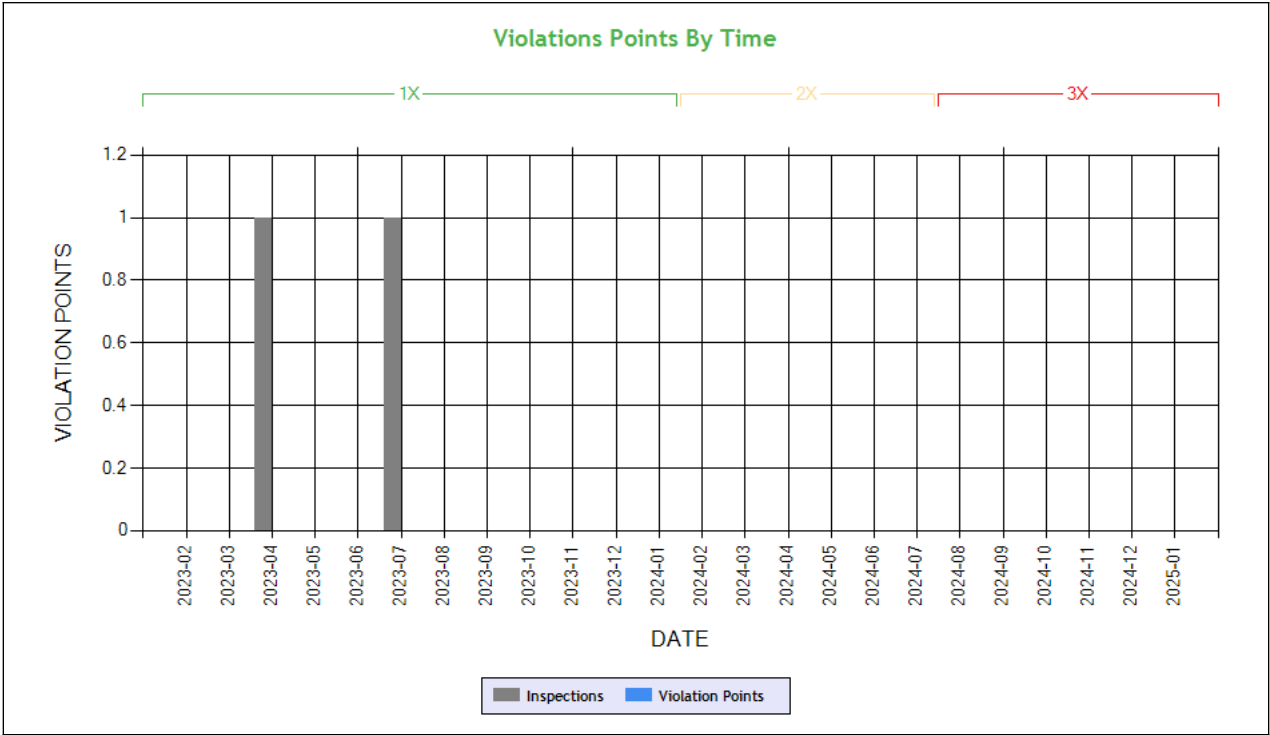
CONFIDENTIAL - Intended for use by Amerigo Insurance Agency - Date: 3/1/2025

TPS TRANSPORT INC - DOT# 3842869 / MC1398106

Driver Resp		
Total Time-weighted Points		
% Total Time-Wt Pts		



Driver Fitness



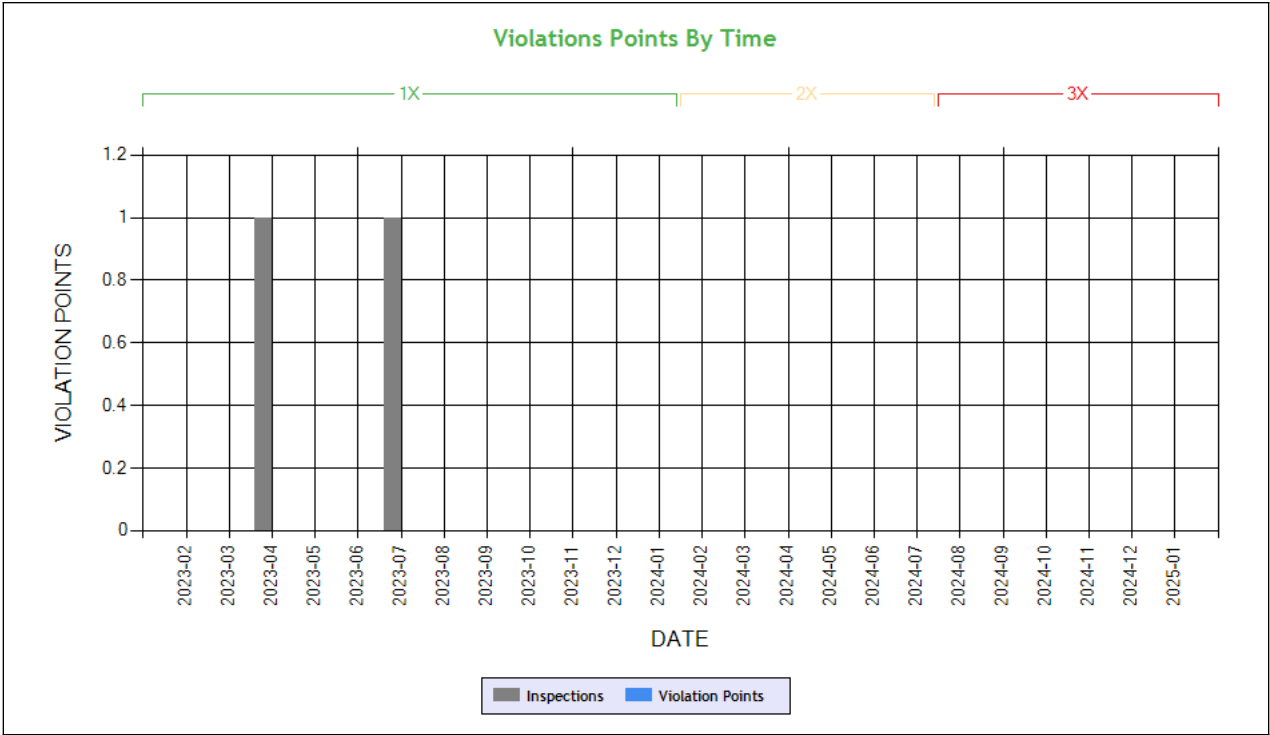
Time-Weighted Violation Points - no data available to draw a chart
Time-Weighted Severity Points by Vehicle - no data available to draw a chart

See the Excel file for the complete analysis # Violations is in (1-6/7-12/13-24mo)

Shaded = Out Of Service Violation		
Violation Group		
Violation Description	Total Time-weighted Points by VIN	% of Total Time-weighted Points by VIN
Driver Resp		
Total Time-weighted Points		
% Total Time-Wt Pts		



Vehicle Maintenance



Time-Weighted Violation Points - no data available to draw a chart
Time-Weighted Severity Points by Vehicle - no data available to draw a chart

See the Excel file for the complete analysis # Violations is in (1-6/7-12/13-24mo)

Shaded = Out Of Service Violation		
Violation Group		
Violation Description	Total Time-weighted Points by VIN	% of Total Time-weighted Points by VIN
Driver Resp		
Total Time-weighted Points		
% Total Time-Wt Pts		

COLOR CODED CRASH TABLE ToC

No crashes have been reported by the DOT on this Motor Carrier
INSPECTIONS WITH SHARED EQUIPMENT:
No Data



LEGEND

Vehicle Information

Inspection for DOT # being analyzed

Inspection for Different DOT #

Crash Information for specific VIN

INSPECTION DETAILS for ALL Inspections

PDF shows the first 100 Power Unit & Trailer VINs with most recent inspections using data from the last 4 years

POWER UNIT Inspections Section

VIN: 3AKJHHDR2MSM9226				Unit: Truck Tractor		Year: 2021	Make: FREIGHTLINER	
DOT No: 3842869		Docket No: MC1398106		Name: TPS TRANSPORT INC			Interstate: Yes	
Date	Unit License	Unit Lic State	Violation Unit	Violation Description		Severity	OOS	Citation
07/24/2023	YP56773	CA	-	-		-	-	-

VIN: 3AKJHHDR2MSMS9226				Unit: Truck Tractor		Year: 2021	Make: FREIGHTLINER	
DOT No: 3842869		Docket No: MC1398106		Name: TPS TRANSPORT INC			Interstate: Yes	
Date	Unit License	Unit Lic State	Violation Unit	Violation Description		Severity	OOS	Citation
07/24/2023	YP56773	CA	-	-		-	-	-
04/26/2023	YP56773	CA	D	392.2PK - Unlawfully parking and/or leaving vehicle in the roadway		1	No	

DOT No: 2467730		Docket No: MC853086		Name: SUKH PADDA TRANSPORT INC			Interstate: Yes	
Date	Unit License	Unit Lic State	Violation Unit	Violation Description		Severity	OOS	Citation
11/21/2021	XP97361	CA	1	393.60EWS - Windshield - Obstructed		1	No	
11/21/2021	XP97361	CA	D	392.71A - Using or equipping a CMV with radar detector		5	No	221325001
11/21/2021	XP97361	CA	D	395.24D - Eld Cannot Transfer Eld Records Electronically		0	No	
11/21/2021	XP97361	CA	D	395.8E - False report of drivers record of duty status		7	No	
07/28/2021	XP97361	CA	D	392.82A1 - Using a hand-held mobile telephone while operating a CMV		10	No	
07/28/2021	XP97361	CA	D	395.30B1 - Driver failed to certify the accuracy of the information gathered by the ELD		1	No	
03/02/2021	XP97361	CA	D	392.2SLLS3 - State/Local Laws - Speeding 11-14 miles per hour over the speed limit		7	No	91-61005
01/08/2021	XP97361	CA	D	383.51ASIN - Driving a CMV while CDL is suspended for a safety-related or unknown reason and in the state of driver license issuance.		8	Yes	KS27704

TRAILER Inspections Section

VIN: 3AKJHHDR2MSM9226				Unit: Truck Tractor		Year: 2021	Make: FREIGHTLINER	
DOT No: 3842869		Docket No: MC1398106		Name: TPS TRANSPORT INC			Interstate: Yes	
Date	Unit License	Unit Lic State	Violation Unit	Violation Description		Severity	OOS	Citation
07/24/2023	YP56773	CA	-	-		-	-	-

VIN: 3AKJHHDR2MSMS9226				Unit: Truck Tractor		Year: 2021	Make: FREIGHTLINER	
DOT No: 3842869		Docket No: MC1398106		Name: TPS TRANSPORT INC			Interstate: Yes	



Date	Unit License	Unit Lic State	Violation Unit	Violation Description	Severity	OOS	Citation
07/24/2023	YP56773	CA	-	-	-	-	-
04/26/2023	YP56773	CA	D	392.2PK - Unlawfully parking and/or leaving vehicle in the roadway	1	No	
DOT No: 2467730 Docket No: MC853086 Name: SUKH PADDA TRANSPORT INC Interstate: Yes							
Date	Unit License	Unit Lic State	Violation Unit	Violation Description	Severity	OOS	Citation
11/21/2021	XP97361	CA	1	393.60EWS - Windshield - Obstructed	1	No	
11/21/2021	XP97361	CA	D	392.71A - Using or equipping a CMV with radar detector	5	No	221325001
11/21/2021	XP97361	CA	D	395.24D - Eld Cannot Transfer Eld Records Electronically	0	No	
11/21/2021	XP97361	CA	D	395.8E - False report of drivers record of duty status	7	No	
07/28/2021	XP97361	CA	D	392.82A1 - Using a hand-held mobile telephone while operating a CMV	10	No	
07/28/2021	XP97361	CA	D	395.30B1 - Driver failed to certify the accuracy of the information gathered by the ELD	1	No	
03/02/2021	XP97361	CA	D	392.2SLLS3 - State/Local Laws - Speeding 11-14 miles per hour over the speed limit	7	No	91-61005
01/08/2021	XP97361	CA	D	383.51ASIN - Driving a CMV while CDL is suspended for a safety-related or unknown reason and in the state of driver license issuance.	8	Yes	KS27704

Inspection Summary By Month (based on inspections from the last 4 years) **ToC**

Year-Month	Number of Inspections	Number of Power Units	Total Violations	Total OOS Inspections	Total Severity Points	Number of Crashes
2023-07	1	2	0	0	0	0
2023-04	1	1	2	0	5	0

Note: The most recent month's counts may not include all the inspections for that month.

VIN Inspection Violation Details **ToC**

of VINs: 2 # of Insp: 2 Severity Weight: 9 Avg. Weight/VIN: 4.5 (based on inspections in the last 4 years, showing top 50 VINs inspected most recently)

VIN 1GR1A0624PB514271		# of Inspections: 1		Total Severity: 4		Percentage of Total: 44.44%		Avg. Weight Per Inspection: 4.0	
Inspection Date	Inspection ID	Inspection State	Location Description	Total Severity	# of Violations	Shipper Name	Inspection Level	Post Accident	Out of Service
04/26/2023	78473797	PA	I-80 MM 88 WASHINGTON TWP - WB	4	1	NORTHERN PELAGIC GROUP LLC	3	No	No
BASIC		Unit Type		Severity		Description		Out of Service	
Vehicle Maintenance		Semi Trailer		4		396.17C:Operating a CMV without proof of a periodic inspec		No	
VIN 3AKJHHDR2MSMS9226		# of Inspections: 1		Total Severity: 5		Percentage of Total: 55.56%		Avg. Weight Per Inspection: 5.0	
Inspection Date	Inspection ID	Inspection State	Location Description	Total Severity	# of Violations	Shipper Name	Inspection Level	Post Accident	Out of Service
04/26/2023	78473797	PA	I-80 MM 88 WASHINGTON TWP - WB	5	2	NORTHERN PELAGIC GROUP LLC	3	No	No
BASIC		Unit Type		Severity		Description		Out of Service	
Vehicle Maintenance		Truck Tractor		4		396.17C:Operating a CMV without proof of a periodic inspec		No	
Unsafe Driving		Truck Tractor		1		392.2PK:Unlawfully parking and/or leaving vehicle in the r		No	

Inspection History **ToC**

Inspection Date	Report Number	Report State	Plate Number	Plate State	Type	Severity Weight	Time Weight
07/24/2023	761C000949	AR	YP56773	CA	Truck Tractor		1
04/26/2023	C602311605	PA	YP56773	CA	Truck Tractor		1
3AKJHHDR2MSMS9226 - Power Unit - Unsafe Driving Violation: 392.2PKUnlawfully parking and/or leaving vehicle in the roadway						1	
3AKJHHDR2MSMS9226 - Power Unit - Vehicle Maintenance Violation: 396.17COperating a CMV without proof of a periodic inspection						4	

Only the first 20 inspections are shown. See the live report for more data.