



## Table of Contents

1. Overview	2. BASIC Scores History
3. BASIC Measures	4. KPI: BASIC Measures by Cargo Group
5. Estimated ISS Score	6. Investigation Results
7. Penalties History	8. Acute Critical Violations
9. Red Flag Violation Details	10. DOT Registration Information
11. DOT MCS-150 History	12. Crash Summary
13. Inspection Summary	14. KPI: Inspection Viol OOS Rates by Cargo Group
15. FHWA Registration Information	16. FHWA Insurance Information
17. FHWA Authorities	18. Severe Violations
19. Violation Report	20. Violation Summary
21. Violation Enforcement Chronology	22. Inspection Violations & OOS Counts
23. Radius Of Operation	24. Inspection & Crash Locations
25. Cargo Hot Spots	26. Inspection Violations & OOS Chronology
27. Percent of Insp & Crash by State	28. VIN Insp Summary by State
29. Violations By Unit Type	30. Equipment Ownership
31. Equipment Details	32. Vehicle Age
33. States of Power Unit Registrations	34. Equipment Acquisitions
35. Driver Details	36. Shared VIN Summary
37. Shipper Table	38. Safety Summary
39. Safety Details	40. Crash Detail Color Coded
41. Inspections with Shared Equipment	42. Inspection Tabular Details
43. Inspection Summary By Month	44. VIN Inspection Violation Details
45. Inspection History	



**Business Address**

3661 W SHIELD AVE UNIT 208  
FRESNO, CA  
93722

**Contact Info**

(951)-548-1912  
MANDARSH16@GMAIL.COM

**FHWA Address**

3661 W SHIELD AVE UNIT 208  
FRESNO, CA, 93722  
Phone: (951)-548-1912

**Mailing Address**

3661 W SHIELD AVE UNIT 208  
FRESNO, CA  
93722

**Overview ToC**

**Operating Status:** AUTHORIZED FOR Property  
2 other companies viewed this DOT in the past two months  
**Crash/PU ratio:** 0.0%  
**Clean Inspection ratio:** 0.0%

**Estimated BASIC Scores (as of 1/31/2025)**

	Unsafe Driving	Hours of Service	Driver Fitness	Controlled Sub. and Alcohol	Vehicle Maintenance	HM Compliance	Crash
<b>Relative Scores</b>	0% ⊖	0% ○	0% ○	0% ○	0% ○	0% ○	0% ○
<b>Alert Status</b>	No	No	No	No	No	No	No



**Estimated Inspection Selection System (ISS) Score: 69**  
**Category: Optional Inspect**

\* The Estimated ISS score is based on Insufficient Data Algorithm \*

**BASIC Scores History - Unsafe Driving ToC**

There are no Scores for this BASIC

**BASIC Scores History - Hours of Service ToC**

There are no Scores for this BASIC

**BASIC Scores History - Driver Fitness ToC**

There are no Scores for this BASIC

**BASIC Scores History - Controlled Substance ToC**

There are no Scores for this BASIC



**BASIC Scores History - Vehicle Maintenance ToC**

There are no Scores for this BASIC

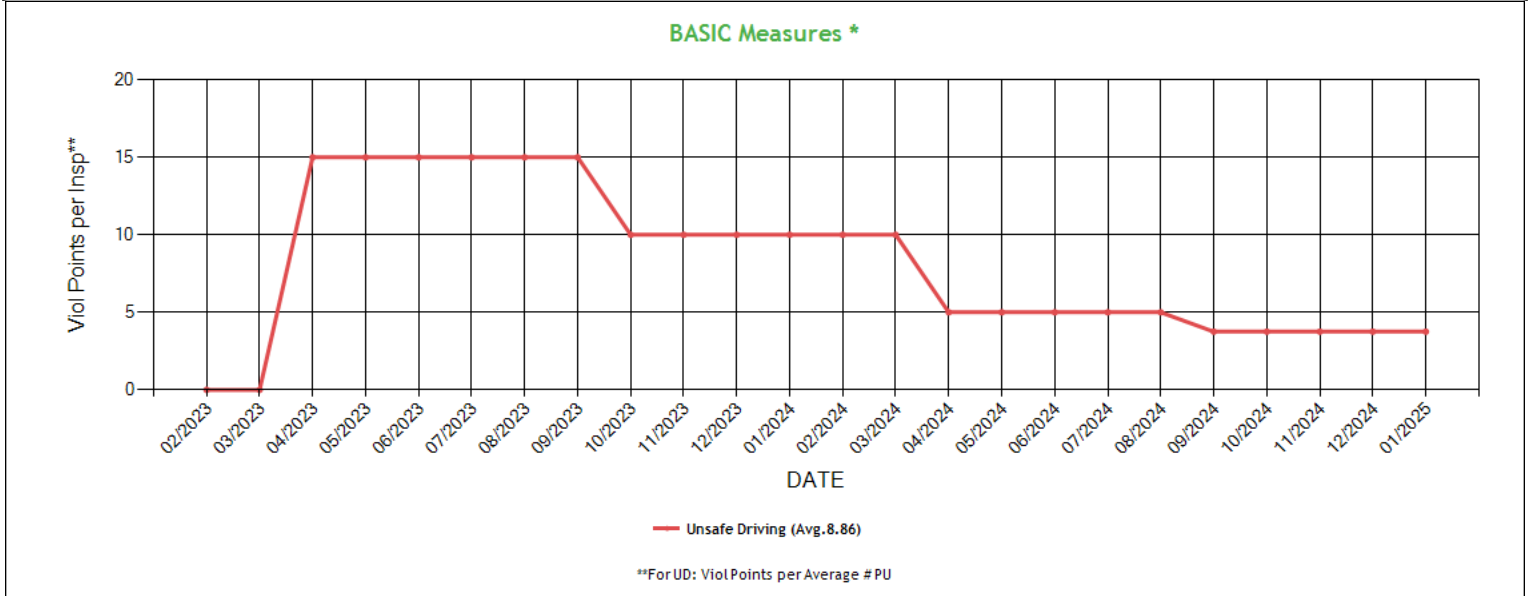
**BASIC Scores History - Crash ToC**

There are no Scores for this BASIC

**BASIC Scores History - Hazmat ToC**

There are no Scores for this BASIC

**BASIC Measures: Violation Points per Inspection Trends ToC**



\* BASIC Measures are the absolute SMS scores that are compared within each Safety Event Group to determine the BASIC Score percentiles. Averages based on fleets with 1-5 power units.



**BASIC Measures \* - Table ToC**

UD-Unsafe Driving, HOS-Hours of Service, DF-Driver Fitness, CS-Controlled Substances, VM-Vehicle Maintenance

Date	UD Measure	UD AC	UD with Viol	HOS Measure	HOS AC	HOS with Viol	DF Measure	DF AC	DF with Viol	CS Measure	CS AC	CS with Viol	VM Measure	VM AC	VM with Viol
01/2025	3.75	N	1	0.00	N	0	0.00	N	0	0.00	N	0	0.00	N	0
12/2024	3.75	N	1	0.00	N	0	0.00	N	0	0.00	N	0	0.00	N	0
11/2024	3.75	N	1	0.00	N	0	0.00	N	0	0.00	N	0	0.00	N	0
10/2024	3.75	N	1	0.00	N	0	0.00	N	0	0.00	N	0	0.00	N	0
09/2024	3.75	N	1	0.00	N	0	0.00	N	0	0.00	N	0	0.00	N	0
08/2024	5.00	N	1	0.00	N	0	0.00	N	0	0.00	N	0	0.00	N	0
07/2024	5.00	N	1	0.00	N	0	0.00	N	0	0.00	N	0	0.00	N	0
06/2024	5.00	N	1	0.00	N	0	0.00	N	0	0.00	N	0	0.00	N	0
05/2024	5.00	N	1	0.00	N	0	0.00	N	0	0.00	N	0	0.00	N	0
04/2024	5.00	N	1	0.00	N	0	0.00	N	0	0.00	N	0	0.00	N	0
03/2024	10.00	N	1	0.00	N	0	0.00	N	0	0.00	N	0	0.00	N	0
02/2024	10.00	N	1	0.00	N	0	0.00	N	0	0.00	N	0	0.00	N	0
01/2024	10.00	N	1	0.00	N	0	0.00	N	0	0.00	N	0	0.00	N	0
12/2023	10.00	N	1	0.00	N	0	0.00	N	0	0.00	N	0	0.00	N	0
11/2023	10.00	N	1	0.00	N	0	0.00	N	0	0.00	N	0	0.00	N	0
10/2023	10.00	N	1	0.00	N	0	0.00	N	0	0.00	N	0	0.00	N	0
09/2023	15.00	N	1	0.00	N	0	0.00	N	0	0.00	N	0	0.00	N	0
08/2023	15.00	N	1	0.00	N	0	0.00	N	0	0.00	N	0	0.00	N	0
07/2023	15.00	N	1	0.00	N	0	0.00	N	0	0.00	N	0	0.00	N	0
06/2023	15.00	N	1	0.00	N	0	0.00	N	0	0.00	N	0	0.00	N	0
05/2023	15.00	N	1	0.00	N	0	0.00	N	0	0.00	N	0	0.00	N	0
04/2023	15.00	N	1	0.00	N	0	0.00	N	0	0.00	N	0	0.00	N	0
03/2023	0.00	N	0	0.00	N	0	0.00	N	0	0.00	N	0	0.00	N	0
02/2023	0.00	N	0	0.00	N	0	0.00	N	0	0.00	N	0	0.00	N	0
01/2023	0.00	N	0	0.00	N	0	0.00	N	0	0.00	N	0	0.00	N	0
12/2022	0.00	N	0	0.00	N	0	0.00	N	0	0.00	N	0	0.00	N	0
11/2022	0.00	N	0	0.00	N	0	0.00	N	0	0.00	N	0	0.00	N	0
10/2022	0.00	N	0	0.00	N	0	0.00	N	0	0.00	N	0	0.00	N	0
09/2022	0.00	N	0	0.00	N	0	0.00	N	0	0.00	N	0	0.00	N	0
08/2022	0.00	N	0	0.00	N	0	0.00	N	0	0.00	N	0	0.00	N	0
07/2022	0.00	N	0	0.00	N	0	0.00	N	0	0.00	N	0	0.00	N	0
06/2022	0.00	N	0	0.00	N	0	0.00	N	0	0.00	N	0	0.00	N	0
05/2022	0.00	N	0	0.00	N	0	0.00	N	0	0.00	N	0	0.00	N	0
04/2022	0.00	N	0	0.00	N	0	0.00	N	0	0.00	N	0	0.00	N	0

\* BASIC Measures are the absolute SMS scores that are compared within each Safety Event Group to determine the BASIC Score percentiles.

**KPI: BASIC Measures by Fleet Size and Cargo Group ToC**

Fleet Size: 1-5 PUs

	Unsafe Driving		Hours of Service		Driver Fitness		Controlled Substance		Vehicle Maintenance		HM Compliance		Crash	
Cargo Group (Companies)	Avg.	Comp. to Avg.	Avg.	Comp. to Avg.	Avg.	Comp. to Avg.	Avg.	Comp. to Avg.	Avg.	Comp. to Avg.	Avg.	Comp. to Avg.	Avg.	Comp. to Avg.
Bulk Goods (249921)	0.77	Worse	0.22	Better	0.13	Better	0.01	Better	1.71	Better	0.01	Better	0.06	Better
MAND CARRIER INC	3.75		0.00		0.00		0.00		0.00		0.00		0.00	

**Estimated ISS Score: 69 Optional Inspect ToC About the Inspection Selection System**



**Estimated ISS Score History - Table ToC**

Date	Estimated ISS Score	Recommendation	Algorithm
01/31/2025	69	Optional Inspect	Insufficient Data Algorithm
12/27/2024	69	Optional Inspect	Insufficient Data Algorithm
11/29/2024	69	Optional Inspect	Insufficient Data Algorithm
10/25/2024	69	Optional Inspect	Insufficient Data Algorithm
09/27/2024	69	Optional Inspect	Insufficient Data Algorithm
08/30/2024	69	Optional Inspect	Insufficient Data Algorithm
07/26/2024	69	Optional Inspect	Insufficient Data Algorithm
06/28/2024	69	Optional Inspect	Insufficient Data Algorithm
05/31/2024	68	Optional Inspect	Insufficient Data Algorithm
04/26/2024	66	Optional Inspect	Insufficient Data Algorithm
03/29/2024	66	Optional Inspect	Insufficient Data Algorithm
02/23/2024	66	Optional Inspect	Insufficient Data Algorithm
01/26/2024	66	Optional Inspect	Insufficient Data Algorithm
12/29/2023	66	Optional Inspect	Insufficient Data Algorithm
11/24/2023	66	Optional Inspect	Insufficient Data Algorithm
10/27/2023	66	Optional Inspect	Insufficient Data Algorithm
09/29/2023	66	Optional Inspect	Insufficient Data Algorithm
08/25/2023	68	Optional Inspect	Insufficient Data Algorithm
07/28/2023	66	Optional Inspect	Insufficient Data Algorithm
06/30/2023	67	Optional Inspect	Insufficient Data Algorithm
05/26/2023	67	Optional Inspect	Insufficient Data Algorithm
04/28/2023	68	Optional Inspect	Insufficient Data Algorithm
03/31/2023	63	Optional Inspect	Insufficient Data Algorithm
02/24/2023	63	Optional Inspect	Insufficient Data Algorithm
01/27/2023	63	Optional Inspect	Insufficient Data Algorithm
12/30/2022	63	Optional Inspect	Insufficient Data Algorithm
11/25/2022	63	Optional Inspect	Insufficient Data Algorithm
10/28/2022	63	Optional Inspect	Insufficient Data Algorithm
09/30/2022	63	Optional Inspect	Insufficient Data Algorithm
08/26/2022	63	Optional Inspect	Insufficient Data Algorithm
07/29/2022	63	Optional Inspect	Insufficient Data Algorithm
06/24/2022	63	Optional Inspect	Insufficient Data Algorithm
05/27/2022	63	Optional Inspect	Insufficient Data Algorithm
04/29/2022	63	Optional Inspect	Insufficient Data Algorithm

**Investigation Results ToC**

No Investigations reported on FMCSA website

**Penalties History ToC**

There is a problem with the Penalties data on FMCSA website.

**Acute Critical Violations (Based on Investigations as per CSA Methodology Appendix A) ToC**

No Data

No red flag violations in the last 24 months



**DOT Registration Information: The following information on this specific DOT # is from the Federal DOT (as of Operating Authority**

DOT Registration: 04/21/2022		Total Power Units: 2		Total Trucks: 2		Total Trailers: 2		Total Passenger Vehicles: 0	
Status	Entity Type	Organization Type	Nation	Total Cars		Drivers / CDL Drivers			
A	C	-	US	0		4 / 4			
MCS-150 Date	Op Codes	Shipper Op Codes	Shipper HazMat Op Codes	Latest Review Type		Latest Review Document Number(Date)			
09/09/2024	A					()			
MCS-150 Mileage (Year)	Record Update Date	Transports Hazmats	DOT Census Date	Recordable Accident Rate		Preventable Accident Rate			
50,000 (2024)	09/09/2024	N	04/21/2022	0%		0%			
MCS-151 Mileage	Safety Rating (Date)	SEA Accident	SEA Driver	SEA Vehicle		SEA Management			
0	None (None)	0%	0%	0%		0%			
Classification Codes		Cargo Carried (per MCS-150)							
Authorized-For-Hire		Fresh Produce							

DOT MCS-150 History ToC			(as of 09/16/2024 DOT census)							
Census Date	MCS-150 Date	MCS-150 Mileage	VMT Year	Power Units	Drivers	Trailers	Company Rep1	Company Rep2	Email	
9/16/2024	9/9/2024	50000	2024	2	4	-	ARSHDEEP SINGH		MANDARSH16@GMAIL.COM	
3/9/2023	3/6/2023	1	2023	1	1	1	ARSHDEEP SINGH		MANDARSH16@GMAIL.COM	
5/9/2022	4/21/2022	0		1	1	1	ARSHDEEP SINGH		MANDARSH16@GMAIL.COM	

**Crash Summary Chart ToC**Crashes Summary - Chart (based on all available crash data)

No Data

Crashes Summary - Table (based on all available crash data) ToC										
	TOTAL	Last 6 months	7-12 months	13-18 months	19-24 months	25-30 months	30-36 months	37-41 months	42-48 months	Over 49 months
Total Reportable	0	0	0	0	0	0	0	0	0	0
Fatalities	0	0	0	0	0	0	0	0	0	0
Injuries	0	0	0	0	0	0	0	0	0	0
Tow Away	0	0	0	0	0	0	0	0	0	0
With Citations	0	0	0	0	0	0	0	0	0	0
Federal Recordable	0	0	0	0	0	0	0	0	0	0
Preventable	0	0	0	0	0	0	0	0	0	0
Crash per Pwr Unit	-	0.0%	0.0%	0.0%	0.0%	0.0%	0.0%	0.0%	0.0%	-

**Inspection Summary ToC**

The following inspection information is based on results for 24 months prior to: 02/27/2025. Please note that the total inspections number is not necessarily the total of the vehicle, driver and hazmat inspections, as one inspection may have included any combination of the below inspections.

Overall	Vehicle	Driver	Hazmat
(Please note that the total inspections number is not necessarily the total of the vehicle, driver and hazmat inspections, as one inspection may have included any combination of the below inspections)  Total Inspections: 1 Total Out of Service: 0  Out of Service: 0% National Average: 21.33% Difference: -21.33%	Total Inspections: 0 Total Out of Service: 0  Out of Service: 0.00% National Average: 25.44% Difference: -25.44%	Total Inspections: 1 Total Out of Service: 0  Out of Service: 0.00% National Average: 6.78% Difference: -6.78%	Total Inspections: 0 Total Out of Service: 0  Out of Service: 0.00% National Average: 2.97% Difference: -2.97%



**KPI: Inspection Viol OOS Rates by Cargo Group ToC**

Cargo Group	OVERALL		VEHICLE		DRIVER		HAZMAT	
	Average	Compared to Average	Average	Compared to Average	Average	Compared to Average	Average	Compared to Average
Bulk Goods	24.21%	Better	22.44%	Better	9.05%	Better	0.15%	Better
MAND CARRIER INC	0%		0%		0%		0%	

**FHWA Registration Information: The following data on this Motor Carrier is from the Federal Hwy Administration (as of 2/3/2025)**

Docket Number	DOT Number	Company Name	DBA Name	Address	City	State	Country	ZIP Code
MC1415574	3868507	MAND CARRIER INC		3661 W SHIELD AVE UNIT 208	FRESNO	CA	US	93722
Phone Number	Fax Number	Mail Address	Mail City	Mail State	Mail Contry	Mail ZIP Code	Mail Phone Number	Mail Fax Number
(951)-548-1912								
Date of Last Change	Freight	Passenger	Household Goods	Active Authority	Pending Authority	Revocation Pending Authority		
2/3/2025	Y	N	N	/ Common /	/	/ Common /		

**Insurance Required (as of 02/03/2025) ToC**

Docket Number	Insurance Type	Insurance Required	Insurance on File
MC1415574	BIPD	\$750k	\$750k
MC1415574	Cargo	No	No
MC1415574	Bond	No	No

**Active / Pending Insurance (as of 02/03/2025)**

No Data

**Insurance History (as of 02/03/2025)**

Docket Number	Form	Type	Insurance Carrier	Policy/Surety	Coverage From	Coverage To	Effective Date From	Effective Date To
MC1415574	91X	BIPD/Primary	SUTTON SPECIALTY INSURANCE CO	WHI01000003095-00	\$0k	\$750k	02/27/2024	06/08/2024 Cancelled
MC1415574	91X	BIPD/Primary	SUTTON SPECIALTY INSURANCE CO	WHI01000003095-00	\$0k	\$750k	02/27/2024	05/20/2024 Replaced
MC1415574	91X	BIPD/Primary	SECURITY NATIONAL INSURANCE CO.	SMC1812167	\$0k	\$750k	02/27/2023	02/27/2024 Cancelled

**FHWA Authorities (as of 02/03/2025) ToC**

Docket#	L&I Name	Active Authority	Inactive Authority	Pending Authority	Revocation Pending Authority	Freight	Passenger	Household Goods
MC1415574	MAND CARRIER INC	Common /			Common /	Yes	No	No



**Authority History (as of 02/03/2025)**

Docket Number	Sub	Auth Type	Original Action	Disposition
MC1415574		COMMON	INVOLUNTARY REVOCATION 5/13/2024 12:00:00 AM	DISCONTINUED REVOCATION 5/21/2024 12:00:00 AM
MC1415574		COMMON	INVOLUNTARY REVOCATION 1/31/2024 12:00:00 AM	DISCONTINUED REVOCATION 2/27/2024 12:00:00 AM
MC1415574		COMMON	GRANTED 3/6/2023 12:00:00 AM	

**Severe Violations (i.e. those with >= 8 points) - Chart [ToC](#)**

No Data

**Severe Violations (i.e. those with >= 8 points) - Table**

No Data

**Violation Report [ToC](#)**

Inspection Date	Inspection State	BASIC	Violation Description	OOS	VIN	Severity Points
04/13/2023	OH	Unsafe Driving	392.2INAT - Inattentive Driving	No	3AKJHHDR3LSLE7998	5

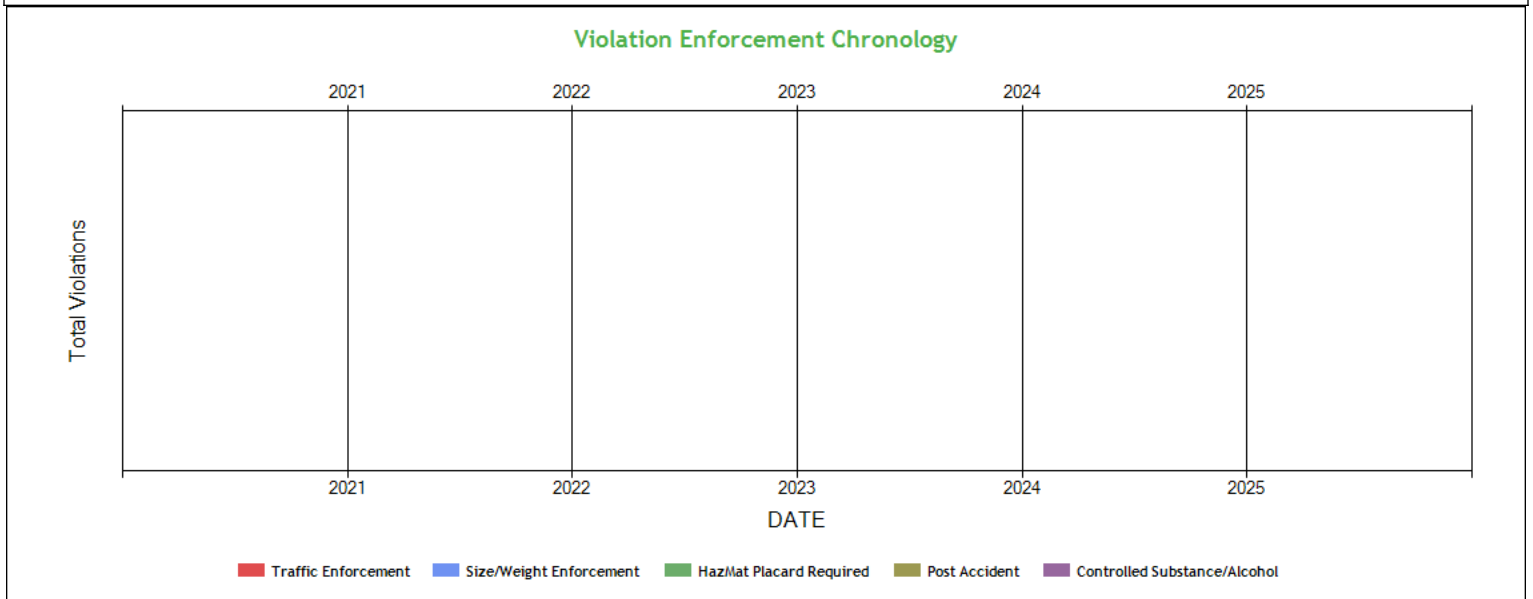
No filters were applied when generating this report, see the live report for more options.

**Violation Summary [ToC](#)**

BASIC	Violation Group	Code	Description	# of Violations	# of OOS Violations	Severity Points
Unsafe Driving	Dangerous Driving	392.2INAT	Inattentive Driving	1	0	5

No filters were applied when generating this report, see the live report for more options.

**Violation Enforcement Chronology - Chart [ToC](#)**



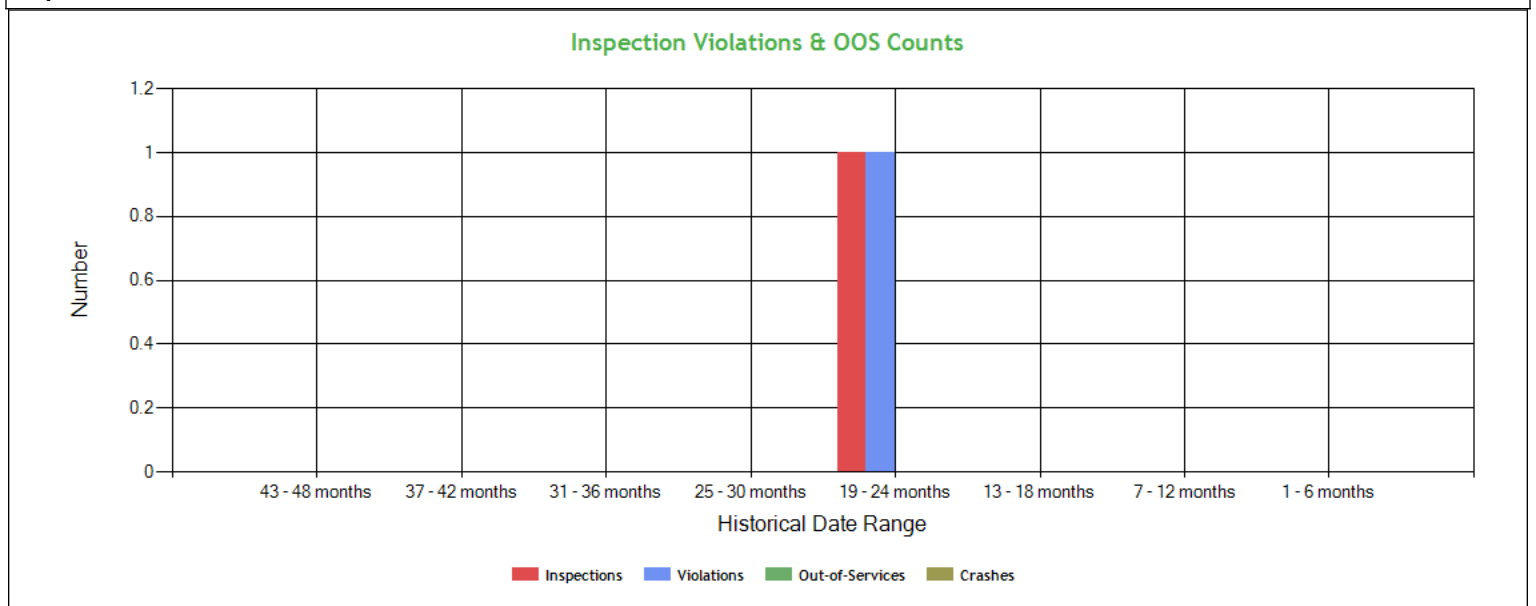




**Violation Enforcement Chronology - Table ToC**

	2021	2022	2023	2024	2025
Traffic Enforcement	0	0	0	0	0
Size/Weight Enforcement	0	0	0	0	0
HazMat Placard Required	0	0	0	0	0
Post Accident	0	0	0	0	0
Controlled Substance/Alcohol	0	0	0	0	0

**Inspection Violations & OOS Counts - Chart ToC**

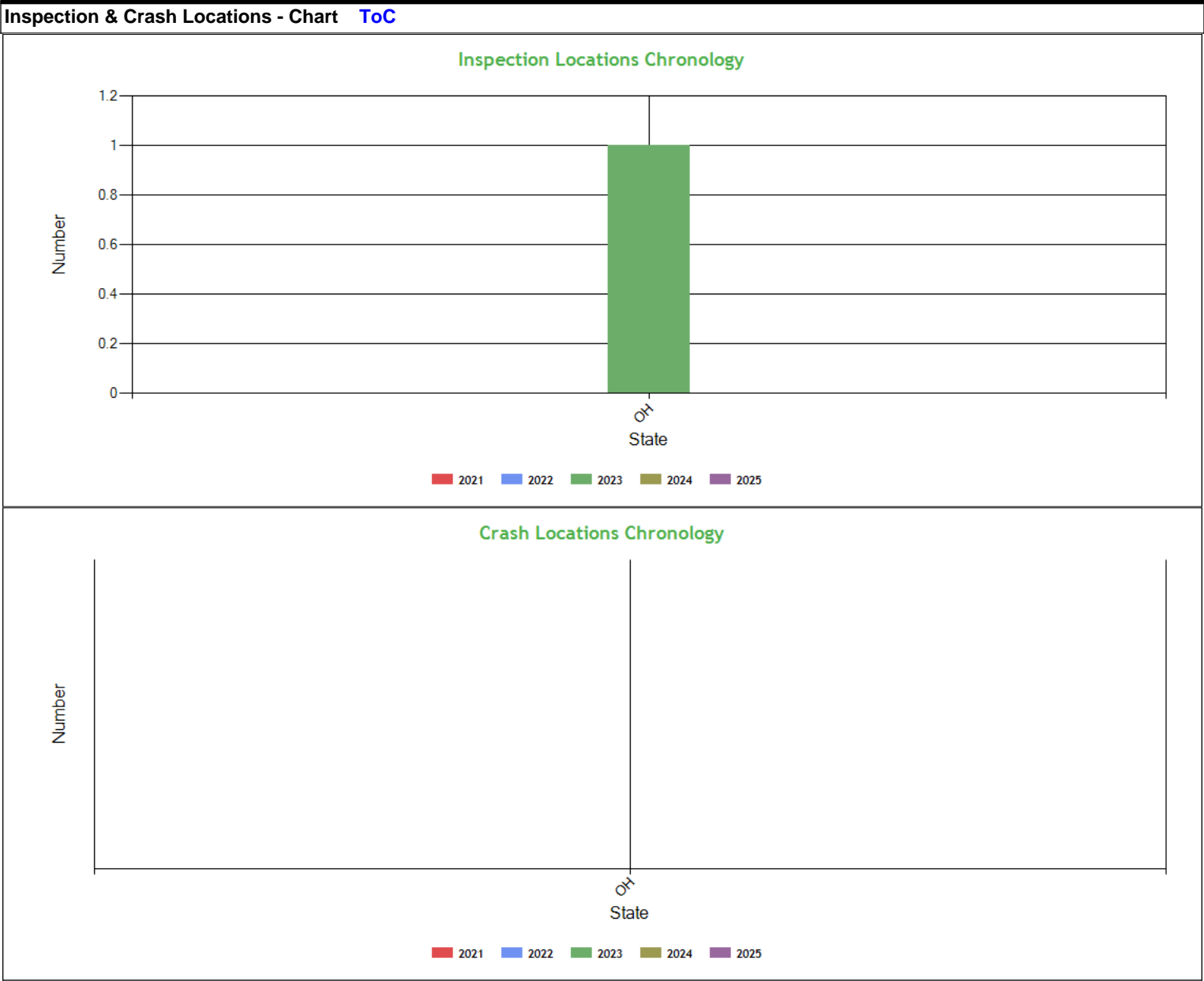


**Inspection Violations & OOS Counts - Table ToC**

Date Range	Inspections	Violations	Out-of-Services	Crashes
TOTAL	1	1	0	0
1 - 6 months	0	0	0	0
7 - 12 months	0	0	0	0
13 - 18 months	0	0	0	0
19 - 24 months	1	1	0	0
25 - 30 months	0	0	0	0
31 - 36 months	0	0	0	0
37 - 42 months	0	0	0	0
43 - 48 months	0	0	0	0



Radius of Operation (based on Inspections and Crashes during the past 3 years) ToC								
	Total	Drive between 0 and 50 miles radius	Drive between 51 and 200 miles radius	Drive between 201 and 300 miles radius	Drive between 301 and 400 miles radius	Drive between 401 and 500 miles radius	Drive between 501 and 600 miles radius	Drive beyond 600 miles radius
Power Units (i.e. unique VINs)	1	0	0	0	0	0	0	1
Percent	100%	0%	0%	0%	0%	0%	0%	100%



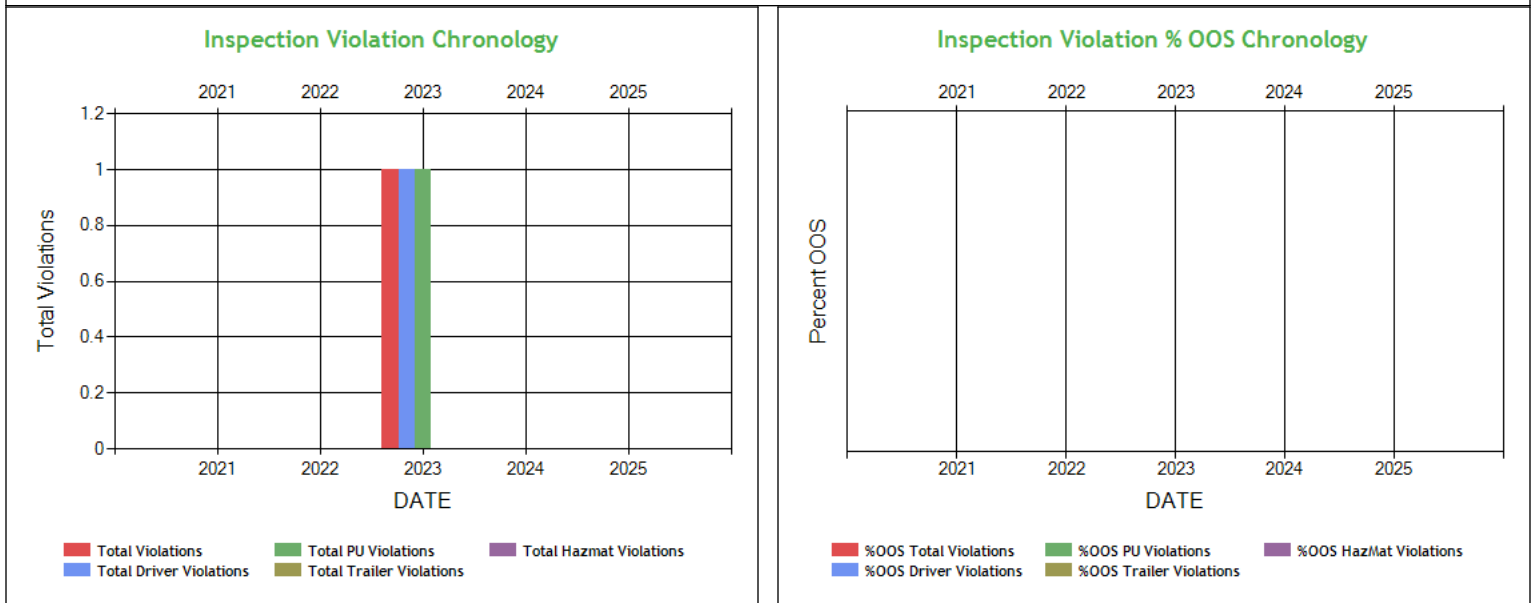


### Inspection & Crash Locations - Table ToC

State	Inspections					Violations					Out-of-Services					Crashes				
	2021	2022	2023	2024	2025	2021	2022	2023	2024	2025	2021	2022	2023	2024	2025	2021	2022	2023	2024	2025
TOTAL	0	0	1	0	0	0	0	1	0	0	0	0	0	0	0	0	0	0	0	0
OH	0	0	1	0	0	0	0	1	0	0	0	0	0	0	0	0	0	0	0	0

No hot spot data in the last 12 months

### Inspection Violation % OOS Chronology - Chart ToC

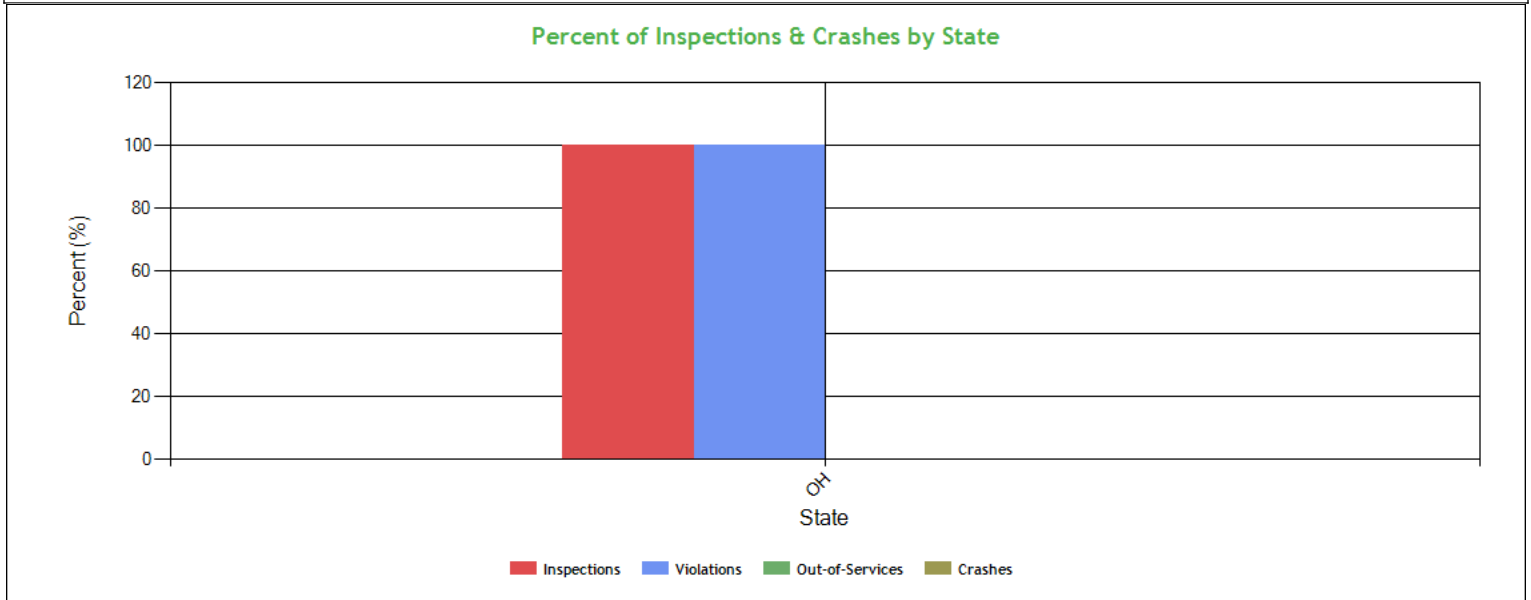


### Inspection Violation % OOS Chronology - Table ToC

	2021	2022	2023	2024	2025
Total Violations	0	0	1	0	0
Total Out Of Services	0	0	0	0	0
%OOS Total Violations	0	0	0	0	0
Total Driver Violations	0	0	1	0	0
Total Driver Out Of Services	0	0	0	0	0
%OOS Driver Violations	0	0	0	0	0
Total PU Violations	0	0	1	0	0
Total PU Out Of Services	0	0	0	0	0
%OOS PU Violations	0	0	0	0	0
Total Trailer Violations	0	0	0	0	0
Total Trailer Out Of Services	0	0	0	0	0
%OOS Trailer Violations	0	0	0	0	0
Total Hazmat Violations	0	0	0	0	0
Total Hazmat Out Of Services	0	0	0	0	0
%OOS HazMat Violations	0	0	0	0	0



Percent of Insp & Crash by State - Chart ToC



Percent of Insp & Crash by State - Table (based on Inspection data from the last 4 years) ToC

State	Inspections		Violations		Out-of-Services		Crashes	
	Total	Percent	Total	Percent	Total	Percent	Total	Percent
	1	100	1	100	0	100	0	100
OH	1	100	1	100	0	0	0	0

VIN Insp Summary by State (based on inspection from the last 2 years) ToC

VIN	Insp	Viol Pts	Counts in each State	
			OH	
			Insp	Viol Pts
TOTALS	1/ 5*	1/ 5**	1	5
3AKJHHDR3LSLE 7998	1	5	1	5

\*<Total number of inspections for these 1 VIN(s)>/n<Total number of inspections for these 1 state(s)>

\*\*<Total severity sum for these 1 VIN(s)>/n<Total severity sum for these 1 state(s)>

Violations By Unit Type ToC

# of Violations: 1 Total Severity: 5 based on inspections in the last 2 years

Violation Unit: Driver	# of Violations: 1	Total Severity: 5	% of Total: 100%
Viol. Group: Dangerous Driving	# of Violations: 1	Total Severity: 5	% of Total: 100%
Violation	Number of Occurrences	Viol. Severity	Total Severity
392.2INAT:Inattentive Driving	1	5	5



**Equipment Ownership** [ToC](#)**Equipment Ownership** (based on MCS-150 dated 9/9/2024)

	Trucks	Tractors	Trailers	Motor Coaches	Vans
Owned	0	2	2	0	0
Term Leased	0	0	0	0	0
Trip Leased	0	0	0	0	0
Total No.	0	2	2	0	0

**Equipment Details Power Units** [ToC](#)

VIN	Latest Insp Date	Year	Make	Model	Body Class	Body Type	Axles	Len	Fuel Type
3AKJHHDR3LS LE7998	04/13/2023	2020	FREIGHTLINER	New Cascadia 126" Sleepercab	Truck-Tractor	-	-	-	Diesel

**Equipment Details Trailers**

VIN	Latest Insp Date	Year	Make	Model	Body Class	Body Type	Axles	Len	Fuel Type
1JJV532B4PL41 9346	04/13/2023	2023	WABASH NATIONAL	Refrigerated Van	Trailer	Van Trailer	2	53	Not Applicable

**Vehicle Age** [ToC](#)

Year	# Power Units	PU Percentage	# Trailers	Trailres Percentage
2023	0	0.00%	1	100.00%
2020	1	100.00%	0	0.00%

Based on 24 months of inspection data, see the live report for more options

**States of Power Unit Registrations** [ToC](#)

State	OH
Number of Power Units	1

**Equipment Acquisitions - Table** [ToC](#)

	Power Units inspected for 1st time in past 12 months	Power Units inspected for 1st time in past 24 months	Power Units inspected during entire date range	Trailers inspected for 1st time in past 12 months	Trailers inspected for 1st time in past 24 months	Trailers inspected during entire date range
Unique VINs	0	1	1	0	1	1
Unique License Plates	0	1	1	0	1	1
License Plate States	0	1	1	0	1	1

**Driver Details** [ToC](#)**Driver Details** (based on MCS-150 dated 9/9/2024)

	Within 100 mi	Beyond 100 mi	TOTAL
# Drivers Interstate	0	4	4
# Drivers Intrastate	0	0	0
TOTAL	0	4	/

Avg. # Trip Lease Drivers/Mo: 0 # Drivers Grand Total: 4 # Drivers Commercially Licensed: 4



**Shared VIN Summary**   **ToC**

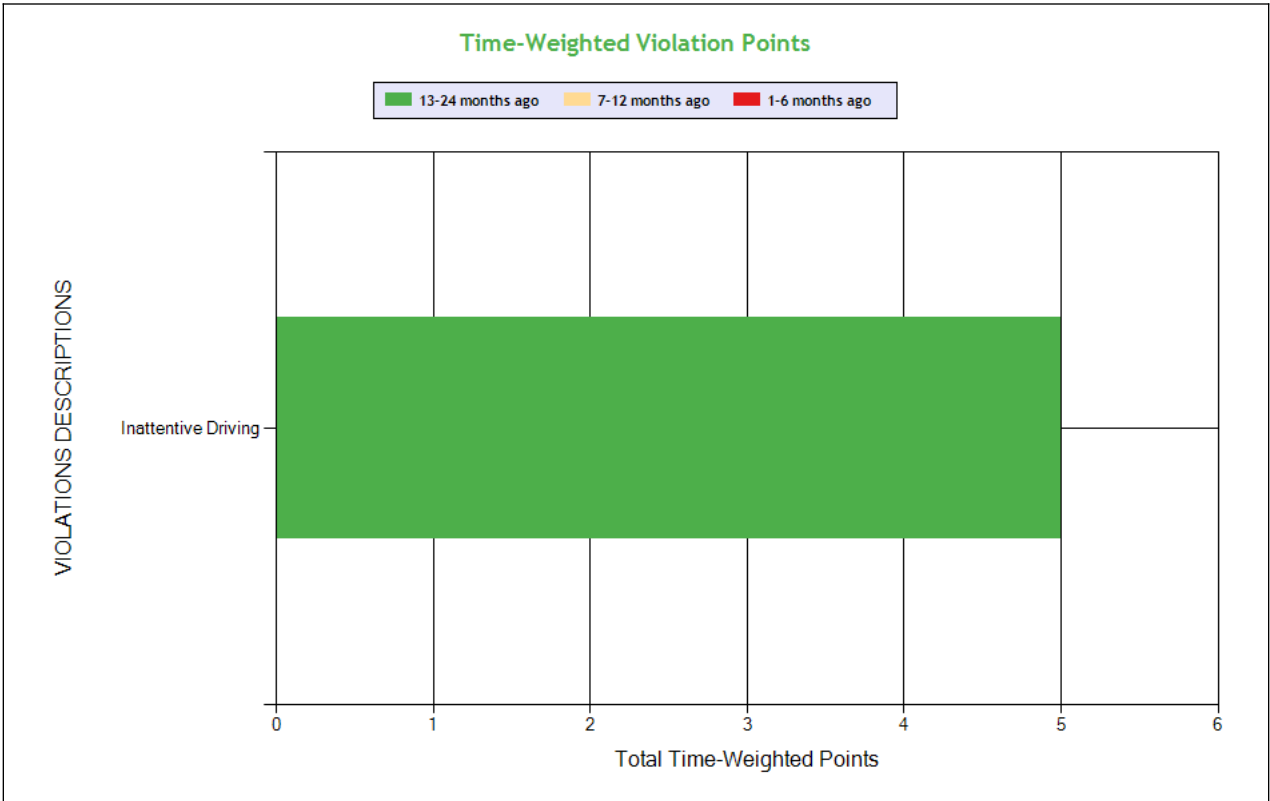
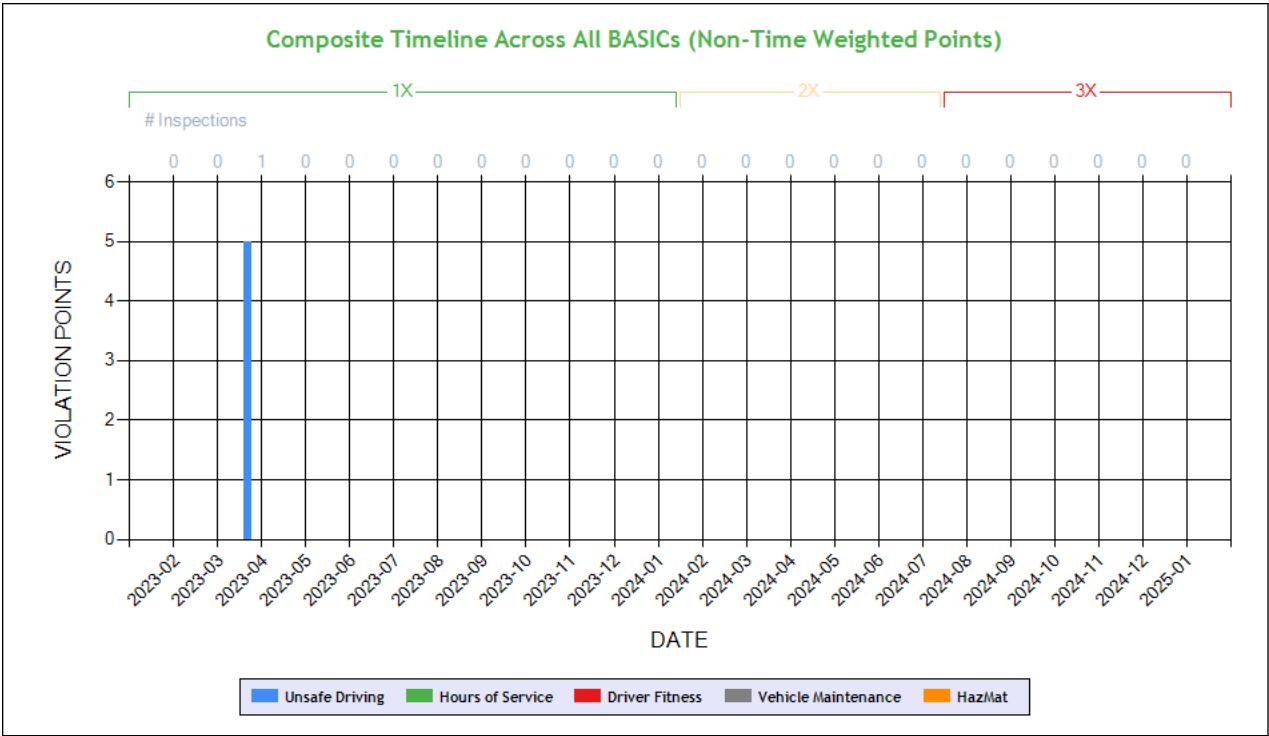
No Data

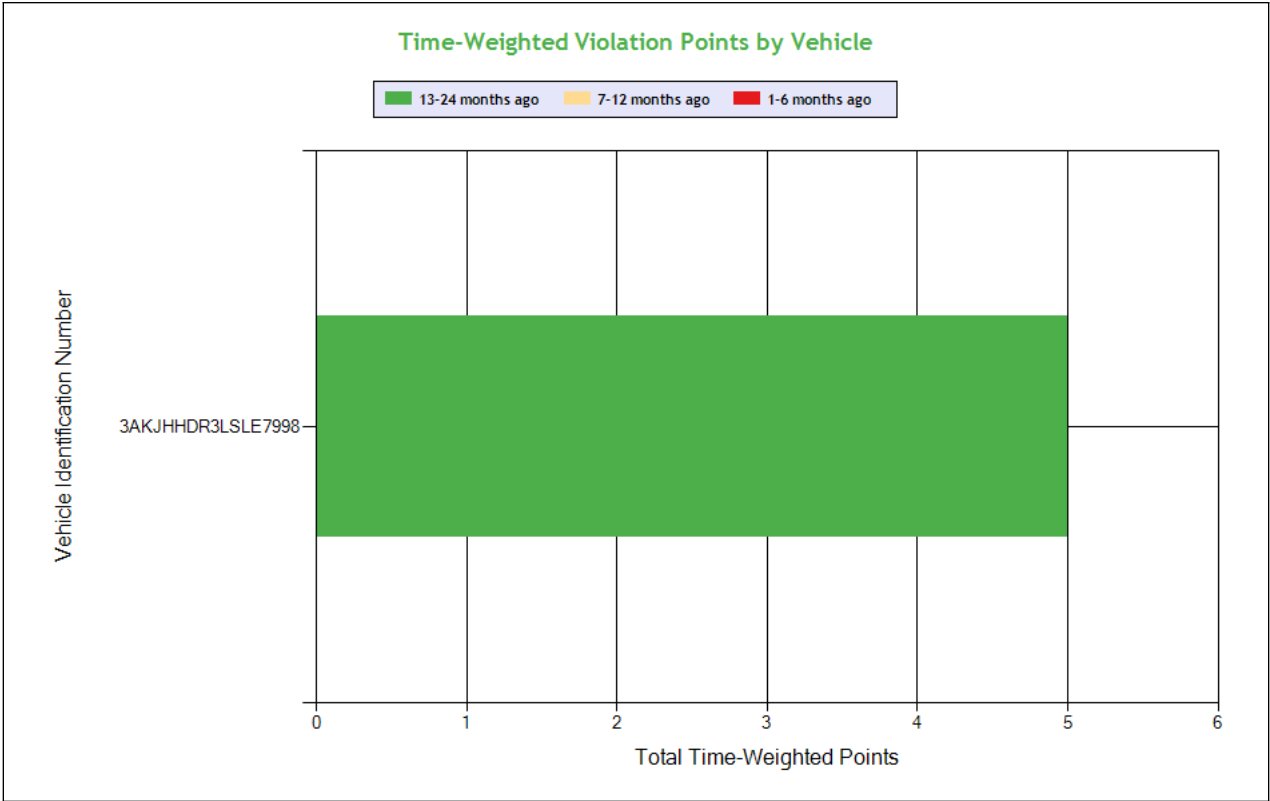
**SHIPPERS DETAIL**   **ToC** based on Inspection results for the last 4 years

Shipper Name	Number of Inspections
MAND CARRIER INC	1



**Carrier Underwriting Report Safety Summary ToC**





See the Excel file for the complete analysis # Violations is in (1-6/7-12/13-24mo)

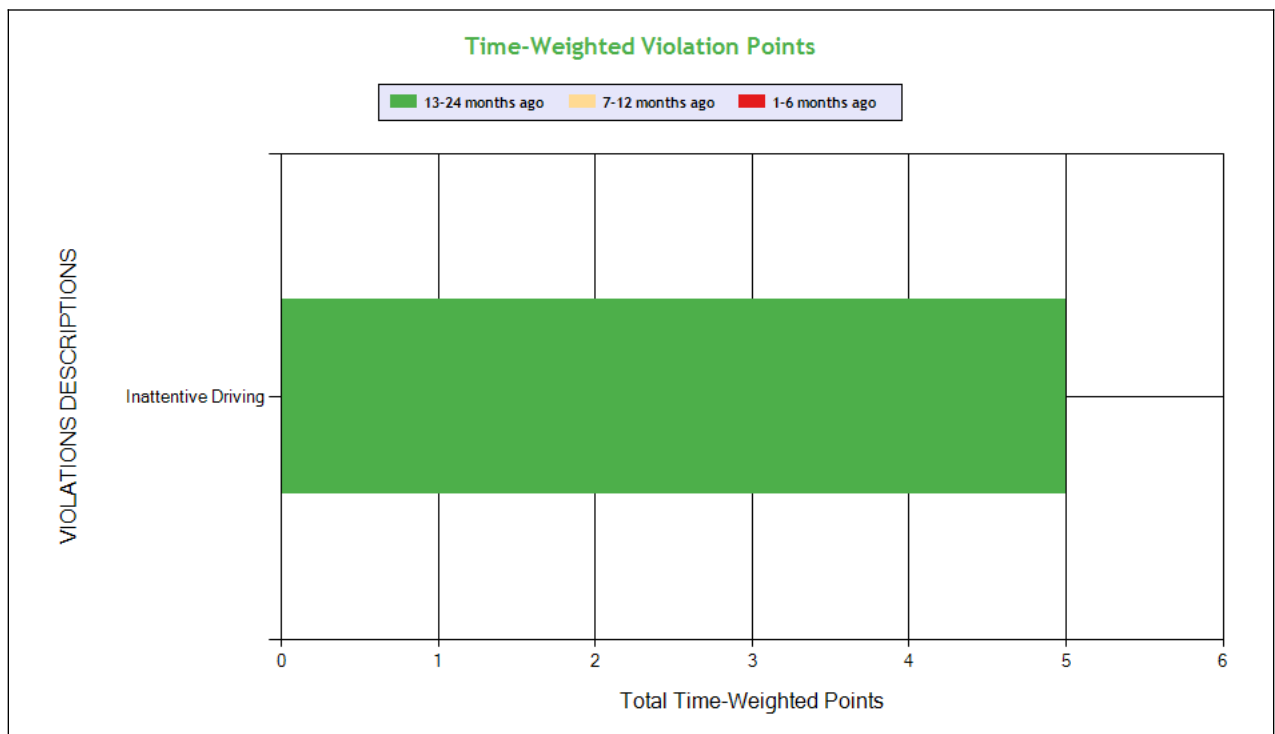
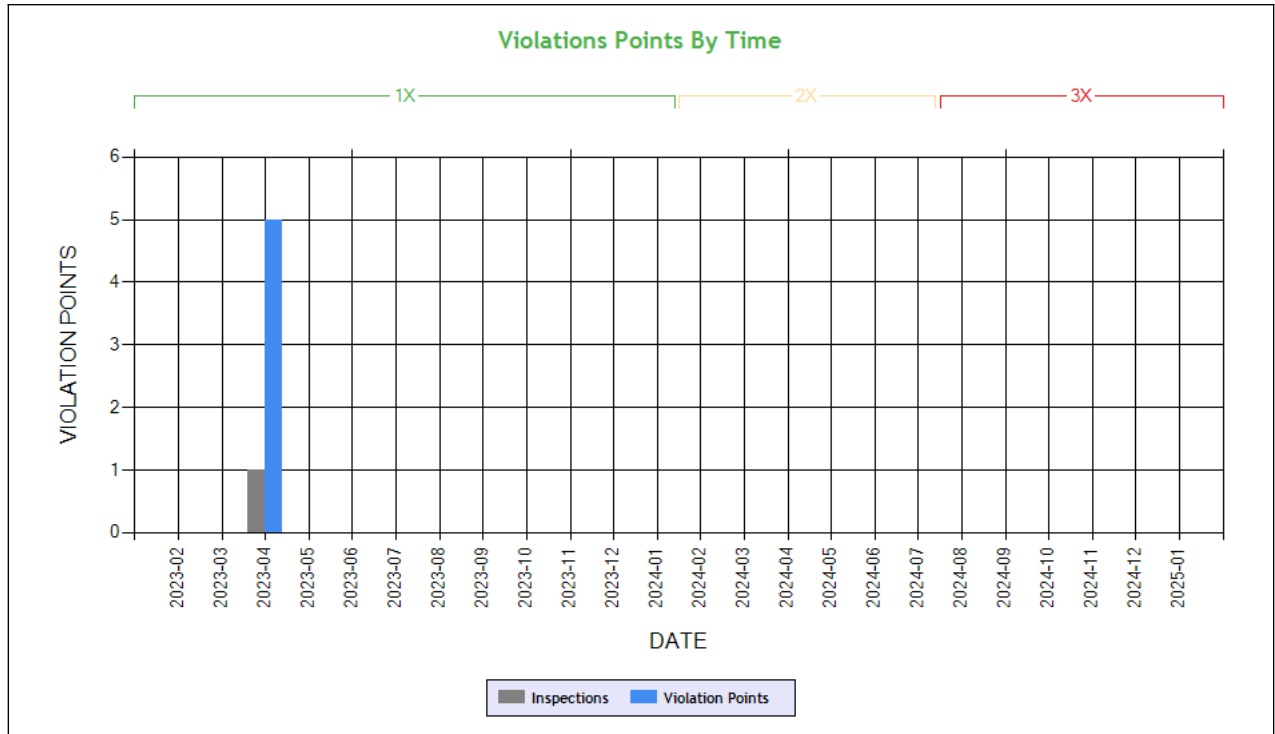
Shaded = Out Of Service Violation			
Violation Group			Dangerous Driving
Violation Description	Total Time-weighted Points by VIN	% of Total Time-weighted Points by VIN	Inattentive Driving
Driver Resp			Yes
Total Time-weighted Points			5
% Total Time-Wt Pts			100
3AKJHHDR3LSLE7998	5	100	5 (0/0/1)

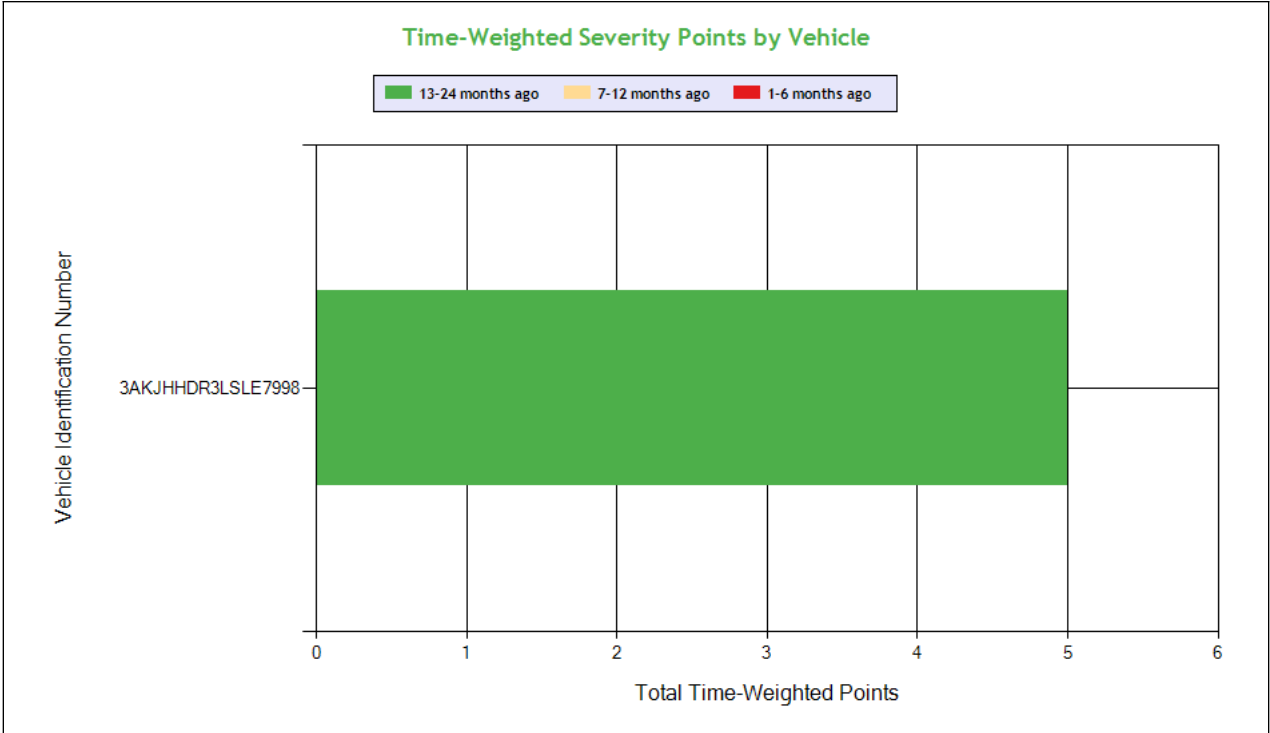




## SAFETY ANALYSIS ToC

### Unsafe Driving





See the Excel file for the complete analysis # Violations is in (1-6/7-12/13-24mo)

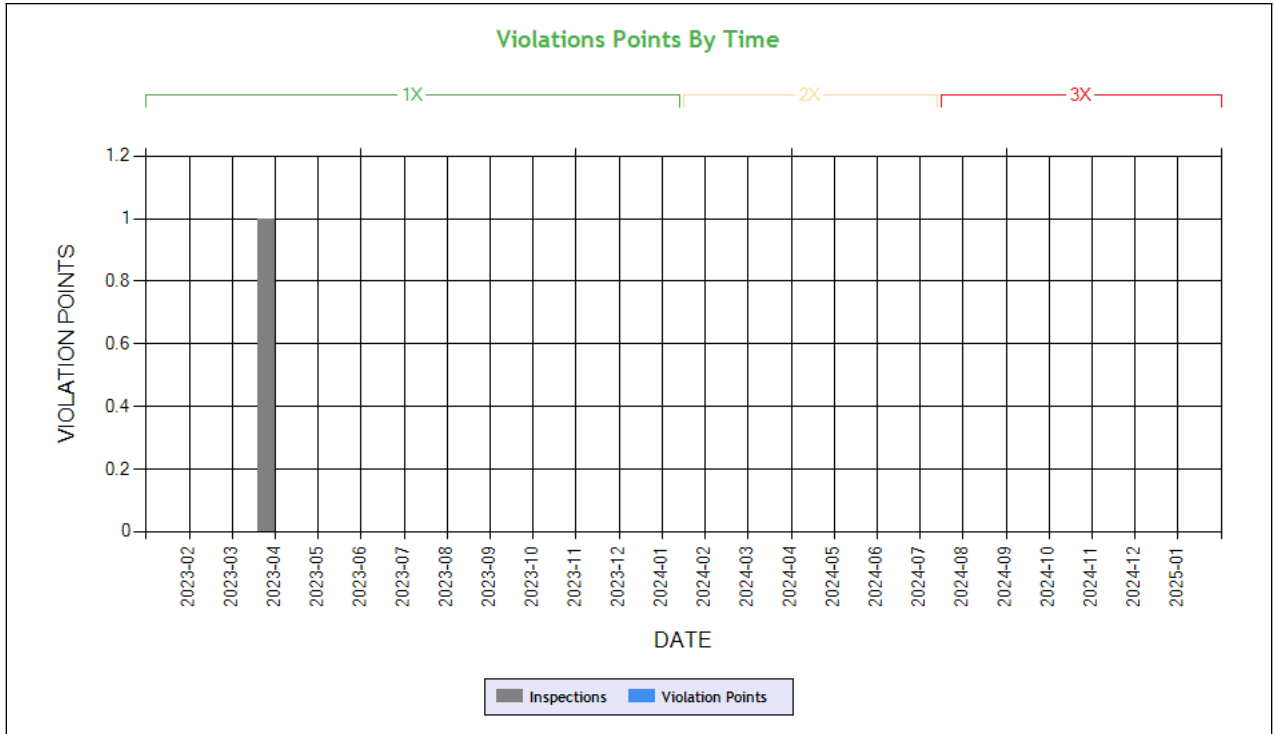
Shaded = Out Of Service Violation			
Violation Group			Dangerous Driving
Violation Description	Total Time-weighted Points by VIN	% of Total Time-weighted Points by VIN	Inattentive Driving
Driver Resp			Yes
Total Time-weighted Points			5
% Total Time-Wt Pts			100
3AKJHHDR3LSLE7998	5	100	5 (0/0/1)

HOS Compliance

Time-Weighted Violation Points - no data available to draw a chart  
Time-Weighted Severity Points by Vehicle - no data available to draw a chart

See the Excel file for the complete analysis # Violations is in (1-6/7-12/13-24mo)

Shaded = Out Of Service Violation		
Violation Group		
Violation Description	Total Time-weighted Points by VIN	% of Total Time-weighted Points by VIN



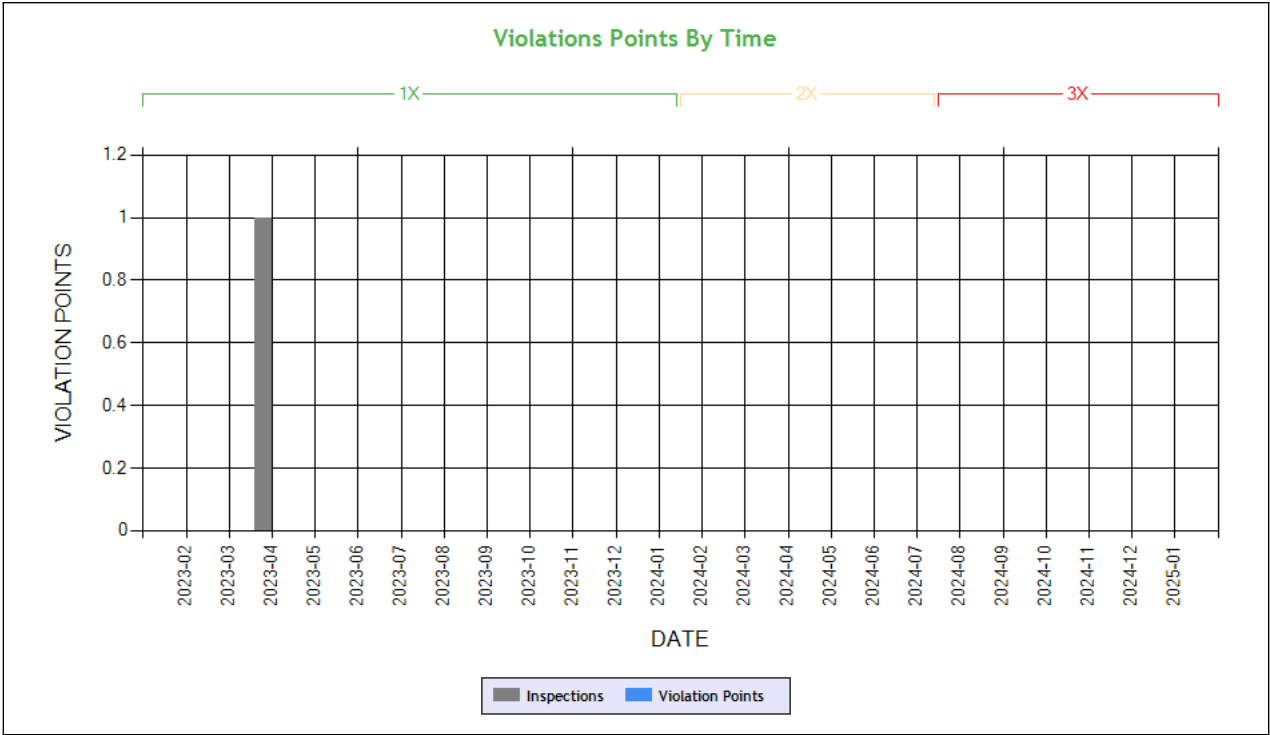
**Carrier Software**  
 1-800-646-5152  
 info@CarrierSoftware.com

**CONFIDENTIAL - Intended for use by Amerigo Insurance Agency - Date: 2/28/2025**  
**MAND CARRIER INC - DOT# 3868507 / MC1415574**

Driver Resp		
Total Time-weighted Points		
% Total Time-Wt Pts		



**Driver Fitness**



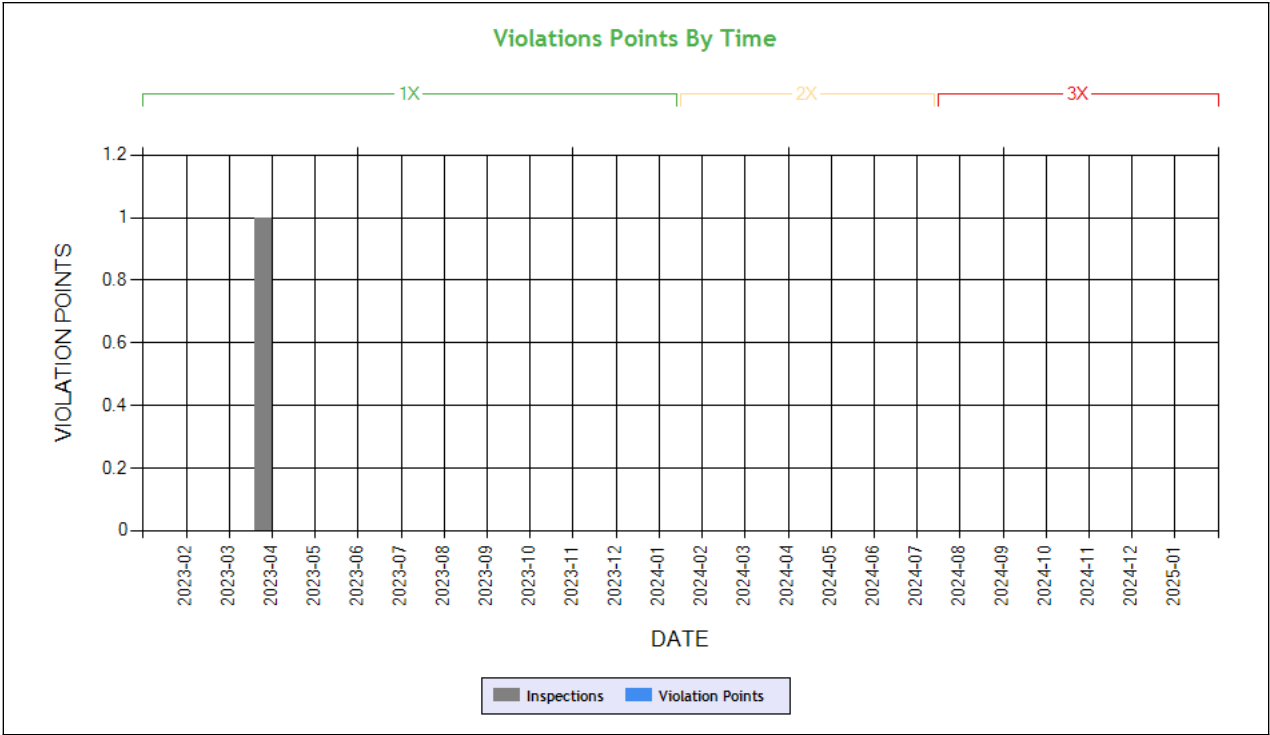
**Time-Weighted Violation Points - no data available to draw a chart**  
**Time-Weighted Severity Points by Vehicle - no data available to draw a chart**

See the Excel file for the complete analysis # Violations is in (1-6/7-12/13-24mo)

Shaded = Out Of Service Violation		
Violation Group		
Violation Description	Total Time-weighted Points by VIN	% of Total Time-weighted Points by VIN
Driver Resp		
Total Time-weighted Points		
% Total Time-Wt Pts		



Vehicle Maintenance



Time-Weighted Violation Points - no data available to draw a chart  
Time-Weighted Severity Points by Vehicle - no data available to draw a chart

See the Excel file for the complete analysis # Violations is in (1-6/7-12/13-24mo)

Shaded = Out Of Service Violation		
Violation Group		
Violation Description	Total Time-weighted Points by VIN	% of Total Time-weighted Points by VIN
Driver Resp		
Total Time-weighted Points		
% Total Time-Wt Pts		

COLOR CODED CRASH TABLE ToC

No crashes have been reported by the DOT on this Motor Carrier  
INSPECTIONS WITH SHARED EQUIPMENT:  
No Data



**LEGEND**

**Vehicle Information**

Inspection for DOT # being analyzed

Inspection for Different DOT #

Crash Information for specific VIN

**INSPECTION DETAILS for ALL Inspections**

PDF shows the first 100 Power Unit & Trailer VINs with most recent inspections using data from the last 4 years

**POWER UNIT Inspections Section**

VIN: 3AKJHHR3LSLE7998			Unit: Truck Tractor		Year: 2020	Make: FREIGHTLINER		
Crash Report No.	DOT	Date	State	Fatalities	Injuries	Tow Away	Vehicles Involved	
CA3352301374	3199901	07/17/2023	CA	0	1	Yes	2	
DOT No: 3199901		Docket No: MC166097		Name: WESTERN ROADIES INC		Interstate: Yes		
Date	Unit License	Unit Lic State	Violation Unit	Violation Description		Severity	OOS	Citation
05/29/2024	YP25091	CA	1	396.17CPI - OPERATING A CMV WITHOUT DOCUMENTATION OF A PERIODIC INSPECTION.		4	No	
05/29/2024	YP25091	CA	D	395.3A1HOSPD - HOS (PROPERTY) - DRIVING MORE THAN 11 HOURS FOLLOWING 10 CONSECUTIVE HOURS OFF DUTY DURING THE CURRENT 8 CONSECUTIVE DAY PERIOD. DATE AND TIME:		7	No	
05/29/2024	YP25091	CA	D	395.8E1PC - False Record of Duty Status - Improper use of Personal Conveyance Exception		7	No	
01/22/2024	YP25091	CA	D	391.41A - Driver not in possession of medical certificate		1	Yes	
01/22/2024	YP25091	CA	D	395.8E - False report of drivers record of duty status		7	Yes	
10/06/2023	YP25091	CA	-	-		-	-	-
08/29/2023	YP25091	CA	-	-		-	-	-
08/29/2023	YP25091	CA	1	396.3A1 - Inspection/repair and maintenance parts and accessories		2	No	
08/29/2023	YP25091	CA	D	383.51ASIN - Driving a CMV while CDL is suspended for a safety-related or unknown reason and in the state of driver license issuance.		8	Yes	KR59681
07/17/2023	YP25091	CA	-	-		-	-	-
04/27/2023	YP25091	CA	-	-		-	-	-
DOT No: 3868507		Docket No: MC1415574		Name: MAND CARRIER INC		Interstate: Yes		
Date	Unit License	Unit Lic State	Violation Unit	Violation Description		Severity	OOS	Citation
04/13/2023	YP25091	CA	D	392.2INAT - Inattentive Driving		5	No	
DOT No: 3199901		Docket No: MC166097		Name: WESTERN ROADIES INC		Interstate: Yes		
Date	Unit License	Unit Lic State	Violation Unit	Violation Description		Severity	OOS	Citation
02/22/2023	YP25091	CA	1	393.95A - No/discharged/unsecured fire extinguisher		2	No	
02/16/2023	YP25091	CA	1	393.95A - No/discharged/unsecured fire extinguisher		2	No	
02/16/2023	YP25091	CA	1	396.3A1BL - Brake system pressure loss		4	No	
02/10/2023	YP25091	CA	-	-		-	-	-
01/09/2023	YP25091	CA	-	-		-	-	-
11/16/2022	YP25091	CA	D	392.2SLLS2 - State/Local Laws - Speeding 6-10 miles per hour over the speed limit		4	No	9336669
10/19/2022	YP25091	CA	D	395.8AELD - ELD - No record of duty status (ELD Required)		5	Yes	HB29803
09/19/2022	YP25091	CA	-	-		-	-	-
DOT No: 253255		Docket No:		Name: BRADLEY SHERVILLE		Interstate: Yes		
Date	Unit License	Unit Lic State	Violation Unit	Violation Description		Severity	OOS	Citation
07/01/2021	XP59728	CA	-	-		-	-	-
DOT No: 2532550		Docket No: MC880258		Name: ROADIES INC		Interstate: Yes		



Date	Unit License	Unit Lic State	Violation Unit	Violation Description	Severity	OOS	Citation
04/13/2021	XP59728	CA	D	383.51ASIN - Driving a CMV while CDL is suspended for a safety-related or unknown reason and in the state of driver license issuance.	8	Yes	500070694
04/13/2021	XP59728	CA	D	391.41A - Driver not in possession of medical certificate	1	Yes	
03/28/2021	XP59728	CA	D	392.2SLLS3 - State/Local Laws - Speeding 11-14 miles per hour over the speed limit	7	No	
01/28/2020	XP59728	CA	D	392.2LC - Improper lane change	5	No	
01/28/2020	XP59728	CA	D	395.22G - Portable ELD not mounted in a fixed position and visible to driver	1	No	
01/28/2020	XP59728	CA	D	395.22H4 - Driver failed to maintain supply of blank driver's records of duty status graph-grids	1	No	
01/12/2020	XP59728	CA	-	-	-	-	-
12/18/2019	XP59728	CA	1	393.47E - Clamp/Roto-Chamber type brake(s) out of adjustment	4	No	WARNING
12/02/2019	XP59728	CA	D	392.2DL - Miscellaneous Drivers License Violation	0	No	HU04229
09/06/2019	XP59728	CA	1	392.2SLEWG2 - State/Local Laws - Excessive Weight-More Than 2501-5000 Lbs Over Gross Weight	0	No	DV41958

### TRAILER Inspections Section

VIN: 3AKJHHDR3LSLE7998		Unit: Truck Tractor			Year: 2020	Make: FREIGHTLINER	
Crash Report No.	DOT	Date	State	Fatalities	Injuries	Tow Away	Vehicles Involved
CA3352301374	3199901	07/17/2023	CA	0	1	Yes	2
DOT No: 3199901		Docket No: MC166097		Name: WESTERN ROADIES INC		Interstate: Yes	
Date	Unit License	Unit Lic State	Violation Unit	Violation Description	Severity	OOS	Citation
05/29/2024	YP25091	CA	1	396.17CPI - OPERATING A CMV WITHOUT DOCUMENTATION OF A PERIODIC INSPECTION.	4	No	
05/29/2024	YP25091	CA	D	395.3A1HOSPD - HOS (PROPERTY) - DRIVING MORE THAN 11 HOURS FOLLOWING 10 CONSECUTIVE HOURS OFF DUTY DURING THE CURRENT 8 CONSECUTIVE DAY PERIOD. DATE AND TIME:	7	No	
05/29/2024	YP25091	CA	D	395.8E1PC - False Record of Duty Status - Improper use of Personal Conveyance Exception	7	No	
01/22/2024	YP25091	CA	D	391.41A - Driver not in possession of medical certificate	1	Yes	
01/22/2024	YP25091	CA	D	395.8E - False report of drivers record of duty status	7	Yes	
10/06/2023	YP25091	CA	-	-	-	-	-
08/29/2023	YP25091	CA	-	-	-	-	-
08/29/2023	YP25091	CA	1	396.3A1 - Inspection/repair and maintenance parts and accessories	2	No	
08/29/2023	YP25091	CA	D	383.51ASIN - Driving a CMV while CDL is suspended for a safety-related or unknown reason and in the state of driver license issuance.	8	Yes	KR59681
07/17/2023	YP25091	CA	-	-	-	-	-
04/27/2023	YP25091	CA	-	-	-	-	-
DOT No: 3868507		Docket No: MC1415574		Name: MAND CARRIER INC		Interstate: Yes	
Date	Unit License	Unit Lic State	Violation Unit	Violation Description	Severity	OOS	Citation
04/13/2023	YP25091	CA	D	392.2INAT - Inattentive Driving	5	No	
DOT No: 3199901		Docket No: MC166097		Name: WESTERN ROADIES INC		Interstate: Yes	
Date	Unit License	Unit Lic State	Violation Unit	Violation Description	Severity	OOS	Citation
02/22/2023	YP25091	CA	1	393.95A - No/discharged/unsecured fire extinguisher	2	No	
02/16/2023	YP25091	CA	1	393.95A - No/discharged/unsecured fire extinguisher	2	No	
02/16/2023	YP25091	CA	1	396.3A1BL - Brake system pressure loss	4	No	
02/10/2023	YP25091	CA	-	-	-	-	-
01/09/2023	YP25091	CA	-	-	-	-	-
11/16/2022	YP25091	CA	D	392.2SLLS2 - State/Local Laws - Speeding 6-10 miles per hour over the speed limit	4	No	9336669
10/19/2022	YP25091	CA	D	395.8AELD - ELD - No record of duty status (ELD Required)	5	Yes	HB29803
09/19/2022	YP25091	CA	-	-	-	-	-



DOT No: 253255		Docket No:		Name: BRADLEY SHERVILLE		Interstate: Yes	
Date	Unit License	Unit Lic State	Violation Unit	Violation Description	Severity	OOS	Citation
07/01/2021	XP59728	CA	-	-	-	-	-
DOT No: 2532550		Docket No: MC880258		Name: ROADIES INC		Interstate: Yes	
Date	Unit License	Unit Lic State	Violation Unit	Violation Description	Severity	OOS	Citation
04/13/2021	XP59728	CA	D	383.51ASIN - Driving a CMV while CDL is suspended for a safety-related or unknown reason and in the state of driver license issuance.	8	Yes	500070694
04/13/2021	XP59728	CA	D	391.41A - Driver not in possession of medical certificate	1	Yes	
03/28/2021	XP59728	CA	D	392.2SLLS3 - State/Local Laws - Speeding 11-14 miles per hour over the speed limit	7	No	
01/28/2020	XP59728	CA	D	392.2LC - Improper lane change	5	No	
01/28/2020	XP59728	CA	D	395.22G - Portable ELD not mounted in a fixed position and visible to driver	1	No	
01/28/2020	XP59728	CA	D	395.22H4 - Driver failed to maintain supply of blank driver's records of duty status graph-grids	1	No	
01/12/2020	XP59728	CA	-	-	-	-	-
12/18/2019	XP59728	CA	1	393.47E - Clamp/Roto-Chamber type brake(s) out of adjustment	4	No	WARNING
12/02/2019	XP59728	CA	D	392.2DL - Miscellaneous Drivers License Violation	0	No	HU04229
09/06/2019	XP59728	CA	1	392.2SLEWG2 - State/Local Laws - Excessive Weight-More Than 2501-5000 Lbs Over Gross Weight	0	No	DV41958

Inspection Summary By Month (based on inspections from the last 4 years) <a href="#">ToC</a>						
Year-Month	Number of Inspections	Number of Power Units	Total Violations	Total OOS Inspections	Total Severity Points	Number of Crashes
2023-04	1	1	1	0	5	0
Note: The most recent month's counts may not include all the inspections for that month.						

VIN Inspection Violation Details <a href="#">ToC</a>									
# of VINs: 1 # of Insp: 1 Severity Weight: 5 Avg. Weight/VIN: 5.0 (based on inspections in the last 4 years, showing top 50 VINs inspected most recently)									
VIN 3AKJHHDR3LSLE7998		# of Inspections: 1		Total Severity: 5		Percentage of Total: 100.00%		Avg. Weight Per Inspection: 5.0	
Inspection Date	Inspection ID	Inspection State	Location Description	Total Severity	# of Violations	Shipper Name	Inspection Level	Post Accident	Out of Service
04/13/2023	78344398	OH	ROADSIDE INSPECTION	5	1	MAND CARRIER INC	3	No	No
BASIC		Unit Type		Severity		Description		Out of Service	
Unsafe Driving		Truck Tractor		5		392.2INAT:Inattentive Driving		No	

Inspection History <a href="#">ToC</a>							
Inspection Date	Report Number	Report State	Plate Number	Plate State	Type	Severity Weight	Time Weight
04/13/2023	3249010358	OH	YP25091	CA	Truck Tractor		1
3AKJHHDR3LSLE7998 - Power Unit - Unsafe Driving Violation: 392.2INATInattentive Driving						5	
Only the first 20 inspections are shown. See the live report for more data.							