



## Table of Contents

1. Overview	2. BASIC Scores History
3. BASIC Measures	4. KPI: BASIC Measures by Cargo Group
5. Estimated ISS Score	6. Investigation Results
7. Penalties History	8. Acute Critical Violations
9. Red Flag Violation Details	10. DOT Registration Information
11. DOT MCS-150 History	12. Crash Summary
13. Inspection Summary	14. KPI: Inspection Viol OOS Rates by Cargo Group
15. FHWA Registration Information	16. FHWA Insurance Information
17. FHWA Authorities	18. Severe Violations
19. Violation Report	20. Violation Summary
21. Violation Enforcement Chronology	22. Inspection Violations & OOS Counts
23. Radius Of Operation	24. Inspection & Crash Locations
25. Cargo Hot Spots	26. Inspection Violations & OOS Chronology
27. Percent of Insp & Crash by State	28. VIN Insp Summary by State
29. Violations By Unit Type	30. Equipment Ownership
31. Equipment Details	32. Vehicle Age
33. States of Power Unit Registrations	34. Equipment Acquisitions
35. Driver Details	36. Shared VIN Summary
37. Shipper Table	38. Safety Summary
39. Safety Details	40. Crash Detail Color Coded
41. Inspections with Shared Equipment	42. Inspection Tabular Details
43. Inspection Summary By Month	44. VIN Inspection Violation Details
45. Inspection History	



**Business Address**

4708 MAYBROOK AVE APT A  
BAKERSFIELD, CA  
93313

**Contact Info**

(661)-666-0865  
DJCARGOXPRESSINC@GMAIL.CO  
M

**FHWA Address**

4708 MAYBROOK AVE APT A  
BAKERSFIELD, CA, 93313  
Phone: (661)-666-0865

**Mailing Address**

4708 MAYBROOK AVE APT A  
BAKERSFIELD, CA  
93313-3447

**Overview ToC**

**Operating Status:** AUTHORIZED FOR Property  
One other company viewed this DOT in the past two months  
**Crash/PU ratio:** 0.0%  
**Clean Inspection ratio:** 80.0%

**Estimated BASIC Scores (as of 10/25/2024)**

	Unsafe Driving	Hours of Service	Driver Fitness	Controlled Sub. and Alcohol	Vehicle Maintenance	HM Compliance	Crash
<b>Relative Scores</b>	0% ○	0% ○	0% ○	0% ○	0% ⬆	0% ○	0% ○
<b>Alert Status</b>	No	No	No	No	No	No	No



**Estimated Inspection Selection System (ISS) Score: 1**  
**Category: Pass**

**BASIC Scores History - Unsafe Driving ToC**

There are no Scores for this BASIC

**BASIC Scores History - Hours of Service ToC**

There are no Scores for this BASIC

**BASIC Scores History - Driver Fitness ToC**

There are no Scores for this BASIC

**BASIC Scores History - Controlled Substance ToC**

There are no Scores for this BASIC



**BASIC Scores History - Vehicle Maintenance ToC**

There are no Scores for this BASIC

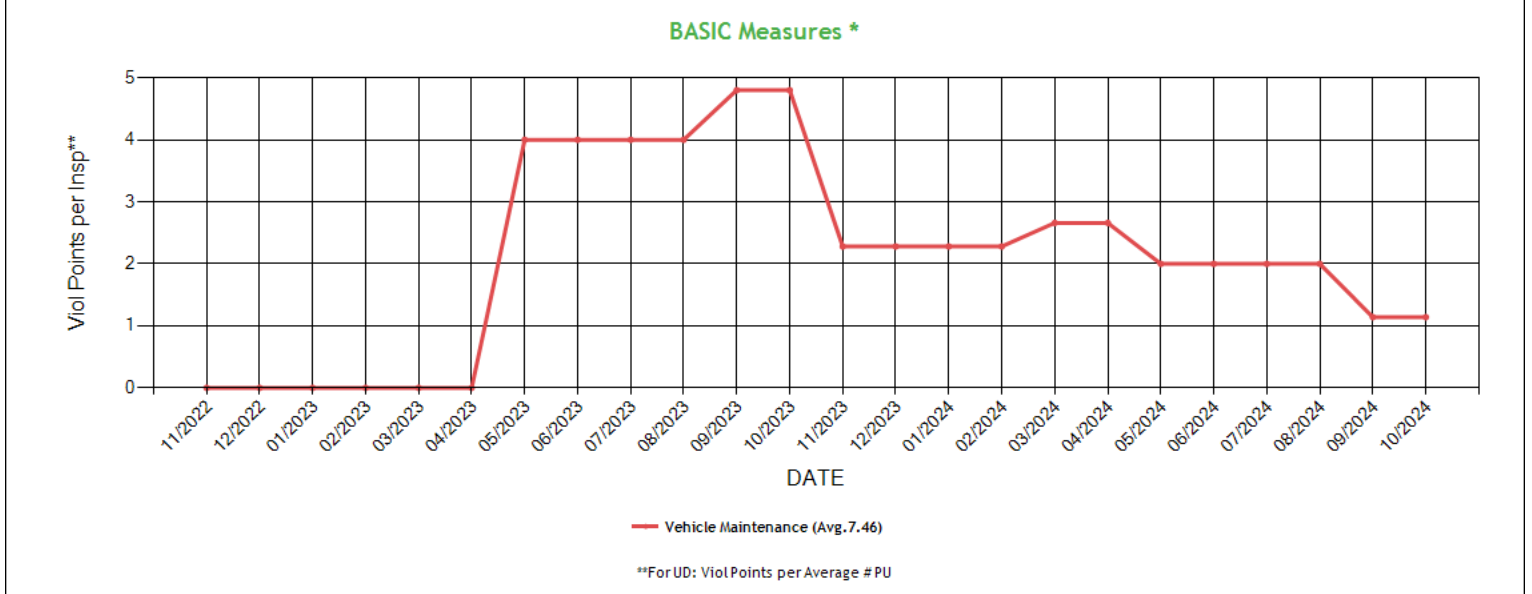
**BASIC Scores History - Crash ToC**

There are no Scores for this BASIC

**BASIC Scores History - Hazmat ToC**

There are no Scores for this BASIC

**BASIC Measures: Violation Points per Inspection Trends ToC**



\* BASIC Measures are the absolute SMS scores that are compared within each Safety Event Group to determine the BASIC Score percentiles. Averages based on fleets with 1-5 power units.



**BASIC Measures \* - Table ToC**

UD-Unsafe Driving, HOS-Hours of Service, DF-Driver Fitness, CS-Controlled Substances, VM-Vehicle Maintenance

Date	UD Measure	UD AC	UD with Viol	HOS Measure	HOS AC	HOS with Viol	DF Measure	DF AC	DF with Viol	CS Measure	CS AC	CS with Viol	VM Measure	VM AC	VM with Viol
10/2024	0.00	N	0	0.00	N	0	0.00	N	0	0.00	N	0	1.14	N	1
09/2024	0.00	N	0	0.00	N	0	0.00	N	0	0.00	N	0	1.14	N	1
08/2024	0.00	N	0	0.00	N	0	0.00	N	0	0.00	N	0	2.00	N	1
07/2024	0.00	N	0	0.00	N	0	0.00	N	0	0.00	N	0	2.00	N	1
06/2024	0.00	N	0	0.00	N	0	0.00	N	0	0.00	N	0	2.00	N	1
05/2024	0.00	N	0	0.00	N	0	0.00	N	0	0.00	N	0	2.00	N	1
04/2024	0.00	N	0	0.00	N	0	0.00	N	0	0.00	N	0	2.66	N	1
03/2024	0.00	N	0	0.00	N	0	0.00	N	0	0.00	N	0	2.66	N	1
02/2024	0.00	N	0	0.00	N	0	0.00	N	0	0.00	N	0	2.28	N	1
01/2024	0.00	N	0	0.00	N	0	0.00	N	0	0.00	N	0	2.28	N	1
12/2023	0.00	N	0	0.00	N	0	0.00	N	0	0.00	N	0	2.28	N	1
11/2023	0.00	N	0	0.00	N	0	0.00	N	0	0.00	N	0	2.28	N	1
10/2023	0.00	N	0	0.00	N	0	0.00	N	0	0.00	N	0	4.80	N	1
09/2023	0.00	N	0	0.00	N	0	0.00	N	0	0.00	N	0	4.80	N	1
08/2023	0.00	N	0	0.00	N	0	0.00	N	0	0.00	N	0	4.00	N	1
07/2023	0.00	N	0	0.00	N	0	0.00	N	0	0.00	N	0	4.00	N	1
06/2023	0.00	N	0	0.00	N	0	0.00	N	0	0.00	N	0	4.00	N	1
05/2023	0.00	N	0	0.00	N	0	0.00	N	0	0.00	N	0	4.00	N	1
04/2023	0.00	N	0	0.00	N	0	0.00	N	0	0.00	N	0	0.00	N	0
03/2023	0.00	N	0	0.00	N	0	0.00	N	0	0.00	N	0	0.00	N	0
02/2023	0.00	N	0	0.00	N	0	0.00	N	0	0.00	N	0	0.00	N	0
01/2023	0.00	N	0	0.00	N	0	0.00	N	0	0.00	N	0	0.00	N	0
12/2022	0.00	N	0	0.00	N	0	0.00	N	0	0.00	N	0	0.00	N	0
11/2022	0.00	N	0	0.00	N	0	0.00	N	0	0.00	N	0	0.00	N	0
10/2022	0.00	N	0	0.00	N	0	0.00	N	0	0.00	N	0	0.00	N	0

\* BASIC Measures are the absolute SMS scores that are compared within each Safety Event Group to determine the BASIC Score percentiles.

**KPI: BASIC Measures by Fleet Size and Cargo Group ToC**

Fleet Size: 1-5 PUs

	Unsafe Driving		Hours of Service		Driver Fitness		Controlled Substance		Vehicle Maintenance		HM Compliance		Crash	
Cargo Group (Companies)	Avg.	Comp. to Avg.	Avg.	Comp. to Avg.	Avg.	Comp. to Avg.	Avg.	Comp. to Avg.	Avg.	Comp. to Avg.	Avg.	Comp. to Avg.	Avg.	Comp. to Avg.
Bulk Goods (253321)	0.77	Better	0.23	Better	0.13	Better	0.01	Better	1.72	Better	0.01	Better	0.06	Better
General Freight (489020)	0.79	Better	0.24	Better	0.20	Better	0.02	Better	1.90	Better	0.01	Better	0.06	Better
Refrigerated (65895)	1.50	Better	0.58	Better	0.16	Better	0.02	Better	2.60	Better	0.01	Better	0.11	Better
D J CARGO XPRESS INC	0.00		0.00		0.00		0.00		1.14		0.00		0.00	

**Estimated ISS Score: 1 Pass ToC About the Inspection Selection System**



**Estimated ISS Score History - Table** **ToC**

Date	Estimated ISS Score	Recommendation	Algorithm
10/25/2024	1	Pass	Safety Algorithm
09/27/2024	1	Pass	Safety Algorithm
08/30/2024	1	Pass	Safety Algorithm
07/26/2024	1	Pass	Safety Algorithm
06/28/2024	1	Pass	Safety Algorithm
05/31/2024	1	Pass	Safety Algorithm
04/26/2024	1	Pass	Safety Algorithm
03/29/2024	1	Pass	Safety Algorithm
02/23/2024	1	Pass	Safety Algorithm
01/26/2024	1	Pass	Safety Algorithm
12/29/2023	1	Pass	Safety Algorithm
11/24/2023	1	Pass	Safety Algorithm
10/27/2023	72	Optional Inspect	Insufficient Data Algorithm
09/29/2023	72	Optional Inspect	Insufficient Data Algorithm
08/25/2023	72	Optional Inspect	Insufficient Data Algorithm
07/28/2023	72	Optional Inspect	Insufficient Data Algorithm
06/30/2023	72	Optional Inspect	Insufficient Data Algorithm
05/26/2023	72	Optional Inspect	Insufficient Data Algorithm
04/28/2023	67	Optional Inspect	Insufficient Data Algorithm
03/31/2023	63	Optional Inspect	Insufficient Data Algorithm
02/24/2023	63	Optional Inspect	Insufficient Data Algorithm
01/27/2023	63	Optional Inspect	Insufficient Data Algorithm
12/30/2022	63	Optional Inspect	Insufficient Data Algorithm
11/25/2022	63	Optional Inspect	Insufficient Data Algorithm
10/28/2022	63	Optional Inspect	Insufficient Data Algorithm

**Investigation Results** **ToC**

No Investigations reported on FMCSA website

**Penalties History** **ToC**

There is a problem with the Penalties data on FMCSA website.

**Acute Critical Violations (Based on Investigations as per CSA Methodology Appendix A)** **ToC**

No Data

No red flag violations in the last 24 months



**DOT Registration Information: The following information on this specific DOT # is from the Federal DOT (as of Operating Authority**

DOT Registration: 10/10/2022		Total Power Units: 1		Total Trucks: 1		Total Trailers: 1		Total Passenger Vehicles: 0	
Status	Entity Type	Organization Type	Nation	Total Cars		Drivers / CDL Drivers			
A	C	-	US	0		1 / 1			
MCS-150 Date	Op Codes	Shipper Op Codes	Shipper HazMat Op Codes	Latest Review Type		Latest Review Document Number(Date)			
10/24/2024	A					()			
MCS-150 Mileage (Year)	Record Update Date	Transports Hazmats	DOT Census Date	Recordable Accident Rate		Preventable Accident Rate			
105,467 (2023)	10/24/2024	N	10/10/2022	0%		0%			
MCS-151 Mileage	Safety Rating (Date)	SEA Accident	SEA Driver	SEA Vehicle		SEA Management			
0	None (None)	0%	0%	0%		0%			
Classification Codes		Cargo Carried (per MCS-150)							
Authorized-For-Hire		General Freight, Fresh Produce, Meat, Refrigerated foods							

DOT MCS-150 History ToC			(as of 10/29/2024 DOT census)						
Census Date	MCS-150 Date	MCS-150 Mileage	VMT Year	Power Units	Drivers	Trailers	Company Rep1	Company Rep2	Email
10/29/2024	10/24/2024	105467	2023	1	1	-	NAVJINDER SINGH DHALIWAL		DJCARGOXPRESSINC@GMAIL.COM
9/9/2023	8/15/2023	65832	2022	1	1	1	NAVJINDER SINGH DHALIWAL		DJCARGOXPRESSINC@GMAIL.COM
1/9/2023	1/5/2023	1	2022	1	1	1	NAVJINDER SINGH DHALIWAL		DJCARGOXPRESSINC@GMAIL.COM
11/9/2022	10/10/2022	0		1	1	1	NAVJINDER SINGH DHALIWAL		DJCARGOXPRESSINC@GMAIL.COM

**Crash Summary Chart ToC**Crashes Summary - Chart (based on all available crash data)

No Data

Crashes Summary - Table (based on all available crash data) ToC										
	TOTAL	Last 6 months	7-12 months	13-18 months	19-24 months	25-30 months	30-36 months	37-41 months	42-48 months	Over 49 months
Total Reportable	0	0	0	0	0	0	0	0	0	0
Fatalities	0	0	0	0	0	0	0	0	0	0
Injuries	0	0	0	0	0	0	0	0	0	0
Tow Away	0	0	0	0	0	0	0	0	0	0
With Citations	0	0	0	0	0	0	0	0	0	0
Federal Recordable	0	0	0	0	0	0	0	0	0	0
Preventable	0	0	0	0	0	0	0	0	0	0
Crash per Pwr Unit	-	0.0%	0.0%	0.0%	0.0%	0.0%	0.0%	0.0%	0.0%	-

Inspection Summary ToC			
The following inspection information is based on results for 24 months prior to: 11/20/2024. Please note that the total inspections number is not necessarily the total of the vehicle, driver and hazmat inspections, as one inspection may have included any combination of the below inspections.			
Overall	Vehicle	Driver	Hazmat
(Please note that the total inspections number is not necessarily the total of the vehicle, driver and hazmat inspections, as one inspection may have included any combination of the below inspections)  Total Inspections: 5 Total Out of Service: 0  Out of Service: 0% National Average: 20.91% Difference: -20.91%	Total Inspections: 4 Total Out of Service: 0  Out of Service: 0.00% National Average: 24.66% Difference: -24.66%	Total Inspections: 5 Total Out of Service: 0  Out of Service: 0.00% National Average: 6.73% Difference: -6.73%	Total Inspections: 0 Total Out of Service: 0  Out of Service: 0.00% National Average: 3.12% Difference: -3.12%



**KPI: Inspection Viol OOS Rates by Cargo Group ToC**

Cargo Group	OVERALL		VEHICLE		DRIVER		HAZMAT	
	Average	Compared to Average	Average	Compared to Average	Average	Compared to Average	Average	Compared to Average
Bulk Goods	24.22%	Better	22.22%	Better	9.20%	Better	0.16%	Better
General Freight	28.79%	Better	24.89%	Better	12.73%	Better	0.23%	Better
Refrigerated	22.89%	Better	20.63%	Better	10.56%	Better	0.07%	Better
D J CARGO XPRESS INC	0%		0%		0%		0%	

**FHWA Registration Information: The following data on this Motor Carrier is from the Federal Hwy Administration (as of 1/17/2024)**

Docket Number	DOT Number	Company Name	DBA Name	Address	City	State	Country	ZIP Code
MC1481527	3967451	D J CARGO XPRESS INC		4708 MAYBROOK AVE APT A	BAKERSFIELD	CA	US	93313
Phone Number	Fax Number	Mail Address	Mail City	Mail State	Mail Contry	Mail ZIP Code	Mail Phone Number	Mail Fax Number
(661)-666-0865		4708 MAYBROOK AVE APT A	BAKERSFIELD	CA	US	93313-3447		
Date of Last Change	Freight	Passenger	Household Goods	Active Authority	Pending Authority	Revocation Pending Authority		
1/17/2024	Y	N	N	/ Common /	/	/		

**Insurance Required (as of 04/30/2024) ToC**

Docket Number	Insurance Type	Insurance Required	Insurance on File
MC1481527	BIPD	\$750k	\$750k
MC1481527	Cargo	No	No
MC1481527	Bond	No	No

**Active / Pending Insurance (as of 04/30/2024)**

Docket Number	Form	Type	Insurance Carrier	Policy/Surety	Coverage From	Coverage To	Required	On File	Effective Date	Cancel Date
MC1481527	91X	BIPD/Primary	CLEAR BLUE INSURANCE COMPANY	BE01330007 53-00	\$0k	\$750k	\$750k	\$750k	01/14/2024	-

**Insurance History (as of 04/30/2024)**

Docket Number	Form	Type	Insurance Carrier	Policy/Surety	Coverage From	Coverage To	Effective Date From	Effective Date To
MC1481527	91X	BIPD/Primary	SECURITY NATIONAL INSURANCE CO.	SMC1811291	\$0k	\$750k	01/14/2023	01/14/2024 Cancelled

**FHWA Authorities (as of 04/30/2024) ToC**

Docket#	L&I Name	Active Authority	Inactive Authority	Pending Authority	Revocation Pending Authority	Freight	Passenger	Household Goods
MC1481527	D J CARGO XPRESS INC	Common /				Yes	No	No



**Authority History (as of 04/30/2024)**

Docket Number	Sub	Auth Type	Original Action	Disposition
MC1481527		COMMON	INVOLUNTARY REVOCATION 12/18/2023 12:00:00 AM	DISCONTINUED REVOCATION 1/17/2024 12:00:00 AM
MC1481527		COMMON	GRANTED 1/23/2023 12:00:00 AM	

**Severe Violations (i.e. those with >= 8 points) - Chart** [ToC](#)

**No Data**

**Severe Violations (i.e. those with >= 8 points) - Table**

**No Data**

**Violation Report** [ToC](#)

Inspection Date	Inspection State	BASIC	Violation Description	OOS	VIN	Severity Points
05/03/2023	CA	Vehicle Maintenance	393.47E - Clamp/Roto-Chamber type brake(s) out of adjustment	No	1UYVS2536L2879318	4
05/03/2023	CA	Vehicle Maintenance	393.53B - Automatic brake adjuster CMV manufactured on or after 10/20/1994 - air brake	No	1UYVS2536L2879318	4
05/03/2023	CA	-	392.2RG - State vehicle registration or License Plate violation	No	1UYVS2536L2879318	0

No filters were applied when generating this report, see the live report for more options.

**Violation Summary** [ToC](#)

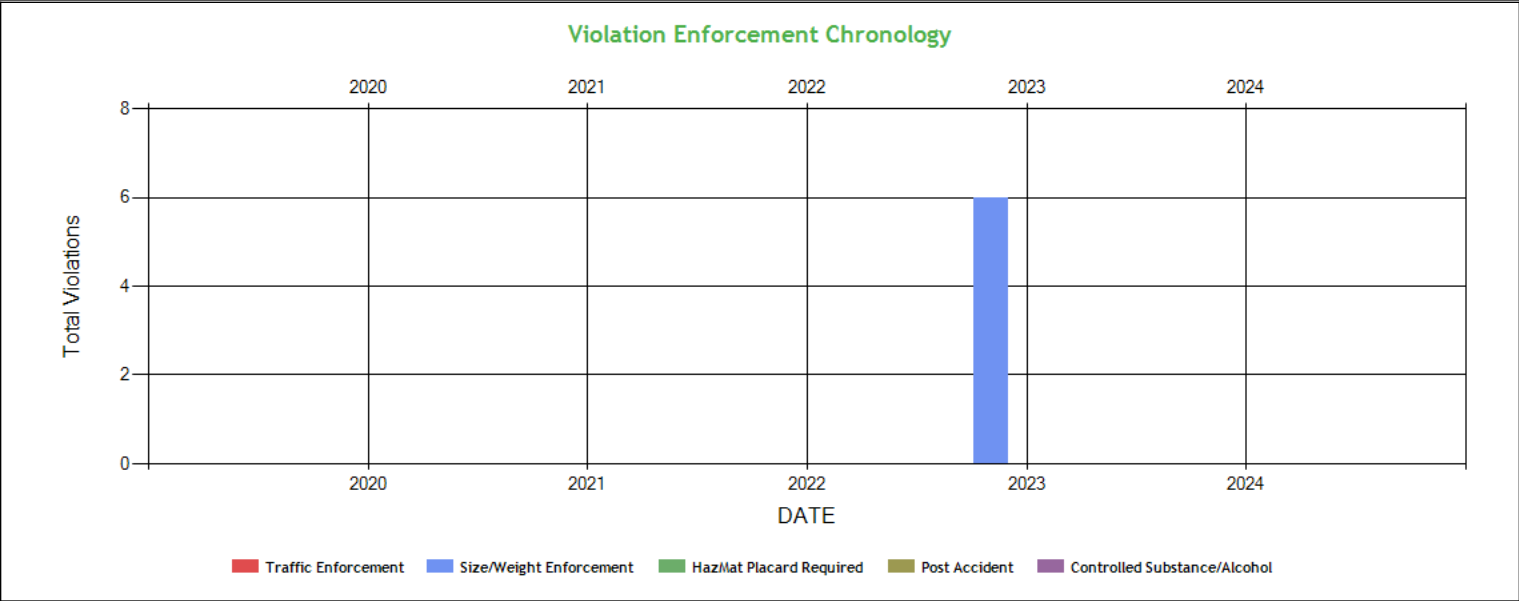
BASIC	Violation Group	Code	Description	# of Violations	# of OOS Violations	Severity Points
Vehicle Maintenance	Brakes, All Others	393.53B	Automatic brake adjuster CMV manufactured on or after 10/20/1994 - air brake	1	0	4
Vehicle Maintenance	Brakes Out of Adjustment	393.47E	Clamp/Roto-Chamber type brake(s) out of adjustment	1	0	4
	Not used in SMS Calculation	392.2RG	State vehicle registration or License Plate violation	1	0	0

No filters were applied when generating this report, see the live report for more options.





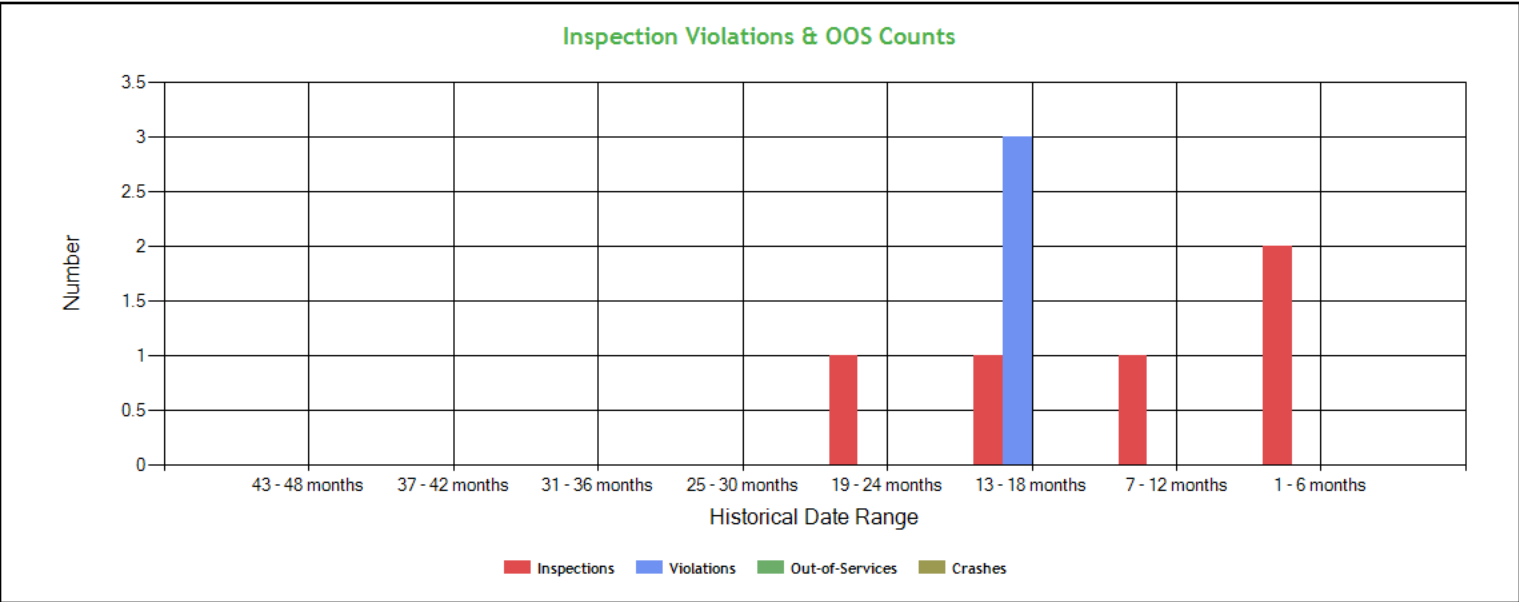
**Violation Enforcement Chronology - Chart ToC**



**Violation Enforcement Chronology - Table ToC**

	2020	2021	2022	2023	2024
Traffic Enforcement	0	0	0	0	0
Size/Weight Enforcement	0	0	0	6	0
HazMat Placard Required	0	0	0	0	0
Post Accident	0	0	0	0	0
Controlled Substance/Alcohol	0	0	0	0	0

**Inspection Violations & OOS Counts - Chart ToC**





**Inspection Violations & OOS Counts - Table** [ToC](#)

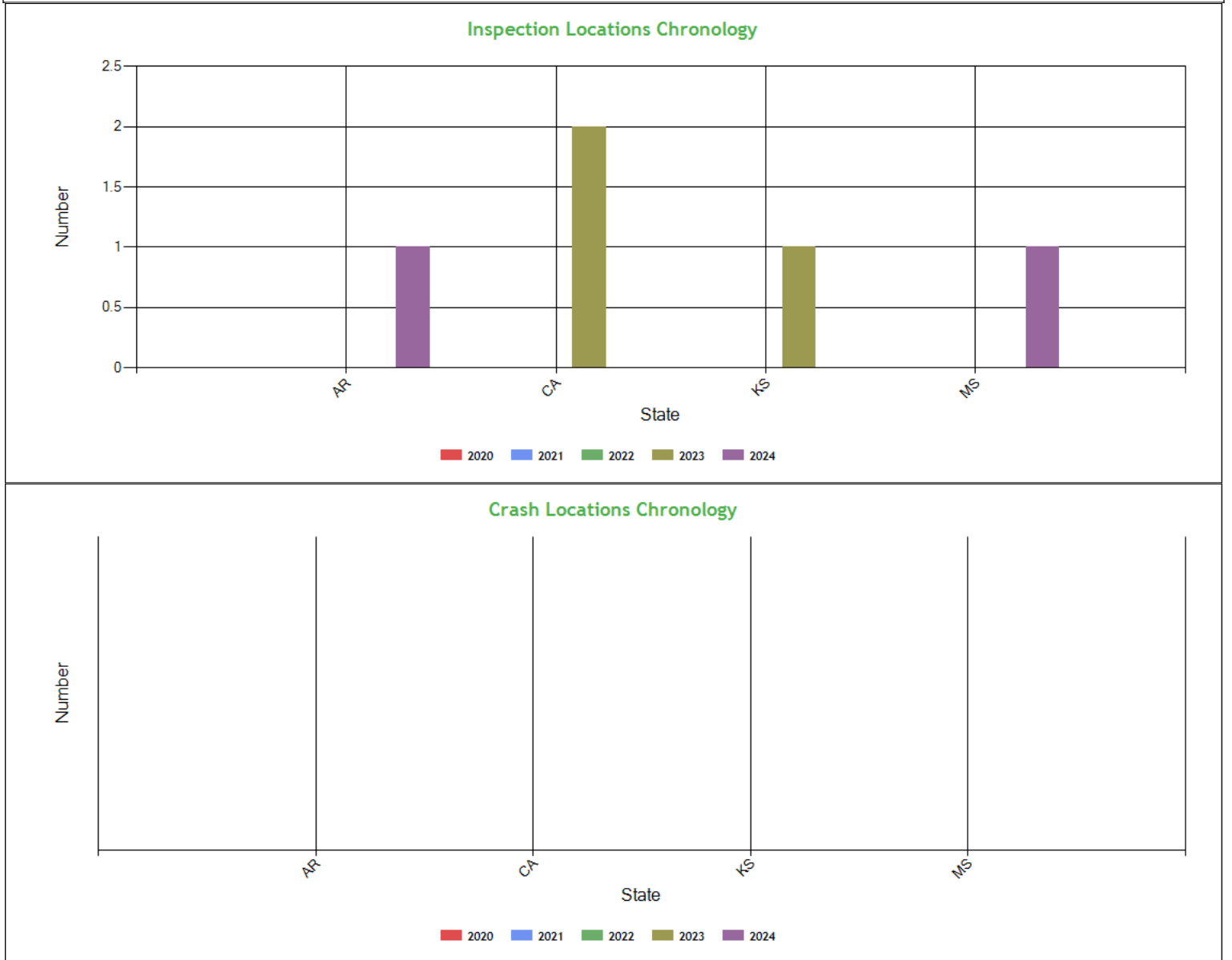
Date Range	Inspections	Violations	Out-of-Services	Crashes
<b>TOTAL</b>	5	3	0	0
<b>1 - 6 months</b>	2	0	0	0
<b>7 - 12 months</b>	1	0	0	0
<b>13 - 18 months</b>	1	3	0	0
<b>19 - 24 months</b>	1	0	0	0
<b>25 - 30 months</b>	0	0	0	0
<b>31 - 36 months</b>	0	0	0	0
<b>37 - 42 months</b>	0	0	0	0
<b>43 - 48 months</b>	0	0	0	0

**Radius of Operation (based on Inspections and Crashes during the past 3 years)** [ToC](#)

	Total	Drive between 0 and 50 miles radius	Drive between 51 and 200 miles radius	Drive between 201 and 300 miles radius	Drive between 301 and 400 miles radius	Drive between 401 and 500 miles radius	Drive between 501 and 600 miles radius	Drive beyond 600 miles radius
<b>Power Units (i.e. unique VINs)</b>	2	0	0	0	0	0	0	2
<b>Percent</b>	100%	0%	0%	0%	0%	0%	0%	100%



### Inspection & Crash Locations - Chart ToC



### Inspection & Crash Locations - Table ToC

State	Inspections					Violations					Out-of-Services					Crashes				
	2020	2021	2022	2023	2024	2020	2021	2022	2023	2024	2020	2021	2022	2023	2024	2020	2021	2022	2023	2024
TOTAL	0	0	0	3	2	0	0	0	3	0	0	0	0	0	0	0	0	0	0	0
AR	0	0	0	0	1	0	0	0	0	0	0	0	0	0	0	0	0	0	0	0
CA	0	0	0	2	0	0	0	0	3	0	0	0	0	0	0	0	0	0	0	0
KS	0	0	0	1	0	0	0	0	0	0	0	0	0	0	0	0	0	0	0	0
MS	0	0	0	0	1	0	0	0	0	0	0	0	0	0	0	0	0	0	0	0

### Hot Spot Summary ToC

Year	Month	Level 5	Level 5 %	Level 4	Level 4 %	Level 3	Level 3 %	Level 2	Level 2 %	Level 1	Level 1 %	Level 0	Level 0 %	Levels 1 - 5	Levels 1 - 5 %
------	-------	---------	-----------	---------	-----------	---------	-----------	---------	-----------	---------	-----------	---------	-----------	--------------	----------------



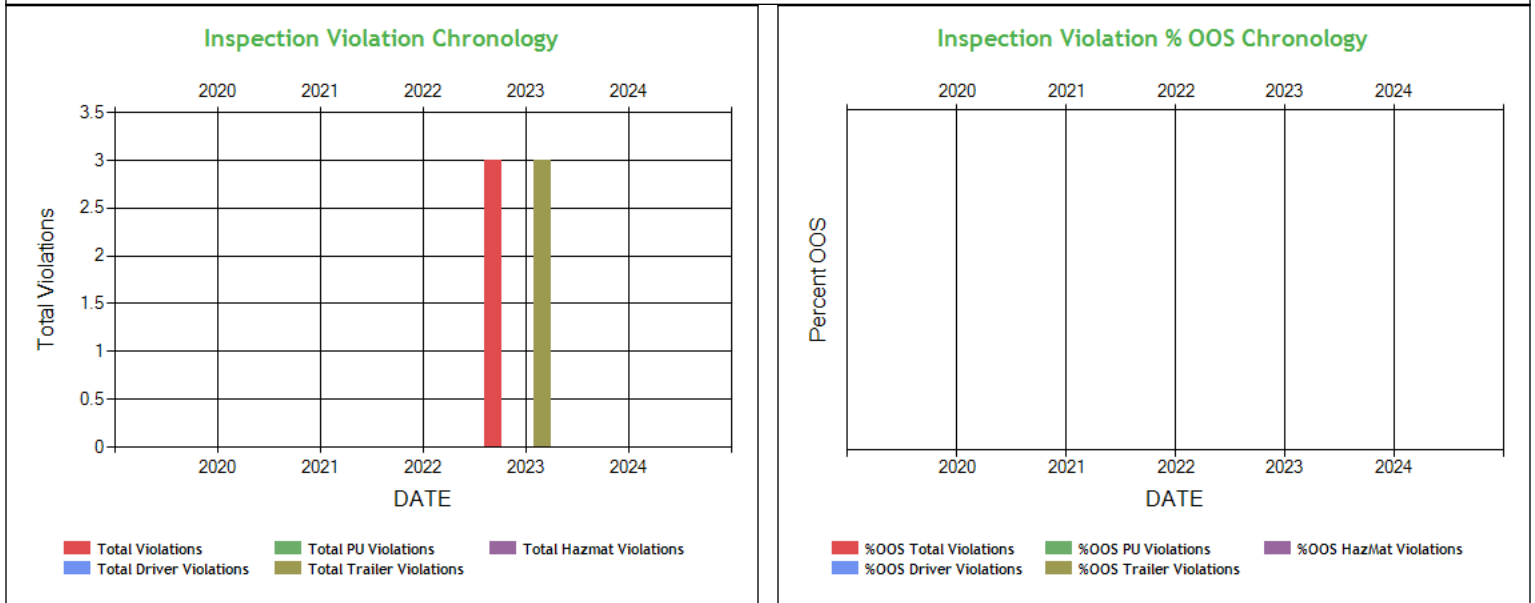
2024	September (Partial)	0	0.00%	0	0.00%	1	33.33%	0	0.00%	0	0.00%	0	0.00%	1	33.33%
2024	July	0	0.00%	0	0.00%	0	0.00%	0	0.00%	1	33.33%	0	0.00%	1	33.33%
2023	November	0	0.00%	0	0.00%	0	0.00%	0	0.00%	0	0.00%	1	33.33%	0	0.00%
Totals		0	0.00%	0	0.00%	1	33.33%	0	0.00%	1	33.33%	1	33.33%	2	66.66%

### Hot Spot Analysis

State	County	Level	Count	Percentage
MS	Itawamba	3	1	33.33%
AR	Crawford	1	1	33.33%

Report generated using the last 12 full months of inspection data

### Inspection Violation % OOS Chronology - Chart ToC

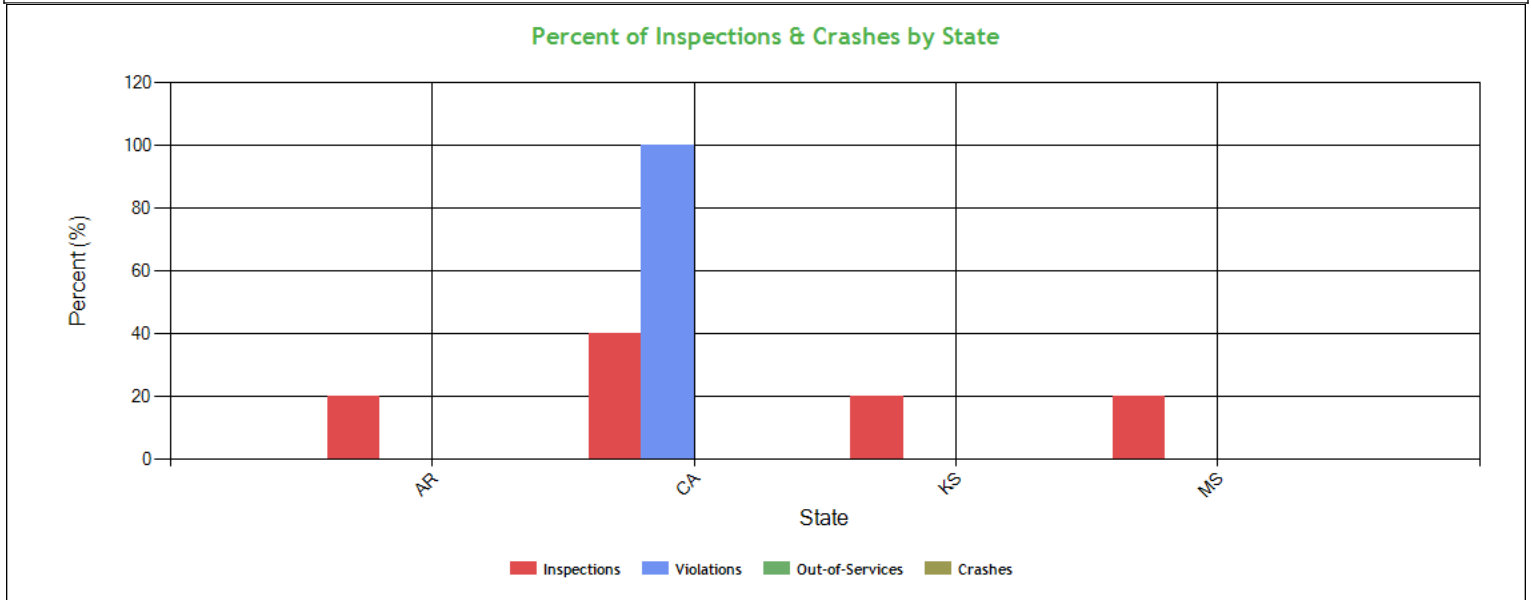


### Inspection Violation % OOS Chronology - Table ToC

	2020	2021	2022	2023	2024
Total Violations	0	0	0	3	0
Total Out Of Services	0	0	0	0	0
%OOS Total Violations	0	0	0	0	0
Total Driver Violations	0	0	0	0	0
Total Driver Out Of Services	0	0	0	0	0
%OOS Driver Violations	0	0	0	0	0
Total PU Violations	0	0	0	0	0
Total PU Out Of Services	0	0	0	0	0
%OOS PU Violations	0	0	0	0	0
Total Trailer Violations	0	0	0	3	0
Total Trailer Out Of Services	0	0	0	0	0
%OOS Trailer Violations	0	0	0	0	0
Total Hazmat Violations	0	0	0	0	0
Total Hazmat Out Of Services	0	0	0	0	0
%OOS HazMat Violations	0	0	0	0	0



**Percent of Insp & Crash by State - Chart ToC**



**Percent of Insp & Crash by State - Table (based on Inspection data from the last 4 years) ToC**

State	Inspections		Violations		Out-of-Services		Crashes	
	Total	Percent	Total	Percent	Total	Percent	Total	Percent
	5	100	3	100	0	100	0	100
AR	1	20	0	0	0	0	0	0
CA	2	40	3	100	0	0	0	0
KS	1	20	0	0	0	0	0	0
MS	1	20	0	0	0	0	0	0

**VIN Insp Summary by State (based on inspection from the last 2 years) ToC**

VIN	Insp	Viol Pts	Counts in each State							
			CA		AR		KS		MS	
			Insp	Viol Pts	Insp	Viol Pts	Insp	Viol Pts	Insp	Viol Pts
TOTALS	15/ 0*	5/ 8**	2	8	1	0	1	0	1	0
1UYVS2533HU874072	3	0	0	0	1	0	1	0	1	0
1XKYD49X4PJ264913	3	0	1	0	1	0	1	0	0	0
1UYVS2536L2879318	1	8	1	8	0	0	0	0	0	0
1XKYD49XPJ264913	1	0	0	0	0	0	0	0	1	0
527SR5327NL024707	1	0	1	0	0	0	0	0	0	0

\*<Total number of inspections for these 5 VIN(s)>/n<Total number of inspections for these 4 state(s)>

\*\*<Total severity sum for these 5 VIN(s)>/n<Total severity sum for these 4 state(s)>

**Violations By Unit Type ToC**

**# of Violations: 3 Total Severity: 8 based on inspections in the last 2 years**

Violation Unit: Trailer	# of Violations: 3	Total Severity: 8	% of Total: 100%
Viol. Group: Brakes All Others	# of Violations: 1	Total Severity: 4	% of Total: 50%
Violation	Number of Occurrences	Viol. Severity	Total Severity
393.53B:Automatic brake adjuster CMV manufactured on or af	1	4	4
Viol. Group: Brakes Out of Adjustment	# of Violations: 1	Total Severity: 4	% of Total: 50%



393.47E:Clamp/Roto-Chamber type brake(s) out of adjustment	1	4	4
Viol. Group: Not used in SMS Calculation	# of Violations: 1	Total Severity: 0	% of Total: 0%
392.2RG:State vehicle registration or License Plate violat	1	0	0

Equipment Ownership <b>ToC</b> Equipment Ownership (based on MCS-150 dated 10/24/2024)					
	Trucks	Tractors	Trailers	Motor Coaches	Vans
Owned	0	1	1	0	0
Term Leased	0	0	0	0	0
Trip Leased	0	0	0	0	0
Total No.	0	1	1	0	0

Equipment Details Power Units <b>ToC</b>									
VIN	Latest Insp Date	Year	Make	Model	Body Class	Body Type	Axles	Len	Fuel Type
1XKYD49X4PJ2 64913	07/18/2024	2023	KENWORTH	T680	Truck-Tractor	-	-	-	Diesel
Equipment Details Trailers									
VIN	Latest Insp Date	Year	Make	Model	Body Class	Body Type	Axles	Len	Fuel Type
1UYVS2533HU8 74072	09/23/2024	2017	UTILITY	Utility Trailer Manufacturer	Trailer	Van Trailer	2	53	-
1UYVS2536L28 79318	05/03/2023	2020	UTILITY	Utility Trailer Manufacturer	Trailer	Van Trailer	2	53	-
527SR5327NL0 24707	03/15/2023	2022	CIMC REEFER TRAILER INC	CIMC REEFER TRAILER,INC.	Trailer	Box or Van Enclosed Trailer	2	53	Not Applicable

Vehicle Age <b>ToC</b>				
Year	# Power Units	PU Percentage	# Trailers	Trailres Percentage
2023	1	100.00%	0	0.00%
2022	0	0.00%	1	33.33%
2020	0	0.00%	1	33.33%
2017	0	0.00%	1	33.33%

Based on 24 months of inspection data, see the live report for more options

States of Power Unit Registrations <b>ToC</b>				
State	AR	CA	KS	MS
Number of Power Units	1	1	1	1

Equipment Acquisitions - Table <b>ToC</b>						
	Power Units inspected for 1st time in past 12 months	Power Units inspected for 1st time in past 24 months	Power Units inspected during entire date range	Trailers inspected for 1st time in past 12 months	Trailers inspected for 1st time in past 24 months	Trailers inspected during entire date range
Unique VINs	2	2	2	1	3	3
Unique License Plates	2	2	2	1	3	3
License Plate States	1	1	1	1	2	2



Driver Details <b>ToC</b> Driver Details (based on MCS-150 dated 10/24/2024)			
	Within 100 mi	Beyond 100 mi	TOTAL
# Drivers Interstate	0	1	1
# Drivers Intrastate	0	0	0
TOTAL	0	1	/
Avg. # Trip Lease Drivers/Mo: 0 # Drivers Grand Total: 1 # Drivers Commercially Licensed: 1			

Shared VIN Summary <b>ToC</b>
-------------------------------

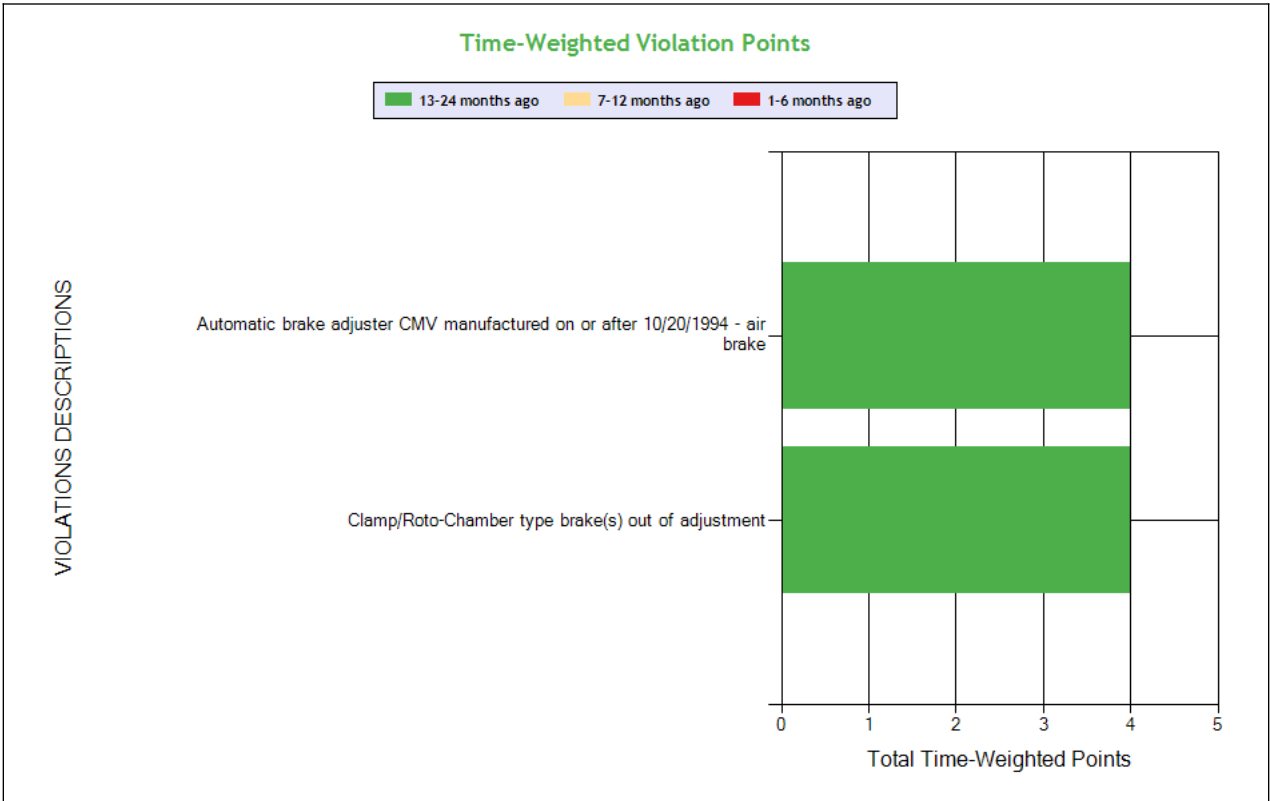
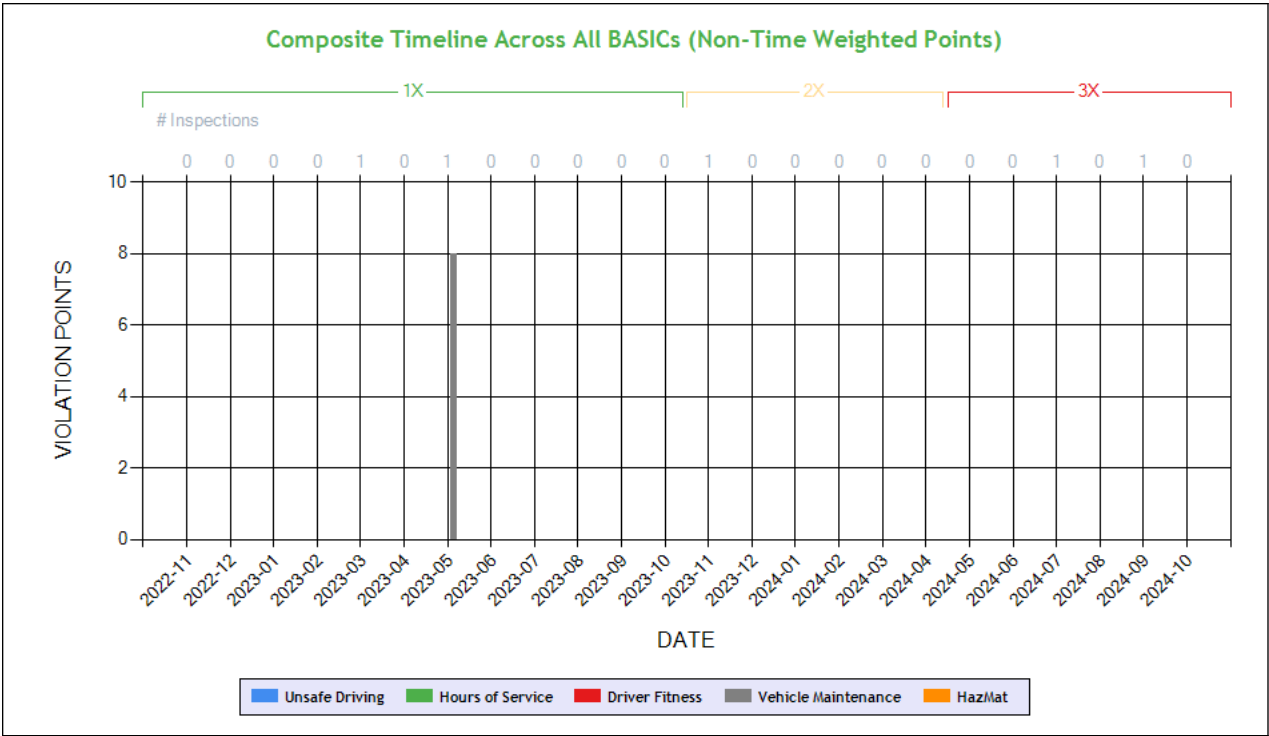
No Data

**SHIPPERS DETAIL** **ToC** based on Inspection results for the last 4 years

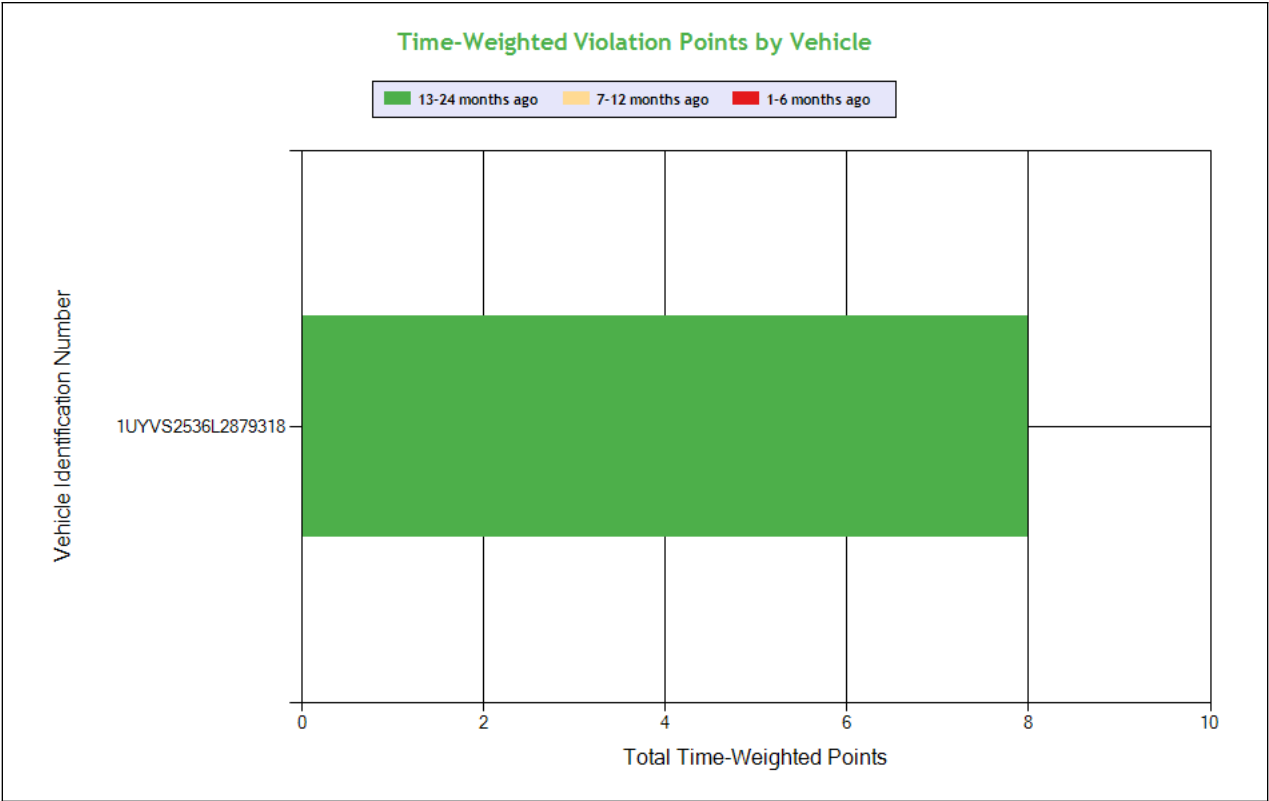
Shipper Name	Number of Inspections	Shipper Name	Number of Inspections
No Shipper listed	1	AMERICOLD LOGISTICS LLC	1
BEACHSIDE PRODUCE LLC	1	LF MENS GROUP LLC	1
LIMONEIRA COMPANY	1		



**Carrier Underwriting Report Safety Summary ToC**







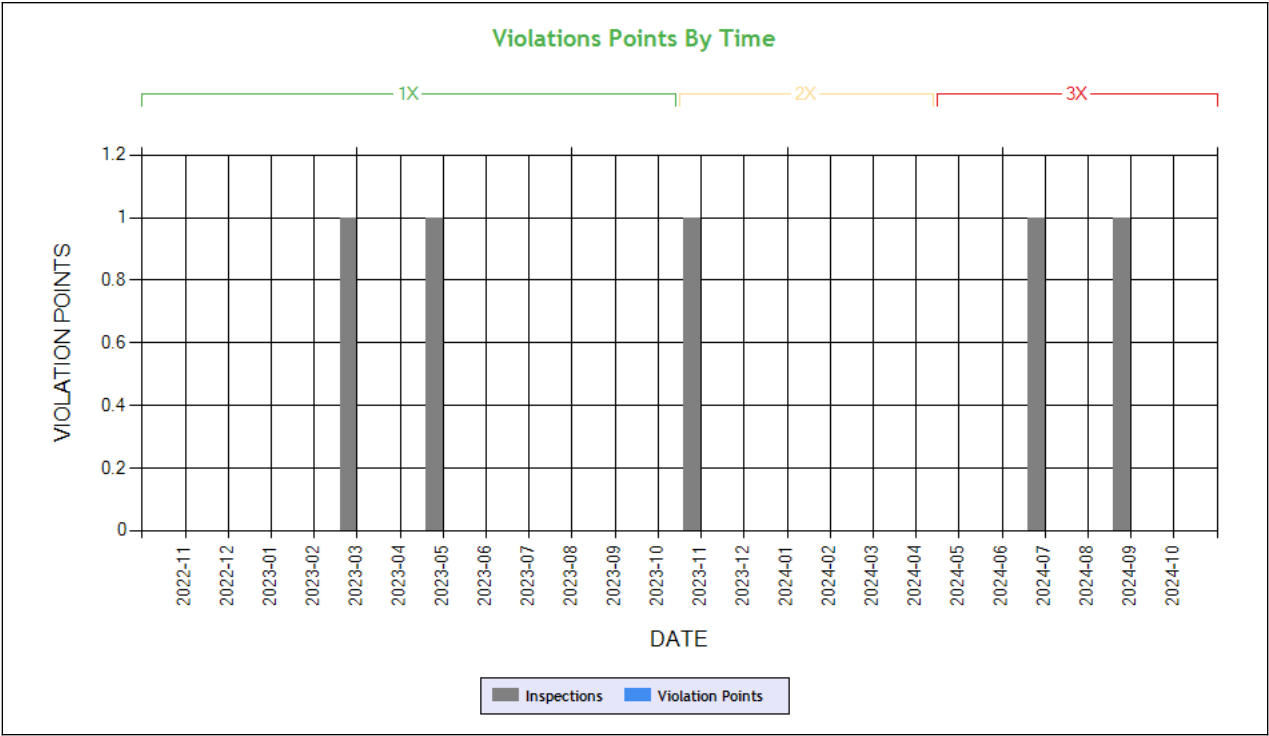
See the Excel file for the complete analysis # Violations is in (1-6/7-12/13-24mo)

Shaded = Out Of Service Violation				
Violation Group			Brakes Out of Adjustment	Brakes, All Others
Violation Description	Total Time-weighted Points by VIN	% of Total Time-weighted Points by VIN	Clamp/Roto-Chamber type brake(s) out of adjustment	Automatic brake adjuster CMV manufactured on or after 10/20/1994 - air brake
Driver Resp			No	No
Total Time-weighted Points			4	4
% Total Time-Wt Pts			50.0	50.0
1UYVS2536L2879318	8	100	4 (0/0/1)	4 (0/0/1)



**SAFETY ANALYSIS    ToC**

**Unsafe Driving**



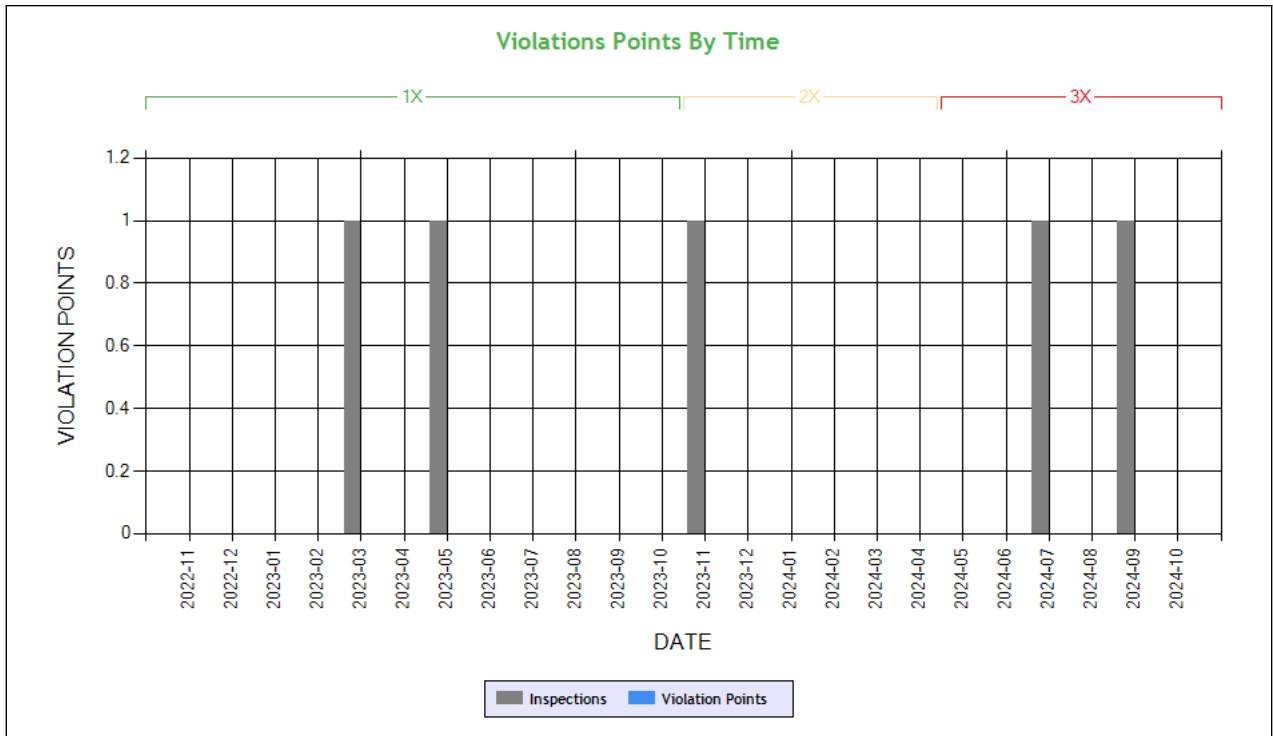
Time-Weighted Violation Points - no data available to draw a chart  
Time-Weighted Severity Points by Vehicle - no data available to draw a chart

See the Excel file for the complete analysis # Violations is in (1-6/7-12/13-24mo)

Shaded = Out Of Service Violation		
Violation Group		
Violation Description	Total Time-weighted Points by VIN	% of Total Time-weighted Points by VIN
Driver Resp		
Total Time-weighted Points		
% Total Time-Wt Pts		

**HOS Compliance**

Time-Weighted Violation Points - no data available to draw a chart  
Time-Weighted Severity Points by Vehicle - no data available to draw a chart



**Carrier Software**  
 1-800-646-5152  
 info@CarrierSoftware.com

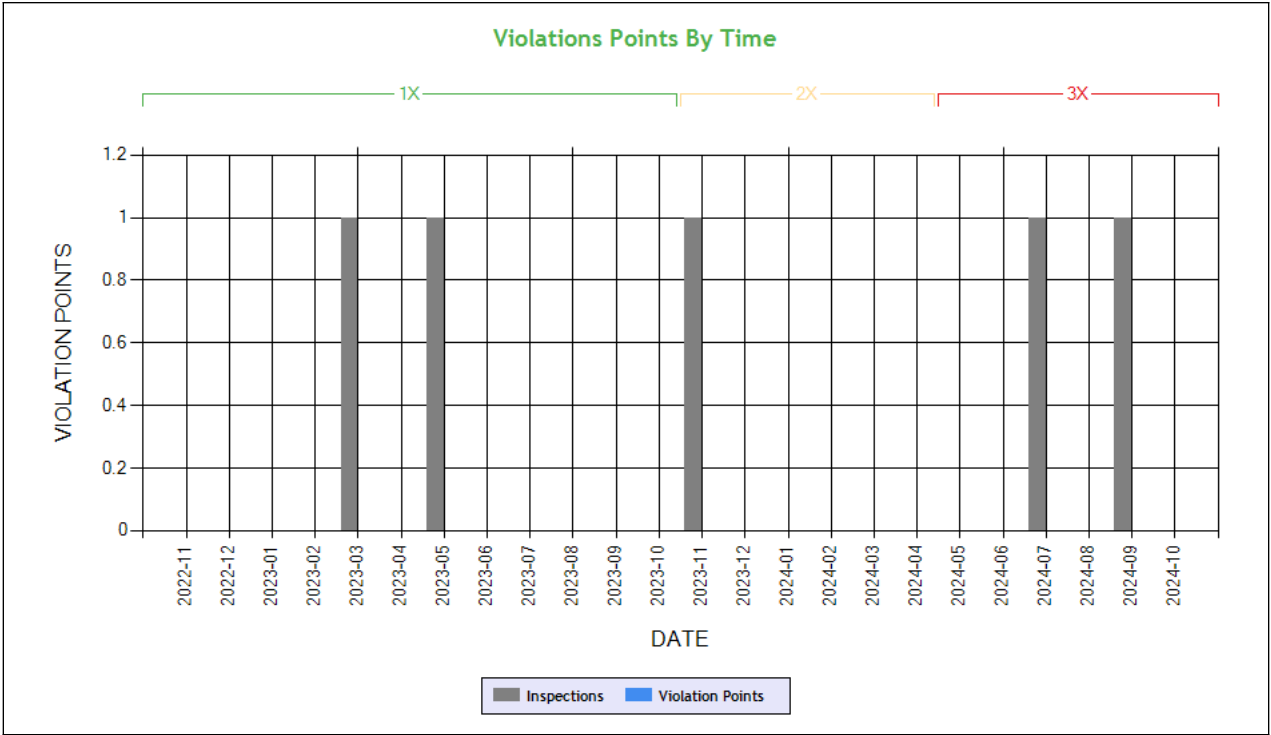
**CONFIDENTIAL - Intended for use by Amerigo Insurance Agency - Date: 11/21/2024**  
**D J CARGO XPRESS INC - DOT# 3967451 / MC1481527**

See the Excel file for the complete analysis # Violations is in (1-6/7-12/13-24mo)

Shaded = Out Of Service Violation		
Violation Group		
Violation Description	Total Time-weighted Points by VIN	% of Total Time-weighted Points by VIN
Driver Resp		
Total Time-weighted Points		
% Total Time-Wt Pts		



**Driver Fitness**



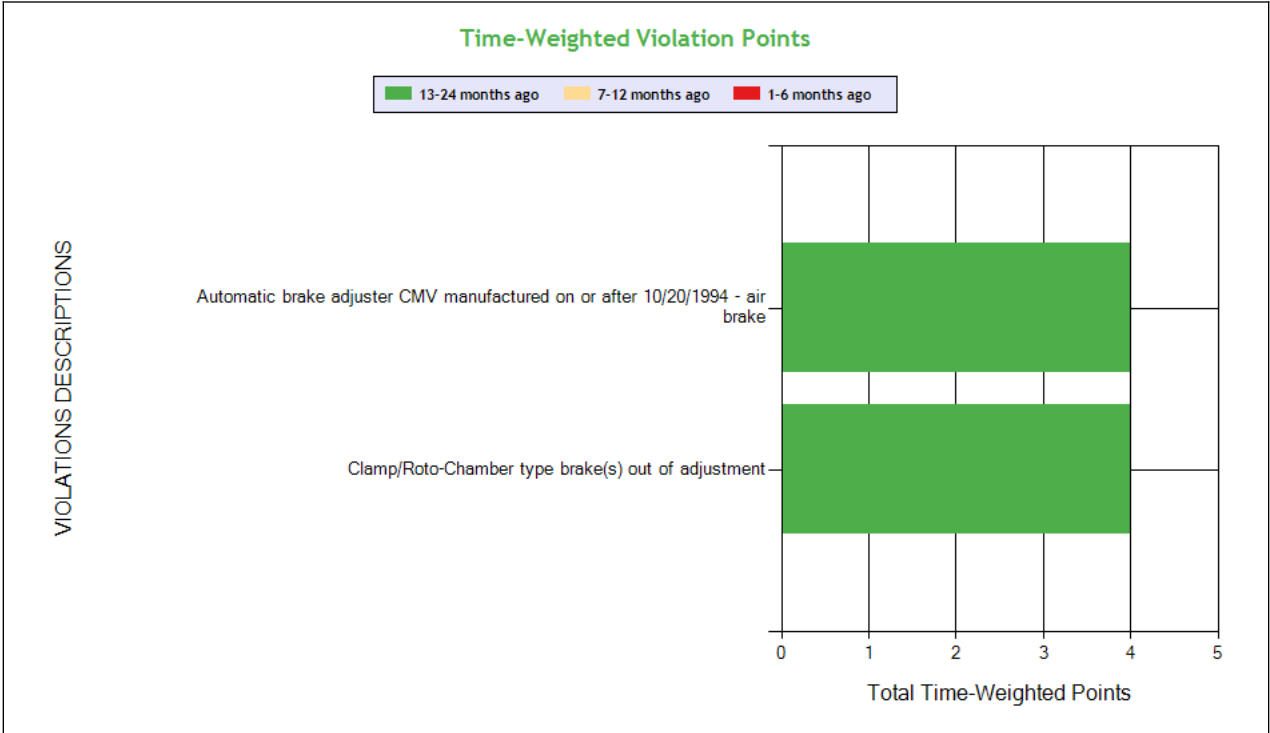
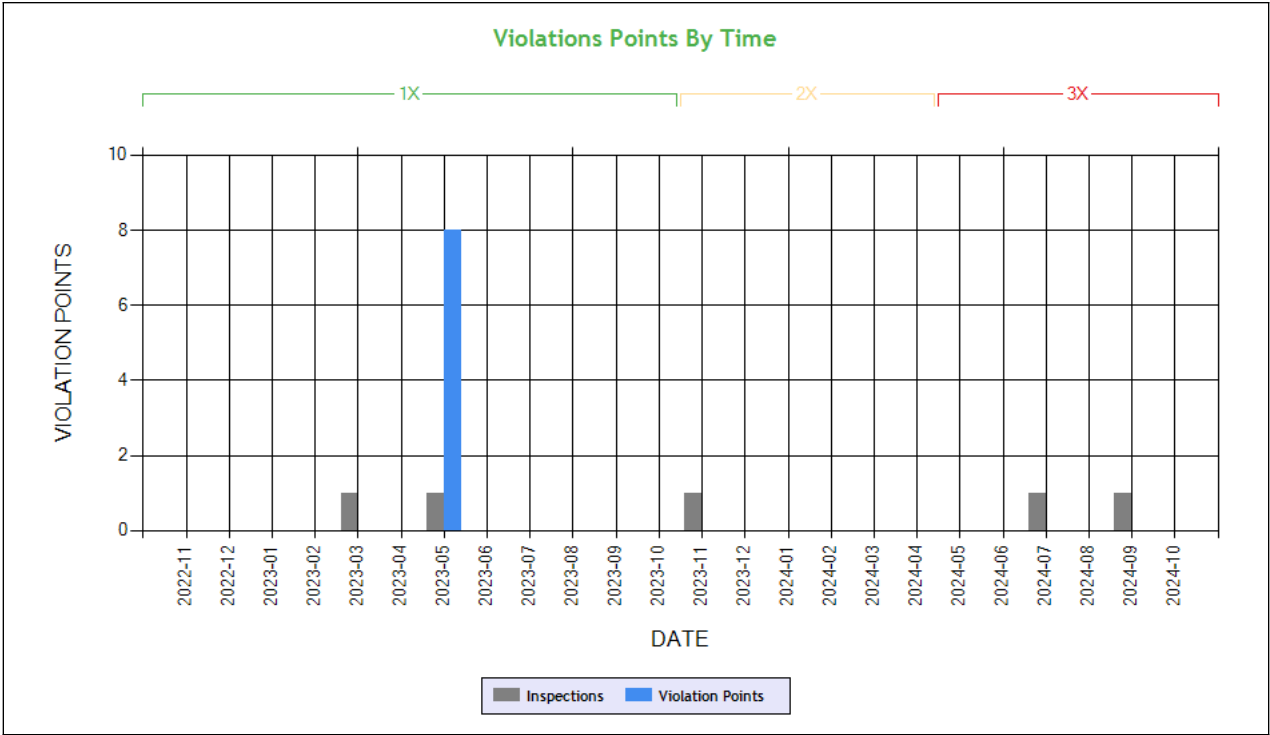
**Time-Weighted Violation Points - no data available to draw a chart**  
**Time-Weighted Severity Points by Vehicle - no data available to draw a chart**

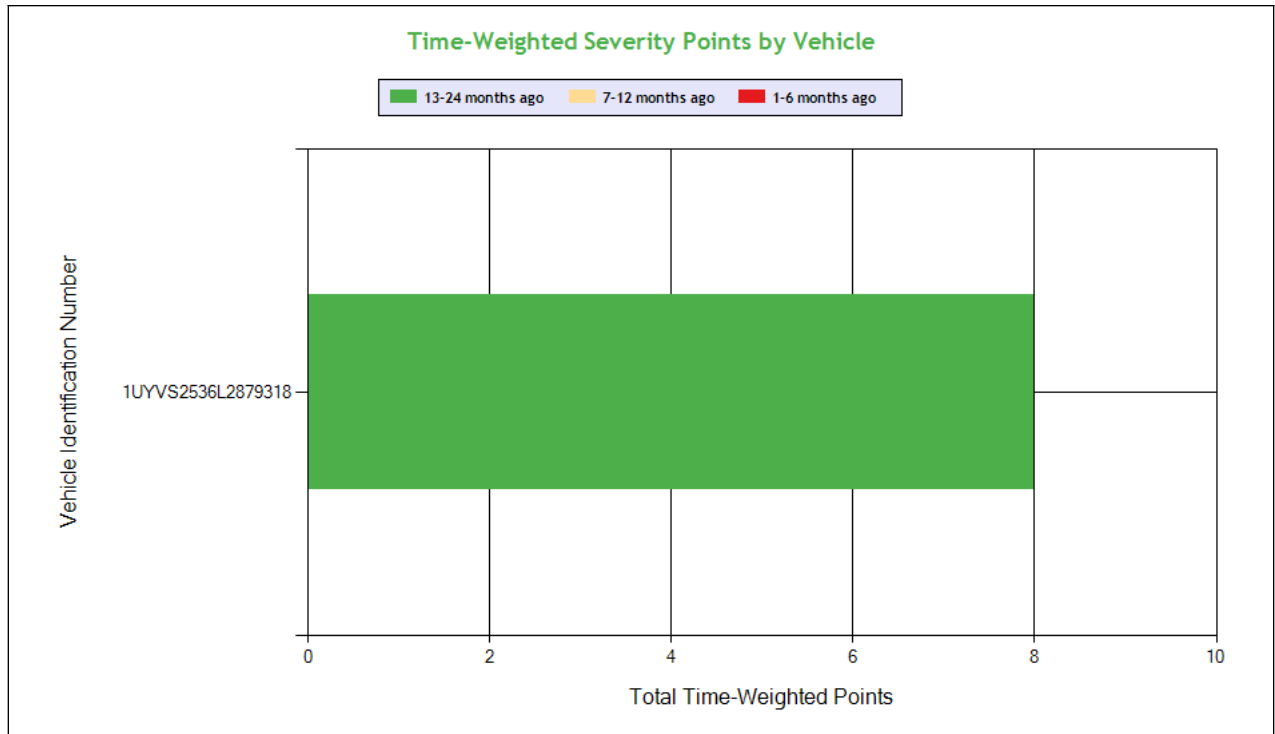
See the Excel file for the complete analysis # Violations is in (1-6/7-12/13-24mo)

Shaded = Out Of Service Violation		
Violation Group		
Violation Description	Total Time-weighted Points by VIN	% of Total Time-weighted Points by VIN
Driver Resp		
Total Time-weighted Points		
% Total Time-Wt Pts		



Vehicle Maintenance





**Carrier Software**  
 1-800-646-5152  
 info@CarrierSoftware.com

**CONFIDENTIAL - Intended for use by Amerigo Insurance Agency - Date: 11/21/2024**

**D J CARGO XPRESS INC - DOT# 3967451 / MC1481527**

See the Excel file for the complete analysis

# Violations is in (1-6/7-12/13-24mo)

Shaded = Out Of Service Violation				
Violation Group			Brakes Out of Adjustment	Brakes, All Others
Violation Description	Total Time-weighted Points by VIN	% of Total Time-weighted Points by VIN	Clamp/Roto-Chamber type brake(s) out of adjustment	Automatic brake adjuster CMV manufactured on or after 10/20/1994 - air brake
Driver Resp			No	No
Total Time-weighted Points			4	4
% Total Time-Wt Pts			50.0	50.0
1UYVS2536L2879318	8	100	4 (0/0/1)	4 (0/0/1)

#### COLOR CODED CRASH TABLE ToC

No crashes have been reported by the DOT on this Motor Carrier

#### INSPECTIONS WITH SHARED EQUIPMENT:

No Data



**LEGEND**

**Vehicle Information**

**Inspection for DOT # being analyzed**

**Inspection for Different DOT #**

**Crash Information for specific VIN**

**INSPECTION DETAILS for ALL Inspections**

PDF shows the first 100 Power Unit & Trailer VINs with most recent inspections using data from the last 4 years

**POWER UNIT Inspections Section**

VIN: 1XKYD49XPJ264913				Unit: Truck Tractor		Year: 2018	Make: KENWORTH	
DOT No: 3967451		Docket No: MC1481527		Name: D J CARGO XPRESS INC			Interstate: Yes	
Date	Unit License	Unit Lic State	Violation Unit	Violation Description		Severity	OOS	Citation
09/23/2024	YP71548	CA	-	-		-	-	-

VIN: 1XKYD49X4PJ264913				Unit: Truck Tractor		Year: 2023	Make: KENWORTH	
DOT No: 3967451		Docket No: MC1481527		Name: D J CARGO XPRESS INC			Interstate: Yes	
Date	Unit License	Unit Lic State	Violation Unit	Violation Description		Severity	OOS	Citation
07/18/2024	YP71548	CA	-	-		-	-	-
11/02/2023	YP71548	CA	-	-		-	-	-
05/03/2023	YP71548	CA	-	-		-	-	-
03/15/2023	YP71548	CA	-	-		-	-	-

**TRAILER Inspections Section**

VIN: 1XKYD49XPJ264913				Unit: Truck Tractor		Year: 2018	Make: KENWORTH	
DOT No: 3967451		Docket No: MC1481527		Name: D J CARGO XPRESS INC			Interstate: Yes	
Date	Unit License	Unit Lic State	Violation Unit	Violation Description		Severity	OOS	Citation
09/23/2024	YP71548	CA	-	-		-	-	-

VIN: 1XKYD49X4PJ264913				Unit: Truck Tractor		Year: 2023	Make: KENWORTH	
DOT No: 3967451		Docket No: MC1481527		Name: D J CARGO XPRESS INC			Interstate: Yes	
Date	Unit License	Unit Lic State	Violation Unit	Violation Description		Severity	OOS	Citation
07/18/2024	YP71548	CA	-	-		-	-	-
11/02/2023	YP71548	CA	-	-		-	-	-
05/03/2023	YP71548	CA	-	-		-	-	-
03/15/2023	YP71548	CA	-	-		-	-	-

**Inspection Summary By Month (based on inspections from the last 4 years) [ToC](#)**

Year-Month	Number of Inspections	Number of Power Units	Total Violations	Total OOS Inspections	Total Severity Points	Number of Crashes
2024-09	1	1	0	0	0	0
2024-07	1	1	0	0	0	0
2023-11	1	1	0	0	0	0



2023-05	1	1	4	0	8	0
2023-03	1	1	0	0	0	0

Note: The most recent month's counts may not include all the inspections for that month.

VIN Inspection Violation Details ToC									
# of VINs: 2 # of Insp: 2 Severity Weight: 16 Avg. Weight/VIN: 8.0 (based on inspections in the last 4 years, showing top 50 VINs inspected most recently)									
VIN 1UYVS2536L2879318		# of Inspections: 1		Total Severity: 8		Percentage of Total: 50.00%		Avg. Weight Per Inspection: 8.0	
Inspection Date	Inspection ID	Inspection State	Location Description	Total Severity	# of Violations	Shipper Name	Inspection Level	Post Accident	Out of Service
05/03/2023	78564576	CA	GILROY IF	8	2		1	No	No
BASIC		Unit Type		Severity		Description		Out of Service	
Vehicle Maintenance		Semi Trailer		4		393.47E:Clamp/Roto-Chamber type brake(s) out of adjustment		No	
Vehicle Maintenance		Semi Trailer		4		393.53B:Automatic brake adjuster CMV manufactured on or af		No	
VIN 1XKYD49X4PJ264913		# of Inspections: 1		Total Severity: 8		Percentage of Total: 50.00%		Avg. Weight Per Inspection: 8.0	
Inspection Date	Inspection ID	Inspection State	Location Description	Total Severity	# of Violations	Shipper Name	Inspection Level	Post Accident	Out of Service
05/03/2023	78564576	CA	GILROY IF	8	3		1	No	No
BASIC		Unit Type		Severity		Description		Out of Service	
Vehicle Maintenance		Truck Tractor		4		393.47E:Clamp/Roto-Chamber type brake(s) out of adjustment		No	
Vehicle Maintenance		Truck Tractor		4		393.53B:Automatic brake adjuster CMV manufactured on or af		No	
		Truck Tractor		0		392.2RG:State vehicle registration or License Plate violat		No	

Inspection History ToC							
Inspection Date	Report Number	Report State	Plate Number	Plate State	Type	Severity Weight	Time Weight
09/23/2024	1026012116	MS	YP71548	CA	Truck Tractor		3
07/18/2024	7910000351	AR	YP71548	CA	Truck Tractor		3
11/02/2023	HP02530725	KS	YP71548	CA	Truck Tractor		2
05/03/2023	NADV005021	CA	YP71548	CA	Truck Tractor		1
1XKYD49X4PJ264913 - Power Unit - State/Local Laws Violation: 392.2RGState vehicle registration or License Plate violation						0	
1XKYD49X4PJ264913 - Power Unit - Vehicle Maintenance Violation: 393.47EClamp/Roto-Chamber type brake(s) out of adjustment						4	
1XKYD49X4PJ264913 - Power Unit - Vehicle Maintenance Violation: 393.53BAutomatic brake adjuster CMV manufactured on or after 10/20/1994 - air brake						4	
03/15/2023	NE3R002143	CA	YP71548	CA	Truck Tractor		1

Only the first 20 inspections are shown. See the live report for more data.