



## Table of Contents

1. Overview	2. BASIC Scores History
3. BASIC Measures	4. KPI: BASIC Measures by Cargo Group
5. Estimated ISS Score	6. Investigation Results
7. Penalties History	8. Acute Critical Violations
9. Red Flag Violation Details	10. DOT Registration Information
11. DOT MCS-150 History	12. Crash Summary
13. Inspection Summary	14. KPI: Inspection Viol OOS Rates by Cargo Group
15. FHWA Registration Information	16. FHWA Insurance Information
17. FHWA Authorities	18. Severe Violations
19. Violation Report	20. Violation Summary
21. Violation Enforcement Chronology	22. Inspection Violations & OOS Counts
23. Radius Of Operation	24. Inspection & Crash Locations
25. Cargo Hot Spots	26. Inspection Violations & OOS Chronology
27. Percent of Insp & Crash by State	28. VIN Insp Summary by State
29. Violations By Unit Type	30. Equipment Ownership
31. Equipment Details	32. Vehicle Age
33. States of Power Unit Registrations	34. Equipment Acquisitions
35. Driver Details	36. Shared VIN Summary
37. Shipper Table	38. Safety Summary
39. Safety Details	40. Crash Detail Color Coded
41. Inspections with Shared Equipment	42. Inspection Tabular Details
43. Inspection Summary By Month	44. VIN Inspection Violation Details
45. Inspection History	



**Business Address**

3602 WEST SANJOSE AVE  
FRESNO, CA  
93711

**Contact Info**

(559)-761-5652  
  
JGVEXPRESS1584@GMAIL.COM

**FHWA Address**

3602 WEST SANJOSE AVE  
FRESNO, CA, 93711  
**Phone:** (559)-761-5652

**Mailing Address**

3602 WEST SANJOSE AVE  
FRESNO, CA  
93711

**Overview ToC**

**Operating Status:** AUTHORIZED FOR Property  
One other company viewed this DOT in the past two months  
**Crash/PU ratio:** 0.0%  
**Clean Inspection ratio:** 40.0%

**Estimated BASIC Scores (as of 10/25/2024)**

	Unsafe Driving	Hours of Service	Driver Fitness	Controlled Sub. and Alcohol	Vehicle Maintenance	HM Compliance	Crash
<b>Relative Scores</b>	0% ○	0% ⊖	0% ⊖	0% ○	0% ⊖	0% ○	0% ○
<b>Alert Status</b>	No	No	No	No	No	No	No



**Estimated Inspection Selection System (ISS) Score: 1**  
**Category: Pass**

**BASIC Scores History - Unsafe Driving ToC**

There are no Scores for this BASIC

**BASIC Scores History - Hours of Service ToC**

There are no Scores for this BASIC

**BASIC Scores History - Driver Fitness ToC**

There are no Scores for this BASIC

**BASIC Scores History - Controlled Substance ToC**

There are no Scores for this BASIC



**BASIC Scores History - Vehicle Maintenance ToC**

There are no Scores for this BASIC

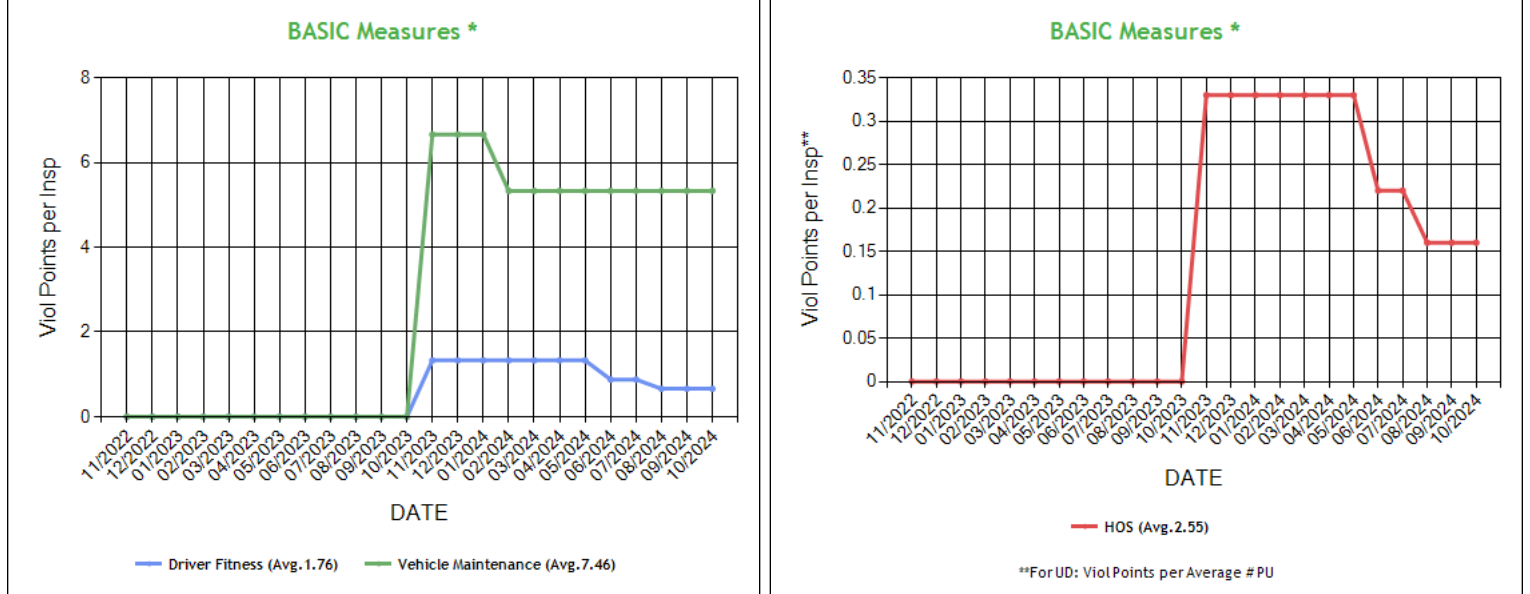
**BASIC Scores History - Crash ToC**

There are no Scores for this BASIC

**BASIC Scores History - Hazmat ToC**

There are no Scores for this BASIC

**BASIC Measures: Violation Points per Inspection Trends ToC**



\* BASIC Measures are the absolute SMS scores that are compared within each Safety Event Group to determine the BASIC Score percentiles. Averages based on fleets with 1-5 power units.

\*\*For UD: ViolPoints per Average # PU



**BASIC Measures \* - Table ToC**

UD-Unsafe Driving, HOS-Hours of Service, DF-Driver Fitness, CS-Controlled Substances, VM-Vehicle Maintenance

Date	UD Measure	UD AC	UD with Viol	HOS Measure	HOS AC	HOS with Viol	DF Measure	DF AC	DF with Viol	CS Measure	CS AC	CS with Viol	VM Measure	VM AC	VM with Viol
10/2024	0.00	N	0	0.16	N	1	0.66	N	1	0.00	N	0	5.33	N	3
09/2024	0.00	N	0	0.16	N	1	0.66	N	1	0.00	N	0	5.33	N	3
08/2024	0.00	N	0	0.16	N	1	0.66	N	1	0.00	N	0	5.33	N	3
07/2024	0.00	N	0	0.22	N	1	0.88	N	1	0.00	N	0	5.33	N	3
06/2024	0.00	N	0	0.22	N	1	0.88	N	1	0.00	N	0	5.33	N	3
05/2024	0.00	N	0	0.33	N	1	1.33	N	1	0.00	N	0	5.33	N	3
04/2024	0.00	N	0	0.33	N	1	1.33	N	1	0.00	N	0	5.33	N	3
03/2024	0.00	N	0	0.33	N	1	1.33	N	1	0.00	N	0	5.33	N	3
02/2024	0.00	N	0	0.33	N	1	1.33	N	1	0.00	N	0	5.33	N	3
01/2024	0.00	N	0	0.33	N	1	1.33	N	1	0.00	N	0	6.66	N	3
12/2023	0.00	N	0	0.33	N	1	1.33	N	1	0.00	N	0	6.66	N	3
11/2023	0.00	N	0	0.33	N	1	1.33	N	1	0.00	N	0	6.66	N	3
10/2023	0.00	N	0	0.00	N	0	0.00	N	0	0.00	N	0	0.00	N	0
09/2023	0.00	N	0	0.00	N	0	0.00	N	0	0.00	N	0	0.00	N	0
08/2023	0.00	N	0	0.00	N	0	0.00	N	0	0.00	N	0	0.00	N	0
07/2023	0.00	N	0	0.00	N	0	0.00	N	0	0.00	N	0	0.00	N	0
06/2023	0.00	N	0	0.00	N	0	0.00	N	0	0.00	N	0	0.00	N	0
05/2023	0.00	N	0	0.00	N	0	0.00	N	0	0.00	N	0	0.00	N	0
04/2023	0.00	N	0	0.00	N	0	0.00	N	0	0.00	N	0	0.00	N	0
03/2023	0.00	N	0	0.00	N	0	0.00	N	0	0.00	N	0	0.00	N	0
02/2023	0.00	N	0	0.00	N	0	0.00	N	0	0.00	N	0	0.00	N	0
01/2023	0.00	N	0	0.00	N	0	0.00	N	0	0.00	N	0	0.00	N	0
12/2022	0.00	N	0	0.00	N	0	0.00	N	0	0.00	N	0	0.00	N	0
11/2022	0.00	N	0	0.00	N	0	0.00	N	0	0.00	N	0	0.00	N	0

\* BASIC Measures are the absolute SMS scores that are compared within each Safety Event Group to determine the BASIC Score percentiles.

**KPI: BASIC Measures by Fleet Size and Cargo Group ToC**

Fleet Size: 1-5 PUs

Cargo Group (Companies)	Unsafe Driving		Hours of Service		Driver Fitness		Controlled Substance		Vehicle Maintenance		HM Compliance		Crash	
	Avg.	Comp. to Avg.	Avg.	Comp. to Avg.	Avg.	Comp. to Avg.	Avg.	Comp. to Avg.	Avg.	Comp. to Avg.	Avg.	Comp. to Avg.	Avg.	Comp. to Avg.
General Freight (489020)	0.79	Better	0.24	Better	0.20	Worse	0.02	Better	1.90	Worse	0.01	Better	0.06	Better
JGV EXPRESS INC	0.00		0.16		0.66		0.00		5.33		0.00		0.00	

**Estimated ISS Score: 1 Pass ToC About the Inspection Selection System**



**Estimated ISS Score History - Table** **ToC**

Date	Estimated ISS Score	Recommendation	Algorithm
10/25/2024	1	Pass	Safety Algorithm
09/27/2024	1	Pass	Safety Algorithm
08/30/2024	2	Pass	Safety Algorithm
07/26/2024	1	Pass	Safety Algorithm
06/28/2024	1	Pass	Safety Algorithm
05/31/2024	1	Pass	Safety Algorithm
04/26/2024	1	Pass	Safety Algorithm
03/29/2024	1	Pass	Safety Algorithm
02/23/2024	1	Pass	Safety Algorithm
01/26/2024	1	Pass	Safety Algorithm
12/29/2023	1	Pass	Safety Algorithm
11/24/2023	1	Pass	Safety Algorithm
10/27/2023	64	Optional Inspect	Insufficient Data Algorithm
09/29/2023	63	Optional Inspect	Insufficient Data Algorithm
08/25/2023	63	Optional Inspect	Insufficient Data Algorithm
07/28/2023	63	Optional Inspect	Insufficient Data Algorithm
06/30/2023	63	Optional Inspect	Insufficient Data Algorithm
05/26/2023	63	Optional Inspect	Insufficient Data Algorithm
04/28/2023	63	Optional Inspect	Insufficient Data Algorithm
03/31/2023	63	Optional Inspect	Insufficient Data Algorithm
02/24/2023	63	Optional Inspect	Insufficient Data Algorithm
01/27/2023	63	Optional Inspect	Insufficient Data Algorithm
12/30/2022	63	Optional Inspect	Insufficient Data Algorithm
11/25/2022	63	Optional Inspect	Insufficient Data Algorithm

**Investigation Results** **ToC**

No Investigations reported on FMCSA website

**Penalties History** **ToC**

There is a problem with the Penalties data on FMCSA website.

**Acute Critical Violations (Based on Investigations as per CSA Methodology Appendix A)** **ToC**

No Data

No red flag violations in the last 24 months

**DOT Registration Information: The following information on this specific DOT # is from the Federal DOT (as of Operating Authority**

DOT Registration: 11/22/2022		Total Power Units: 2	Total Trucks: 2	Total Trailers: 0	Total Passenger Vehicles: 0
Status	Entity Type	Organization Type	Nation	Total Cars	Drivers / CDL Drivers
A	C	-	US	0	2 / 2
MCS-150 Date	Op Codes	Shipper Op Codes	Shipper HazMat Op Codes	Latest Review Type	Latest Review Document Number(Date)
08/01/2024	A				()
MCS-150 Mileage (Year)	Record Update Date	Transports Hazmats	DOT Census Date	Recordable Accident Rate	Preventable Accident Rate
162,646 (2023)	08/01/2024	N	11/22/2022	0%	0%
MCS-151 Mileage	Safety Rating (Date)	SEA Accident	SEA Driver	SEA Vehicle	SEA Management
0	None (None)	0%	0%	0%	0%
Classification Codes		Cargo Carried (per MCS-150)			
Authorized-For-Hire		General Freight			



DOT MCS-150 History <b>ToC</b>			(as of 09/10/2024 DOT census)						
Census Date	MCS-150 Date	MCS-150 Mileage	VMT Year	Power Units	Drivers	Trailers	Company Rep1	Company Rep2	Email
9/10/2024	8/1/2024	162646	2023	2	2	-	NAVJOT SINGH		JGVEXPRESS1584@GMAIL.COM
5/9/2023	5/5/2023	1	2022	1	1	0	NAVJOT SINGH		JGVEXPRESS1584@GMAIL.COM
12/9/2022	11/23/2022	1	2021	1	1	0	NAVJOT SINGH		JGVEXPRESS1584@GMAIL.COM

<b>Crash Summary Chart <b>ToC</b></b>	<b>Crashes Summary - Chart</b> (based on all available crash data)
<b>No Data</b>	

Crashes Summary - Table (based on all available crash data) <b>ToC</b>										
	TOTAL	Last 6 months	7-12 months	13-18 months	19-24 months	25-30 months	30-36 months	37-41 months	42-48 months	Over 49 months
Total Reportable	0	0	0	0	0	0	0	0	0	0
Fatalities	0	0	0	0	0	0	0	0	0	0
Injuries	0	0	0	0	0	0	0	0	0	0
Tow Away	0	0	0	0	0	0	0	0	0	0
With Citations	0	0	0	0	0	0	0	0	0	0
Federal Recordable	0	0	0	0	0	0	0	0	0	0
Preventable	0	0	0	0	0	0	0	0	0	0
Crash per Pwr Unit	-	0.0%	0.0%	0.0%	0.0%	0.0%	0.0%	0.0%	0.0%	-

<b>Inspection Summary <b>ToC</b></b>			
The following inspection information is based on results for 24 months prior to: 11/19/2024. Please note that the total inspections number is not necessarily the total of the vehicle, driver and hazmat inspections, as one inspection may have included any combination of the below inspections.			
Overall	Vehicle	Driver	Hazmat
(Please note that the total inspections number is not necessarily the total of the vehicle, driver and hazmat inspections, as one inspection may have included any combination of the below inspections)  Total Inspections: 9 Total Out of Service: 0  Out of Service: 0% National Average: 20.91% Difference: -20.91%	Total Inspections: 7 Total Out of Service: 0  Out of Service: 0.00% National Average: 24.66% Difference: -24.66%	Total Inspections: 9 Total Out of Service: 0  Out of Service: 0.00% National Average: 6.73% Difference: -6.73%	Total Inspections: 0 Total Out of Service: 0  Out of Service: 0.00% National Average: 3.12% Difference: -3.12%

KPI: Inspection Viol OOS Rates by Cargo Group <span>ToC</span>								
Cargo Group	OVERALL		VEHICLE		DRIVER		HAZMAT	
	Average	Compared to Average	Average	Compared to Average	Average	Compared to Average	Average	Compared to Average
General Freight	28.79%	Better	24.89%	Better	12.73%	Better	0.23%	Better
JGV EXPRESS INC	0%		0%		0%		0%	



**FHWA Registration Information: The following data on this Motor Carrier is from the Federal Hwy Administration (as of 1/3/2024)**

Docket Number	DOT Number	Company Name	DBA Name	Address	City	State	Country	ZIP Code
MC1497133	3989259	JGV EXPRESS INC		3602 WEST SANJOSE AVE	FRESNO	CA	US	93711
Phone Number	Fax Number	Mail Address	Mail City	Mail State	Mail Contry	Mail ZIP Code	Mail Phone Number	Mail Fax Number
(559)-761-5652								
Date of Last Change	Freight	Passenger	Household Goods	Active Authority	Pending Authority	Revocation Pending Authority		
1/3/2024	Y	N	N	/ Contract /	/	/		

**Insurance Required (as of 04/30/2024) ToC**

Docket Number	Insurance Type	Insurance Required	Insurance on File
MC1497133	BIPD	\$750k	\$750k
MC1497133	Cargo	No	No
MC1497133	Bond	No	No

**Active / Pending Insurance (as of 04/30/2024)**

Docket Number	Form	Type	Insurance Carrier	Policy/Surety	Coverage From	Coverage To	Required	On File	Effective Date	Cancel Date
MC1497133	91X	BIPD/Primary	CLEAR BLUE INSURANCE COMPANY	BE01330007 40-00	\$0k	\$750k	\$750k	\$750k	01/02/2024	-

**Insurance History (as of 04/30/2024)**

Docket Number	Form	Type	Insurance Carrier	Policy/Surety	Coverage From	Coverage To	Effective Date From	Effective Date To
MC1497133	91X	BIPD/Primary	SECURITY NATIONAL INSURANCE CO.	SMC1811238	\$0k	\$750k	05/11/2023	01/02/2024 Cancelled
MC1497133	91X	BIPD/Primary	SECURITY NATIONAL INSURANCE CO.	SMC1811238	\$0k	\$750k	01/02/2023	05/11/2023 Replaced

**FHWA Authorities (as of 04/30/2024) ToC**

Docket#	L&I Name	Active Authority	Inactive Authority	Pending Authority	Revocation Pending Authority	Freight	Passenger	Household Goods
MC1497133	JGV EXPRESS INC	Contract /				Yes	No	No

**Authority History (as of 04/30/2024)**

Docket Number	Sub	Auth Type	Original Action	Disposition
MC1497133		CONTRACT	INVOLUNTARY REVOCATION 12/6/2023 12:00:00 AM	DISCONTINUED REVOCATION 1/3/2024 12:00:00 AM
MC1497133		CONTRACT	GRANTED 1/3/2023 12:00:00 AM	



**Severe Violations (i.e. those with >= 8 points) - Chart** [ToC](#)

No Data

**Severe Violations (i.e. those with >= 8 points) - Table**

No Data

**Violation Report** [ToC](#)

Inspection Date	Inspection State	BASIC	Violation Description	OOS	VIN	Severity Points
11/06/2024	AZ	Hours-Of-Service	395.24 - HOS (ELD) - ELD FORM AND MANNER	No	3AKJGLD53GSX0285	1
11/06/2024	AZ	Hours-Of-Service	395.30B2ELDDFC24 - HOS (ELD) - DRIVER FAILING TO CERTIFY THE RECORD IMMEDIATELY AFTER THE FINAL REQUIRED ENTRY HAS BEEN MADE OR CORRECTED FOR THE 24 HOUR PERIOD.	No	3AKJGLD53GSX0285	1
11/06/2024	AZ	Hours-Of-Service	395.22GELDMFV - HOS (ELD) - A PORTABLE ELD IS NOT MOUNTED IN A FIXED POSITION AND VISIBLE TO THE DRIVER WHEN SEATED IN THE NORMAL DRIVING POSITION.	No	3AKJGLD53GSX0285	1
11/06/2024	AZ	Vehicle Maintenance	393.11A1CSLRR - CONSPICUITY SYSTEMS - TRUCK TRACTOR LOWER REAR RETRO REFLECTIVE SHEETING MISSING ON VEHICLE MANUFACTURED ON OR AFTER JULY 1 1997.	No	3AKJGLD53GSX0285	3
10/31/2023	CA	Vehicle Maintenance	393.60EWS - Windshield - Obstructed	No	3AKJHHDR6KSJX0897	1
10/31/2023	CA	Driver Fitness	391.11B2 - Driver cannot read or speak the English language sufficiently to respond to official inquiries.	No	3AKJHHDR6KSJX0897	4
10/27/2023	AZ	Vehicle Maintenance	393.86A1RIG - REAR IMPACT GUARDS - TRAILERS AND SEMITRAILERS MANUFACTURED ON OR AFTER JANUARY 26 1998 INADEQUATE OR MISSING.	No	1UYVS2538GU688610	2
10/27/2023	AZ	Vehicle Maintenance	396.17CPI - OPERATING A CMV WITHOUT DOCUMENTATION OF A PERIODIC INSPECTION.	No	1UYVS2538GU688610	4
10/27/2023	AZ	Vehicle Maintenance	393.9ALLPL - LIGHTING - LICENSE PLATE LAMP INOPERATIVE.	No	1UYVS2538GU688610	6
10/27/2023	AZ	Vehicle Maintenance	393.95A4EEUS - EMERGENCY EQUIPMENT - FIRE EXTINGUISHERS - UNSECURED.	No	3AKJHHDR6KSJX0897	2
10/27/2023	AZ	Vehicle Maintenance	392.2SLLMF - STATE/LOCAL LAWS - WHEEL (MUD) FLAPS MISSING OR DEFECTIVE.	No	3AKJHHDR6KSJX0897	1
10/27/2023	AZ	Hours-Of-Service	395.30B1ELDDFR - HOS (ELD) - DRIVER FAILING TO REVIEW RECORDS AND CERTIFY THE ACCURACY OF THE INFORMATION.	No	3AKJHHDR6KSJX0897	1
10/26/2023	MO	Vehicle Maintenance	393.55C2 - ABS - all other CMVs manufactured on or after 3/1/1998 air brake system	No	3AKJHHDR6KSJX0897	4

No filters were applied when generating this report, see the live report for more options.





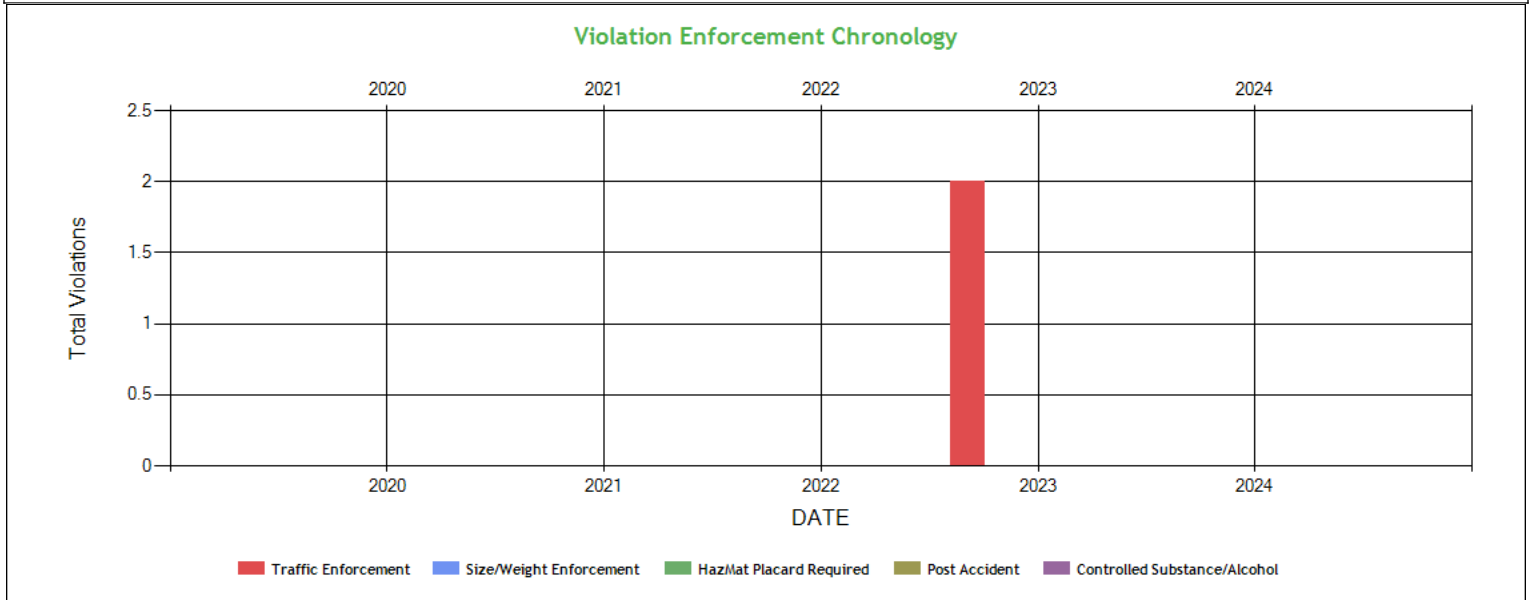
**Violation Summary ToC**

BASIC	Violation Group	Code	Description	# of Violations	# of OOS Violations	Severity Points
Vehicle Maintenance	Lighting	393.9ALLPL	LIGHTING - LICENSE PLATE LAMP INOPERATIVE.	1	0	6
Vehicle Maintenance	Inspection Reports	396.17CPI	OPERATING A CMV WITHOUT DOCUMENTATION OF A PERIODIC INSPECTION.	1	0	4
Driver Fitness	General Driver Qualification	391.11B2	Driver cannot read or speak the English language sufficiently to respond to official inquiries.	1	0	4
Vehicle Maintenance	Brakes, All Others	393.55C2	ABS - all other CMVs manufactured on or after 3/1/1998 air brake system	1	0	4
Vehicle Maintenance	Reflective Sheeting	393.11A1CSLRR	CONSPICUITY SYSTEMS - TRUCK TRACTOR LOWER REAR RETRO REFLECTIVE SHEETING MISSING ON VEHICLE MANUFACTURED ON OR AFTER JULY 1 1997.	1	0	3
Vehicle Maintenance	Cab Body Frame	393.86A1RIG	REAR IMPACT GUARDS - TRAILERS AND SEMITRAILERS MANUFACTURED ON OR AFTER JANUARY 26 1998 INADEQUATE OR MISSING.	1	0	2
Vehicle Maintenance	Emergency Equipment	393.95A4EEUS	EMERGENCY EQUIPMENT - FIRE EXTINGUISHERS - UNSECURED.	1	0	2
Hours-Of-Service (HOS) Compliance	Other Log/Form & Manner	395.30B2ELDDFC24	HOS (ELD) - DRIVER FAILING TO CERTIFY THE RECORD IMMEDIATELY AFTER THE FINAL REQUIRED ENTRY HAS BEEN MADE OR CORRECTED FOR THE 24 HOUR PERIOD.	1	0	1
Hours-Of-Service (HOS) Compliance	EOBR Related	395.22GELDMFV	HOS (ELD) - A PORTABLE ELD IS NOT MOUNTED IN A FIXED POSITION AND VISIBLE TO THE DRIVER WHEN SEATED IN THE NORMAL DRIVING POSITION.	1	0	1
Hours-Of-Service (HOS) Compliance	Other Log/Form & Manner	395.24	HOS (ELD) - ELD FORM AND MANNER	1	0	1
Vehicle Maintenance	Windshield/ Glass/ Markings	393.60EWS	Windshield - Obstructed	1	0	1
Hours-Of-Service (HOS) Compliance	Other Log/Form & Manner	395.30B1ELDDFR	HOS (ELD) - DRIVER FAILING TO REVIEW RECORDS AND CERTIFY THE ACCURACY OF THE INFORMATION.	1	0	1
Vehicle Maintenance	Windshield/ Glass/ Markings	392.2SLLMF	STATE/LOCAL LAWS - WHEEL (MUD) FLAPS MISSING OR DEFECTIVE.	1	0	1

No filters were applied when generating this report, see the live report for more options.



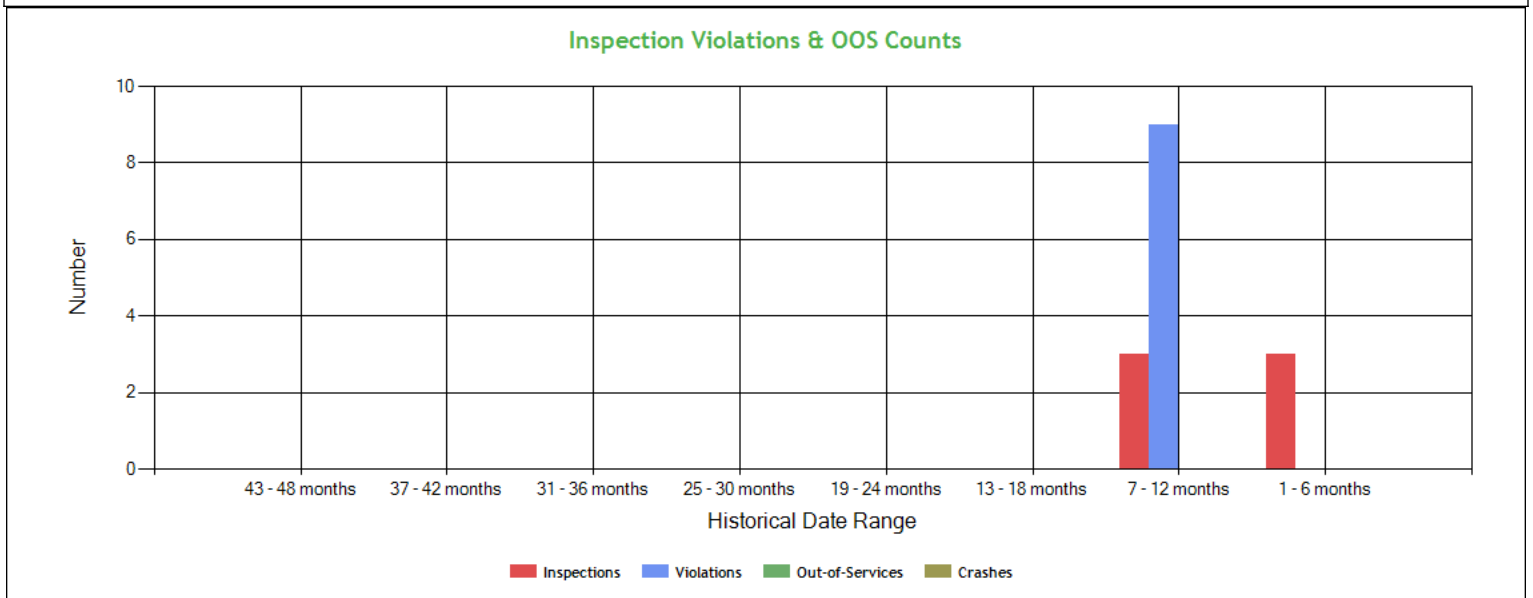
**Violation Enforcement Chronology - Chart ToC**



**Violation Enforcement Chronology - Table ToC**

	2020	2021	2022	2023	2024
Traffic Enforcement	0	0	0	2	0
Size/Weight Enforcement	0	0	0	0	0
HazMat Placard Required	0	0	0	0	0
Post Accident	0	0	0	0	0
Controlled Substance/Alcohol	0	0	0	0	0

**Inspection Violations & OOS Counts - Chart ToC**





**Inspection Violations & OOS Counts - Table** [ToC](#)

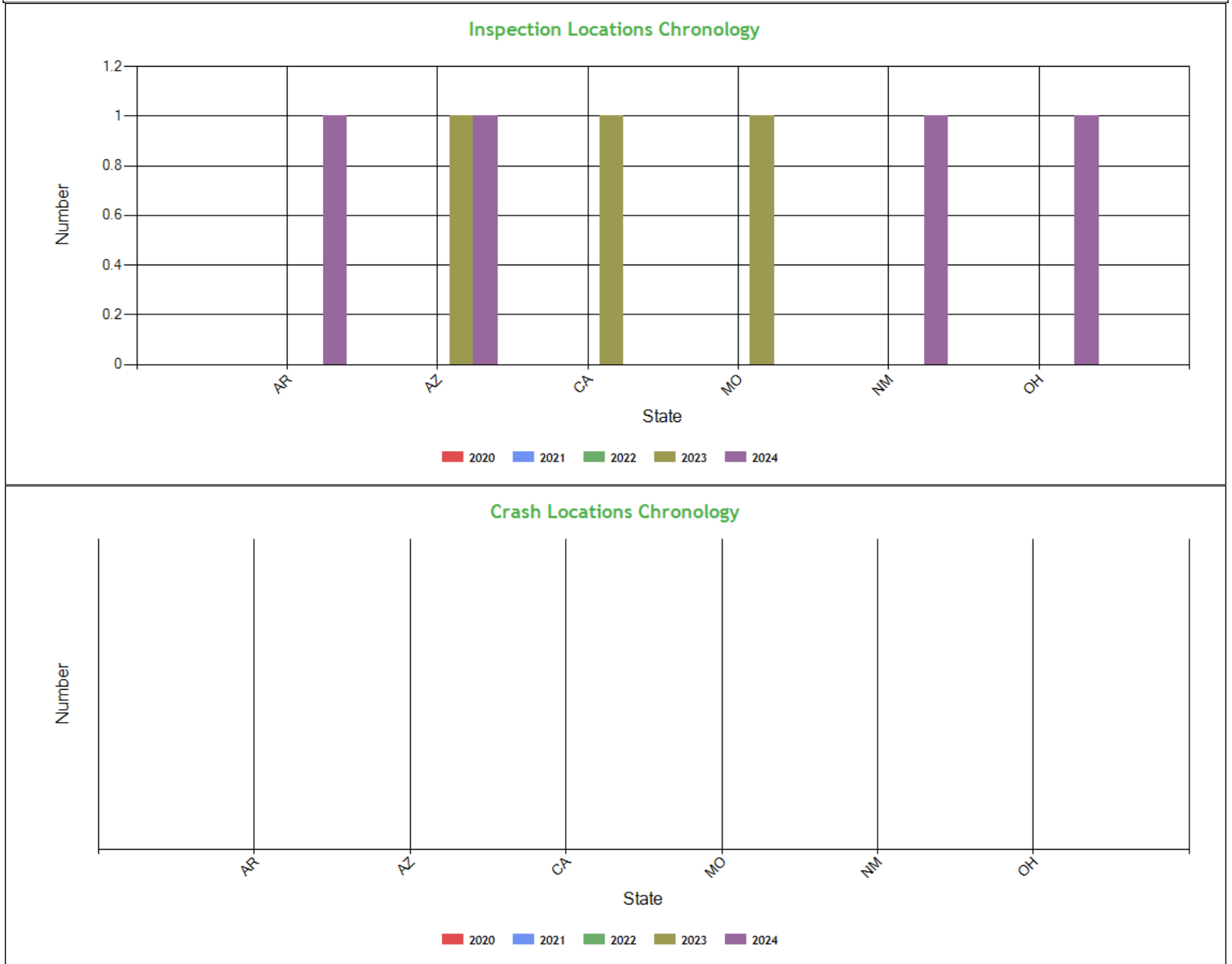
Date Range	Inspections	Violations	Out-of-Services	Crashes
<b>TOTAL</b>	7	13	0	0
<b>1 - 6 months</b>	3	0	0	0
<b>7 - 12 months</b>	3	9	0	0
<b>13 - 18 months</b>	0	0	0	0
<b>19 - 24 months</b>	0	0	0	0
<b>25 - 30 months</b>	0	0	0	0
<b>31 - 36 months</b>	0	0	0	0
<b>37 - 42 months</b>	0	0	0	0
<b>43 - 48 months</b>	0	0	0	0

**Radius of Operation (based on Inspections and Crashes during the past 3 years)** [ToC](#)

	Total	Drive between 0 and 50 miles radius	Drive between 51 and 200 miles radius	Drive between 201 and 300 miles radius	Drive between 301 and 400 miles radius	Drive between 401 and 500 miles radius	Drive between 501 and 600 miles radius	Drive beyond 600 miles radius
<b>Power Units (i.e. unique VINs)</b>	2	0	0	0	1	0	0	1
<b>Percent</b>	100%	0%	0%	0%	50%	0%	0%	50%



## Inspection & Crash Locations - Chart ToC



## Inspection & Crash Locations - Table ToC

State	Inspections					Violations					Out-of-Services					Crashes				
	2020	2021	2022	2023	2024	2020	2021	2022	2023	2024	2020	2021	2022	2023	2024	2020	2021	2022	2023	2024
TOTAL	0	0	0	3	4	0	0	0	9	4	0	0	0	0	0	0	0	0	0	0
AR	0	0	0	0	1	0	0	0	0	0	0	0	0	0	0	0	0	0	0	0
AZ	0	0	0	1	1	0	0	0	6	4	0	0	0	0	0	0	0	0	0	0
CA	0	0	0	1	0	0	0	0	2	0	0	0	0	0	0	0	0	0	0	0
MO	0	0	0	1	0	0	0	0	1	0	0	0	0	0	0	0	0	0	0	0
NM	0	0	0	0	1	0	0	0	0	0	0	0	0	0	0	0	0	0	0	0
OH	0	0	0	0	1	0	0	0	0	0	0	0	0	0	0	0	0	0	0	0



### Hot Spot Summary ToC

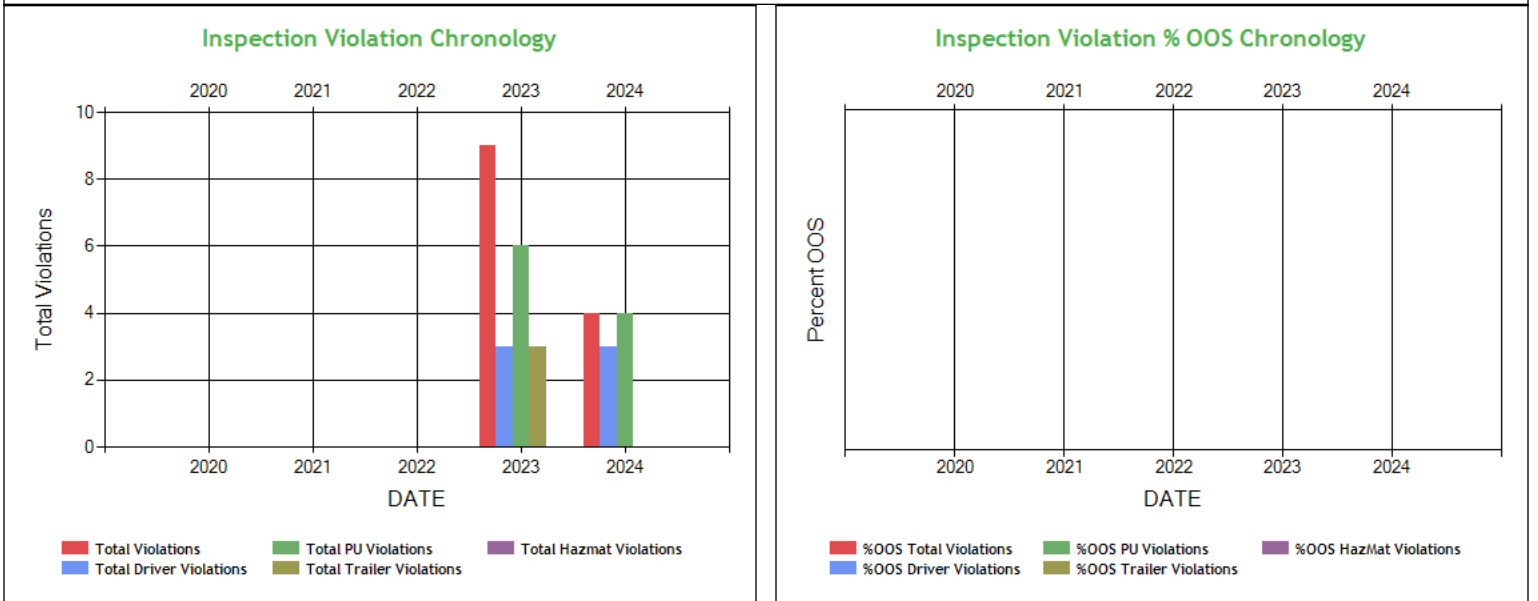
Year	Month	Level 5	Level 5 %	Level 4	Level 4 %	Level 3	Level 3 %	Level 2	Level 2 %	Level 1	Level 1 %	Level 0	Level 0 %	Levels 1 - 5	Levels 1 - 5 %
2024	November (Partial)	0	0.00%	0	0.00%	0	0.00%	0	0.00%	0	0.00%	1	25.00%	0	0.00%
2024	October	0	0.00%	1	25.00%	0	0.00%	0	0.00%	0	0.00%	0	0.00%	1	25.00%
2024	July	0	0.00%	0	0.00%	0	0.00%	0	0.00%	0	0.00%	1	25.00%	0	0.00%
2024	June	0	0.00%	0	0.00%	0	0.00%	0	0.00%	1	25.00%	0	0.00%	1	25.00%
Totals		0	0.00%	1	25.00%	0	0.00%	0	0.00%	1	25.00%	2	50.00%	2	50.00%

### Hot Spot Analysis

State	County	Level	Count	Percentage
OH	Ross	4	1	25.00%
AR	Crawford	1	1	25.00%

Report generated using the last 12 full months of inspection data

### Inspection Violation % OOS Chronology - Chart ToC

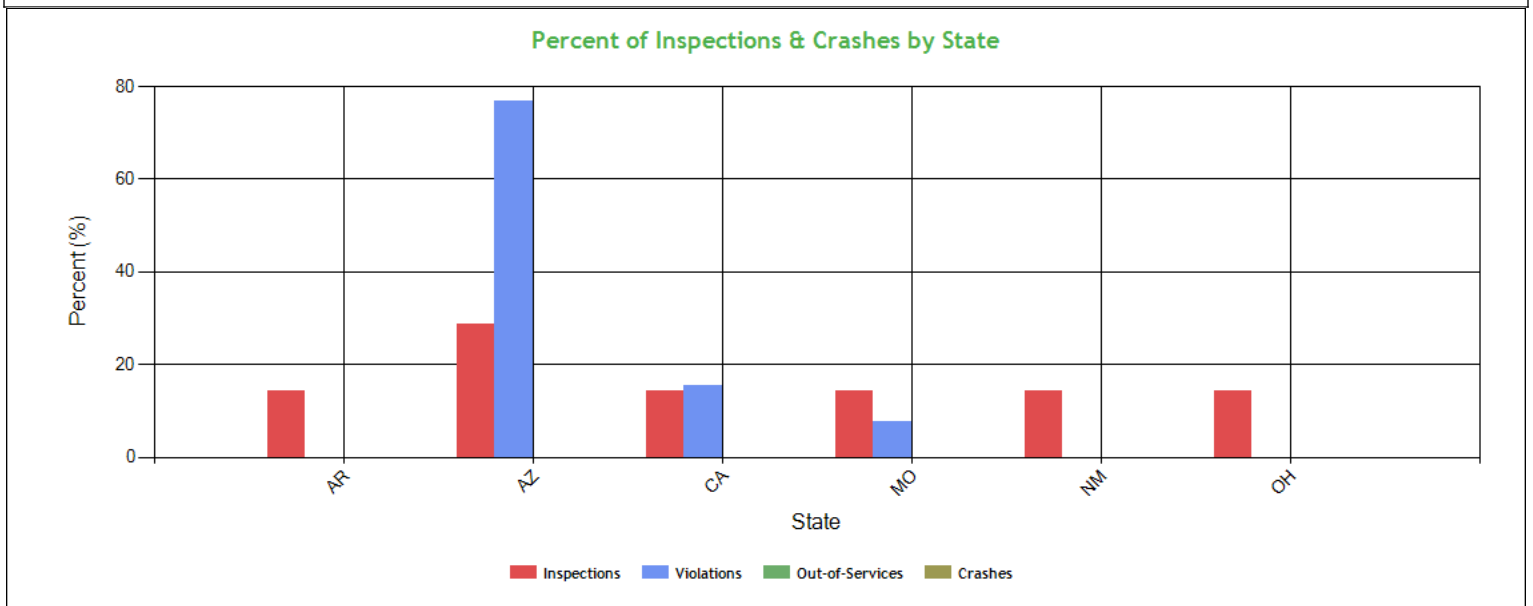


### Inspection Violation % OOS Chronology - Table ToC

	2020	2021	2022	2023	2024
Total Violations	0	0	0	9	4
Total Out Of Services	0	0	0	0	0
%OOS Total Violations	0	0	0	0	0
Total Driver Violations	0	0	0	3	3
Total Driver Out Of Services	0	0	0	0	0
%OOS Driver Violations	0	0	0	0	0
Total PU Violations	0	0	0	6	4
Total PU Out Of Services	0	0	0	0	0
%OOS PU Violations	0	0	0	0	0
Total Trailer Violations	0	0	0	3	0
Total Trailer Out Of Services	0	0	0	0	0
%OOS Trailer Violations	0	0	0	0	0
Total Hazmat Violations	0	0	0	0	0
Total Hazmat Out Of Services	0	0	0	0	0
%OOS HazMat Violations	0	0	0	0	0



**Percent of Insp & Crash by State - Chart ToC**



**Percent of Insp & Crash by State - Table (based on Inspection data from the last 4 years) ToC**

State	Inspections		Violations		Out-of-Services		Crashes	
	Total	Percent	Total	Percent	Total	Percent	Total	Percent
	7	100	13	100	0	100	0	100
AR	1	14.3	0	0	0	0	0	0
AZ	2	28.6	10	76.9	0	0	0	0
CA	1	14.3	2	15.4	0	0	0	0
MO	1	14.3	1	7.7	0	0	0	0
NM	1	14.3	0	0	0	0	0	0
OH	1	14.3	0	0	0	0	0	0

**VIN Insp Summary by State (based on inspection from the last 2 years) ToC**

VIN	Insp	Viol Pts	Counts in each State											
			AZ		AR		CA		MO		NM		OH	
			Insp	Viol Pts	Insp	Viol Pts	Insp	Viol Pts	Insp	Viol Pts	Insp	Viol Pts	Insp	Viol Pts
TOTALS	18/ 39*	7/ 31**	2	22	1	0	1	5	1	4	1	0	1	0
3AKJHHDR6KSJX0897	6	13	1	4	1	0	1	5	1	4	1	0	1	0
1UYVS2538GU688610	4	12	1	12	1	0	0	0	0	0	1	0	1	0
3AKJGLD53GSGX0285	1	6	1	6	0	0	0	0	0	0	0	0	0	0

\*<Total number of inspections for these 3 VIN(s)>/n<Total number of inspections for these 6 state(s)>

\*\*<Total severity sum for these 3 VIN(s)>/n<Total severity sum for these 6 state(s)>

**Violations By Unit Type ToC**

**# of Violations: 13 Total Severity: 31 based on inspections in the last 2 years**

Violation Unit: Driver	# of Violations: 6	Total Severity: 9	% of Total: 29.03%
Viol. Group: General Driver Qualification	# of Violations: 1	Total Severity: 4	% of Total: 12.9%
Violation	Number of Occurrences	Viol. Severity	Total Severity
391.11B2:Driver cannot read or speak the English language s	1	4	4



<b>Viol. Group: Other Log/Form &amp; Manner</b>	<b># of Violations: 3</b>	<b>Total Severity: 3</b>	<b>% of Total: 9.68%</b>
395.24:HOS (ELD) - ELD FORM AND MANNER	1	1	1
395.30B1ELDDFR:HOS (ELD) - DRIVER FAILING TO REVIEW RECORDS AND C	1	1	1
395.30B2ELDDFC24:HOS (ELD) - DRIVER FAILING TO CERTIFY THE RECORD I	1	1	1
<b>Viol. Group: EOBR Related</b>	<b># of Violations: 1</b>	<b>Total Severity: 1</b>	<b>% of Total: 3.23%</b>
395.22GELDMFV:HOS (ELD) - A PORTABLE ELD IS NOT MOUNTED IN A FIX	1	1	1
<b>Viol. Group: Windshield/ Glass/ Markings</b>	<b># of Violations: 1</b>	<b>Total Severity: 1</b>	<b>% of Total: 3.23%</b>
392.2SLLMF:STATE/LOCAL LAWS - WHEEL (MUD) FLAPS MISSING OR DE	1	1	1
<b>Violation Unit: Power Unit</b>	<b># of Violations: 4</b>	<b>Total Severity: 10</b>	<b>% of Total: 32.26%</b>
<b>Viol. Group: Brakes All Others</b>	<b># of Violations: 1</b>	<b>Total Severity: 4</b>	<b>% of Total: 12.9%</b>
<b>Violation</b>	<b>Number of Occurrences</b>	<b>Viol. Severity</b>	<b>Total Severity</b>
393.55C2:ABS - all other CMVs manufactured on or after 3/1/	1	4	4
<b>Viol. Group: Reflective Sheeting</b>	<b># of Violations: 1</b>	<b>Total Severity: 3</b>	<b>% of Total: 9.68%</b>
393.11A1CSLRR:CONSPICUITY SYSTEMS - TRUCK TRACTOR LOWER REAR RET	1	3	3
<b>Viol. Group: Emergency Equipment</b>	<b># of Violations: 1</b>	<b>Total Severity: 2</b>	<b>% of Total: 6.45%</b>
393.95A4EEUS:EMERGENCY EQUIPMENT - FIRE EXTINGUISHERS - UNSECU	1	2	2
<b>Viol. Group: Windshield/ Glass/ Markings</b>	<b># of Violations: 1</b>	<b>Total Severity: 1</b>	<b>% of Total: 3.23%</b>
393.60EWS:Windshield - Obstructed	1	1	1
<b>Violation Unit: Trailer</b>	<b># of Violations: 3</b>	<b>Total Severity: 12</b>	<b>% of Total: 38.71%</b>
<b>Viol. Group: Lighting</b>	<b># of Violations: 1</b>	<b>Total Severity: 6</b>	<b>% of Total: 19.35%</b>
<b>Violation</b>	<b>Number of Occurrences</b>	<b>Viol. Severity</b>	<b>Total Severity</b>
393.9ALLPL:LIGHTING - LICENSE PLATE LAMP INOPERATIVE.	1	6	6
<b>Viol. Group: Inspection Reports</b>	<b># of Violations: 1</b>	<b>Total Severity: 4</b>	<b>% of Total: 12.9%</b>
396.17CPI:OPERATING A CMV WITHOUT DOCUMENTATION OF A PERIODI	1	4	4
<b>Viol. Group: Cab Body Frame</b>	<b># of Violations: 1</b>	<b>Total Severity: 2</b>	<b>% of Total: 6.45%</b>
393.86A1RIG:REAR IMPACT GUARDS - TRAILERS AND SEMITRAILERS MAN	1	2	2

### Equipment Ownership **ToC**Equipment Ownership (based on MCS-150 dated 8/1/2024)

	<b>Trucks</b>	<b>Tractors</b>	<b>Trailers</b>	<b>Motor Coaches</b>	<b>Vans</b>
<b>Owned</b>	0	2	0	0	0
<b>Term Leased</b>	0	0	0	0	0
<b>Trip Leased</b>	0	0	0	0	0
<b>Total No.</b>	0	2	0	0	0

### Equipment Details Power Units **ToC**

<b>VIN</b>	<b>Latest Insp Date</b>	<b>Year</b>	<b>Make</b>	<b>Model</b>	<b>Body Class</b>	<b>Body Type</b>	<b>Axles</b>	<b>Len</b>	<b>Fuel Type</b>
3AKJGLD53GS GX0285	11/06/2024	2016	FREIGHTLINER	Cascadia	Truck-Tractor	-	-	-	Diesel
3AKJHHDR6KS JX0897	10/24/2024	2019	FREIGHTLINER	New Cascadia 126" Sleepercab	Truck-Tractor	-	-	-	Diesel

### Equipment Details Trailers

<b>VIN</b>	<b>Latest Insp Date</b>	<b>Year</b>	<b>Make</b>	<b>Model</b>	<b>Body Class</b>	<b>Body Type</b>	<b>Axles</b>	<b>Len</b>	<b>Fuel Type</b>
1UYVS2539EU9 61809	11/06/2024	2014	UTILITY	Utility Trailer Manufacturer	Trailer	Van Trailer	2	53	-
1UYVS2538GU6 88610	10/24/2024	2016	UTILITY	Utility Trailer Manufacturer	Trailer	Van Trailer	2	53	-

### Vehicle Age **ToC**

<b>Year</b>	<b># Power Units</b>	<b>PU Percentage</b>	<b># Trailers</b>	<b>Trailres Percentage</b>
2019	1	50.00%	0	0.00%
2016	1	50.00%	1	50.00%
2014	0	0.00%	1	50.00%

Based on 24 months of inspection data, see the live report for more options



States of Power Unit Registrations <a href="#">ToC</a>						
State	AR	AZ	CA	MO	NM	OH
Number of Power Units	1	2	1	1	1	1

Equipment Acquisitions - Table <a href="#">ToC</a>							
	Power Units inspected for 1st time in past 12 months	Power Units inspected for 1st time in past 24 months	Power Units inspected during entire date range		Trailers inspected for 1st time in past 12 months	Trailers inspected for 1st time in past 24 months	Trailers inspected during entire date range
Unique VINs	2	2	2		2	2	2
Unique License Plates	2	2	2		2	2	2
License Plate States	1	1	1		1	1	1

Driver Details <a href="#">ToC</a> Driver Details (based on MCS-150 dated 8/1/2024)			
	Within 100 mi	Beyond 100 mi	TOTAL
# Drivers Interstate	0	2	2
# Drivers Intrastate	0	0	0
TOTAL	0	2	/
Avg. # Trip Lease Drivers/Mo: 0   # Drivers Grand Total: 2   # Drivers Commercially Licensed: 2			

Shared VIN Summary <a href="#">ToC</a>
--

No Data

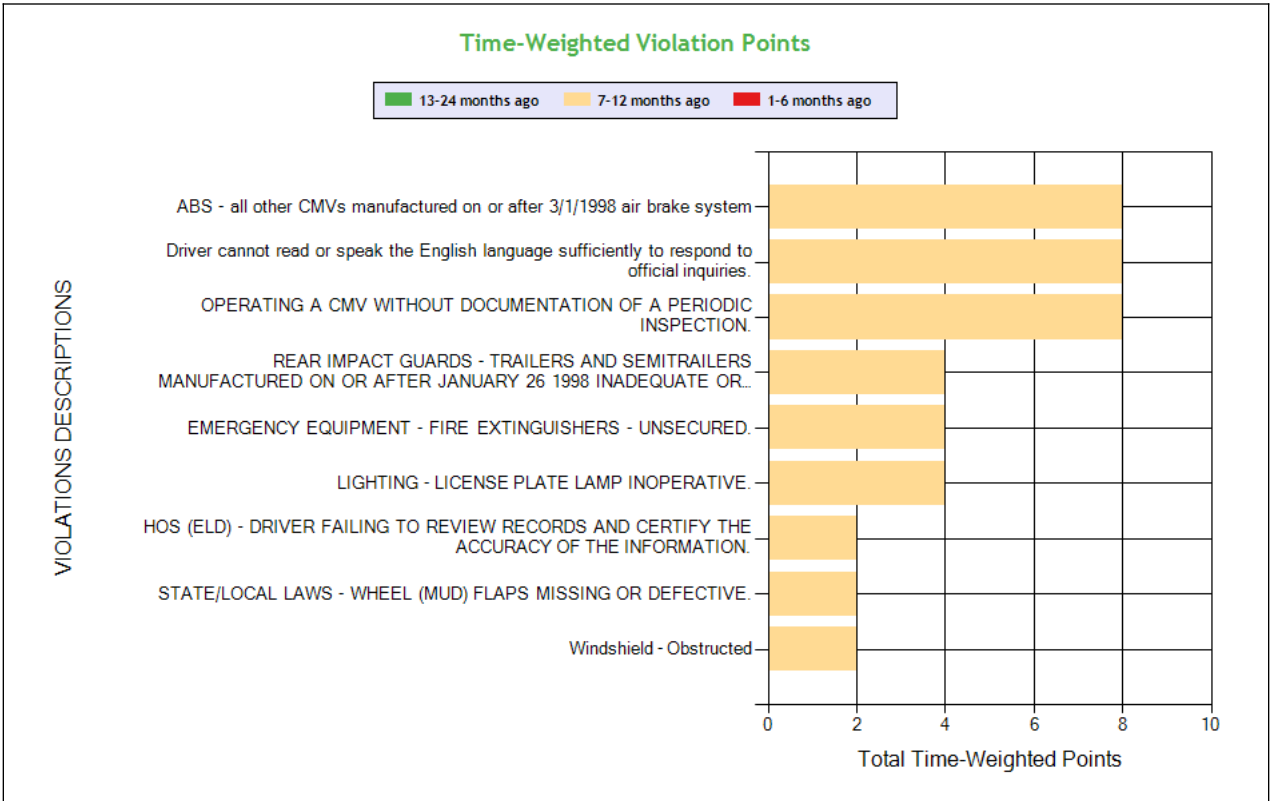
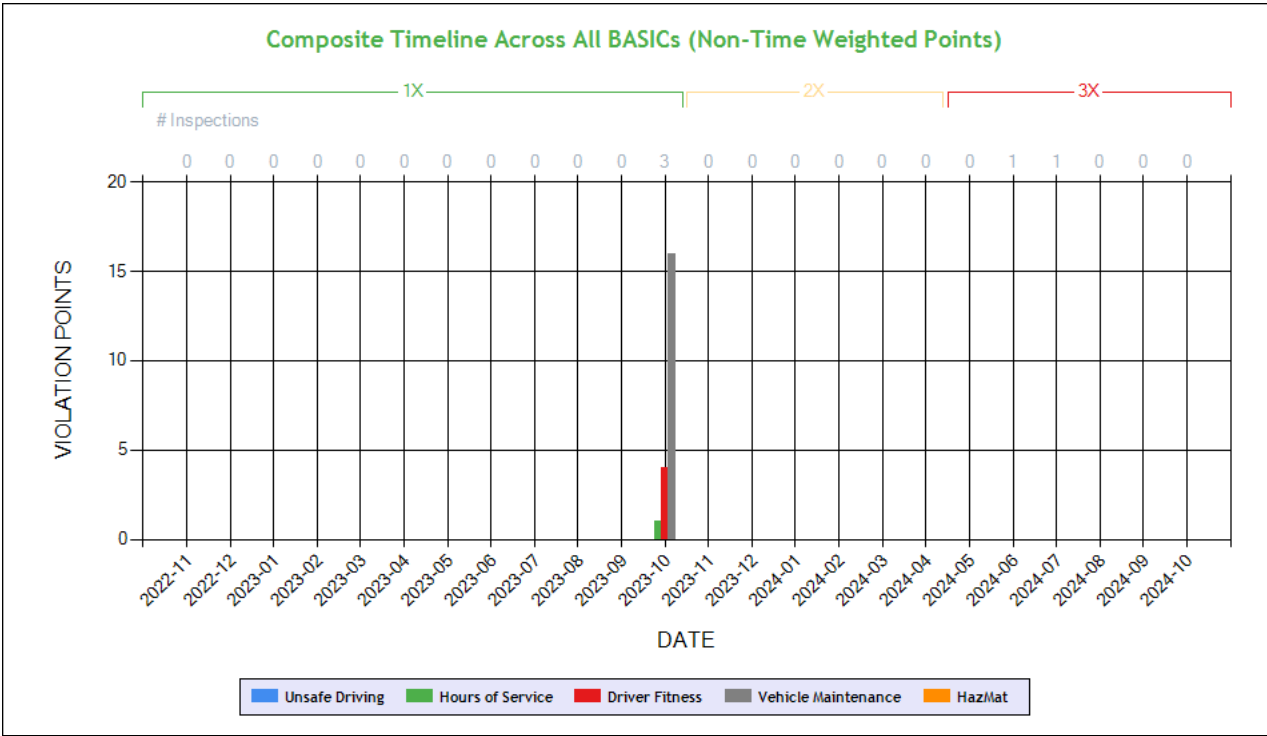
**SHIPPERS DETAIL [ToC](#)** based on Inspection results for the last 4 years

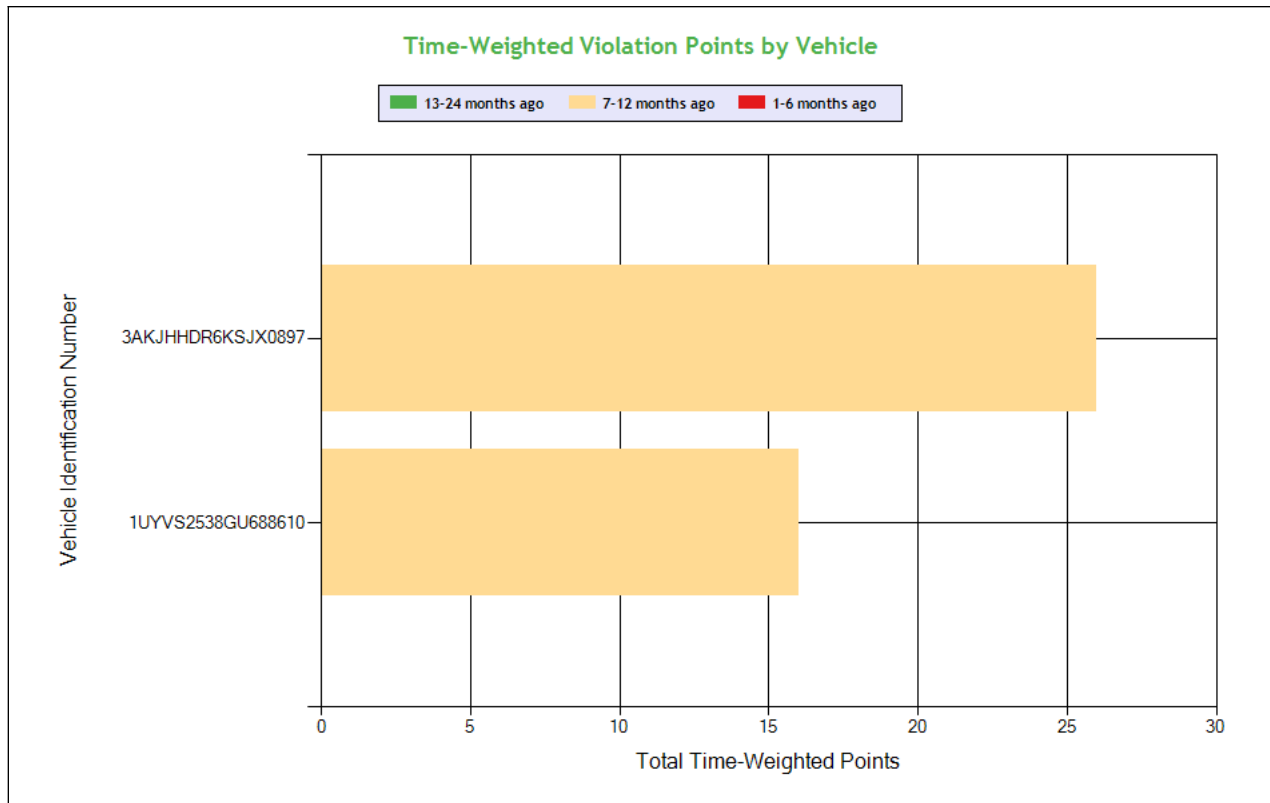
Shipper Name	Number of Inspections	Shipper Name	Number of Inspections
No Shipper listed	2	BAKERLY BARN	2
DOUD AND ACCOCIATES INC	1	GEM PACKED BERRIES	1
IPPOLITO INTERNATIONAL	1		





**Carrier Underwriting Report Safety Summary ToC**





See the Excel file for the complete analysis

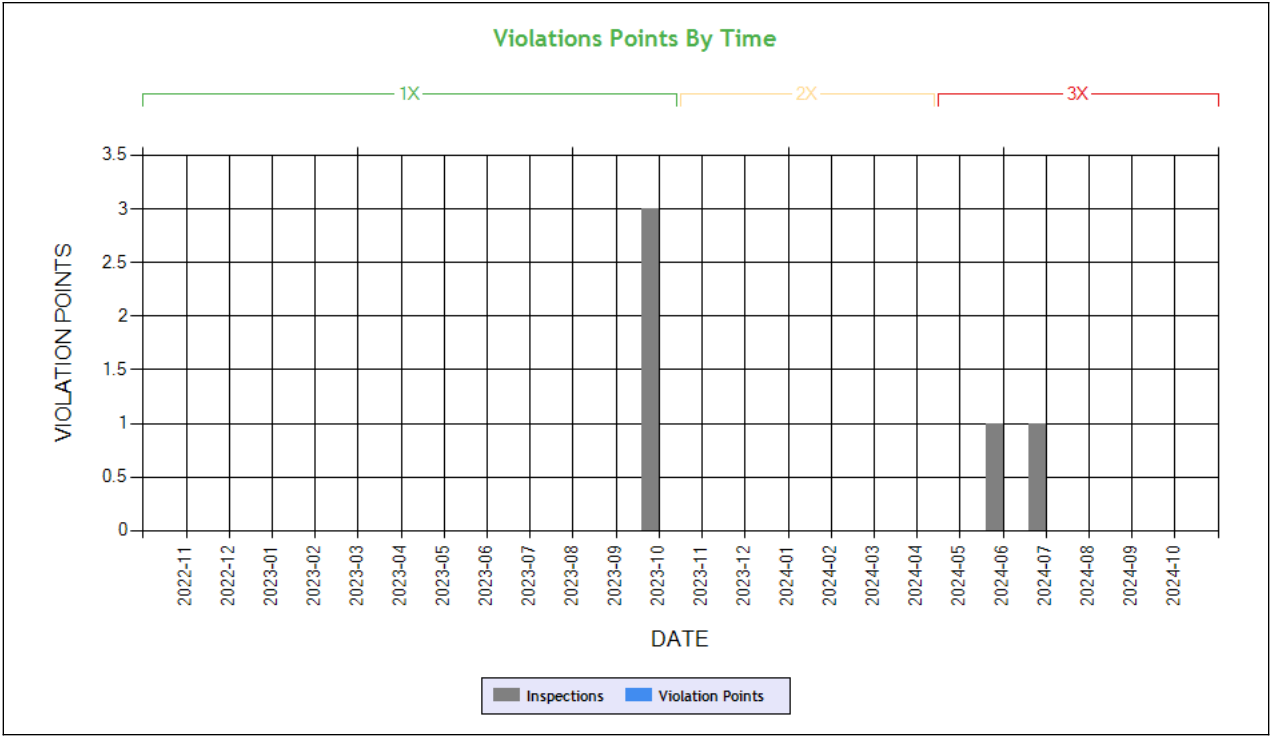
# Violations is in (1-6/7-12/13-24mo)

Shaded = Out Of Service Violation											
Violation Group			General Driver Qualification	Brakes, All Others	Inspection Reports	Cab Body Frame	Emergency Equipment	Lighting	Other Log/Form & Manner	Windshield/ Glass/ Markings	Windshield/ Glass/ Markings
Violation Description	Total Time-weighted Points by VIN	% of Total Time-weighted Points by VIN	Driver cannot read or speak the English language sufficiently to respond to official inquiries.	ABS - all other CMVs manufactured on or after 3/1/1998 air brake system	OPERATING A CMV WITHOUT DOCUMENTATION OF A PERIODIC INSPECTION.	REAR IMPACT GUARDS - TRAILERS AND SEMITRAILERS MANUFACTURED ON OR AFTER JANUARY 26 1998 INADEQUATE OR MISSING.	EMERGENCY EQUIPMENT - FIRE EXTINGUISHERS - UNSECURED.	LIGHTING - LICENSE PLATE LAMP INOPERATIVE.	HOS (ELD) - DRIVER FAILING TO REVIEW RECORDS AND CERTIFY THE ACCURACY OF THE INFORMATION	Windshield - Obstructed	STATE/LOCAL LAWS - WHEEL (MUD) FLAPS MISSING OR DEFECTIVE.
Driver Resp			Yes	No	No	No	Yes	Yes	Yes	Yes	Yes
Total Time-weighted Points			8	8	8	4	4	4	2	2	2
% Total Time-Wt Pts			19.05	19.05	19.05	9.52	9.52	9.52	4.76	4.76	4.76
3AKJHHDR6KSJX0897	26	61.90	8 (0/1/0)	8 (0/1/0)			4 (0/1/0)		2 (0/1/0)	2 (0/1/0)	2 (0/1/0)
1UYVS2538GU688610	16	38.10			8 (0/1/0)	4 (0/1/0)		4 (0/1/0)			



**SAFETY ANALYSIS    ToC**

**Unsafe Driving**

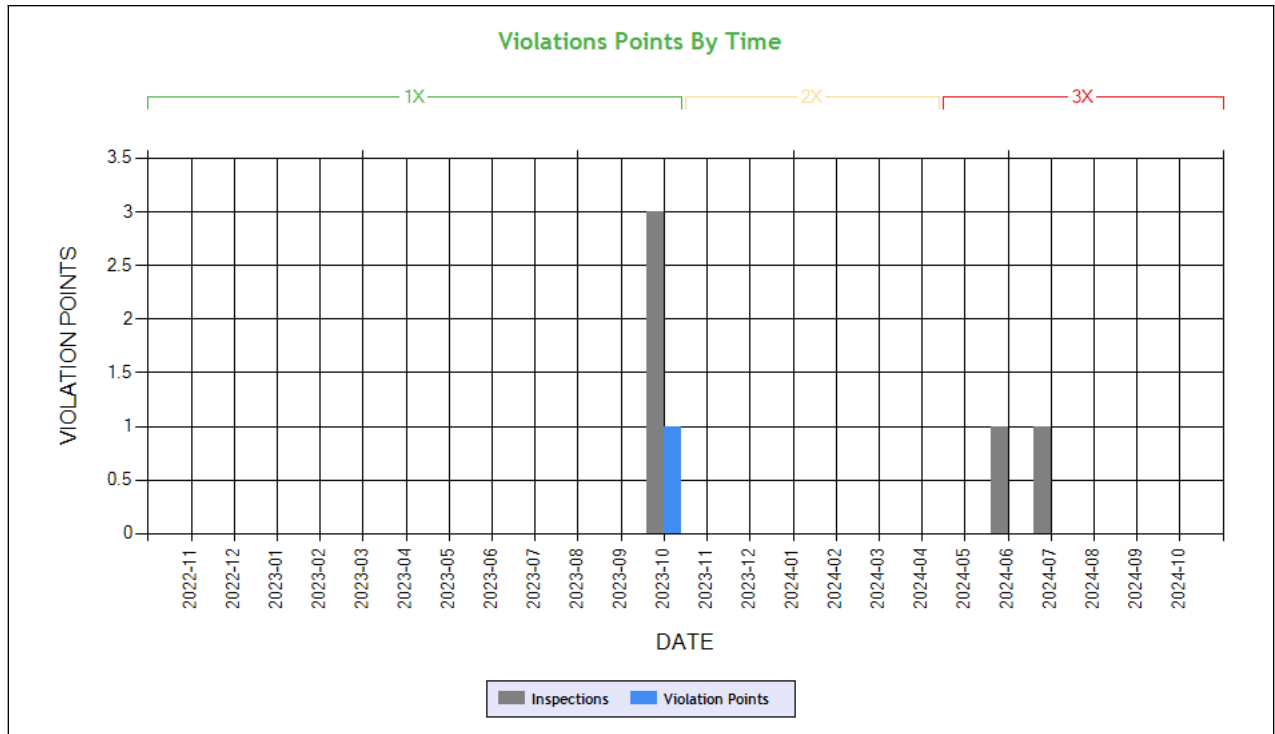


**Time-Weighted Violation Points - no data available to draw a chart**  
**Time-Weighted Severity Points by Vehicle - no data available to draw a chart**

See the Excel file for the complete analysis # Violations is in (1-6/7-12/13-24mo)

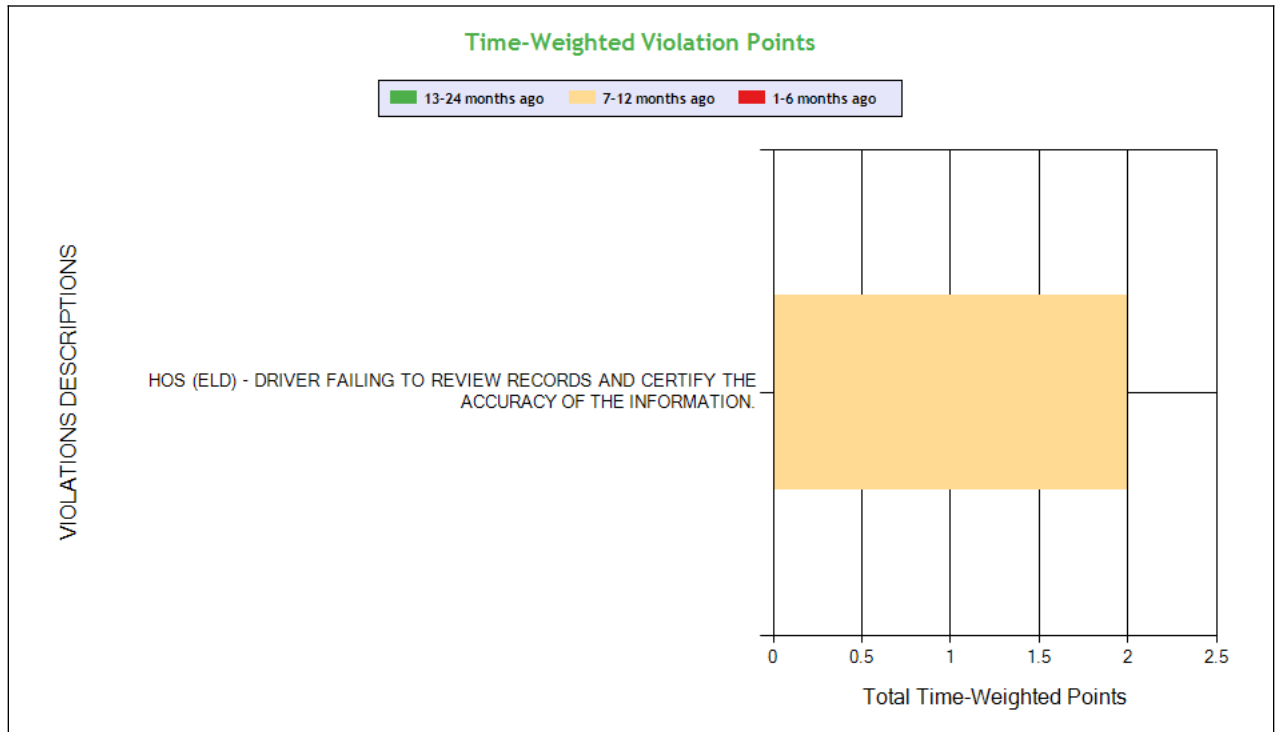
Shaded = Out Of Service Violation		
Violation Group		
Violation Description	Total Time-weighted Points by VIN	% of Total Time-weighted Points by VIN
Driver Resp		
Total Time-weighted Points		
% Total Time-Wt Pts		

**HOS Compliance**



**Carrier Software**  
 1-800-646-5152  
 info@CarrierSoftware.com

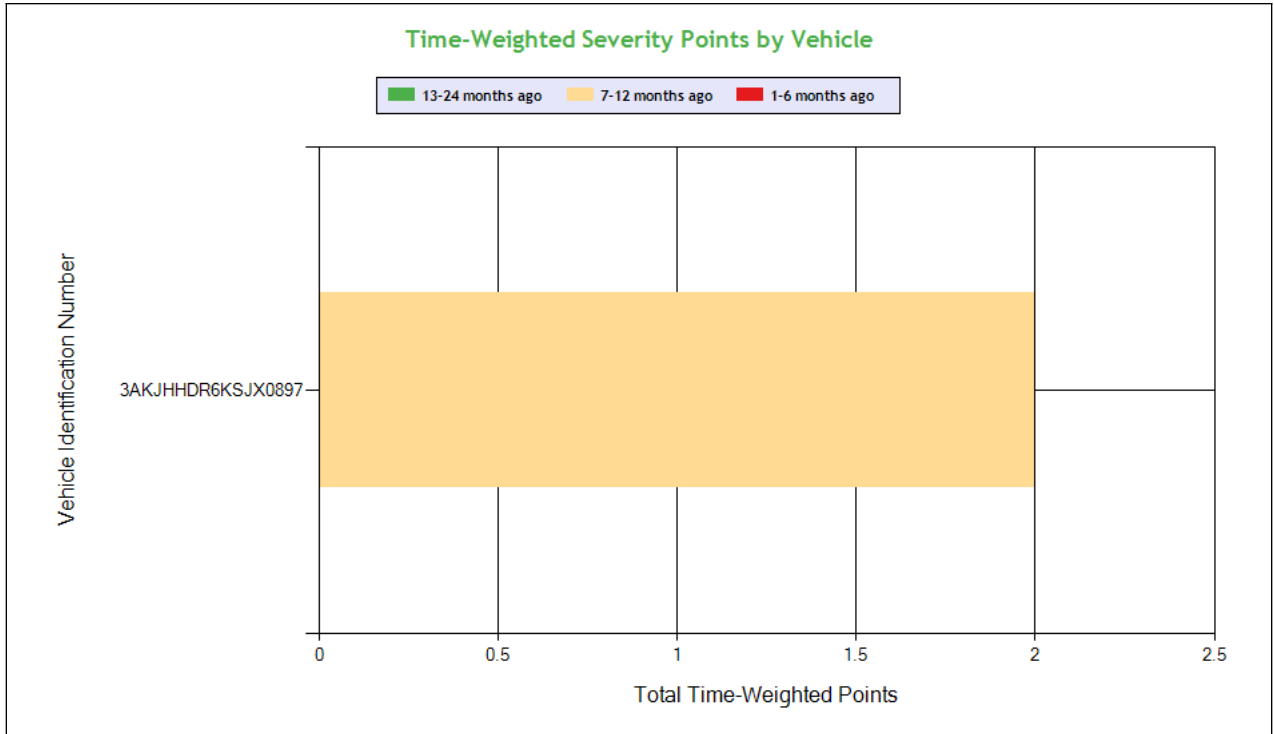
**CONFIDENTIAL - Intended for use by Amerigo Insurance Agency - Date: 11/20/2024**  
**JGV EXPRESS INC - DOT# 3989259 / MC1497133**



See the Excel file for the complete analysis

# Violations is in (1-6/7-12/13-24mo)

Shaded = Out Of Service Violation



**Carrier Software**  
 1-800-646-5152  
 info@CarrierSoftware.com

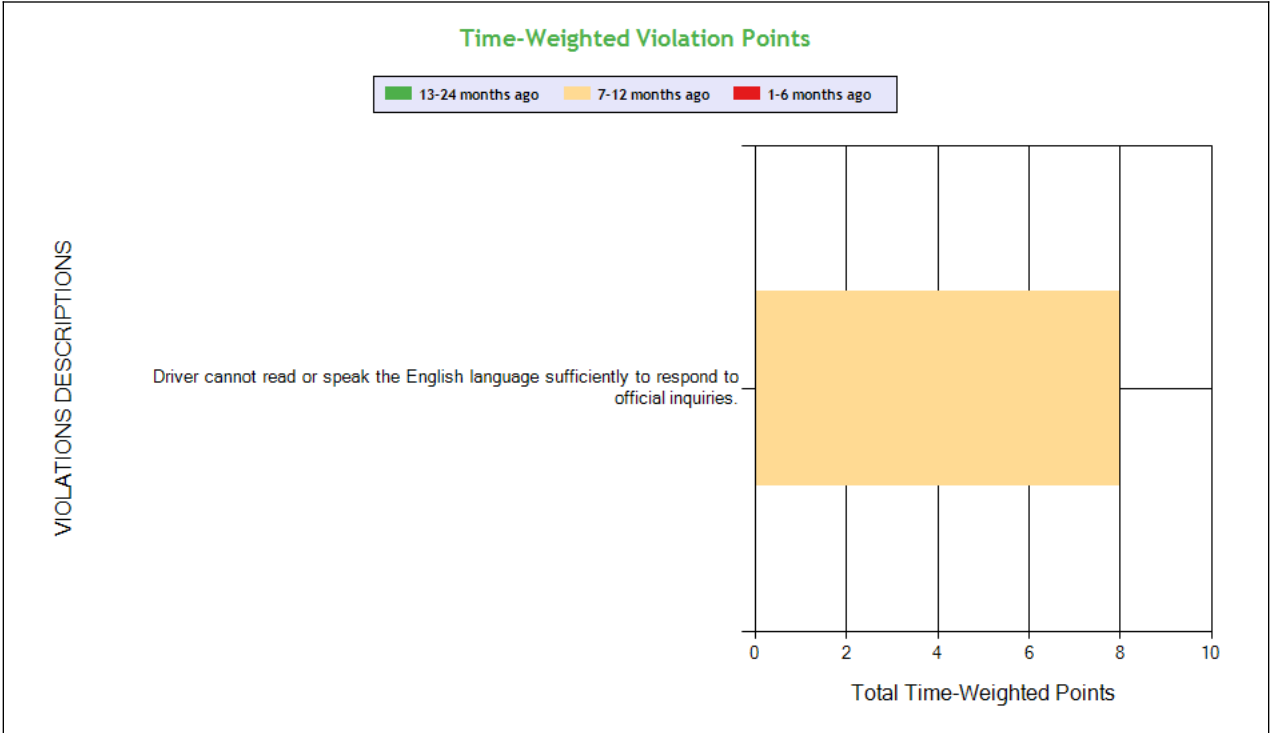
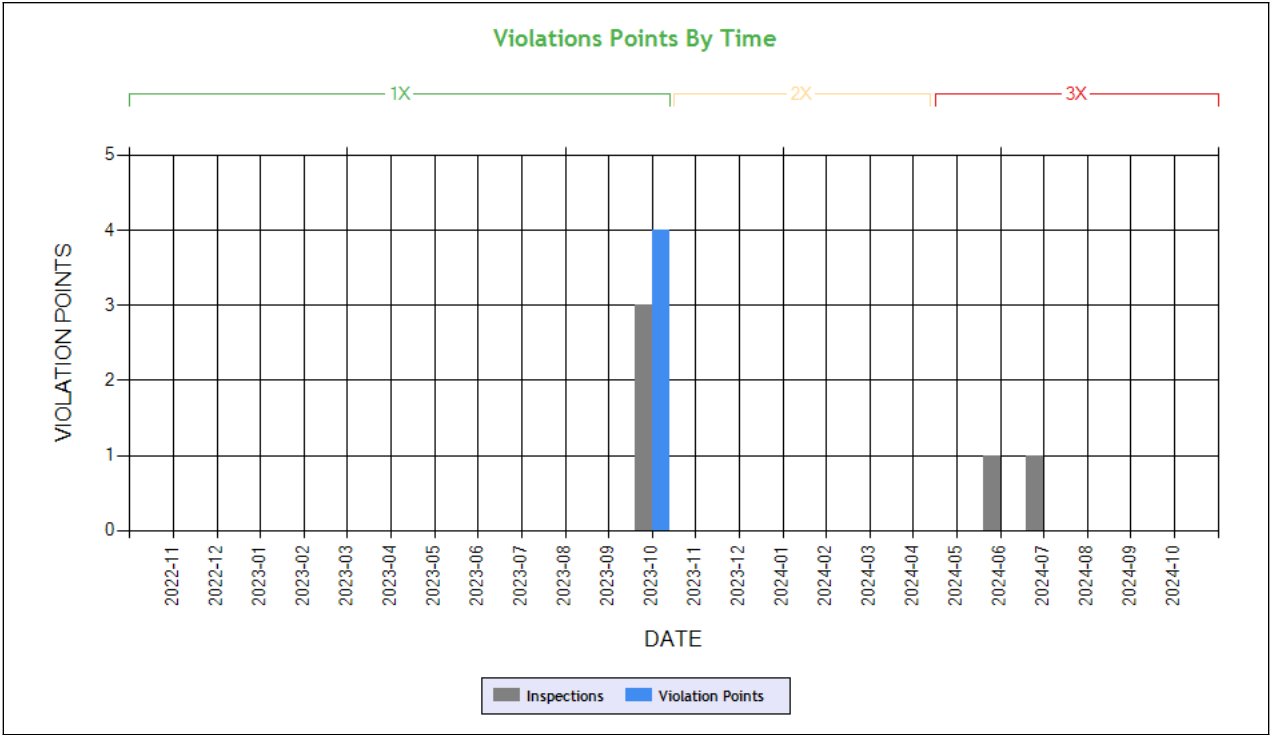
**CONFIDENTIAL - Intended for use by Amerigo Insurance Agency - Date: 11/20/2024**

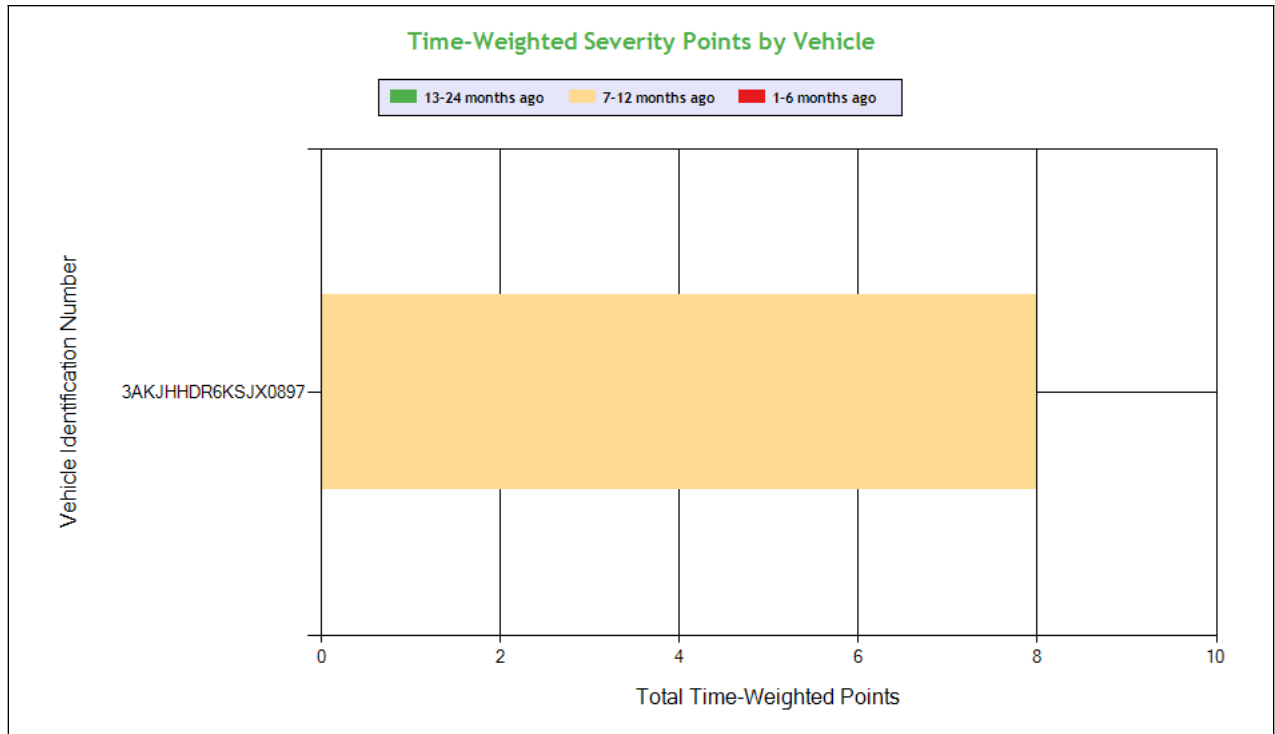
**JGV EXPRESS INC - DOT# 3989259 / MC1497133**

Violation Group			Other Log/Form & Manner
Violation Description	Total Time-weighted Points by VIN	% of Total Time-weighted Points by VIN	HOS (ELD) - DRIVER FAILING TO REVIEW RECORDS AND CERTIFY THE ACCURACY OF THE INFORMATION.
Driver Resp			Yes
Total Time-weighted Points			2
% Total Time-Wt Pts			100
3AKJHHDR6KSJX0897	2	100	2 (0/1/0)



**Driver Fitness**





**Carrier Software**  
 1-800-646-5152  
 info@CarrierSoftware.com

**CONFIDENTIAL - Intended for use by Amerigo Insurance Agency - Date: 11/20/2024**  
**JGV EXPRESS INC - DOT# 3989259 / MC1497133**

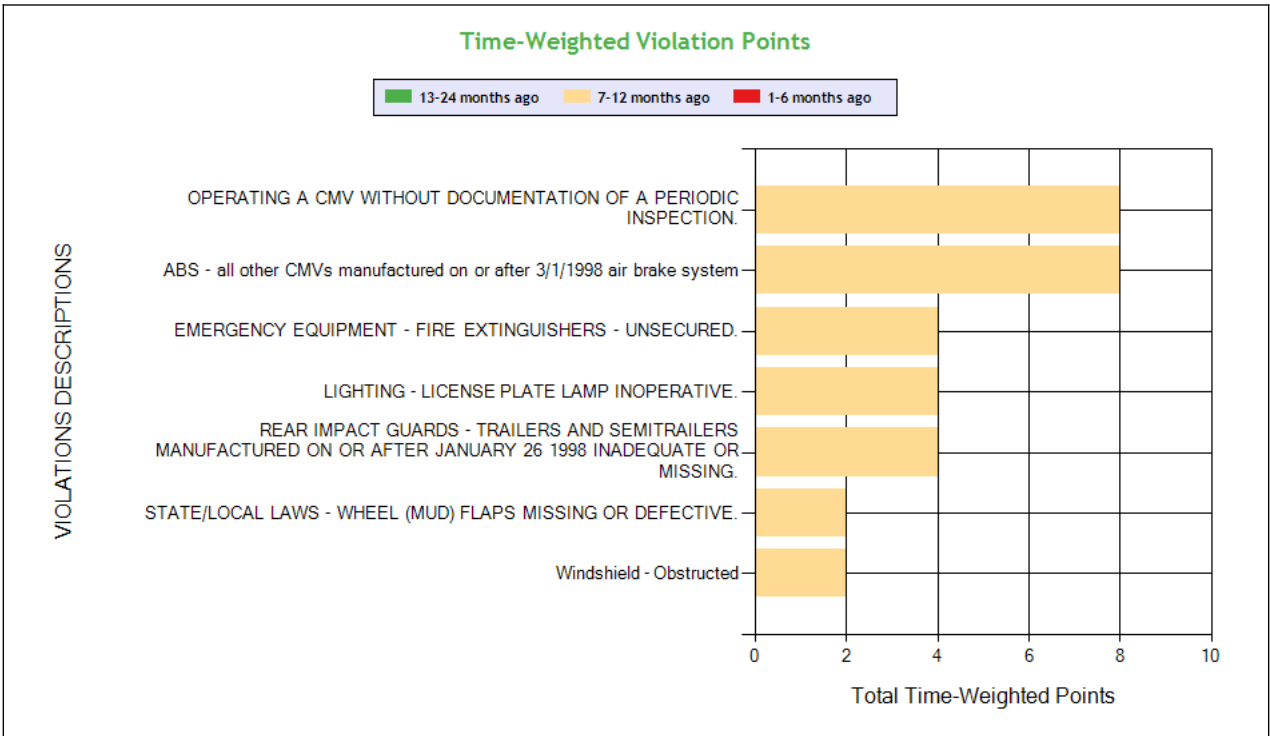
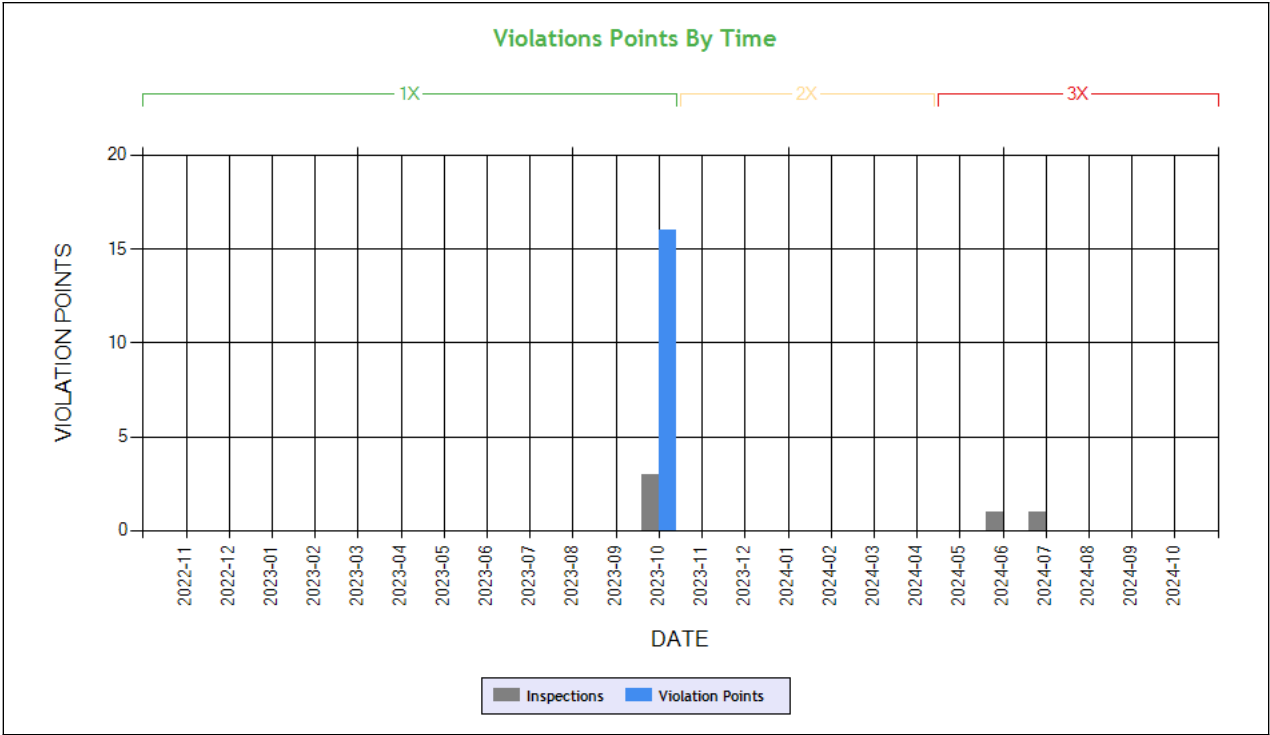
See the Excel file for the complete analysis

# Violations is in (1-6/7-12/13-24mo)

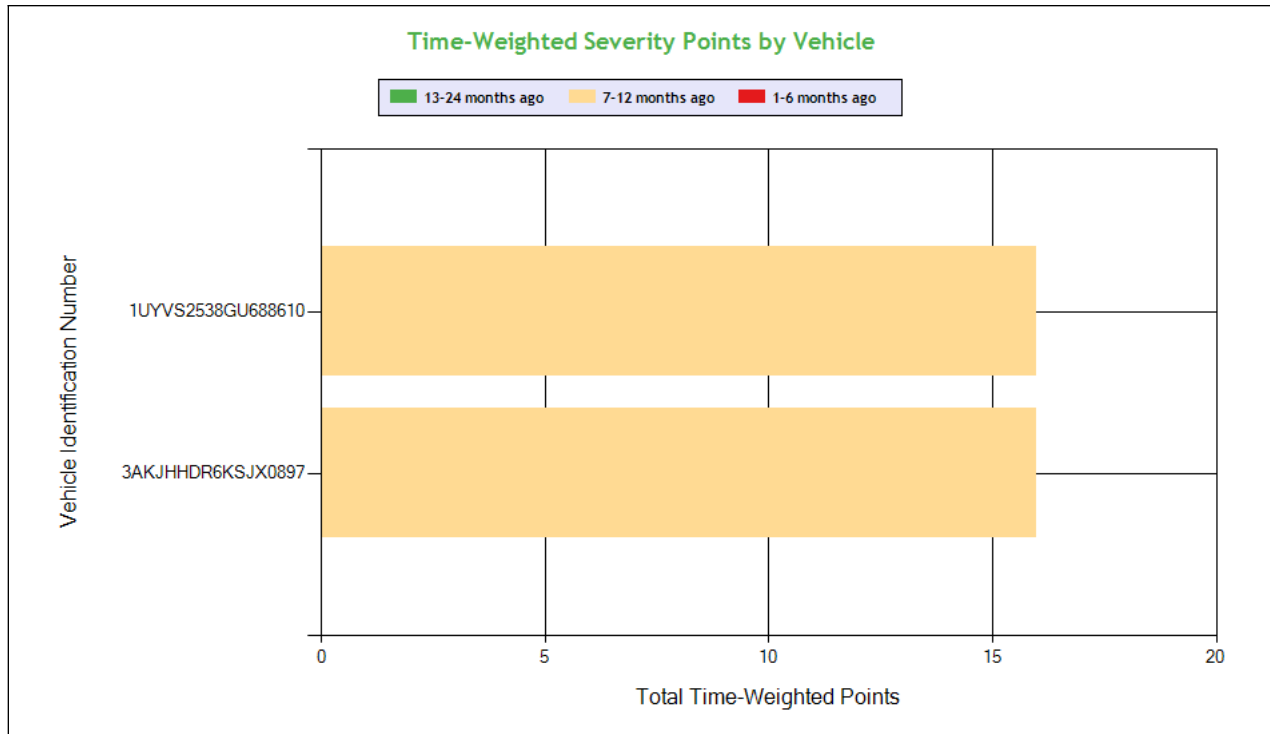
Shaded = Out Of Service Violation			
Violation Group			General Driver Qualification
Violation Description	Total Time-weighted Points by VIN	% of Total Time-weighted Points by VIN	Driver cannot read or speak the English language sufficiently to respond to official inquiries.
Driver Resp			Yes
Total Time-weighted Points			8
% Total Time-Wt Pts			100
3AKJHHDR6KSJX0897	8	100	8 (0/1/0)



Vehicle Maintenance







**Carrier Software**  
 1-800-646-5152  
 info@CarrierSoftware.com

**CONFIDENTIAL - Intended for use by Amerigo Insurance Agency - Date: 11/20/2024**

**JGV EXPRESS INC - DOT# 3989259 / MC1497133**

See the Excel file for the complete analysis

# Violations is in (1-6/7-12/13-24mo)

Shaded = Out Of Service Violation									
Violation Group			Brakes, All Others	Inspection Reports	Cab Body Frame	Emergency Equipment	Lighting	Windshield/ Glass/ Markings	Windshield/ Glass/ Markings
Violation Description	Total Time-weighted Points by VIN	% of Total Time-weighted Points by VIN	ABS - all other CMVs manufactured on or after 3/1/1998 air brake system	OPERATING A CMV WITHOUT DOCUMENTATION OF A PERIODIC INSPECTION.	REAR IMPACT GUARDS - TRAILERS AND SEMITRAILERS MANUFACTURED ON OR AFTER JANUARY 26 1998 INADEQUATE OR MISSING.	EMERGENCY EQUIPMENT - FIRE EXTINGUISHERS - UNSECURED.	LIGHTING - LICENSE PLATE LAMP INOPERATIVE.	Windshield - Obstructed	STATE/LOCAL LAWS - WHEEL (MUD) FLAPS MISSING OR DEFECTIVE.
Driver Resp			No	No	No	Yes	Yes	Yes	Yes
Total Time-weighted Points			8	8	4	4	4	2	2
% Total Time-Wt Pts			25.00	25.00	12.50	12.50	12.50	6.25	6.25
1UYVS2538GU688610	16	50.0		8 (0/1/0)	4 (0/1/0)		4 (0/1/0)		
3AKJHHDR6KSJX0897	16	50.0	8 (0/1/0)			4 (0/1/0)		2 (0/1/0)	2 (0/1/0)

#### COLOR CODED CRASH TABLE ToC

No crashes have been reported by the DOT on this Motor Carrier

**INSPECTIONS WITH SHARED EQUIPMENT:**

No Data



LEGEND

Vehicle Information

Inspection for DOT # being analyzed

Inspection for Different DOT #

Crash Information for specific VIN

INSPECTION DETAILS for ALL Inspections

PDF shows the first 100 Power Unit & Trailer VINs with most recent inspections using data from the last 4 years

POWER UNIT Inspections Section

VIN: 3AKJGLD53GSGX0285				Unit: Truck Tractor		Year: 2016	Make: FREIGHTLINER	
Crash Report No.	DOT	Date	State	Fatalities	Injuries	Tow Away	Vehicles Involved	
AZ0000051030	3362840	09/13/2022	AZ	0	0	Yes	3	
ID21C5761160	2896419	06/21/2021	ID	0	1	No	2	
OR2021430021	2896419	01/20/2021	OR	0	1	Yes	2	
DOT No: 3989259		Docket No: MC1497133		Name: JGV EXPRESS INC			Interstate: Yes	
Date	Unit License	Unit Lic State	Violation Unit	Violation Description		Severity	OOS	Citation
11/06/2024	ZP37217	CA	D	395.24 - HOS (ELD) - ELD FORM AND MANNER		1	No	
11/06/2024	ZP37217	CA	D	395.22GELDMFV - HOS (ELD) - A PORTABLE ELD IS NOT MOUNTED IN A FIXED POSITION AND VISIBLE TO THE DRIVER WHEN SEATED IN THE NORMAL DRIVING POSITION.		1	No	
11/06/2024	ZP37217	CA	D	395.30B2ELDDFC24 - HOS (ELD) - DRIVER FAILING TO CERTIFY THE RECORD IMMEDIATELY AFTER THE FINAL REQUIRED ENTRY HAS BEEN MADE OR CORRECTED FOR THE 24 HOUR PERIOD.		1	No	
11/06/2024	ZP37217	CA	1	393.11A1CSLRR - CONSPICUITY SYSTEMS - TRUCK TRACTOR LOWER REAR RETRO REFLECTIVE SHEETING MISSING ON VEHICLE MANUFACTURED ON OR AFTER JULY 1 1997.		3	No	
DOT No: 3362840		Docket No: MC1077178		Name: VIRK FREIGHT EXPRESS INC			Interstate: Yes	
Date	Unit License	Unit Lic State	Violation Unit	Violation Description		Severity	OOS	Citation
01/27/2023	YP29437	CA	-	-		-	-	-
DOT No: 2896419		Docket No: MC973472		Name: JOE PELICAN MOTOR FREIGHT CORPORATION			Interstate: Yes	
Date	Unit License	Unit Lic State	Violation Unit	Violation Description		Severity	OOS	Citation
07/29/2021	Z050465	UT	-	-		-	-	-
12/11/2019	Z050465	UT	D	395.8E - False report of drivers record of duty status		7	No	
12/11/2019	Z050465	UT	D	395.8 - Driver record of duty status (general/form and manner)		1	No	
12/11/2019	Z050465	UT	D	395.15G02 - Driver failed to have on-board a CMV a sufficient supply of blank records of duty status graph-grids.		1	No	
03/19/2019	Z050465	UT	D	395.8E - False report of drivers record of duty status		7	No	
12/11/2018	Z050465	UT	D	383.23A2 - Operating a CMV without a CDL		8	Yes	
12/11/2018	Z050465	UT	D	395.8E - False report of drivers record of duty status		7	Yes	091800825
10/30/2018	Z050465	UT	-	-		-	-	-
10/17/2018	Z050465	UT	-	-		-	-	-
01/03/2018	Z050465	UT	-	-		-	-	-
11/19/2017	Z050465	UT	-	-		-	-	-
07/10/2017	Z050465	UT	D	392.2LV - Lane Restriction violation		3	No	DQ 37635
06/28/2017	Z050465	UT	1	392.2AU - State Operating Authority Violation		0	No	
02/24/2017	Z050465	UT	-	-		-	-	-
01/09/2017	Z050465	UT	D	392.2SLLEWA1 - State/Local Laws - Excessive Weight - 1-2500 Lbs Over On An Axle/Axle Groups.		0	No	C740000007
08/05/2016	TEMP	UT	D	392.16 - Failing to use seat belt while operating CMV		7	No	6Z0833423



VIN: 3AKJHHDR6KSJX0897			Unit: Truck Tractor		Year: 2019	Make: FREIGHTLINER	
DOT No: 3989259		Docket No: MC1497133		Name: JGV EXPRESS INC		Interstate: Yes	
Date	Unit License	Unit Lic State	Violation Unit	Violation Description	Severity	OOS	Citation
10/24/2024	YP81658	CA	-	-	-	-	-
07/31/2024	YP81658	CA	-	-	-	-	-
06/18/2024	YP81658	CA	-	-	-	-	-
10/31/2023	YP81658	CA	1	393.60EWS - Windshield - Obstructed	1	No	MD95482
10/31/2023	YP81658	CA	D	391.11B2 - Driver cannot read or speak the English language sufficiently to respond to official inquiries.	4	No	
10/27/2023	YP81658	CA	D	395.30B1ELDDFR - HOS (ELD) - DRIVER FAILING TO REVIEW RECORDS AND CERTIFY THE ACCURACY OF THE INFORMATION.	1	No	
10/27/2023	YP81658	CA	1	393.95A4EEUS - EMERGENCY EQUIPMENT - FIRE EXTINGUISHERS - UNSECURED.	2	No	
10/27/2023	YP81658	CA	D	392.2SLLMF - STATE/LOCAL LAWS - WHEEL (MUD) FLAPS MISSING OR DEFECTIVE.	1	No	
10/26/2023	YP81658	CA	1	393.55C2 - ABS - all other CMVs manufactured on or after 3/1/1998 air brake system	4	No	
DOT No: 3362840			Docket No: MC1077178		Name: VIRK FREIGHT EXPRESS INC		Interstate: Yes
Date	Unit License	Unit Lic State	Violation Unit	Violation Description	Severity	OOS	Citation
09/15/2022	YP58135	CA	D	392.2SLLS3 - State/Local Laws - Speeding 11-14 miles per hour over the speed limit	7	No	LV13533
DOT No: 28406			Docket No: MC124679		Name: C R ENGLAND INC		Interstate: Yes
Date	Unit License	Unit Lic State	Violation Unit	Violation Description	Severity	OOS	Citation
08/12/2020	2693558	IN	1	393.9H - Inoperative head lamps	6	No	
03/11/2020	2693558	IN	D	392.2SLLS2 - State/Local Laws - Speeding 6-10 miles per hour over the speed limit	4	No	
08/10/2018	2693558	IL	D	392.2MI - Miscellaneous Traffic Law Violation	0	No	X01884450
07/02/2018	2693558	IN	-	-	-	-	-

### TRAILER Inspections Section

VIN: 3AKJGLD53GSGX0285			Unit: Truck Tractor		Year: 2016	Make: FREIGHTLINER	
Crash Report No.	DOT	Date	State	Fatalities	Injuries	Tow Away	Vehicles Involved
AZ0000051030	3362840	09/13/2022	AZ	0	0	Yes	3
ID21C5761160	2896419	06/21/2021	ID	0	1	No	2
OR2021430021	2896419	01/20/2021	OR	0	1	Yes	2
DOT No: 3989259			Docket No: MC1497133		Name: JGV EXPRESS INC		Interstate: Yes
Date	Unit License	Unit Lic State	Violation Unit	Violation Description	Severity	OOS	Citation
11/06/2024	ZP37217	CA	D	395.24 - HOS (ELD) - ELD FORM AND MANNER	1	No	
11/06/2024	ZP37217	CA	D	395.22GELDMFV - HOS (ELD) - A PORTABLE ELD IS NOT MOUNTED IN A FIXED POSITION AND VISIBLE TO THE DRIVER WHEN SEATED IN THE NORMAL DRIVING POSITION.	1	No	
11/06/2024	ZP37217	CA	D	395.30B2ELDDFC24 - HOS (ELD) - DRIVER FAILING TO CERTIFY THE RECORD IMMEDIATELY AFTER THE FINAL REQUIRED ENTRY HAS BEEN MADE OR CORRECTED FOR THE 24 HOUR PERIOD.	1	No	
11/06/2024	ZP37217	CA	1	393.11A1CSLRR - CONSPICUITY SYSTEMS - TRUCK TRACTOR LOWER REAR RETRO REFLECTIVE SHEETING MISSING ON VEHICLE MANUFACTURED ON OR AFTER JULY 1 1997.	3	No	
DOT No: 3362840			Docket No: MC1077178		Name: VIRK FREIGHT EXPRESS INC		Interstate: Yes
Date	Unit License	Unit Lic State	Violation Unit	Violation Description	Severity	OOS	Citation
01/27/2023	YP29437	CA	-	-	-	-	-
DOT No: 2896419			Docket No: MC973472		Name: JOE PELICAN MOTOR FREIGHT CORPORATION		Interstate: Yes



Date	Unit License	Unit Lic State	Violation Unit	Violation Description	Severity	OOS	Citation
07/29/2021	Z050465	UT	-	-	-	-	-
12/11/2019	Z050465	UT	D	395.8E - False report of drivers record of duty status	7	No	
12/11/2019	Z050465	UT	D	395.8 - Driver record of duty status (general/form and manner)	1	No	
12/11/2019	Z050465	UT	D	395.15G02 - Driver failed to have on-board a CMV a sufficient supply of blank records of duty status graph-grids.	1	No	
03/19/2019	Z050465	UT	D	395.8E - False report of drivers record of duty status	7	No	
12/11/2018	Z050465	UT	D	383.23A2 - Operating a CMV without a CDL	8	Yes	
12/11/2018	Z050465	UT	D	395.8E - False report of drivers record of duty status	7	Yes	091800825
10/30/2018	Z050465	UT	-	-	-	-	-
10/17/2018	Z050465	UT	-	-	-	-	-
01/03/2018	Z050465	UT	-	-	-	-	-
11/19/2017	Z050465	UT	-	-	-	-	-
07/10/2017	Z050465	UT	D	392.2LV - Lane Restriction violation	3	No	DQ 37635
06/28/2017	Z050465	UT	1	392.2AU - State Operating Authority Violation	0	No	
02/24/2017	Z050465	UT	-	-	-	-	-
01/09/2017	Z050465	UT	D	392.2SLLEWA1 - State/Local Laws - Excessive Weight - 1-2500 Lbs Over On An Axle/Axle Groups.	0	No	C740000007
08/05/2016	TEMP	UT	D	392.16 - Failing to use seat belt while operating CMV	7	No	6Z0833423

VIN: 3AKJHHDR6KSJX0897		Unit: Truck Tractor		Year: 2019	Make: FREIGHTLINER		
DOT No: 3989259		Docket No: MC1497133		Name: JGV EXPRESS INC		Interstate: Yes	
Date	Unit License	Unit Lic State	Violation Unit	Violation Description	Severity	OOS	Citation
10/24/2024	YP81658	CA	-	-	-	-	-
07/31/2024	YP81658	CA	-	-	-	-	-
06/18/2024	YP81658	CA	-	-	-	-	-
10/31/2023	YP81658	CA	1	393.60EWS - Windshield - Obstructed	1	No	MD95482
10/31/2023	YP81658	CA	D	391.11B2 - Driver cannot read or speak the English language sufficiently to respond to official inquiries.	4	No	
10/27/2023	YP81658	CA	D	395.30B1ELDDFR - HOS (ELD) - DRIVER FAILING TO REVIEW RECORDS AND CERTIFY THE ACCURACY OF THE INFORMATION.	1	No	
10/27/2023	YP81658	CA	1	393.95A4EEUS - EMERGENCY EQUIPMENT - FIRE EXTINGUISHERS - UNSECURED.	2	No	
10/27/2023	YP81658	CA	D	392.2SLLMF - STATE/LOCAL LAWS - WHEEL (MUD) FLAPS MISSING OR DEFECTIVE.	1	No	
10/26/2023	YP81658	CA	1	393.55C2 - ABS - all other CMVs manufactured on or after 3/1/1998 air brake system	4	No	
DOT No: 3362840		Docket No: MC1077178		Name: VIRK FREIGHT EXPRESS INC		Interstate: Yes	
Date	Unit License	Unit Lic State	Violation Unit	Violation Description	Severity	OOS	Citation
09/15/2022	YP58135	CA	D	392.2SLLS3 - State/Local Laws - Speeding 11-14 miles per hour over the speed limit	7	No	LV13533
DOT No: 28406		Docket No: MC124679		Name: C R ENGLAND INC		Interstate: Yes	
Date	Unit License	Unit Lic State	Violation Unit	Violation Description	Severity	OOS	Citation
08/12/2020	2693558	IN	1	393.9H - Inoperative head lamps	6	No	
03/11/2020	2693558	IN	D	392.2SLLS2 - State/Local Laws - Speeding 6-10 miles per hour over the speed limit	4	No	
08/10/2018	2693558	IL	D	392.2MI - Miscellaneous Traffic Law Violation	0	No	X01884450
07/02/2018	2693558	IN	-	-	-	-	-

Inspection Summary By Month (based on inspections from the last 4 years) ToC						
Year-Month	Number of Inspections	Number of Power Units	Total Violations	Total OOS Inspections	Total Severity Points	Number of Crashes
2024-11	1	1	4	0	6	0
2024-10	1	1	0	0	0	0
2024-07	1	1	0	0	0	0
2024-06	1	1	0	0	0	0
2023-10	3	3	11	0	25	0
Note: The most recent month's counts may not include all the inspections for that month.						



**VIN Inspection Violation Details ToC**

# of VINs: 4 # of Insp: 7 Severity Weight: 57 Avg. Weight/VIN: 8.1 (based on inspections in the last 4 years, showing top 50 VINs inspected most recently)									
VIN 1UYVS2539EU961809		# of Inspections: 1		Total Severity: 6		Percentage of Total: 10.53%		Avg. Weight Per Inspection: 6.0	
Inspection Date	Inspection ID	Inspection State	Location Description	Total Severity	# of Violations	Shipper Name	Inspection Level	Post Accident	Out of Service
11/06/2024	83143738	AZ	KINGMAN AZ	6	4	DOUD AND ACCOCIATES INC	2	No	No
BASIC		Unit Type		Severity		Description		Out of Service	
Vehicle Maintenance		Semi Trailer		3		393.11A1CSLRR:CONSPICUITY SYSTEMS - TRUCK TRACTOR LOWER REAR RET		No	
Hours-Of-Serivce Compliance		Semi Trailer		1		395.22GELDMFV:HOS (ELD) - A PORTABLE ELD IS NOT MOUNTED IN A FIX		No	
Hours-Of-Serivce Compliance		Semi Trailer		1		395.24:HOS (ELD) - ELD FORM AND MANNER		No	
Hours-Of-Serivce Compliance		Semi Trailer		1		395.30B2ELDDFC24:HOS (ELD) - DRIVER FAILING TO CERTIFY THE RECORD I		No	
VIN 3AKJGLD53GSX0285		# of Inspections: 1		Total Severity: 6		Percentage of Total: 10.53%		Avg. Weight Per Inspection: 6.0	
Inspection Date	Inspection ID	Inspection State	Location Description	Total Severity	# of Violations	Shipper Name	Inspection Level	Post Accident	Out of Service
11/06/2024	83143738	AZ	KINGMAN AZ	6	4	DOUD AND ACCOCIATES INC	2	No	No
BASIC		Unit Type		Severity		Description		Out of Service	
Vehicle Maintenance		Truck Tractor		3		393.11A1CSLRR:CONSPICUITY SYSTEMS - TRUCK TRACTOR LOWER REAR RET		No	
Hours-Of-Serivce Compliance		Truck Tractor		1		395.22GELDMFV:HOS (ELD) - A PORTABLE ELD IS NOT MOUNTED IN A FIX		No	
Hours-Of-Serivce Compliance		Truck Tractor		1		395.24:HOS (ELD) - ELD FORM AND MANNER		No	
Hours-Of-Serivce Compliance		Truck Tractor		1		395.30B2ELDDFC24:HOS (ELD) - DRIVER FAILING TO CERTIFY THE RECORD I		No	
VIN 3AKJHHR6KSJX0897		# of Inspections: 3		Total Severity: 25		Percentage of Total: 43.86%		Avg. Weight Per Inspection: 8.3	
Inspection Date	Inspection ID	Inspection State	Location Description	Total Severity	# of Violations	Shipper Name	Inspection Level	Post Accident	Out of Service
10/31/2023	80055273	CA	FRESNO, CA	5	2		2	No	No
BASIC		Unit Type		Severity		Description		Out of Service	
Driver Fitness		Truck Tractor		4		391.11B2:Driver cannot read or speak the English language s		No	
Vehicle Maintenance		Truck Tractor		1		393.60EWS:Windshield - Obstructed		No	
Inspection Date	Inspection ID	Inspection State	Location Description	Total Severity	# of Violations	Shipper Name	Inspection Level	Post Accident	Out of Service
10/27/2023	80033667	AZ	GOLDEN VALLEY AZ	16	6	BAKERLY BARN	2	No	No
BASIC		Unit Type		Severity		Description		Out of Service	
Vehicle Maintenance		Truck Tractor		6		393.9ALLPL:LIGHTING - LICENSE PLATE LAMP INOPERATIVE.		No	
Vehicle Maintenance		Truck Tractor		4		396.17CPI:OPERATING A CMV WITHOUT DOCUMENTATION OF A PERIODI		No	
Vehicle Maintenance		Truck Tractor		2		393.86A1RIG:REAR IMPACT GUARDS - TRAILERS AND SEMITRAILERS MAN		No	
Vehicle Maintenance		Truck Tractor		2		393.95A4EEUS:EMERGENCY EQUIPMENT - FIRE EXTINGUISHERS - UNSECUR		No	
Vehicle Maintenance		Truck Tractor		1		392.2SLLMF:STATE/LOCAL LAWS - WHEEL (MUD) FLAPS MISSING OR DE		No	
Hours-Of-Serivce Compliance		Truck Tractor		1		395.30B1ELDDFR:HOS (ELD) - DRIVER FAILING TO REVIEW RECORDS AND C		No	
Inspection Date	Inspection ID	Inspection State	Location Description	Total Severity	# of Violations	Shipper Name	Inspection Level	Post Accident	Out of Service
10/26/2023	80033431	MO	ST. LOUIS MO	4	1	BAKERLY BARN	2	No	No
BASIC		Unit Type		Severity		Description		Out of Service	
Vehicle Maintenance		Truck Tractor		4		393.55C2:ABS - all other CMVs manufactured on or after 3/1/		No	
VIN 1UYVS2538GU688610		# of Inspections: 2		Total Severity: 20		Percentage of Total: 35.09%		Avg. Weight Per Inspection: 10.0	
Inspection Date	Inspection ID	Inspection State	Location Description	Total Severity	# of Violations	Shipper Name	Inspection Level	Post Accident	Out of Service
10/27/2023	80033667	AZ	GOLDEN VALLEY AZ	16	6	BAKERLY BARN	2	No	No
BASIC		Unit Type		Severity		Description		Out of Service	



Vehicle Maintenance		Semi Trailer		6		393.9ALLPL:LIGHTING - LICENSE PLATE LAMP INOPERATIVE.		No	
Vehicle Maintenance		Semi Trailer		4		396.17CPI:OPERATING A CMV WITHOUT DOCUMENTATION OF A PERIODI		No	
Vehicle Maintenance		Semi Trailer		2		393.86A1RIG:REAR IMPACT GUARDS - TRAILERS AND SEMITRAILERS MAN		No	
Vehicle Maintenance		Semi Trailer		2		393.95A4EEUS:EMERGENCY EQUIPMENT - FIRE EXTINGUISHERS - UNSECUR		No	
Vehicle Maintenance		Semi Trailer		1		392.2SLLMF:STATE/LOCAL LAWS - WHEEL (MUD) FLAPS MISSING OR DE		No	
Hours-Of-Service Compliance		Semi Trailer		1		395.30B1ELDDFR:HOS (ELD) - DRIVER FAILING TO REVIEW RECORDS AND C		No	
Inspection Date	Inspection ID	Inspection State	Location Description	Total Severity	# of Violations	Shipper Name	Inspection Level	Post Accident	Out of Service
10/26/2023	80033431	MO	ST. LOUIS MO	4	1	BAKERLY BARN	2	No	No
BASIC		Unit Type		Severity		Description		Out of Service	
Vehicle Maintenance		Semi Trailer		4		393.55C2:ABS - all other CMVs manufactured on or after 3/1/		No	

Inspection History ToC							
Inspection Date	Report Number	Report State	Plate Number	Plate State	Type	Severity Weight	Time Weight
11/06/2024	4308001152	AZ	ZP37217	CA	Truck Tractor		3
3AKJGLD53GSGX0285 - Power Unit - Hours-Of-Service Violation: 395.22GELDMFVHOS (ELD) - A PORTABLE ELD IS NOT MOUNTED IN A FIXED POSITION AND VISIBLE TO THE DRIVER WHEN SEATED IN THE NORMAL DRIVING POSITION.						1	
3AKJGLD53GSGX0285 - Power Unit - Hours-Of-Service Violation: 395.24HOS (ELD) - ELD FORM AND MANNER						1	
3AKJGLD53GSGX0285 - Power Unit - Hours-Of-Service Violation: 395.30B2ELDDFC24HOS (ELD) - DRIVER FAILING TO CERTIFY THE RECORD IMMEDIATELY AFTER THE FINAL REQUIRED ENTRY HAS BEEN MADE OR CORRECTED FOR THE 24 HOUR PERIOD.						1	
3AKJGLD53GSGX0285 - Power Unit - Vehicle Maintenance Violation: 393.11A1CSLRRCONSPICUITY SYSTEMS - TRUCK TRACTOR LOWER REAR RETRO REFLECTIVE SHEETING MISSING ON VEHICLE MANUFACTURED ON OR AFTER JULY 1 1997.						3	
10/24/2024	3284000081	OH	YP81658	CA	Truck Tractor		3
07/31/2024	626205XB61	NM	YP81658	CA	Truck Tractor		3
06/18/2024	7610000218	AR	YP81658	CA	Truck Tractor		3
10/31/2023	UEBY001774	CA	YP81658	CA	Truck Tractor		2
3AKJHHDR6KSJX0897 - Power Unit - Driver Fitness Violation: 391.11B2Driver cannot read or speak the English language sufficiently to respond to official inquiries.						4	
3AKJHHDR6KSJX0897 - Power Unit - Vehicle Maintenance Violation: 393.60EWSWindshield - Obstructed						1	
10/27/2023	5982000005	AZ	YP81658	CA	Truck Tractor		2
3AKJHHDR6KSJX0897 - Power Unit - Hours-Of-Service Violation: 395.30B1ELDDFRHOS (ELD) - DRIVER FAILING TO REVIEW RECORDS AND CERTIFY THE ACCURACY OF THE INFORMATION.						1	
3AKJHHDR6KSJX0897 - Power Unit - Vehicle Maintenance Violation: 392.2SLLMFSTATE/LOCAL LAWS - WHEEL (MUD) FLAPS MISSING OR DEFECTIVE.						1	
3AKJHHDR6KSJX0897 - Power Unit - Vehicle Maintenance Violation: 393.86A1RIGREAR IMPACT GUARDS - TRAILERS AND SEMITRAILERS MANUFACTURED ON OR AFTER JANUARY 26 1998 INADEQUATE OR MISSING.						2	
3AKJHHDR6KSJX0897 - Power Unit - Vehicle Maintenance Violation: 393.95A4EEUSEMERGENCY EQUIPMENT - FIRE EXTINGUISHERS - UNSECURED.						2	
3AKJHHDR6KSJX0897 - Power Unit - Vehicle Maintenance Violation: 393.9ALLPLLIGHTING - LICENSE PLATE LAMP INOPERATIVE.						6	
3AKJHHDR6KSJX0897 - Power Unit - Vehicle Maintenance Violation: 396.17CPIOPERATING A CMV WITHOUT DOCUMENTATION OF A PERIODIC INSPECTION.						4	
10/26/2023	2721000095	MO	YP81658	CA	Truck Tractor		2
3AKJHHDR6KSJX0897 - Power Unit - Vehicle Maintenance Violation: 393.55C2ABS - all other CMVs manufactured on or after 3/1/1998 air brake system						4	
Only the first 20 inspections are shown. See the live report for more data.							