



Table of Contents

1. Overview	2. BASIC Scores History
3. BASIC Measures	4. KPI: BASIC Measures by Cargo Group
5. Estimated ISS Score	6. Investigation Results
7. Penalties History	8. Acute Critical Violations
9. Red Flag Violation Details	10. DOT Registration Information
11. DOT MCS-150 History	12. Crash Summary
13. Inspection Summary	14. KPI: Inspection Viol OOS Rates by Cargo Group
15. FHWA Registration Information	16. FHWA Insurance Information
17. FHWA Authorities	18. Severe Violations
19. Violation Report	20. Violation Summary
21. Violation Enforcement Chronology	22. Inspection Violations & OOS Counts
23. Radius Of Operation	24. Inspection & Crash Locations
25. Cargo Hot Spots	26. Inspection Violations & OOS Chronology
27. Percent of Insp & Crash by State	28. VIN Insp Summary by State
29. Violations By Unit Type	30. Equipment Ownership
31. Equipment Details	32. Vehicle Age
33. States of Power Unit Registrations	34. Equipment Acquisitions
35. Driver Details	36. Shared VIN Summary
37. Shipper Table	38. Safety Summary
39. Safety Details	40. Crash Detail Color Coded
41. Inspections with Shared Equipment	42. Inspection Tabular Details
43. Inspection Summary By Month	44. VIN Inspection Violation Details
45. Inspection History	



Business Address

2321 ENERGY DR SUITE 200
LOUISVILLE, OH
44641

Contact Info

(732)-823-6051
(732)-662-7182
DISPATCHTEAM@MTLXPRESSINC.
COM

FHWA Address

2321 ENERGY DR SUITE 200
LOUISVILLE, OH, 44641
Phone: (732)-823-6051

Mailing Address

2321 ENERGY DR SUITE 200
LOUISVILLE, OH
44641

Overview [ToC](#)

Operating Status: AUTHORIZED FOR Property
2 other companies viewed this DOT in the past two months
Crash/PU ratio: 33.33%
Clean Inspection ratio: 50.0%

Estimated BASIC Scores (as of 12/27/2024)

	Unsafe Driving	Hours of Service	Driver Fitness	Controlled Sub. and Alcohol	Vehicle Maintenance	HM Compliance	Crash
Relative Scores	0% ○	0% ○	0% ○	0% ○	0% ⬆	0% ○	0% ⬆
Alert Status	No	No	No	No	No	No	No



Estimated Inspection Selection System (ISS) Score: 1
Category: Pass

BASIC Scores History - Unsafe Driving [ToC](#)

There are no Scores for this BASIC

BASIC Scores History - Hours of Service [ToC](#)

There are no Scores for this BASIC

BASIC Scores History - Driver Fitness [ToC](#)

There are no Scores for this BASIC

BASIC Scores History - Controlled Substance [ToC](#)

There are no Scores for this BASIC



BASIC Scores History - Vehicle Maintenance ToC

There are no Scores for this BASIC

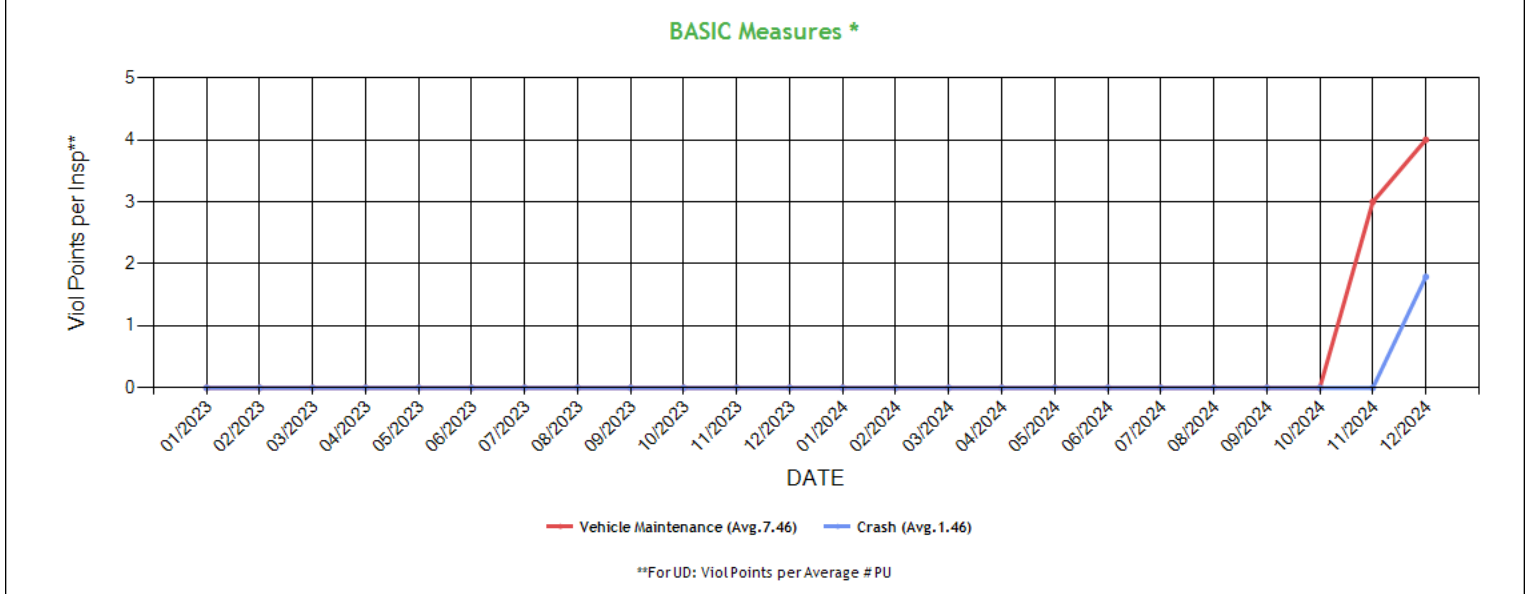
BASIC Scores History - Crash ToC

There are no Scores for this BASIC

BASIC Scores History - Hazmat ToC

There are no Scores for this BASIC

BASIC Measures: Violation Points per Inspection Trends ToC



* BASIC Measures are the absolute SMS scores that are compared within each Safety Event Group to determine the BASIC Score percentiles. Averages based on fleets with 1-5 power units.



BASIC Measures * - Table ToC

UD-Unsafe Driving, HOS-Hours of Service, DF-Driver Fitness, CS-Controlled Substances, VM-Vehicle Maintenance

Date	UD Measure	UD AC	UD with Viol	HOS Measure	HOS AC	HOS with Viol	DF Measure	DF AC	DF with Viol	CS Measure	CS AC	CS with Viol	VM Measure	VM AC	VM with Viol
12/2024	0.00	N	0	0.00	N	0	0.00	N	0	0.00	N	0	4.00	N	2
11/2024	0.00	N	0	0.00	N	0	0.00	N	0	0.00	N	0	3.00	N	1
10/2024	0.00	N	0	0.00	N	0	0.00	N	0	0.00	N	0	0.00	N	0
09/2024	0.00	N	0	0.00	N	0	0.00	N	0	0.00	N	0	0.00	N	0
08/2024	0.00	N	0	0.00	N	0	0.00	N	0	0.00	N	0	0.00	N	0
07/2024	0.00	N	0	0.00	N	0	0.00	N	0	0.00	N	0	0.00	N	0
06/2024	0.00	N	0	0.00	N	0	0.00	N	0	0.00	N	0	0.00	N	0
05/2024	0.00	N	0	0.00	N	0	0.00	N	0	0.00	N	0	0.00	N	0
04/2024	0.00	N	0	0.00	N	0	0.00	N	0	0.00	N	0	0.00	N	0
03/2024	0.00	N	0	0.00	N	0	0.00	N	0	0.00	N	0	0.00	N	0
02/2024	0.00	N	0	0.00	N	0	0.00	N	0	0.00	N	0	0.00	N	0
01/2024	0.00	N	0	0.00	N	0	0.00	N	0	0.00	N	0	0.00	N	0
12/2023	0.00	N	0	0.00	N	0	0.00	N	0	0.00	N	0	0.00	N	0
11/2023	0.00	N	0	0.00	N	0	0.00	N	0	0.00	N	0	0.00	N	0
10/2023	0.00	N	0	0.00	N	0	0.00	N	0	0.00	N	0	0.00	N	0
09/2023	0.00	N	0	0.00	N	0	0.00	N	0	0.00	N	0	0.00	N	0
08/2023	0.00	N	0	0.00	N	0	0.00	N	0	0.00	N	0	0.00	N	0
07/2023	0.00	N	0	0.00	N	0	0.00	N	0	0.00	N	0	0.00	N	0
06/2023	0.00	N	0	0.00	N	0	0.00	N	0	0.00	N	0	0.00	N	0
05/2023	0.00	N	0	0.00	N	0	0.00	N	0	0.00	N	0	0.00	N	0
04/2023	0.00	N	0	0.00	N	0	0.00	N	0	0.00	N	0	0.00	N	0
03/2023	0.00	N	0	0.00	N	0	0.00	N	0	0.00	N	0	0.00	N	0
02/2023	0.00	N	0	0.00	N	0	0.00	N	0	0.00	N	0	0.00	N	0
01/2023	0.00	N	0	0.00	N	0	0.00	N	0	0.00	N	0	0.00	N	0

* BASIC Measures are the absolute SMS scores that are compared within each Safety Event Group to determine the BASIC Score percentiles.

KPI: BASIC Measures by Fleet Size and Cargo Group ToC

Fleet Size: 1-5 PUs

Cargo Group (Companies)	Unsafe Driving		Hours of Service		Driver Fitness		Controlled Substance		Vehicle Maintenance		HM Compliance		Crash	
	Avg.	Comp. to Avg.	Avg.	Comp. to Avg.	Avg.	Comp. to Avg.	Avg.	Comp. to Avg.	Avg.	Comp. to Avg.	Avg.	Comp. to Avg.	Avg.	Comp. to Avg.
General Freight (487017)	0.79	Better	0.23	Better	0.20	Better	0.02	Better	1.90	Worse	0.01	Better	0.06	Worse
MTL XPRESS INC	0.00		0.00		0.00		0.00		4.00		0.00		1.79	

Estimated ISS Score: 1 Pass ToC About the Inspection Selection System



Estimated ISS Score History - Table ToC

Date	Estimated ISS Score	Recommendation	Algorithm
12/27/2024	1	Pass	Safety Algorithm
11/29/2024	50	Optional Inspect	Insufficient Data Algorithm
10/25/2024	68	Optional Inspect	Insufficient Data Algorithm
09/27/2024	64	Optional Inspect	Insufficient Data Algorithm
08/30/2024	63	Optional Inspect	Insufficient Data Algorithm
07/26/2024	63	Optional Inspect	Insufficient Data Algorithm
06/28/2024	63	Optional Inspect	Insufficient Data Algorithm
05/31/2024	63	Optional Inspect	Insufficient Data Algorithm
04/26/2024	63	Optional Inspect	Insufficient Data Algorithm
03/29/2024	63	Optional Inspect	Insufficient Data Algorithm
02/23/2024	63	Optional Inspect	Insufficient Data Algorithm
01/26/2024	63	Optional Inspect	Insufficient Data Algorithm
12/29/2023	63	Optional Inspect	Insufficient Data Algorithm
11/24/2023	63	Optional Inspect	Insufficient Data Algorithm
10/27/2023	63	Optional Inspect	Insufficient Data Algorithm
09/29/2023	63	Optional Inspect	Insufficient Data Algorithm
08/25/2023	63	Optional Inspect	Insufficient Data Algorithm
07/28/2023	63	Optional Inspect	Insufficient Data Algorithm
06/30/2023	63	Optional Inspect	Insufficient Data Algorithm
05/26/2023	63	Optional Inspect	Insufficient Data Algorithm
04/28/2023	63	Optional Inspect	Insufficient Data Algorithm
03/31/2023	63	Optional Inspect	Insufficient Data Algorithm
02/24/2023	63	Optional Inspect	Insufficient Data Algorithm
01/27/2023	63	Optional Inspect	Insufficient Data Algorithm

Investigation Results ToC

No Investigations reported on FMCSA website

Penalties History ToC

There is a problem with the Penalties data on FMCSA website.

Acute Critical Violations (Based on Investigations as per CSA Methodology Appendix A) ToC

No Data

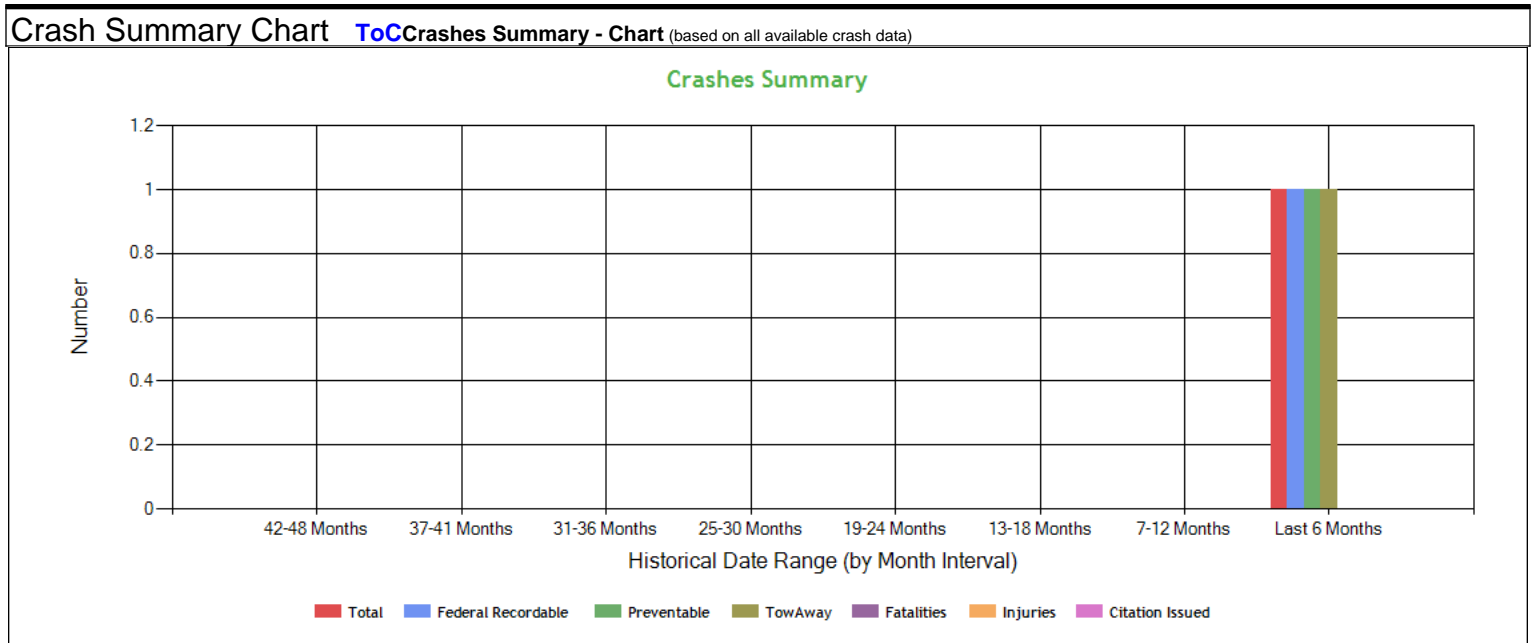
No red flag violations in the last 24 months

DOT Registration Information: The following information on this specific DOT # is from the Federal DOT (as of Operating Authority

DOT Registration: 01/19/2023		Total Power Units: 3	Total Trucks: 3	Total Trailers: 0	Total Passenger Vehicles: 0
Status	Entity Type	Organization Type	Nation	Total Cars	Drivers / CDL Drivers
A	C	-	US	0	4 / 4
MCS-150 Date	Op Codes	Shipper Op Codes	Shipper HazMat Op Codes	Latest Review Type	Latest Review Document Number(Date)
10/04/2024	A				()
MCS-150 Mileage (Year)	Record Update Date	Transports Hazmats	DOT Census Date	Recordable Accident Rate	Preventable Accident Rate
34,562 (2023)	10/04/2024	N	01/19/2023	0%	0%
MCS-151 Mileage	Safety Rating (Date)	SEA Accident	SEA Driver	SEA Vehicle	SEA Management
0	None (None)	0%	0%	0%	0%
Classification Codes		Cargo Carried (per MCS-150)			
Authorized-For-Hire		General Freight			



DOT MCS-150 History ToC			(as of 10/09/2024 DOT census)						
Census Date	MCS-150 Date	MCS-150 Mileage	VMT Year	Power Units	Drivers	Trailers	Company Rep1	Company Rep2	Email
10/9/2024	10/4/2024	34562	2023	3	4	-	HARJIT SINGH		DISPATCHTEAM@MTLXPRESSI NC.COM
2/9/2023	1/27/2023	0		1	1	1	HARJIT SINGH		DISPATCHTEAM@MTLXPRESSI NC.COM



Crashes Summary - Table (based on all available crash data) ToC										
	TOTAL	Last 6 months	7-12 months	13-18 months	19-24 months	25-30 months	30-36 months	37-41 months	42-48 months	Over 49 months
Total Reportable	1	1	0	0	0	0	0	0	0	0
Fatalities	0	0	0	0	0	0	0	0	0	0
Injuries	0	0	0	0	0	0	0	0	0	0
Tow Away	1	1	0	0	0	0	0	0	0	0
With Citations	0	0	0	0	0	0	0	0	0	0
Federal Recordable	1	1	0	0	0	0	0	0	0	0
Preventable	1	1	0	0	0	0	0	0	0	0
Crash per Pwr Unit	-	33.33%	0.0%	0.0%	0.0%	0.0%	0.0%	0.0%	0.0%	-



Inspection Summary ToC

The following inspection information is based on results for 24 months prior to: 01/15/2025. Please note that the total inspections number is not necessarily the total of the vehicle, driver and hazmat inspections, as one inspection may have included any combination of the below inspections.

Overall	Vehicle	Driver	Hazmat
(Please note that the total inspections number is not necessarily the total of the vehicle, driver and hazmat inspections, as one inspection may have included any combination of the below inspections) Total Inspections: 4 Total Out of Service: 1 Out of Service: 25% National Average: 20.82% Difference: 4.18%	Total Inspections: 4 Total Out of Service: 1 Out of Service: 25.00% National Average: 24.68% Difference: 0.32%	Total Inspections: 4 Total Out of Service: 0 Out of Service: 0.00% National Average: 6.67% Difference: -6.67%	Total Inspections: 0 Total Out of Service: 0 Out of Service: 0.00% National Average: 2.97% Difference: -2.97%

KPI: Inspection Viol OOS Rates by Cargo Group ToC

Cargo Group	OVERALL		VEHICLE		DRIVER		HAZMAT	
	Average	Compared to Average	Average	Compared to Average	Average	Compared to Average	Average	Compared to Average
General Freight	28.74%	Better	24.98%	Worse	12.59%	Better	0.22%	Better
MTL XPRESS INC	25.00%		25.00%		0%		0%	

FHWA Registration Information: The following data on this Motor Carrier is from the Federal Hwy Administration (as of 10/3/2024)

Docket Number	DOT Number	Company Name	DBA Name	Address	City	State	Country	ZIP Code
MC1512258	4014166	MTL XPRESS INC		2321 ENERGY DR SUITE 200	LOUISVILLE	OH	US	44641
Phone Number	Fax Number	Mail Address	Mail City	Mail State	Mail Contry	Mail ZIP Code	Mail Phone Number	Mail Fax Number
(732)-823-6051	(732)-662-7182							
Date of Last Change	Freight	Passenger	Household Goods	Active Authority	Pending Authority	Revocation Pending Authority		
10/3/2024	Y	N	N	/ Common /	/	/		

Insurance Required (as of 10/03/2024) ToC

Docket Number	Insurance Type	Insurance Required	Insurance on File
MC1512258	BIPD	\$750k	\$750k
MC1512258	Cargo	No	No
MC1512258	Bond	No	No

Active / Pending Insurance (as of 10/03/2024)

Docket Number	Form	Type	Insurance Carrier	Policy/Surety	Coverage From	Coverage To	Required	On File	Effective Date	Cancel Date
MC1512258	91X	BIPD/Primary	CLEAR BLUE INSURANCE COMPANY	BE0133000785-00	\$0k	\$750k	\$750k	\$750k	01/31/2024	-

Insurance History (as of 10/03/2024)

Docket Number	Form	Type	Insurance Carrier	Policy/Surety	Coverage From	Coverage To	Effective Date From	Effective Date To
MC1512258	91X	BIPD/Primary	ACCREDITED SPECIALTY INSURANCE COMPANY	2-CWH-NJ-19-S0116097-00	\$0k	\$750k	01/31/2023	01/31/2024 Replaced



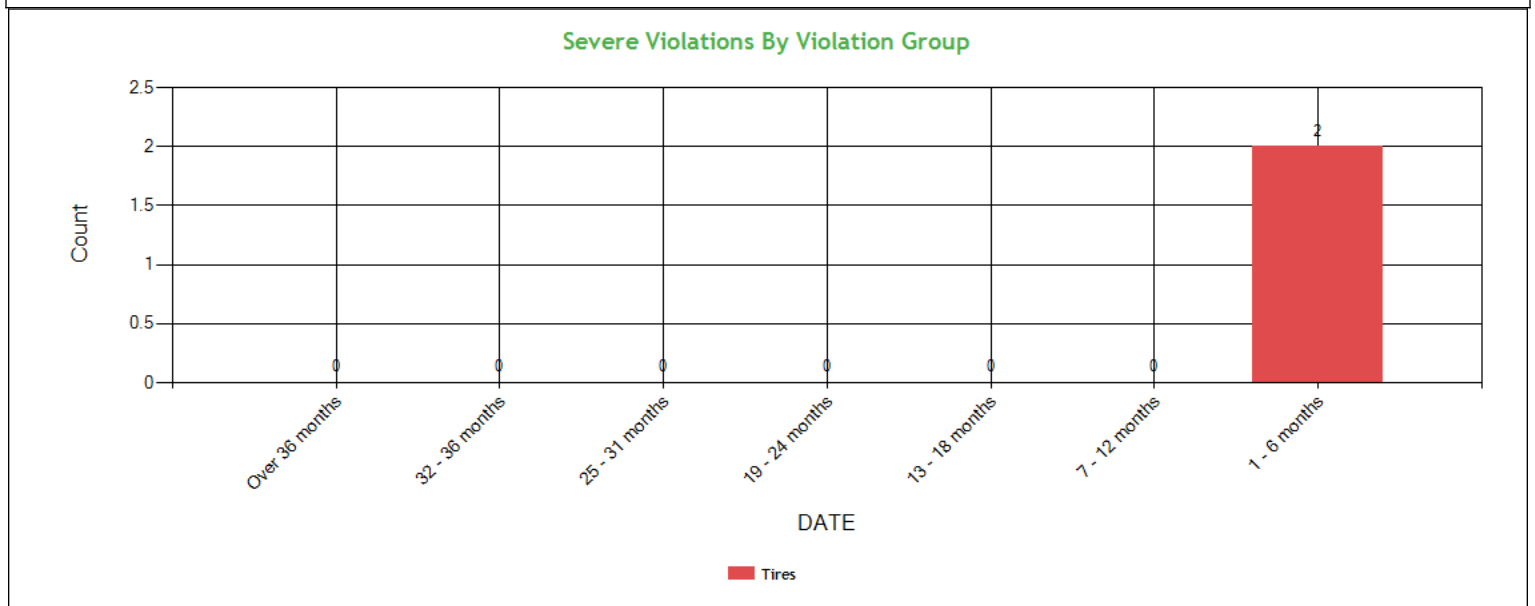
FHWA Authorities (as of 10/03/2024) ToC

Docket#	L&I Name	Active Authority	Inactive Authority	Pending Authority	Revocation Pending Authority	Freight	Passenger	Household Goods
MC1512258	MTL XPRESS INC	Common /				Yes	No	No

Authority History (as of 10/03/2024)

Docket Number	Sub	Auth Type	Original Action	Disposition
MC1512258		COMMON	GRANTED 2/9/2023 12:00:00 AM	

Severe Violations (i.e. those with >= 8 points) - Chart : 1 Violations 1 occurrences ToC



Severe Violations (i.e. those with >= 8 points) - Table : 1 Violations 2 occurrences ToC

Code	Description	Category	BASIC Weight	Total count	Last 6 month s	7-12 month s	13-18 month s	19-24 month s	25-31 month s	32-36 month s	Over 36 month s
393.75A3TAOL	TIRES - ALL OTHERS LEAKING OR INFLATION LESS THAN 50% OF THE MAXIMUM INFLATION PRESSURE.	Tires	8	2	2	0	0	0	0	0	0



Violation Report [ToC](#)

Inspection Date	Inspection State	BASIC	Violation Description	OOS	VIN	Severity Points
11/23/2024	CA	Vehicle Maintenance	393.75A3TAOL - TIRES - ALL OTHERS LEAKING OR INFLATION LESS THAN 50% OF THE MAXIMUM INFLATION PRESSURE.	Yes	1JJV532B5FL868775	8
11/14/2024	CA	Vehicle Maintenance	393.11A1LHLM - LIGHTING - HEADLAMP(S) - ANY MISSING.	No	3AKJHHDR4KSKF7080	6

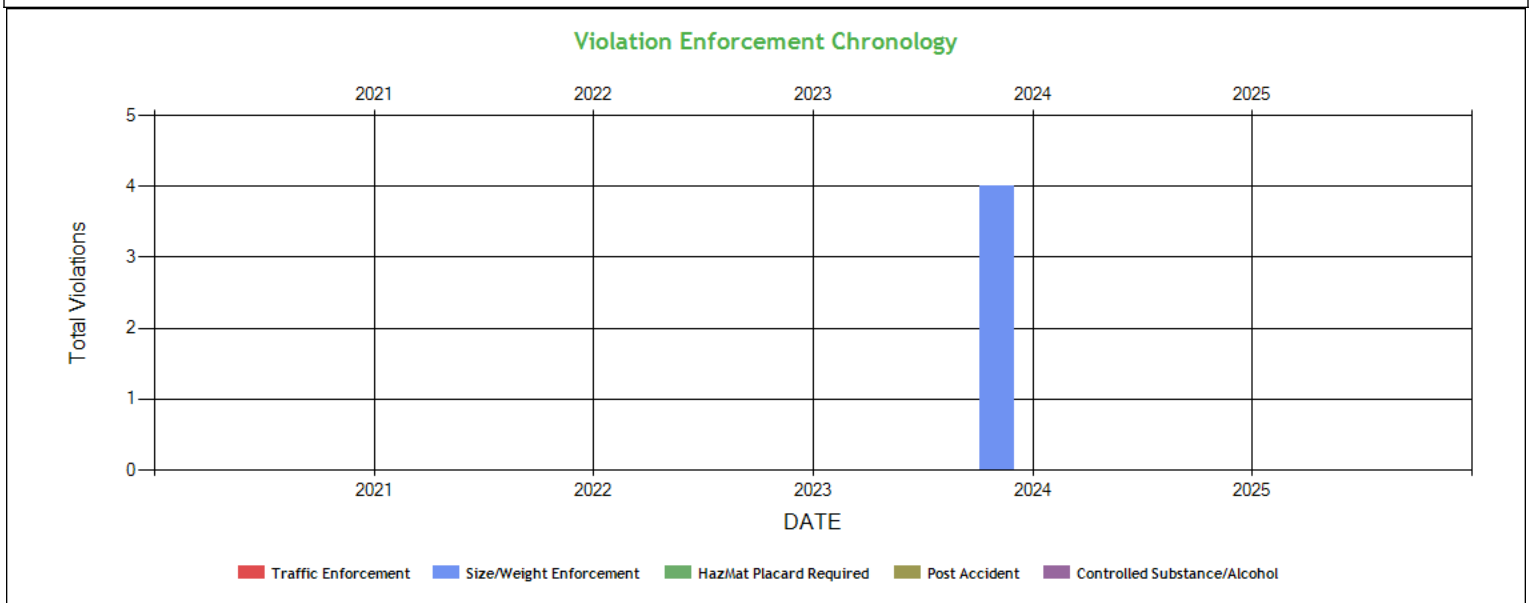
No filters were applied when generating this report, see the live report for more options.

Violation Summary [ToC](#)

BASIC	Violation Group	Code	Description	# of Violations	# of OOS Violations	Severity Points
Vehicle Maintenance	Tires	393.75A3TAOL	TIRES - ALL OTHERS LEAKING OR INFLATION LESS THAN 50% OF THE MAXIMUM INFLATION PRESSURE.	1	1	8
Vehicle Maintenance	Lighting	393.11A1LHLM	LIGHTING - HEADLAMP(S) - ANY MISSING.	1	0	6

No filters were applied when generating this report, see the live report for more options.

Violation Enforcement Chronology - Chart [ToC](#)

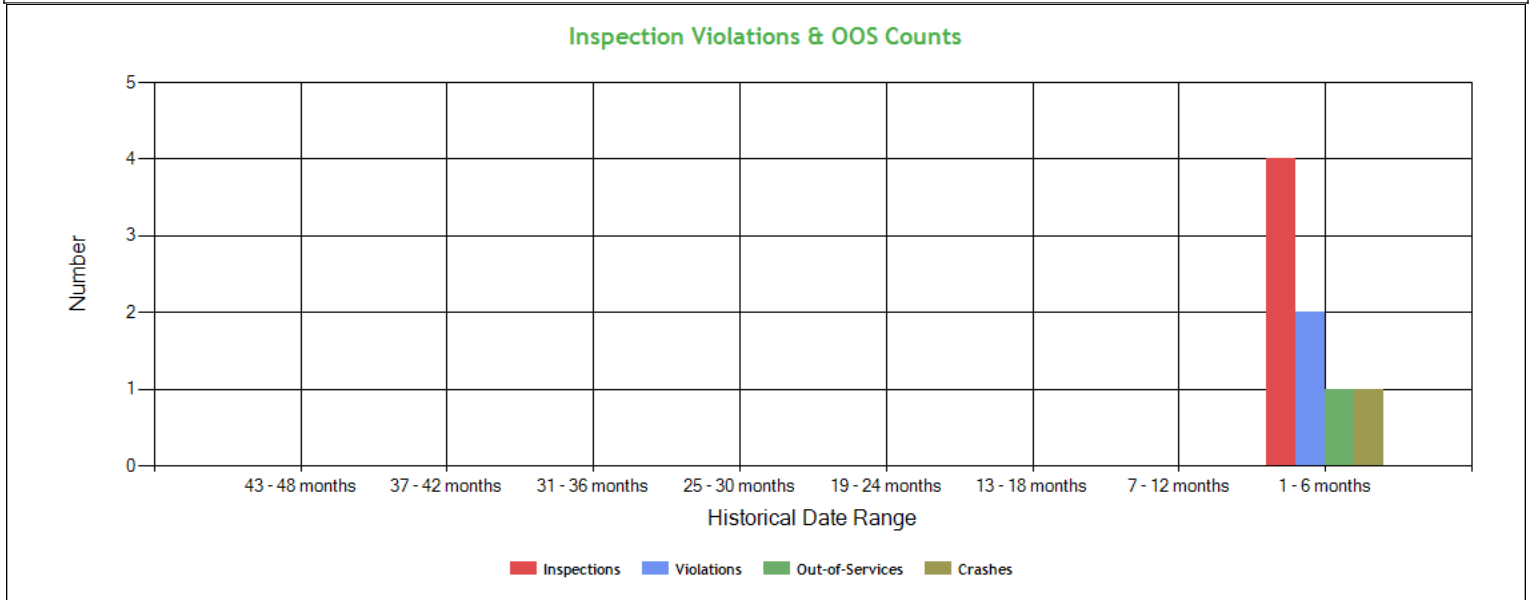


Violation Enforcement Chronology - Table [ToC](#)

	2021	2022	2023	2024	2025
Traffic Enforcement	0	0	0	0	0
Size/Weight Enforcement	0	0	0	4	0
HazMat Placard Required	0	0	0	0	0
Post Accident	0	0	0	0	0
Controlled Substance/Alcohol	0	0	0	0	0



Inspection Violations & OOS Counts - Chart ToC



Inspection Violations & OOS Counts - Table ToC

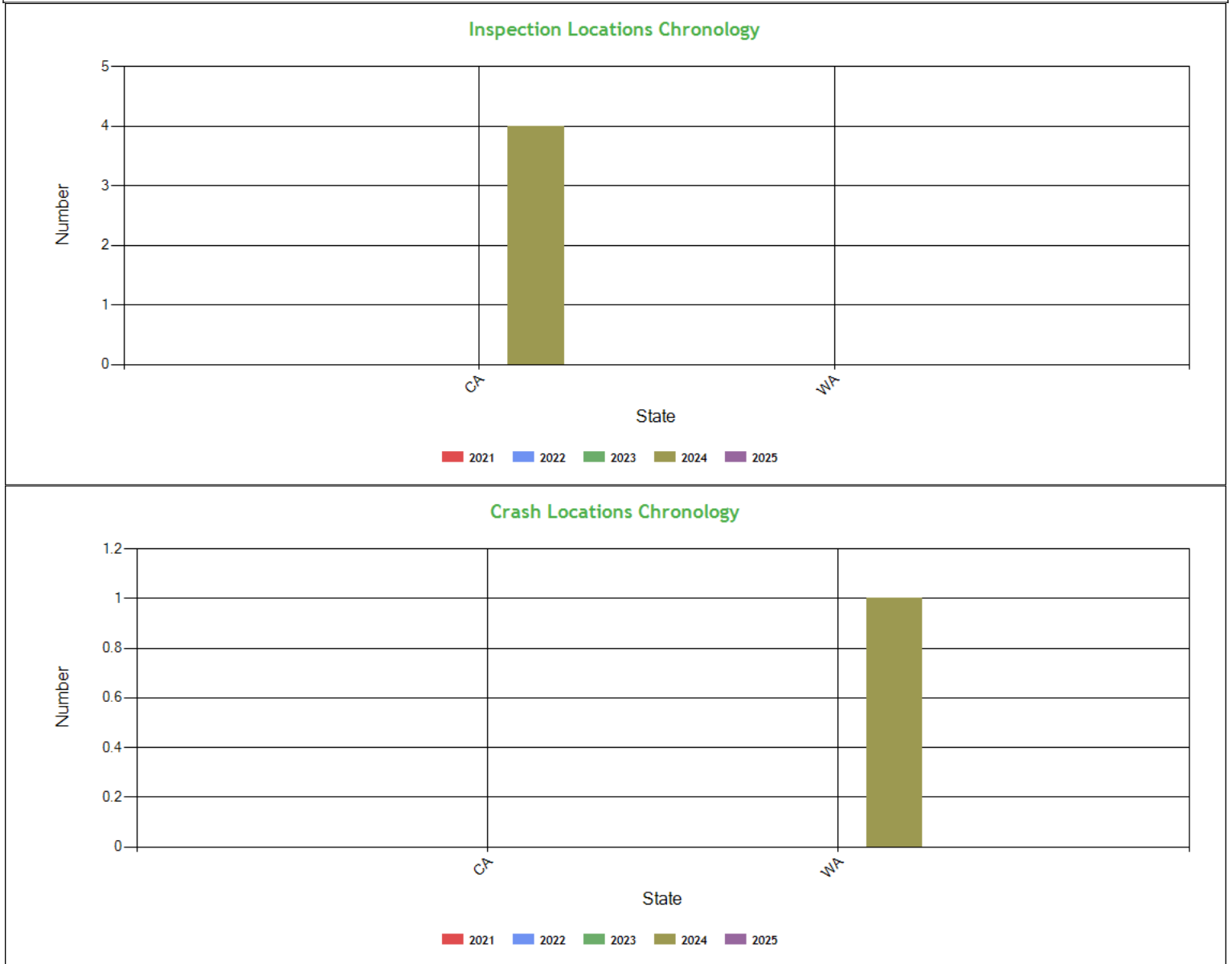
Date Range	Inspections	Violations	Out-of-Services	Crashes
TOTAL	4	2	1	1
1 - 6 months	4	2	1	1
7 - 12 months	0	0	0	0
13 - 18 months	0	0	0	0
19 - 24 months	0	0	0	0
25 - 30 months	0	0	0	0
31 - 36 months	0	0	0	0
37 - 42 months	0	0	0	0
43 - 48 months	0	0	0	0

Radius of Operation (based on Inspections and Crashes during the past 3 years) ToC

	Total	Drive between 0 and 50 miles radius	Drive between 51 and 200 miles radius	Drive between 201 and 300 miles radius	Drive between 301 and 400 miles radius	Drive between 401 and 500 miles radius	Drive between 501 and 600 miles radius	Drive beyond 600 miles radius
Power Units (i.e. unique VINs)	2	0	0	0	0	0	0	2
Percent	100%	0%	0%	0%	0%	0%	0%	100%



Inspection & Crash Locations - Chart ToC



Inspection & Crash Locations - Table ToC

State	Inspections					Violations					Out-of-Services					Crashes				
	2021	2022	2023	2024	2025	2021	2022	2023	2024	2025	2021	2022	2023	2024	2025	2021	2022	2023	2024	2025
TOTAL	0	0	0	4	0	0	0	0	2	0	0	0	0	1	0	0	0	0	1	0
CA	0	0	0	4	0	0	0	0	2	0	0	0	0	1	0	0	0	0	0	0
WA	0	0	0	0	0	0	0	0	0	0	0	0	0	0	0	0	0	0	1	0

Hot Spot Summary ToC

Year	Month	Level 5	Level 5 %	Level 4	Level 4 %	Level 3	Level 3 %	Level 2	Level 2 %	Level 1	Level 1 %	Level 0	Level 0 %	Levels 1 - 5	Levels 1 - 5 %
2024	November (Partial)	0	0.00%	0	0.00%	1	25.00%	0	0.00%	2	50.00%	0	0.00%	3	75.00%
2024	October	0	0.00%	0	0.00%	0	0.00%	0	0.00%	1	25.00%	0	0.00%	1	25.00%



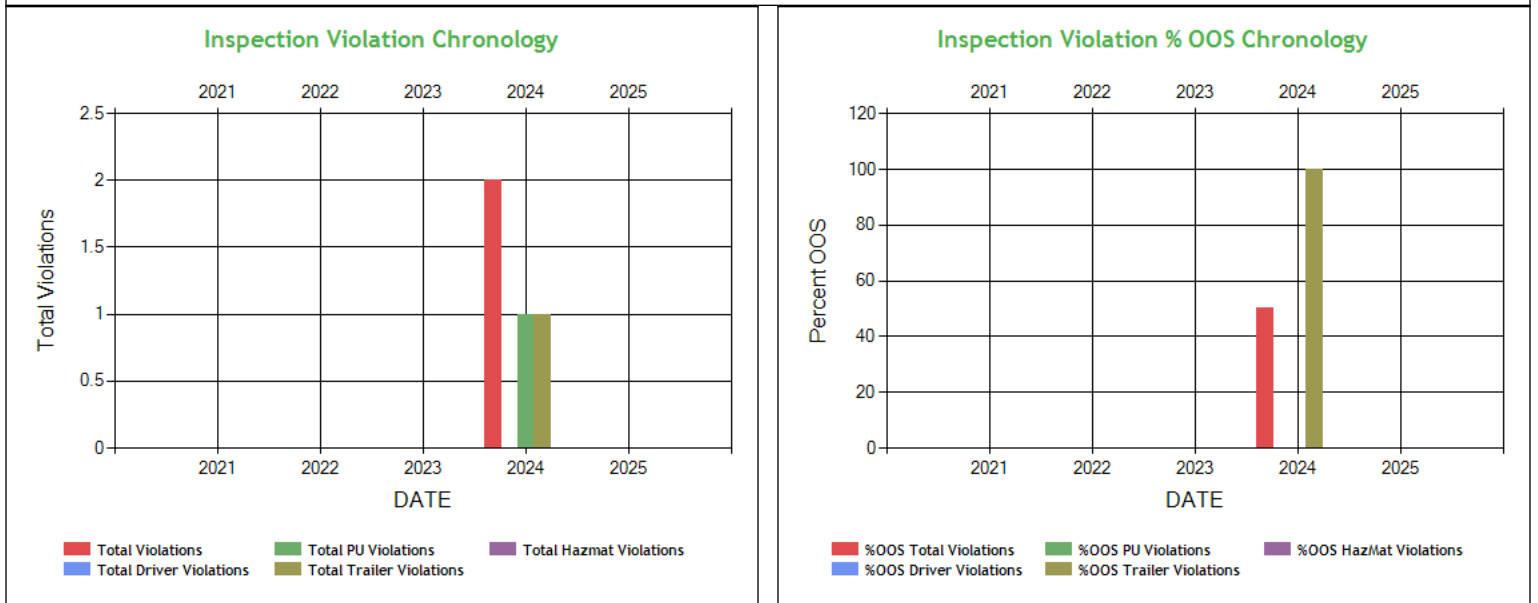
Totals	0	0.00%	0	0.00%	1	25.00%	0	0.00%	3	75.00%	0	0.00%	4	100.00%
--------	---	-------	---	-------	---	--------	---	-------	---	--------	---	-------	---	---------

Hot Spot Analysis

State	County	Level	Count	Percentage
CA	Merced	3	1	25.00%
CA	Siskiyou	1	3	75.00%

Report generated using the last 12 full months of inspection data

Inspection Violation % OOS Chronology - Chart [ToC](#)

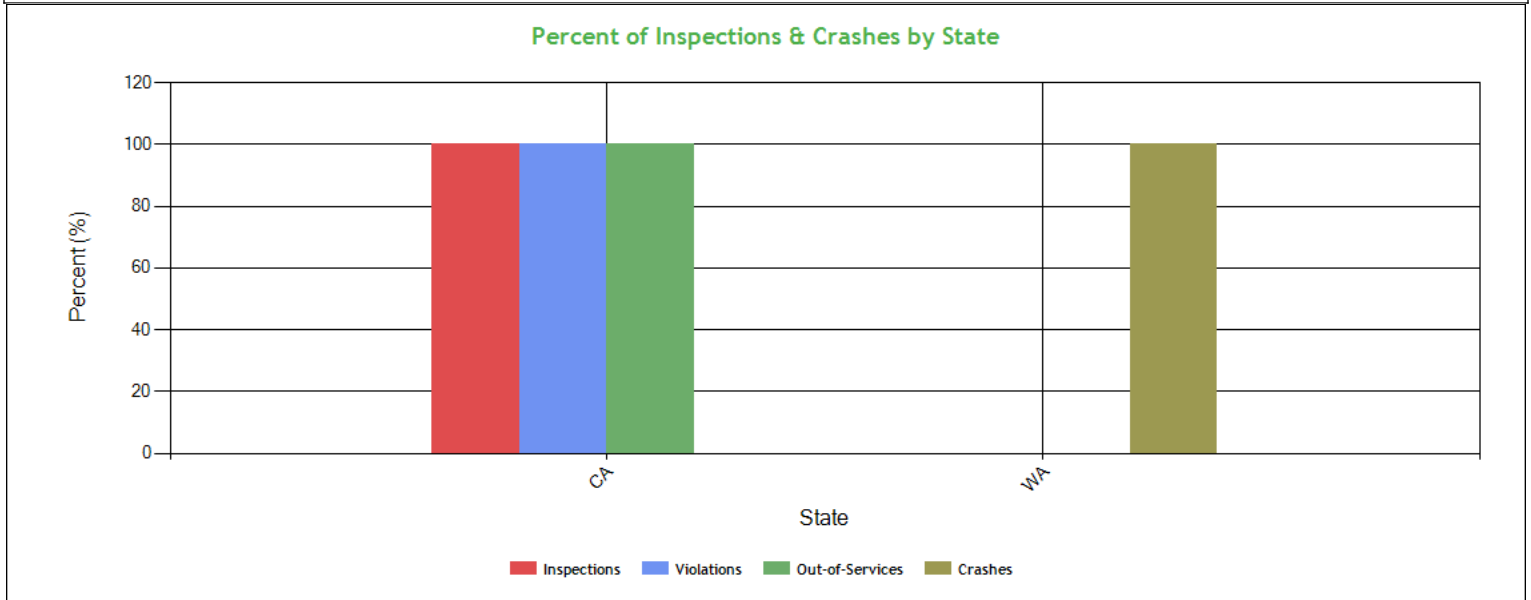


Inspection Violation % OOS Chronology - Table [ToC](#)

	2021	2022	2023	2024	2025
Total Violations	0	0	0	2	0
Total Out Of Services	0	0	0	1	0
%OOS Total Violations	0	0	0	50.0	0
Total Driver Violations	0	0	0	0	0
Total Driver Out Of Services	0	0	0	0	0
%OOS Driver Violations	0	0	0	0	0
Total PU Violations	0	0	0	1	0
Total PU Out Of Services	0	0	0	0	0
%OOS PU Violations	0	0	0	0	0
Total Trailer Violations	0	0	0	1	0
Total Trailer Out Of Services	0	0	0	1	0
%OOS Trailer Violations	0	0	0	100	0
Total Hazmat Violations	0	0	0	0	0
Total Hazmat Out Of Services	0	0	0	0	0
%OOS HazMat Violations	0	0	0	0	0



Percent of Insp & Crash by State - Chart ToC



Percent of Insp & Crash by State - Table (based on Inspection data from the last 4 years) ToC

State	Inspections		Violations		Out-of-Services		Crashes	
	Total	Percent	Total	Percent	Total	Percent	Total	Percent
	4	100	2	100	1	100	1	100
CA	4	100	2	100	1	100	0	0
WA	0	0	0	0	0	0	1	100

VIN Insp Summary by State (based on inspection from the last 2 years) ToC

VIN	Insp	Viol Pts	Counts in each State	
			CA	
			Insp	Viol Pts
TOTALS	6/14*	4/14**	4	14
1JJV532B5FL868775	2	8	2	8
3AKJHHDR4KSKF7080	2	6	2	6
1GRAA0629KW120024	1	0	1	0
3AKJHHDR0LSLH2440	1	0	1	0

*<Total number of inspections for these 4 VIN(s)>/n<Total number of inspections for these 1 state(s)>

**<Total severity sum for these 4 VIN(s)>/n<Total severity sum for these 1 state(s)>

Violations By Unit Type ToC

of Violations: 2 Total Severity: 14 based on inspections in the last 2 years

Violation Unit: Power Unit	# of Violations: 1	Total Severity: 6	% of Total: 42.86%
Viol. Group: Lighting	# of Violations: 1	Total Severity: 6	% of Total: 42.86%
Violation	Number of Occurrences	Viol. Severity	Total Severity
393.11A1LHLM:LIGHTING - HEADLAMP(S) - ANY MISSING.	1	6	6
Violation Unit: Trailer	# of Violations: 1	Total Severity: 8	% of Total: 57.14%
Viol. Group: Tires	# of Violations: 1	Total Severity: 8	% of Total: 57.14%



Violation	Number of Occurrences	Viol. Severity	Total Severity
393.75A3TAOL:TIRES - ALL OTHERS LEAKING OR INFLATION LESS THAN	1	8	8

Equipment Ownership ToC Equipment Ownership (based on MCS-150 dated 10/4/2024)					
	Trucks	Tractors	Trailers	Motor Coaches	Vans
Owned	0	3	0	0	0
Term Leased	0	0	0	0	0
Trip Leased	0	0	0	0	0
Total No.	0	3	0	0	0

Equipment Details Power Units ToC									
VIN	Latest Insp Date	Year	Make	Model	Body Class	Body Type	Axles	Len	Fuel Type
3AKJHHDR0LS LH2440	11/23/2024	2020	FREIGHTLINER	New Cascadia 126" Sleepercab	Truck-Tractor	-	-	-	Diesel
3AKJHHDR4KS KF7080	11/14/2024	2019	FREIGHTLINER	New Cascadia 126" Sleepercab	Truck-Tractor	-	-	-	Diesel

Equipment Details Trailers									
VIN	Latest Insp Date	Year	Make	Model	Body Class	Body Type	Axles	Len	Fuel Type
1JJV532B5FL86 8775	11/23/2024	2015	WABASH NATIONAL	Refrigerated Van	Trailer	Van Trailer	2	53	-
1UYVS2532EU8 57629	11/14/2024	2014	UTILITY	Utility Trailer Manufacturer	Trailer	Van Trailer	2	53	-
1GRAA0629KW 120024	10/01/2024	2019	GREAT DANE	Great Dane Trailers	-	-	2	53	-

Vehicle Age ToC				
Year	# Power Units	PU Percentage	# Trailers	Trailres Percentage
2020	1	50.00%	0	0.00%
2019	1	50.00%	1	33.33%
2015	0	0.00%	1	33.33%
2014	0	0.00%	1	33.33%

Based on 24 months of inspection data, see the live report for more options

States of Power Unit Registrations ToC	
State	CA
Number of Power Units	2

Equipment Acquisitions - Table ToC						
	Power Units inspected for 1st time in past 12 months	Power Units inspected for 1st time in past 24 months	Power Units inspected during entire date range	Trailers inspected for 1st time in past 12 months	Trailers inspected for 1st time in past 24 months	Trailers inspected during entire date range
Unique VINs	2	2	2	3	3	3
Unique License Plates	2	2	2	3	3	3
License Plate States	1	1	1	3	3	3



Driver Details ToC Driver Details (based on MCS-150 dated 10/4/2024)			
	Within 100 mi	Beyond 100 mi	TOTAL
# Drivers Interstate	0	4	1
# Drivers Intrastate	0	0	0
TOTAL	0	4	/
Avg. # Trip Lease Drivers/Mo: 0 # Drivers Grand Total: 4 # Drivers Commercially Licensed: 4			

Shared VIN Summary ToC

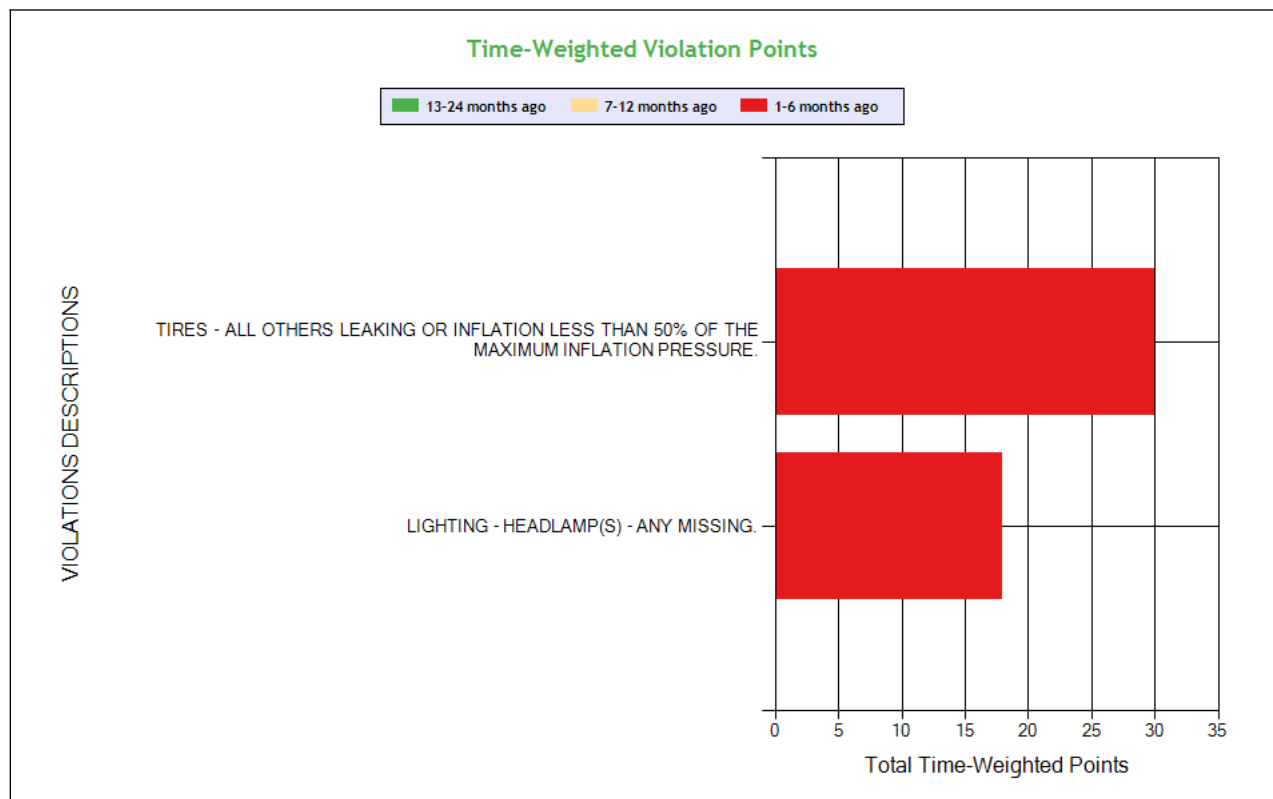
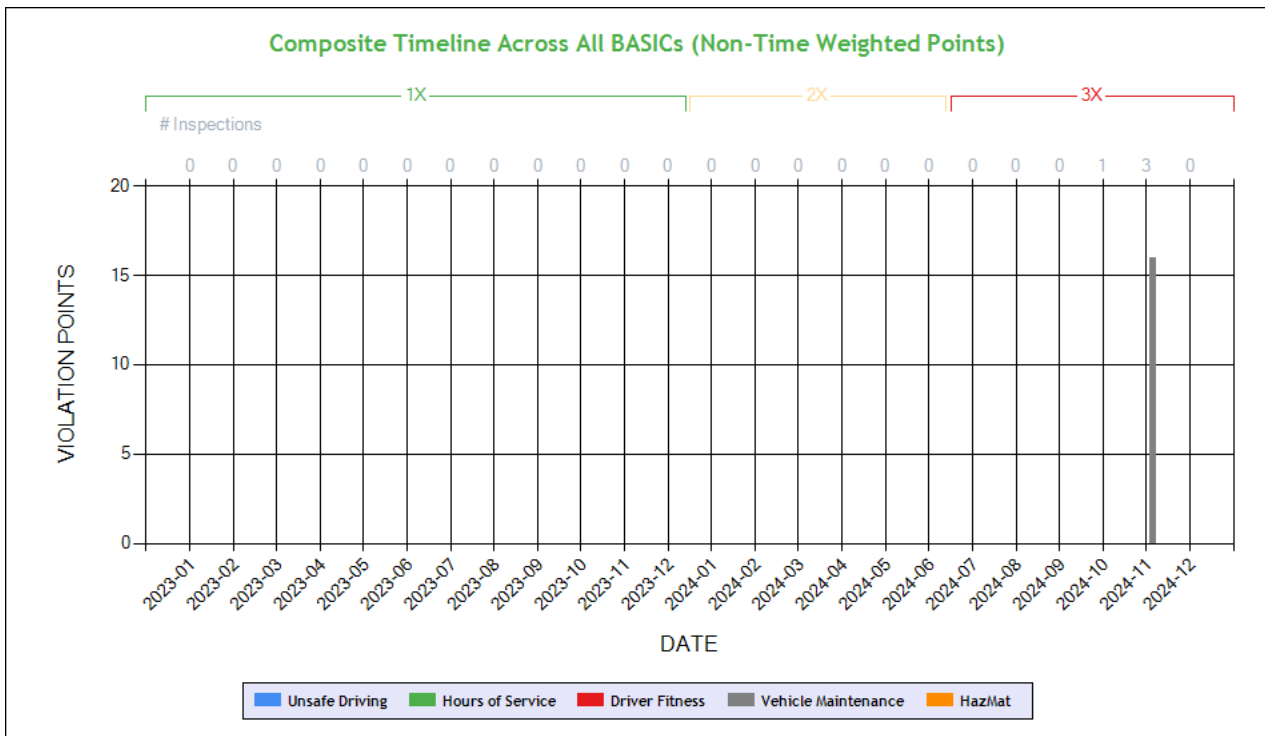
No Data

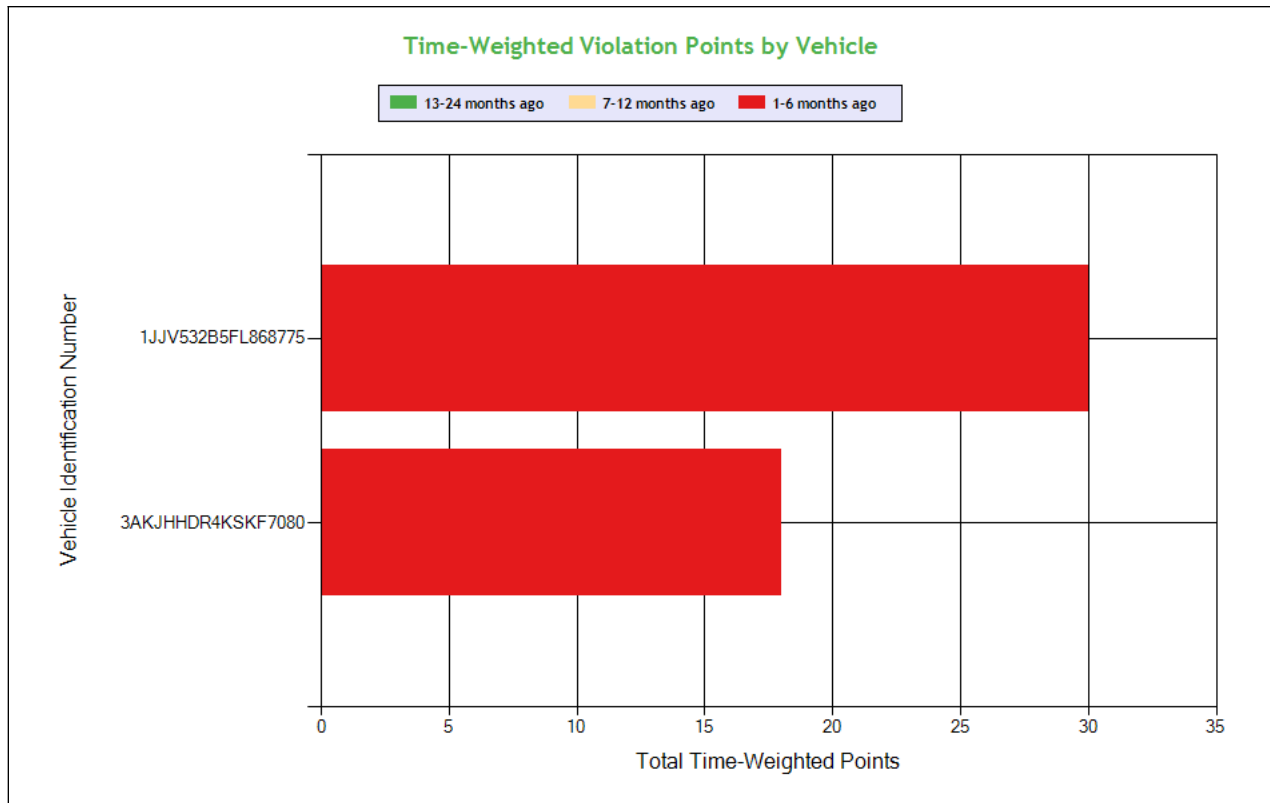
SHIPPERS DETAIL **ToC** based on Inspection results for the last 4 years

Shipper Name	Number of Inspections	Shipper Name	Number of Inspections
No Shipper listed	1	POM WONDERFUL	1
SYSCO FOOD SERVICES	2		



Carrier Underwriting Report Safety Summary ToC





See the Excel file for the complete analysis

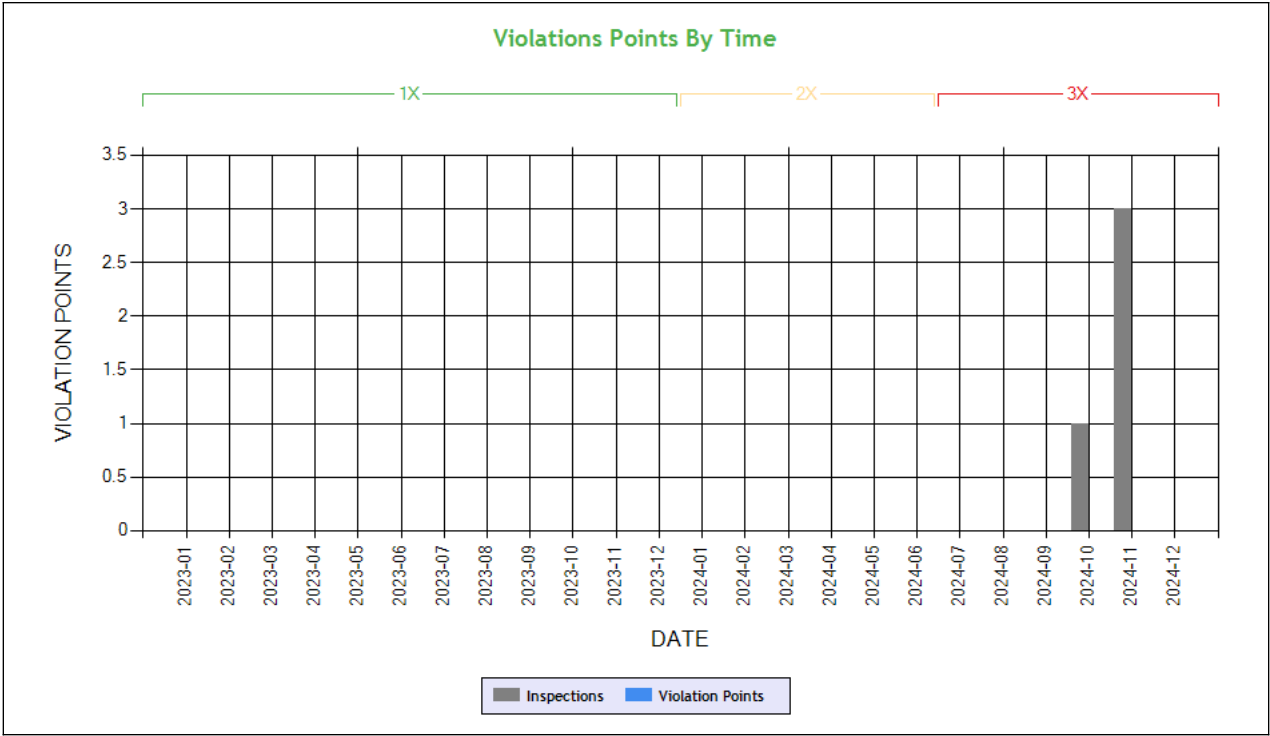
Violations is in (1-6/7-12/13-24mo)

Shaded = Out Of Service Violation				
Violation Group			Tires	Lighting
Violation Description	Total Time-weighted Points by VIN	% of Total Time-weighted Points by VIN	TIRES - ALL OTHERS LEAKING OR INFLATION LESS THAN 50% OF THE MAXIMUM INFLATION PRESSURE.	LIGHTING - HEADLAMP(S) - ANY MISSING.
Driver Resp			Yes	Yes
Total Time-weighted Points			30	18
% Total Time-Wt Pts			62.50	37.50
1JJV532B5FL868775	30	62.50	30 (1/0/0)	
3AKJHHDR4KSKF7080	18	37.50		18 (1/0/0)



SAFETY ANALYSIS ToC

Unsafe Driving



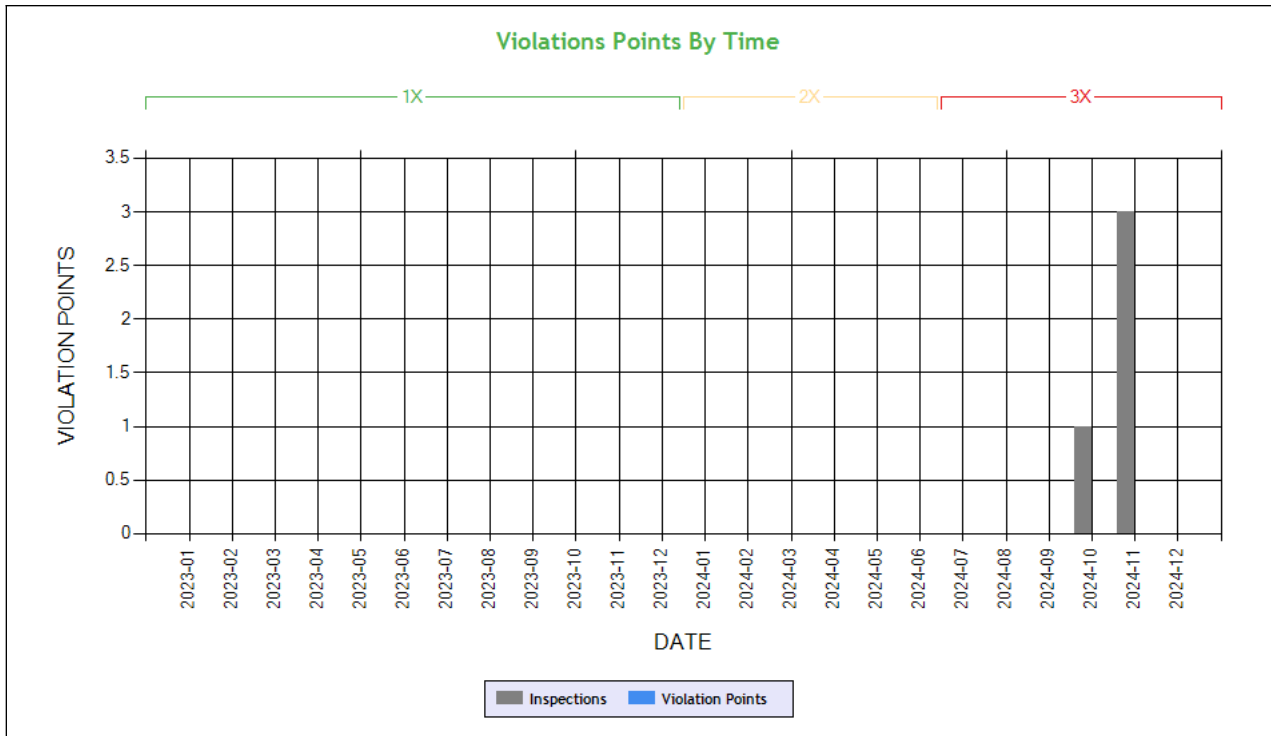
Time-Weighted Violation Points - no data available to draw a chart
Time-Weighted Severity Points by Vehicle - no data available to draw a chart

See the Excel file for the complete analysis # Violations is in (1-6/7-12/13-24mo)

Shaded = Out Of Service Violation		
Violation Group		
Violation Description	Total Time-weighted Points by VIN	% of Total Time-weighted Points by VIN
Driver Resp		
Total Time-weighted Points		
% Total Time-Wt Pts		

HOS Compliance

Time-Weighted Violation Points - no data available to draw a chart
Time-Weighted Severity Points by Vehicle - no data available to draw a chart



Carrier Software
 1-800-646-5152
 info@CarrierSoftware.com

CONFIDENTIAL - Intended for use by Amerigo Insurance Agency - Date: 1/17/2025
 MTL XPRESS INC - DOT# 4014166 / MC1512258

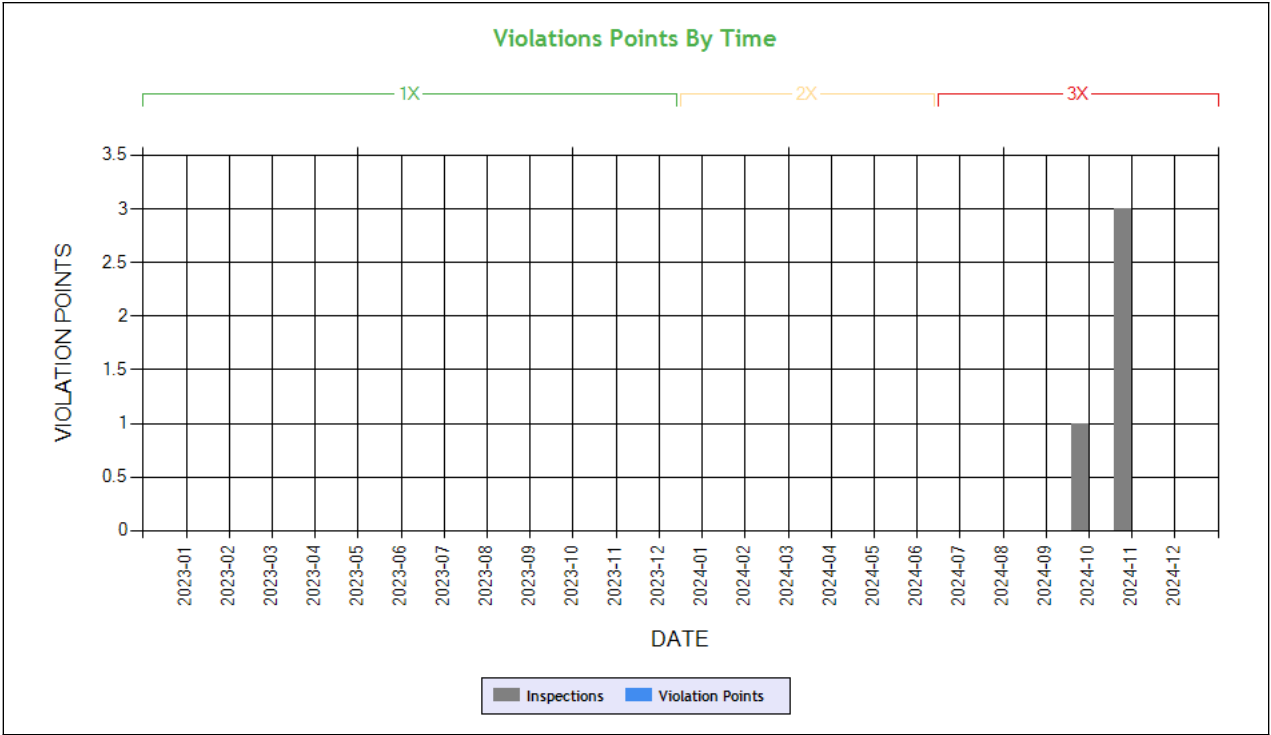
See the Excel file for the complete analysis

Violations is in (1-6/7-12/13-24mo)

Shaded = Out Of Service Violation		
Violation Group		
Violation Description	Total Time-weighted Points by VIN	% of Total Time-weighted Points by VIN
Driver Resp		
Total Time-weighted Points		
% Total Time-Wt Pts		



Driver Fitness



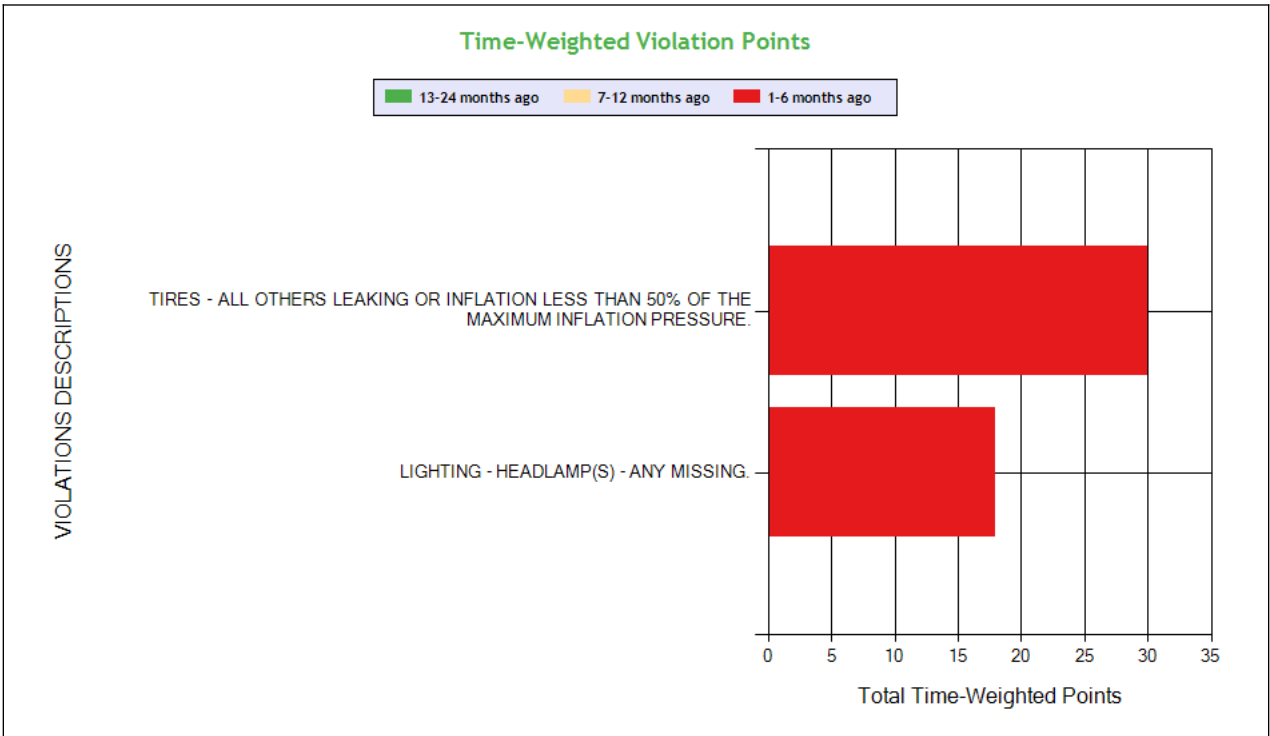
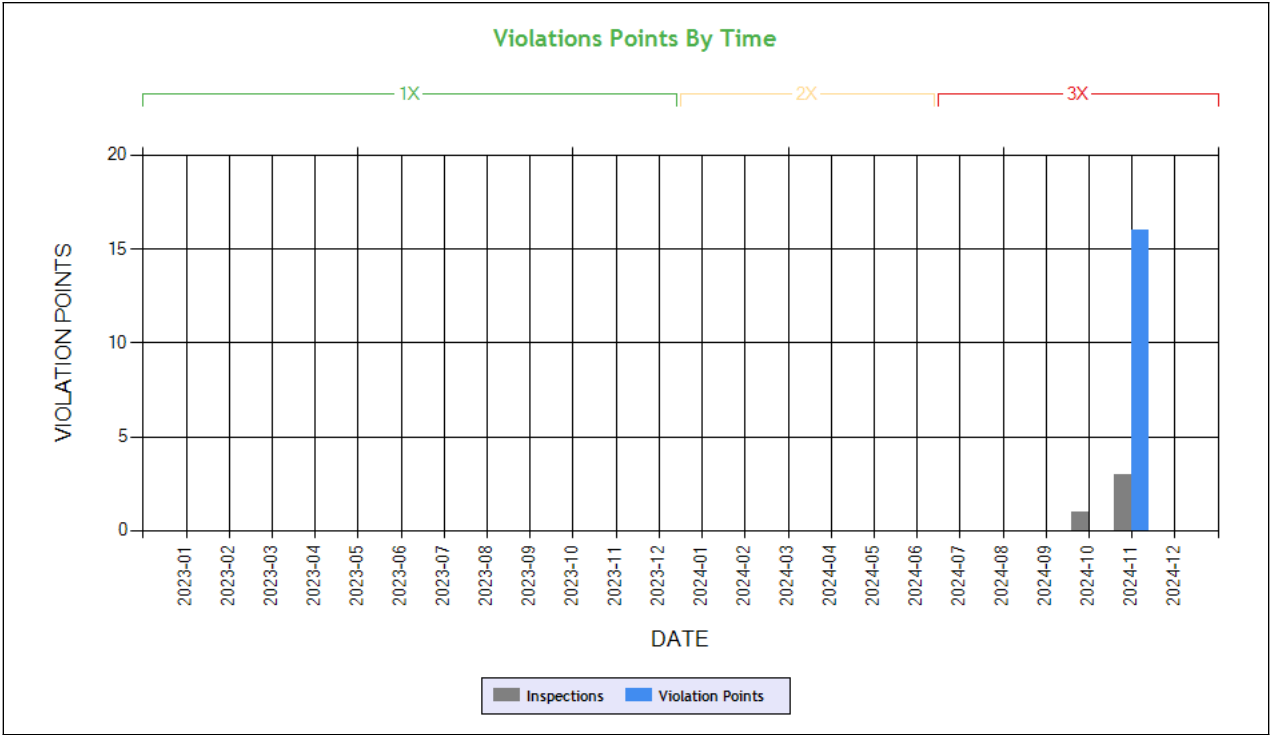
Time-Weighted Violation Points - no data available to draw a chart
Time-Weighted Severity Points by Vehicle - no data available to draw a chart

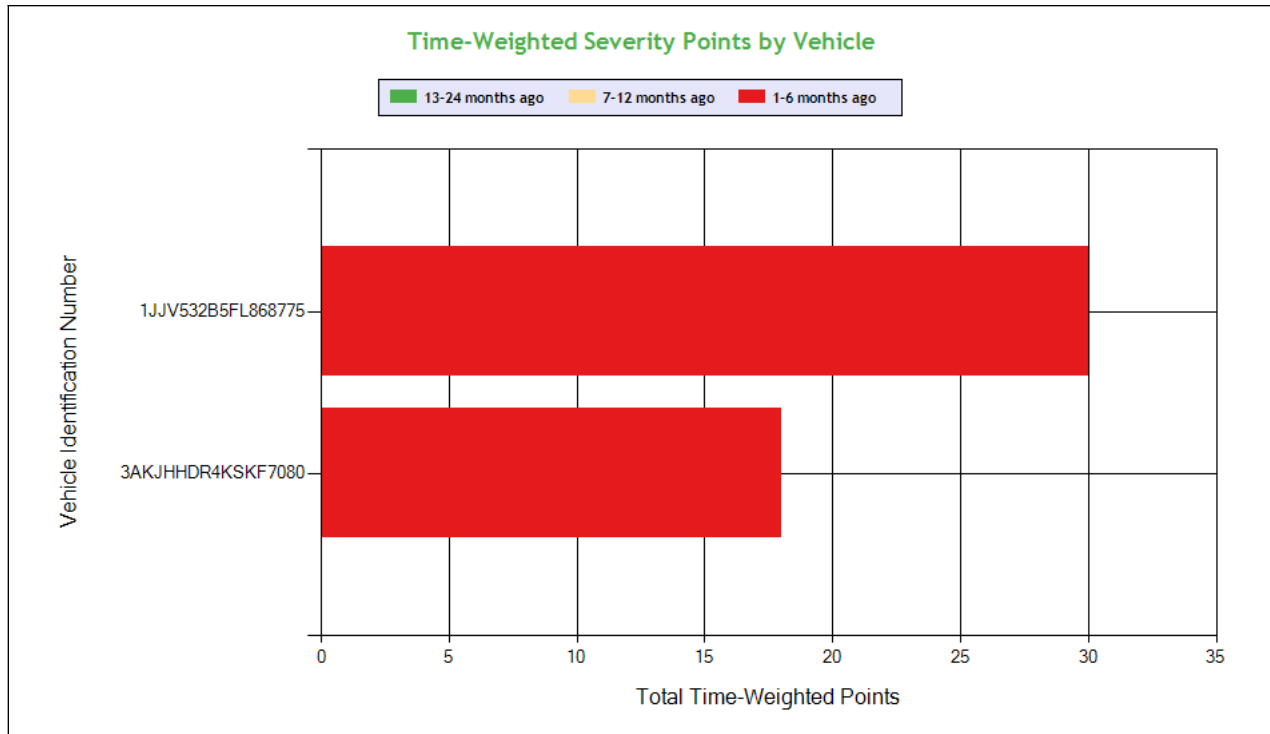
See the Excel file for the complete analysis # Violations is in (1-6/7-12/13-24mo)

Shaded = Out Of Service Violation		
Violation Group		
Violation Description	Total Time-weighted Points by VIN	% of Total Time-weighted Points by VIN
Driver Resp		
Total Time-weighted Points		
% Total Time-Wt Pts		



Vehicle Maintenance





Carrier Software
 1-800-646-5152
 info@CarrierSoftware.com

CONFIDENTIAL - Intended for use by Amerigo Insurance Agency - Date: 1/17/2025

MTL XPRESS INC - DOT# 4014166 / MC1512258

See the Excel file for the complete analysis

Violations is in (1-6/7-12/13-24mo)

Shaded = Out Of Service Violation				
Violation Group			Tires	Lighting
Violation Description	Total Time-weighted Points by VIN	% of Total Time-weighted Points by VIN	TIRES - ALL OTHERS LEAKING OR INFLATION LESS THAN 50% OF THE MAXIMUM INFLATION PRESSURE.	LIGHTING - HEADLAMP(S) - ANY MISSING.
Driver Resp			Yes	Yes
Total Time-weighted Points			30	18
% Total Time-Wt Pts			62.50	37.50
1JJV532B5FL868775	30	62.50	30 (1/0/0)	
3AKJHHDR4KSKF7080	18	37.50		18 (1/0/0)

COLOR CODED CRASH TABLE ToC

Color KEY	Color Code		
	Green	Orange	Red
Citation	No	Unknown	Yes
HazMat Release	No		Yes
Tow Away	No	Yes	
Time Weight	1	2	3
Severity Weight	1		2-3
Injuries	0	1-2	3 or more
Fatalities	0		1 or more
Vehicles in Crash	0-1	2	3 or more
Light Condition	Daylight	Dawn; Dusk	Dark- Not Lighted; Dark-Lighted; Dark- Unknown Roadway Lighting
Road Surface	Dry	Wet; Water(Standing, Moving); Slush	Snow; Ice; Sand; Mud; Dirt; Oil or Gravel



Weather Condition	No Adverse Conditions	Rain; Sleet; Blowing Sand; Soil, Dirt Or Snow	Snow; Fog; Severe Crosswinds
-------------------	-----------------------	---	------------------------------

	Driver Name
3AKJHHDRXLSLH2011	VIN
3	Time Weight
1	Severity Weight
0	Fatalities
0	Injuries
Yes	Citation
Dry	Road Surface Condition
No Adverse Condition	Weather Condition
Daylight	Light Condition
Y	Tow-Away
N	HM Released
1	Vehicles In Crash
	Sequence of Events
WA	Crash State
WA000EF47702	Report Number
12/18/2024	Date
Tractor/Semitrailer	Vehicle Configuration
Van/Enclosed Box	Cargo Body Type
22	Driver Age
CA	Driver License State

INSPECTIONS WITH SHARED EQUIPMENT:
No Data



LEGEND

Vehicle Information

Inspection for DOT # being analyzed

Inspection for Different DOT

Crash Information for specific VIN

INSPECTION DETAILS for ALL Inspections

PDF shows the first 100 Power Unit & Trailer VINs with most recent inspections using data from the last 4 years

POWER UNIT Inspections Section

VIN: 3AKJHHDR0LSLH2440				Unit: Truck Tractor		Year: 2020	Make: FREIGHTLINER	
DOT No: 4014166		Docket No: MC1512258		Name: MTL XPRESS INC			Interstate: Yes	
Date	Unit License	Unit Lic State	Violation Unit	Violation Description		Severity	OOS	Citation
11/23/2024	ZP07304	CA	-	-		-	-	-
11/23/2024	ZP07304	CA	-	-		-	-	-

VIN: 3AKJHHDR4KSKF7080				Unit: Truck Tractor		Year: 2019	Make: FREIGHTLINER	
DOT No: 4014166		Docket No: MC1512258		Name: MTL XPRESS INC			Interstate: Yes	
Date	Unit License	Unit Lic State	Violation Unit	Violation Description		Severity	OOS	Citation
11/14/2024	ZP07261	CA	1	393.11A1LHLM - LIGHTING - HEADLAMP(S) - ANY MISSING.		6	No	DA248933
10/01/2024	ZP07261	CA	-	-		-	-	-
DOT No: 63585		Docket No: MC311233		Name: WAL-MART TRANSPORTATION LLC			Interstate: Yes	
Date	Unit License	Unit Lic State	Violation Unit	Violation Description		Severity	OOS	Citation
03/29/2023	3BX495	OK	-	-		-	-	-
09/21/2022	3BX495	OK	-	-		-	-	-
02/15/2020	3BX495	OK	-	-		-	-	-

TRAILER Inspections Section

VIN: 3AKJHHDR0LSLH2440				Unit: Truck Tractor		Year: 2020	Make: FREIGHTLINER	
DOT No: 4014166		Docket No: MC1512258		Name: MTL XPRESS INC			Interstate: Yes	
Date	Unit License	Unit Lic State	Violation Unit	Violation Description		Severity	OOS	Citation
11/23/2024	ZP07304	CA	-	-		-	-	-
11/23/2024	ZP07304	CA	-	-		-	-	-

VIN: 3AKJHHDR4KSKF7080				Unit: Truck Tractor		Year: 2019	Make: FREIGHTLINER	
DOT No: 4014166		Docket No: MC1512258		Name: MTL XPRESS INC			Interstate: Yes	
Date	Unit License	Unit Lic State	Violation Unit	Violation Description		Severity	OOS	Citation
11/14/2024	ZP07261	CA	1	393.11A1LHLM - LIGHTING - HEADLAMP(S) - ANY MISSING.		6	No	DA248933
10/01/2024	ZP07261	CA	-	-		-	-	-
DOT No: 63585		Docket No: MC311233		Name: WAL-MART TRANSPORTATION LLC			Interstate: Yes	



Date	Unit License	Unit Lic State	Violation Unit	Violation Description	Severity	OOS	Citation
03/29/2023	3BX495	OK	-	-	-	-	-
09/21/2022	3BX495	OK	-	-	-	-	-
02/15/2020	3BX495	OK	-	-	-	-	-

Inspection Summary By Month (based on inspections from the last 4 years) **ToC**

Year-Month	Number of Inspections	Number of Power Units	Total Violations	Total OOS Inspections	Total Severity Points	Number of Crashes
2024-11	3	3	2	1	14	0
2024-10	1	1	0	0	0	0

Note: The most recent month's counts may not include all the inspections for that month.

VIN Inspection Violation Details **ToC**

# of VINs: 4 # of Insp: 4 Severity Weight: 28 Avg. Weight/VIN: 7.0 (based on inspections in the last 4 years, showing top 50 VINs inspected most recently)									
VIN 1JJV532B5FL868775		# of Inspections: 1		Total Severity: 8		Percentage of Total: 28.57%		Avg. Weight Per Inspection: 8.0	
Inspection Date	Inspection ID	Inspection State	Location Description	Total Severity	# of Violations	Shipper Name	Inspection Level	Post Accident	Out of Service
11/23/2024	83275141	CA	DUNSMUIR GRADE IF	8	1	SYSCO FOOD SERVICES	1	No	Yes
BASIC		Unit Type		Severity		Description		Out of Service	
Vehicle Maintenance		Semi Trailer		8		393.75A3TAOL:TIRES - ALL OTHERS LEAKING OR INFLATION LESS THAN		Yes	
VIN 3AKJHHDR0LSLH2440		# of Inspections: 1		Total Severity: 8		Percentage of Total: 28.57%		Avg. Weight Per Inspection: 8.0	
Inspection Date	Inspection ID	Inspection State	Location Description	Total Severity	# of Violations	Shipper Name	Inspection Level	Post Accident	Out of Service
11/23/2024	83275141	CA	DUNSMUIR GRADE IF	8	1	SYSCO FOOD SERVICES	1	No	Yes
BASIC		Unit Type		Severity		Description		Out of Service	
Vehicle Maintenance		Truck Tractor		8		393.75A3TAOL:TIRES - ALL OTHERS LEAKING OR INFLATION LESS THAN		Yes	
VIN 1UYVS2532EU857629		# of Inspections: 1		Total Severity: 6		Percentage of Total: 21.43%		Avg. Weight Per Inspection: 6.0	
Inspection Date	Inspection ID	Inspection State	Location Description	Total Severity	# of Violations	Shipper Name	Inspection Level	Post Accident	Out of Service
11/14/2024	83187466	CA	CHOWCHILLA RIVER IF	6	1	POM WONDERFUL	1	No	No
BASIC		Unit Type		Severity		Description		Out of Service	
Vehicle Maintenance		Semi Trailer		6		393.11A1LHLM:LIGHTING - HEADLAMP(S) - ANY MISSING.		No	
VIN 3AKJHHDR4KSKF7080		# of Inspections: 1		Total Severity: 6		Percentage of Total: 21.43%		Avg. Weight Per Inspection: 6.0	
Inspection Date	Inspection ID	Inspection State	Location Description	Total Severity	# of Violations	Shipper Name	Inspection Level	Post Accident	Out of Service
11/14/2024	83187466	CA	CHOWCHILLA RIVER IF	6	1	POM WONDERFUL	1	No	No
BASIC		Unit Type		Severity		Description		Out of Service	
Vehicle Maintenance		Truck Tractor		6		393.11A1LHLM:LIGHTING - HEADLAMP(S) - ANY MISSING.		No	

Inspection History **ToC**

Inspection Date	Report Number	Report State	Plate Number	Plate State	Type	Severity Weight	Time Weight
11/23/2024	NCT2006502	CA	ZP07304	CA	Truck Tractor		3
11/23/2024	NETE001603	CA	ZP07304	CA	Truck Tractor		3
3AKJHHDR0LSLH2440 - Power Unit - OOS Vehicle Maintenance Violation: 393.75A3TAOLTIRES - ALL OTHERS LEAKING OR INFLATION LESS THAN 50% OF THE MAXIMUM INFLATION PRESSURE.						8	
11/14/2024	NC43008865	CA	ZP07261	CA	Truck Tractor		3
3AKJHHDR4KSKF7080 - Power Unit - Vehicle Maintenance Violation: 393.11A1LHMLLIGHTING - HEADLAMP(S) - ANY MISSING.						6	
10/01/2024	NBTJ006099	CA	ZP07261	CA	Truck Tractor		3

Only the first 20 inspections are shown. See the live report for more data.