



## Table of Contents

1. Overview	2. BASIC Scores History
3. BASIC Measures	4. KPI: BASIC Measures by Cargo Group
5. Estimated ISS Score	6. Investigation Results
7. Penalties History	8. Acute Critical Violations
9. Red Flag Violation Details	10. DOT Registration Information
11. DOT MCS-150 History	12. Crash Summary
13. Inspection Summary	14. KPI: Inspection Viol OOS Rates by Cargo Group
15. FHWA Registration Information	16. FHWA Insurance Information
17. FHWA Authorities	18. Severe Violations
19. Violation Report	20. Violation Summary
21. Violation Enforcement Chronology	22. Inspection Violations & OOS Counts
23. Radius Of Operation	24. Inspection & Crash Locations
25. Cargo Hot Spots	26. Inspection Violations & OOS Chronology
27. Percent of Insp & Crash by State	28. VIN Insp Summary by State
29. Violations By Unit Type	30. Equipment Ownership
31. Equipment Details	32. Vehicle Age
33. States of Power Unit Registrations	34. Equipment Acquisitions
35. Driver Details	36. Shared VIN Summary
37. Shipper Table	38. Safety Summary
39. Safety Details	40. Crash Detail Color Coded
41. Inspections with Shared Equipment	42. Inspection Tabular Details
43. Inspection Summary By Month	44. VIN Inspection Violation Details
45. Inspection History	



**Business Address**

1908 MCCUNE AVE  
YUBA CITY, CA  
95993

**Contact Info**

(530)-635-7776  
  
ASKH.TRUCKING@GMAIL.COM

**FHWA Address**

1908 MCCUNE AVE  
YUBA CITY, CA, 95993  
**Phone:** (530)-635-7776

**Mailing Address**

1908 MCCUNE AVE  
YUBA CITY, CA  
95993

**Overview ToC**

**Operating Status:** AUTHORIZED FOR Property  
2 other companies viewed this DOT in the past two months  
**Crash/PU ratio:** 100.0%  
**Clean Inspection ratio:** 66.67%

**Estimated BASIC Scores (as of 12/27/2024)**

	Unsafe Driving	Hours of Service	Driver Fitness	Controlled Sub. and Alcohol	Vehicle Maintenance	HM Compliance	Crash
<b>Relative Scores</b>	0% ○	0% ⬆	0% ○	0% ○	0% ⬇	0% ○	0% ⊖
<b>Alert Status</b>	No	No	No	No	No	No	No



**Estimated Inspection Selection System (ISS) Score: 1**  
**Category: Pass**

**BASIC Scores History - Unsafe Driving ToC**

There are no Scores for this BASIC

**BASIC Scores History - Hours of Service ToC**

There are no Scores for this BASIC

**BASIC Scores History - Driver Fitness ToC**

There are no Scores for this BASIC

**BASIC Scores History - Controlled Substance ToC**

There are no Scores for this BASIC



**BASIC Scores History - Vehicle Maintenance ToC**

There are no Scores for this BASIC

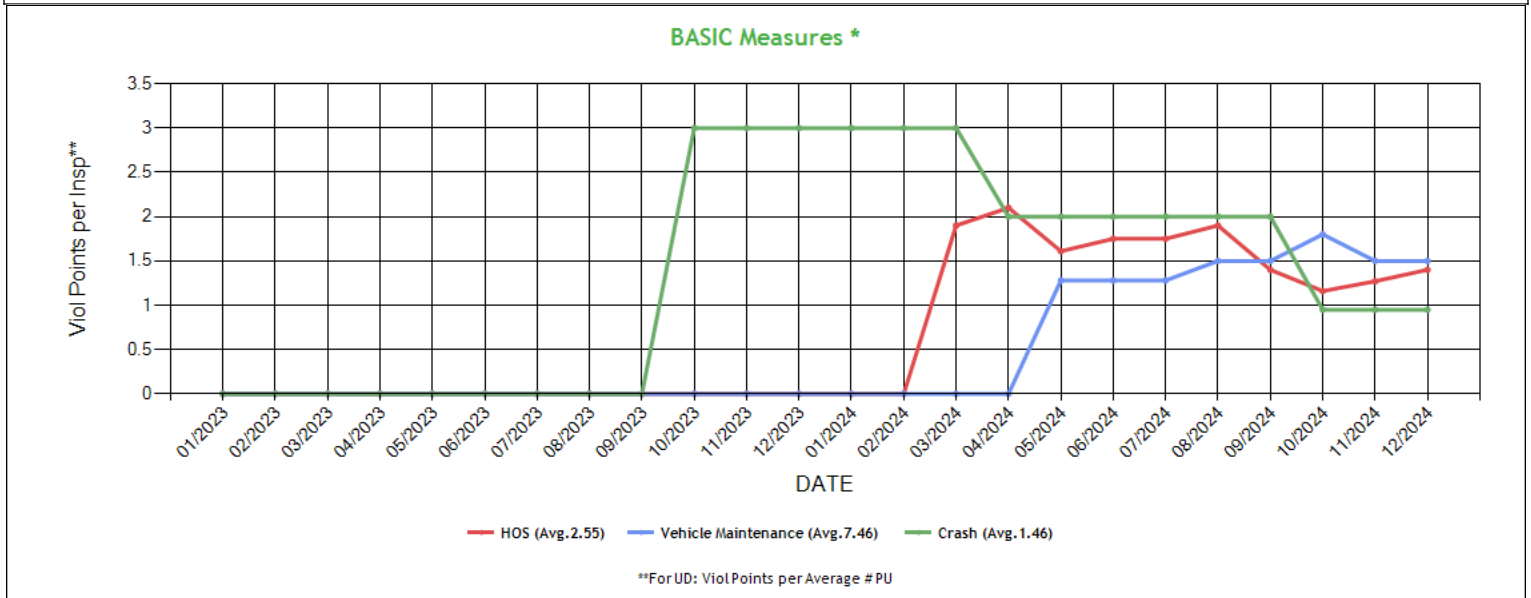
**BASIC Scores History - Crash ToC**

There are no Scores for this BASIC

**BASIC Scores History - Hazmat ToC**

There are no Scores for this BASIC

**BASIC Measures: Violation Points per Inspection Trends ToC**



\* BASIC Measures are the absolute SMS scores that are compared within each Safety Event Group to determine the BASIC Score percentiles. Averages based on fleets with 1-5 power units.



**BASIC Measures \* - Table ToC**

UD-Unsafe Driving, HOS-Hours of Service, DF-Driver Fitness, CS-Controlled Substances, VM-Vehicle Maintenance

Date	UD Measure	UD AC	UD with Viol	HOS Measure	HOS AC	HOS with Viol	DF Measure	DF AC	DF with Viol	CS Measure	CS AC	CS with Viol	VM Measure	VM AC	VM with Viol
12/2024	0.00	N	0	1.40	N	1	0.00	N	0	0.00	N	0	1.50	N	1
11/2024	0.00	N	0	1.27	N	1	0.00	N	0	0.00	N	0	1.50	N	1
10/2024	0.00	N	0	1.16	N	1	0.00	N	0	0.00	N	0	1.80	N	1
09/2024	0.00	N	0	1.40	N	1	0.00	N	0	0.00	N	0	1.50	N	1
08/2024	0.00	N	0	1.90	N	1	0.00	N	0	0.00	N	0	1.50	N	1
07/2024	0.00	N	0	1.75	N	1	0.00	N	0	0.00	N	0	1.28	N	1
06/2024	0.00	N	0	1.75	N	1	0.00	N	0	0.00	N	0	1.28	N	1
05/2024	0.00	N	0	1.61	N	1	0.00	N	0	0.00	N	0	1.28	N	1
04/2024	0.00	N	0	2.10	N	1	0.00	N	0	0.00	N	0	0.00	N	0
03/2024	0.00	N	0	1.90	N	1	0.00	N	0	0.00	N	0	0.00	N	0
02/2024	0.00	N	0	0.00	N	0	0.00	N	0	0.00	N	0	0.00	N	0
01/2024	0.00	N	0	0.00	N	0	0.00	N	0	0.00	N	0	0.00	N	0
12/2023	0.00	N	0	0.00	N	0	0.00	N	0	0.00	N	0	0.00	N	0
11/2023	0.00	N	0	0.00	N	0	0.00	N	0	0.00	N	0	0.00	N	0
10/2023	0.00	N	0	0.00	N	0	0.00	N	0	0.00	N	0	0.00	N	0
09/2023	0.00	N	0	0.00	N	0	0.00	N	0	0.00	N	0	0.00	N	0
08/2023	0.00	N	0	0.00	N	0	0.00	N	0	0.00	N	0	0.00	N	0
07/2023	0.00	N	0	0.00	N	0	0.00	N	0	0.00	N	0	0.00	N	0
06/2023	0.00	N	0	0.00	N	0	0.00	N	0	0.00	N	0	0.00	N	0
05/2023	0.00	N	0	0.00	N	0	0.00	N	0	0.00	N	0	0.00	N	0
04/2023	0.00	N	0	0.00	N	0	0.00	N	0	0.00	N	0	0.00	N	0
03/2023	0.00	N	0	0.00	N	0	0.00	N	0	0.00	N	0	0.00	N	0
02/2023	0.00	N	0	0.00	N	0	0.00	N	0	0.00	N	0	0.00	N	0
01/2023	0.00	N	0	0.00	N	0	0.00	N	0	0.00	N	0	0.00	N	0

\* BASIC Measures are the absolute SMS scores that are compared within each Safety Event Group to determine the BASIC Score percentiles.

**KPI: BASIC Measures by Fleet Size and Cargo Group ToC**

Fleet Size: 1-5 PUs

Cargo Group (Companies)	Unsafe Driving		Hours of Service		Driver Fitness		Controlled Substance		Vehicle Maintenance		HM Compliance		Crash	
	Avg.	Comp. to Avg.	Avg.	Comp. to Avg.	Avg.	Comp. to Avg.	Avg.	Comp. to Avg.	Avg.	Comp. to Avg.	Avg.	Comp. to Avg.	Avg.	Comp. to Avg.
General Freight (487017)	0.79	Better	0.23	Worse	0.20	Better	0.02	Better	1.90	Better	0.01	Better	0.06	Worse
ASKH TRUCKING INC	0.00		1.40		0.00		0.00		1.50		0.00		0.95	

**Estimated ISS Score: 1 Pass ToC About the Inspection Selection System**



**Estimated ISS Score History - Table ToC**

Date	Estimated ISS Score	Recommendation	Algorithm
12/27/2024	1	Pass	Safety Algorithm
11/29/2024	1	Pass	Safety Algorithm
10/25/2024	1	Pass	Safety Algorithm
09/27/2024	2	Pass	Safety Algorithm
08/30/2024	2	Pass	Safety Algorithm
07/26/2024	2	Pass	Safety Algorithm
06/28/2024	2	Pass	Safety Algorithm
05/31/2024	2	Pass	Safety Algorithm
04/26/2024	2	Pass	Safety Algorithm
03/29/2024	2	Pass	Safety Algorithm
02/23/2024	1	Pass	Safety Algorithm
01/26/2024	1	Pass	Safety Algorithm
12/29/2023	1	Pass	Safety Algorithm
11/24/2023	70	Optional Inspect	Insufficient Data Algorithm
10/27/2023	70	Optional Inspect	Insufficient Data Algorithm
09/29/2023	63	Optional Inspect	Insufficient Data Algorithm
08/25/2023	69	Optional Inspect	Insufficient Data Algorithm
07/28/2023	63	Optional Inspect	Insufficient Data Algorithm
06/30/2023	63	Optional Inspect	Insufficient Data Algorithm
05/26/2023	63	Optional Inspect	Insufficient Data Algorithm
04/28/2023	63	Optional Inspect	Insufficient Data Algorithm
03/31/2023	63	Optional Inspect	Insufficient Data Algorithm
02/24/2023	63	Optional Inspect	Insufficient Data Algorithm
01/27/2023	63	Optional Inspect	Insufficient Data Algorithm

**Investigation Results ToC**

No Investigations reported on FMCSA website

**Penalties History ToC**

There is a problem with the Penalties data on FMCSA website.

**Acute Critical Violations (Based on Investigations as per CSA Methodology Appendix A) ToC**

No Data

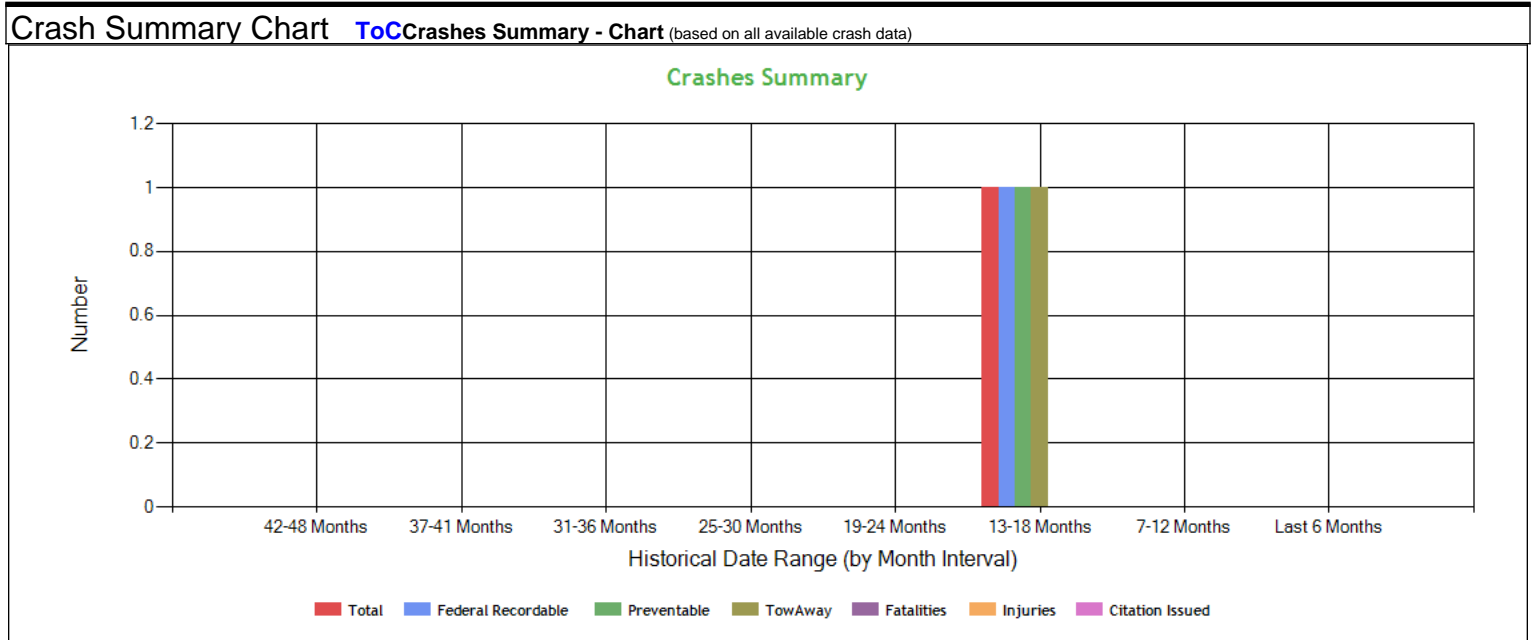
No red flag violations in the last 24 months

**DOT Registration Information: The following information on this specific DOT # is from the Federal DOT (as of Operating Authority**

DOT Registration: 01/23/2023		Total Power Units: 1	Total Trucks: 1	Total Trailers: 1	Total Passenger Vehicles: 0
Status	Entity Type	Organization Type	Nation	Total Cars	Drivers / CDL Drivers
A	C	-	US	0	1 / 1
MCS-150 Date	Op Codes	Shipper Op Codes	Shipper HazMat Op Codes	Latest Review Type	Latest Review Document Number(Date)
10/14/2024	A				()
MCS-150 Mileage (Year)	Record Update Date	Transports Hazmats	DOT Census Date	Recordable Accident Rate	Preventable Accident Rate
86,143 (2023)	10/14/2024	N	01/23/2023	8.33%	0%
MCS-151 Mileage	Safety Rating (Date)	SEA Accident	SEA Driver	SEA Vehicle	SEA Management
0	None (None)	0%	0%	0%	0%
Classification Codes		Cargo Carried (per MCS-150)			
Authorized-For-Hire		General Freight			



DOT MCS-150 History <b>ToC</b>			(as of 10/19/2024 DOT census)						
Census Date	MCS-150 Date	MCS-150 Mileage	VMY Year	Power Units	Drivers	Trailers	Company Rep1	Company Rep2	Email
10/19/2024	10/14/2024	86143	2023	1	1	-	ONKAR SINGH		ASKH.TRUCKING@GMAIL.COM
2/9/2023	1/23/2023	0		1	1	1	ONKAR SINGH		ASKH.TRUCKING@GMAIL.COM



Crashes Summary - Table	(based on all available crash data) <b>ToC</b>									
	TOTAL	Last 6 months	7-12 months	13-18 months	19-24 months	25-30 months	30-36 months	37-41 months	42-48 months	Over 49 months
Total Reportable	1	0	0	1	0	0	0	0	0	0
Fatalities	0	0	0	0	0	0	0	0	0	0
Injuries	0	0	0	0	0	0	0	0	0	0
Tow Away	1	0	0	1	0	0	0	0	0	0
With Citations	0	0	0	0	0	0	0	0	0	0
Federal Recordable	1	0	0	1	0	0	0	0	0	0
Preventable	1	0	0	1	0	0	0	0	0	0
Crash per Pwr Unit	-	0.0%	0.0%	100.0%	0.0%	0.0%	0.0%	0.0%	0.0%	-



## Inspection Summary ToC

The following inspection information is based on results for 24 months prior to: 01/26/2025. Please note that the total inspections number is not necessarily the total of the vehicle, driver and hazmat inspections, as one inspection may have included any combination of the below inspections.

Overall	Vehicle	Driver	Hazmat
(Please note that the total inspections number is not necessarily the total of the vehicle, driver and hazmat inspections, as one inspection may have included any combination of the below inspections)  Total Inspections: 6 Total Out of Service: 0  Out of Service: 0% National Average: 20.82% Difference: -20.82%	Total Inspections: 3 Total Out of Service: 0  Out of Service: 0.00% National Average: 24.68% Difference: -24.68%	Total Inspections: 6 Total Out of Service: 0  Out of Service: 0.00% National Average: 6.67% Difference: -6.67%	Total Inspections: 0 Total Out of Service: 0  Out of Service: 0.00% National Average: 2.97% Difference: -2.97%

## KPI: Inspection Viol OOS Rates by Cargo Group ToC

Cargo Group	OVERALL		VEHICLE		DRIVER		HAZMAT	
	Average	Compared to Average	Average	Compared to Average	Average	Compared to Average	Average	Compared to Average
General Freight	28.74%	Better	24.98%	Better	12.59%	Better	0.22%	Better
ASKH TRUCKING INC	0%		0%		0%		0%	

## FHWA Registration Information: The following data on this Motor Carrier is from the Federal Hwy Administration (as of 1/27/2025)

Docket Number	DOT Number	Company Name	DBA Name	Address	City	State	Country	ZIP Code
MC1513717	4016410	ASKH TRUCKING INC		1908 MCCUNE AVE	YUBA CITY	CA	US	95993
Phone Number	Fax Number	Mail Address	Mail City	Mail State	Mail Contry	Mail ZIP Code	Mail Phone Number	Mail Fax Number
(530)-635-7776								
Date of Last Change	Freight	Passenger	Household Goods	Active Authority	Pending Authority	Revocation Pending Authority		
1/27/2025	Y	N	N	/ Common /	/	/		

## Insurance Required (as of 01/27/2025) ToC

Docket Number	Insurance Type	Insurance Required	Insurance on File
MC1513717	BIPD	\$750k	\$750k
MC1513717	Cargo	No	No
MC1513717	Bond	No	No

## Active / Pending Insurance (as of 01/27/2025)

Docket Number	Form	Type	Insurance Carrier	Policy/Surety	Coverage From	Coverage To	Required	On File	Effective Date	Cancel Date
MC1513717	91X	BIPD/Primary	KNIGHT SPECIALTY INSURANCE COMPANY	TIECA002749-00	\$0k	\$750k	\$750k	\$750k	03/03/2024	03/03/2025

## Insurance History (as of 01/27/2025)

Docket Number	Form	Type	Insurance Carrier	Policy/Surety	Coverage From	Coverage To	Effective Date From	Effective Date To
MC1513717	91X	BIPD/Primary	DB INSURANCE CO., LTD (U.S.BRANCH)	CCA-0020130-00	\$0k	\$750k	03/03/2023	03/03/2024 Cancelled



FHWA Authorities (as of 01/27/2025) <a href="#">ToC</a>								
Docket#	L&I Name	Active Authority	Inactive Authority	Pending Authority	Revocation Pending Authority	Freight	Passenger	Household Goods
MC1513717	ASKH TRUCKING INC	Common /				Yes	No	No

Authority History (as of 01/27/2025)				
Docket Number	Sub	Auth Type	Original Action	Disposition
MC1513717		COMMON	INVOLUNTARY REVOCATION 2/5/2024 12:00:00 AM	DISCONTINUED REVOCATION 3/1/2024 12:00:00 AM
MC1513717		COMMON	GRANTED 3/13/2023 12:00:00 AM	

Severe Violations (i.e. those with >= 8 points) - Chart <a href="#">ToC</a>
---

No Data

Severe Violations (i.e. those with >= 8 points) - Table
---

No Data

Violation Report <a href="#">ToC</a>						
Inspection Date	Inspection State	BASIC	Violation Description	OOS	VIN	Severity Points
05/15/2024	CA	Vehicle Maintenance	393.11TT - No retroreflective sheeting/reflex reflectors - Truck Tractor manufactured on or after 7/1/1997	No	4V4NC9EJ8GN958114	3
05/15/2024	CA	Unsafe Driving	392.2 - Operating a commercial motor vehicle not in accordance with the laws, ordinances, and regulations of the jurisdiction in which it is being operated - Unsafe Driving	No	4V4NC9EJ8GN958114	0
03/05/2024	OR	Hours-Of-Service	395.3A2PROP - Driving beyond 14 hour duty period (Property carrying vehicle)	No	4V4NC9EJ8GN958114	7

No filters were applied when generating this report, see the live report for more options.



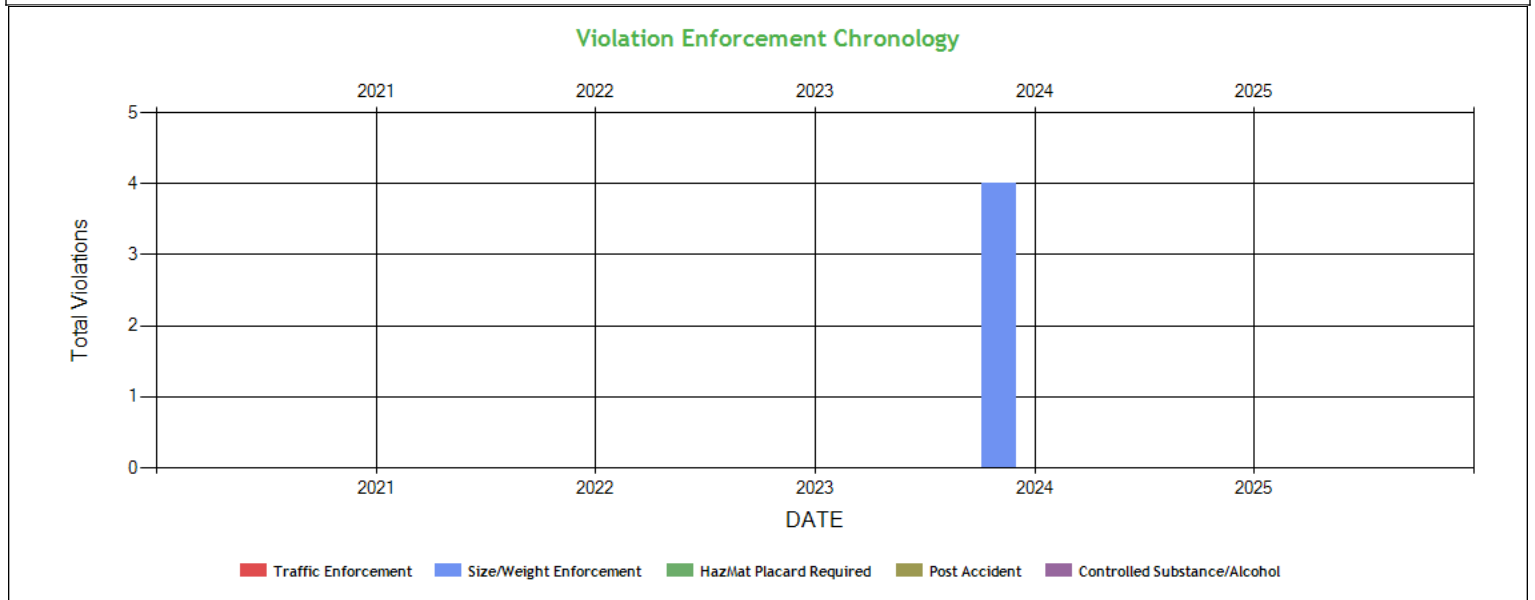


### Violation Summary [ToC](#)

BASIC	Violation Group	Code	Description	# of Violations	# of OOS Violations	Severity Points
Hours-Of-Service (HOS) Compliance	Hours	395.3A2PROP	Driving beyond 14 hour duty period (Property carrying vehicle)	1	0	7
Vehicle Maintenance	Reflective Sheeting	393.11TT	No retroreflective sheeting/reflex reflectors - Truck Tractor manufactured on or after 7/1/1997	1	0	3
Unsafe Driving	Not used in SMS Calculation	392.2	Operating a commercial motor vehicle not in accordance with the laws, ordinances, and regulations of the jurisdiction in which it is being operated - Unsafe Driving	1	0	0

No filters were applied when generating this report, see the live report for more options.

### Violation Enforcement Chronology - Chart [ToC](#)

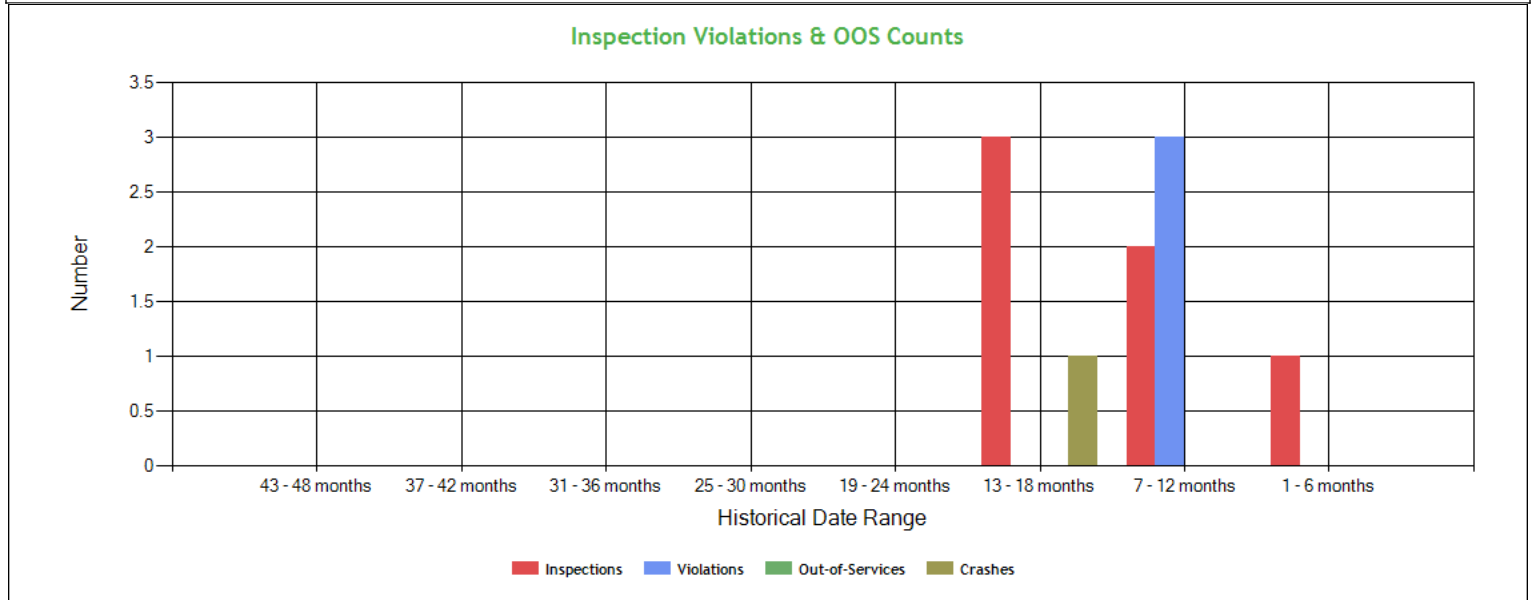


### Violation Enforcement Chronology - Table [ToC](#)

	2021	2022	2023	2024	2025
Traffic Enforcement	0	0	0	0	0
Size/Weight Enforcement	0	0	0	4	0
HazMat Placard Required	0	0	0	0	0
Post Accident	0	0	0	0	0
Controlled Substance/Alcohol	0	0	0	0	0



**Inspection Violations & OOS Counts - Chart** ToC



**Inspection Violations & OOS Counts - Table** ToC

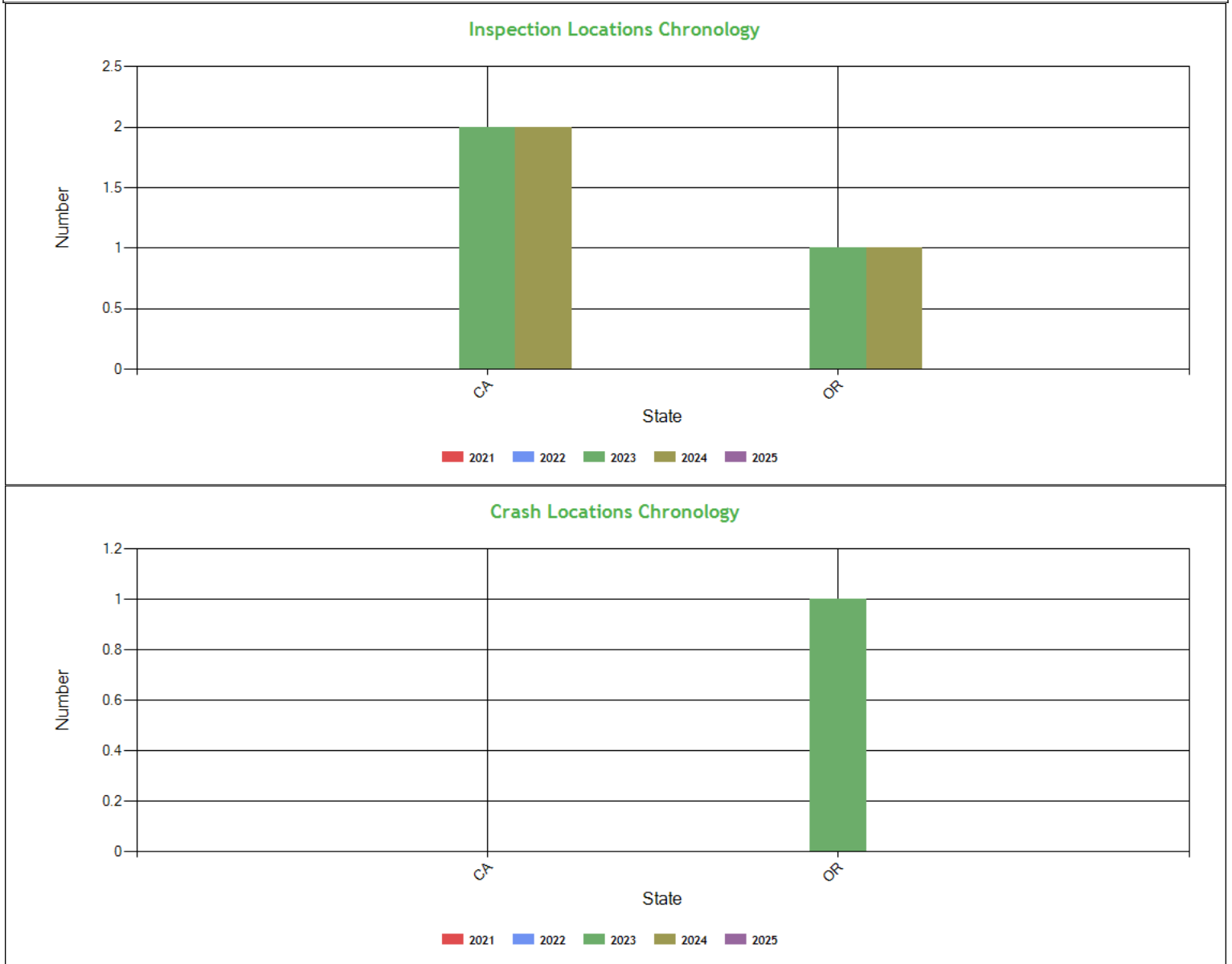
Date Range	Inspections	Violations	Out-of-Services	Crashes
TOTAL	6	3	0	1
1 - 6 months	1	0	0	0
7 - 12 months	2	3	0	0
13 - 18 months	3	0	0	1
19 - 24 months	0	0	0	0
25 - 30 months	0	0	0	0
31 - 36 months	0	0	0	0
37 - 42 months	0	0	0	0
43 - 48 months	0	0	0	0

**Radius of Operation (based on Inspections and Crashes during the past 3 years)** ToC

	Total	Drive between 0 and 50 miles radius	Drive between 51 and 200 miles radius	Drive between 201 and 300 miles radius	Drive between 301 and 400 miles radius	Drive between 401 and 500 miles radius	Drive between 501 and 600 miles radius	Drive beyond 600 miles radius
Power Units (i.e. unique VINs)	1	0	0	0	0	1	0	0
Percent	100%	0%	0%	0%	0%	100%	0%	0%



### Inspection & Crash Locations - Chart ToC



### Inspection & Crash Locations - Table ToC

State	Inspections					Violations					Out-of-Services					Crashes				
	2021	2022	2023	2024	2025	2021	2022	2023	2024	2025	2021	2022	2023	2024	2025	2021	2022	2023	2024	2025
TOTAL	0	0	3	3	0	0	0	0	3	0	0	0	0	0	0	0	0	1	0	0
CA	0	0	2	2	0	0	0	0	2	0	0	0	0	0	0	0	0	0	0	0
OR	0	0	1	1	0	0	0	0	1	0	0	0	0	0	0	0	0	1	0	0

### Hot Spot Summary ToC

Year	Month	Level 5	Level 5 %	Level 4	Level 4 %	Level 3	Level 3 %	Level 2	Level 2 %	Level 1	Level 1 %	Level 0	Level 0 %	Levels 1 - 5	Levels 1 - 5 %
2024	October (Partial)	0	0.00%	0	0.00%	0	0.00%	1	33.33%	0	0.00%	0	0.00%	1	33.33%
2024	May	0	0.00%	0	0.00%	1	33.33%	0	0.00%	0	0.00%	0	0.00%	1	33.33%



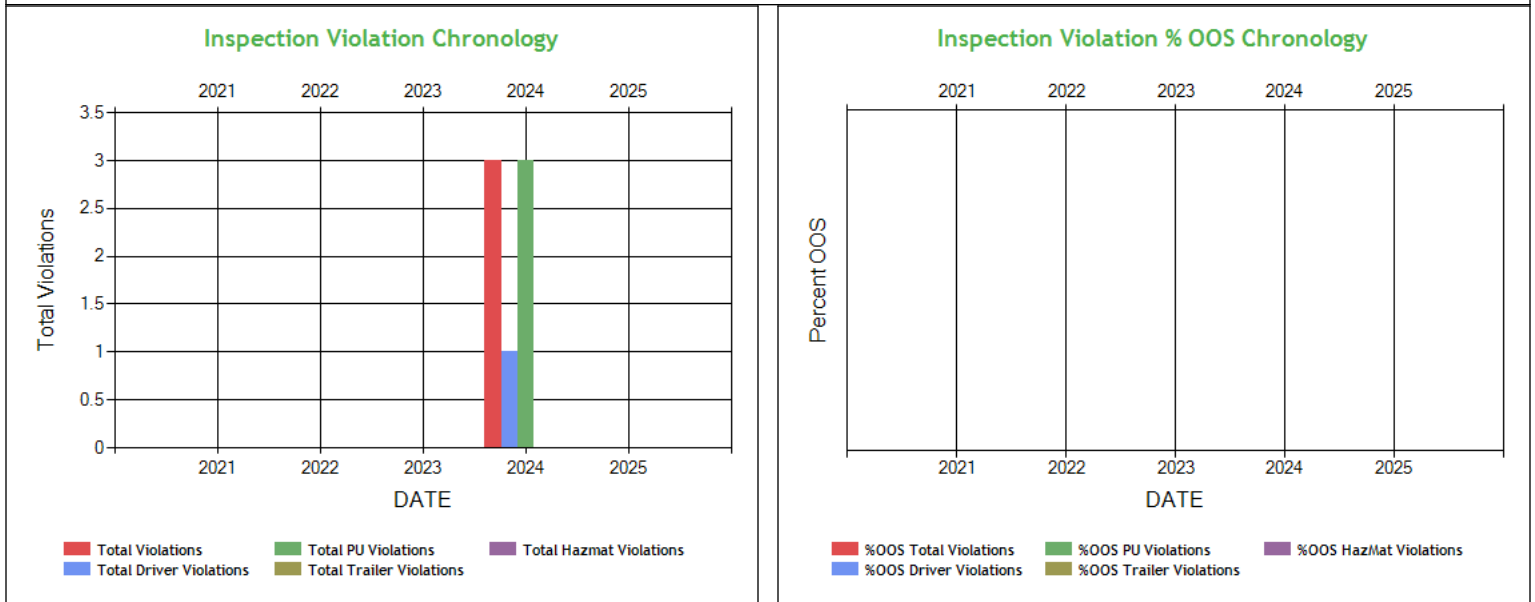
2024	March	0	0.00%	0	0.00%	0	0.00%	0	0.00%	0	0.00%	1	33.33%	0	0.00%
<b>Totals</b>		0	0.00%	0	0.00%	1	33.33%	1	33.33%	0	0.00%	1	33.33%	2	66.66%

### Hot Spot Analysis

State	County	Level	Count	Percentage
CA	Merced	3	1	33.33%
CA	Tehama	2	1	33.33%

Report generated using the last 12 full months of inspection data

### Inspection Violation % OOS Chronology - Chart [ToC](#)

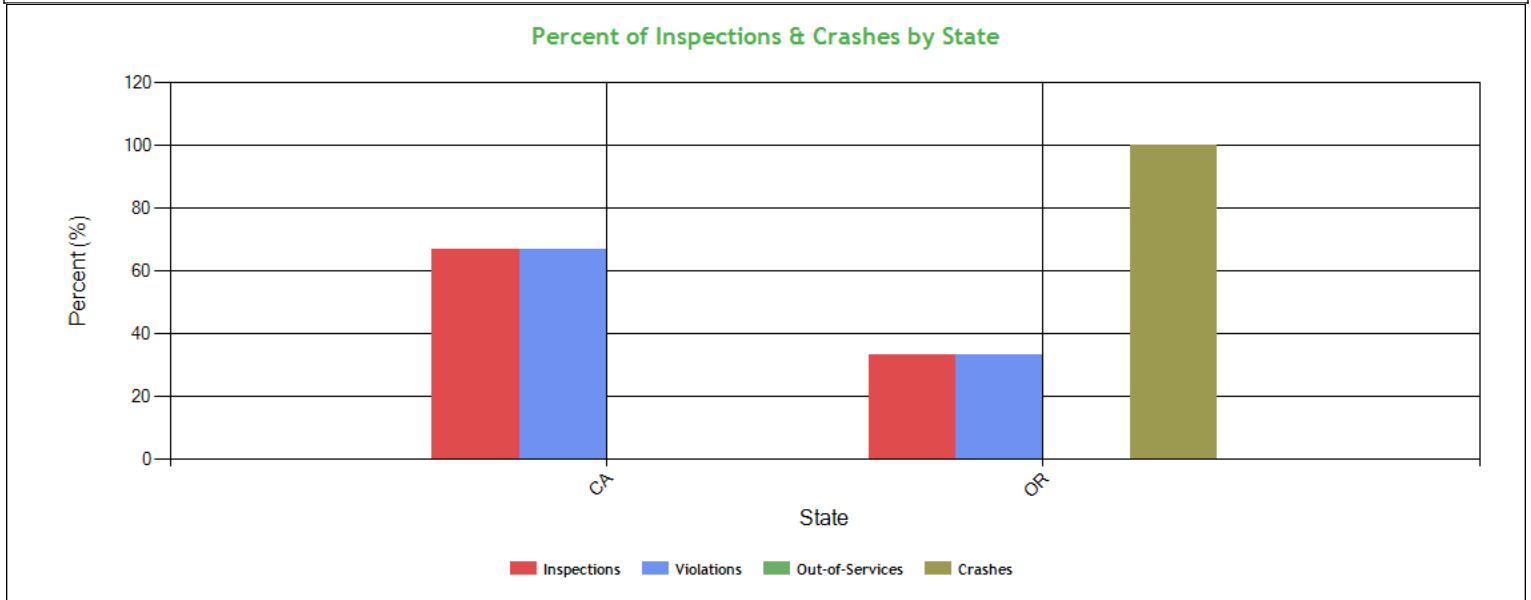


### Inspection Violation % OOS Chronology - Table [ToC](#)

	2021	2022	2023	2024	2025
Total Violations	0	0	0	3	0
Total Out Of Services	0	0	0	0	0
%OOS Total Violations	0	0	0	0	0
Total Driver Violations	0	0	0	1	0
Total Driver Out Of Services	0	0	0	0	0
%OOS Driver Violations	0	0	0	0	0
Total PU Violations	0	0	0	3	0
Total PU Out Of Services	0	0	0	0	0
%OOS PU Violations	0	0	0	0	0
Total Trailer Violations	0	0	0	0	0
Total Trailer Out Of Services	0	0	0	0	0
%OOS Trailer Violations	0	0	0	0	0
Total Hazmat Violations	0	0	0	0	0
Total Hazmat Out Of Services	0	0	0	0	0
%OOS HazMat Violations	0	0	0	0	0



**Percent of Insp & Crash by State - Chart ToC**



**Percent of Insp & Crash by State - Table (based on Inspection data from the last 4 years) ToC**

State	Inspections		Violations		Out-of-Services		Crashes	
	Total	Percent	Total	Percent	Total	Percent	Total	Percent
	6	100	3	100	0	100	1	100
CA	4	66.7	2	66.7	0	0	0	0
OR	2	33.3	1	33.3	0	0	1	100

**VIN Insp Summary by State (based on inspection from the last 2 years) ToC**

VIN	Insp	Viol Pts	Counts in each State			
			CA		OR	
			Insp	Viol Pts	Insp	Viol Pts
<b>TOTALS</b>	<b>12/20*</b>	<b>6/10**</b>	<b>4</b>	<b>3</b>	<b>2</b>	<b>7</b>
4V4NC9EJ8GN958114	6	10	4	3	2	7
1UYVS2539FU279305	4	0	3	0	1	0

\*<Total number of inspections for these 2 VIN(s)>/n<Total number of inspections for these 2 state(s)>

\*\*<Total severity sum for these 2 VIN(s)>/n<Total severity sum for these 2 state(s)>

**Violations By Unit Type ToC**

**# of Violations: 3 Total Severity: 10 based on inspections in the last 2 years**

<b>Violation Unit: Driver</b>	<b># of Violations: 1</b>	<b>Total Severity: 7</b>	<b>% of Total: 70%</b>
Viol. Group: Hours	# of Violations: 1	Total Severity: 7	% of Total: 70%
Violation	Number of Occurrences	Viol. Severity	Total Severity
395.3A2PROP:Driving beyond 14 hour duty period (Property carry	1	7	7
<b>Violation Unit: Power Unit</b>	<b># of Violations: 2</b>	<b>Total Severity: 3</b>	<b>% of Total: 30%</b>
Viol. Group: Reflective Sheeting	# of Violations: 1	Total Severity: 3	% of Total: 30%
Violation	Number of Occurrences	Viol. Severity	Total Severity
393.11TT:No retrorreflective sheeting/reflex reflectors - Tr	1	3	3
Viol. Group: Not used in SMS Calculation	# of Violations: 1	Total Severity: 0	% of Total: 0%
392.2:Operating a commercial motor vehicle not in accord	1	0	0



Equipment Ownership <a href="#">ToC</a> Equipment Ownership (based on MCS-150 dated 10/14/2024)					
	Trucks	Tractors	Trailers	Motor Coaches	Vans
Owned	0	1	0	0	0
Term Leased	0	0	1	0	0
Trip Leased	0	0	0	0	0
Total No.	0	1	1	0	0

Equipment Details Power Units <a href="#">ToC</a>									
VIN	Latest Insp Date	Year	Make	Model	Body Class	Body Type	Axles	Len	Fuel Type
4V4NC9EJ8GN958114	10/07/2024	2016	VOLVO	VNL	Truck-Tractor	-	-	-	Diesel

Equipment Details Trailers									
VIN	Latest Insp Date	Year	Make	Model	Body Class	Body Type	Axles	Len	Fuel Type
1UYVS2539FU279305	10/07/2024	2015	UTILITY	Utility Trailer Manufacturer	Trailer	Van Trailer	2	53	-

Vehicle Age <a href="#">ToC</a>				
Year	# Power Units	PU Percentage	# Trailers	Trailres Percentage
2016	1	100.00%	0	0.00%
2015	0	0.00%	1	100.00%

Based on 24 months of inspection data, see the live report for more options

States of Power Unit Registrations <a href="#">ToC</a>		
State	CA	OR
Number of Power Units	1	1

Equipment Acquisitions - Table <a href="#">ToC</a>						
	Power Units inspected for 1st time in past 12 months	Power Units inspected for 1st time in past 24 months	Power Units inspected during entire date range	Trailers inspected for 1st time in past 12 months	Trailers inspected for 1st time in past 24 months	Trailers inspected during entire date range
Unique VINs	1	1	1	1	1	1
Unique License Plates	1	1	1	1	1	1
License Plate States	1	1	1	1	1	1

Driver Details <a href="#">ToC</a> Driver Details (based on MCS-150 dated 10/14/2024)			
	Within 100 mi	Beyond 100 mi	TOTAL
# Drivers Interstate	0	1	1
# Drivers Intrastate	0	0	0
TOTAL	0	1	/

Avg. # Trip Lease Drivers/Mo: 0 # Drivers Grand Total: 1 # Drivers Commercially Licensed: 1



**Shared VIN Summary**   **ToC**

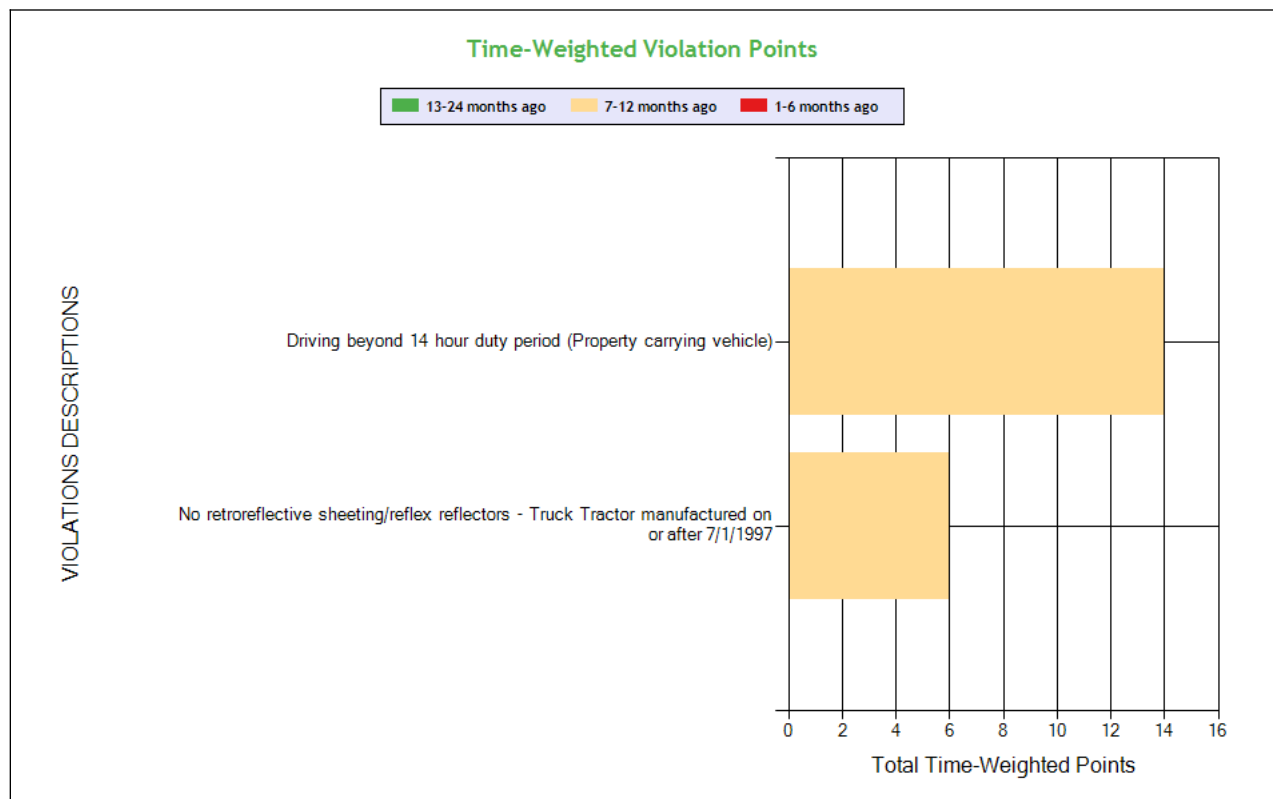
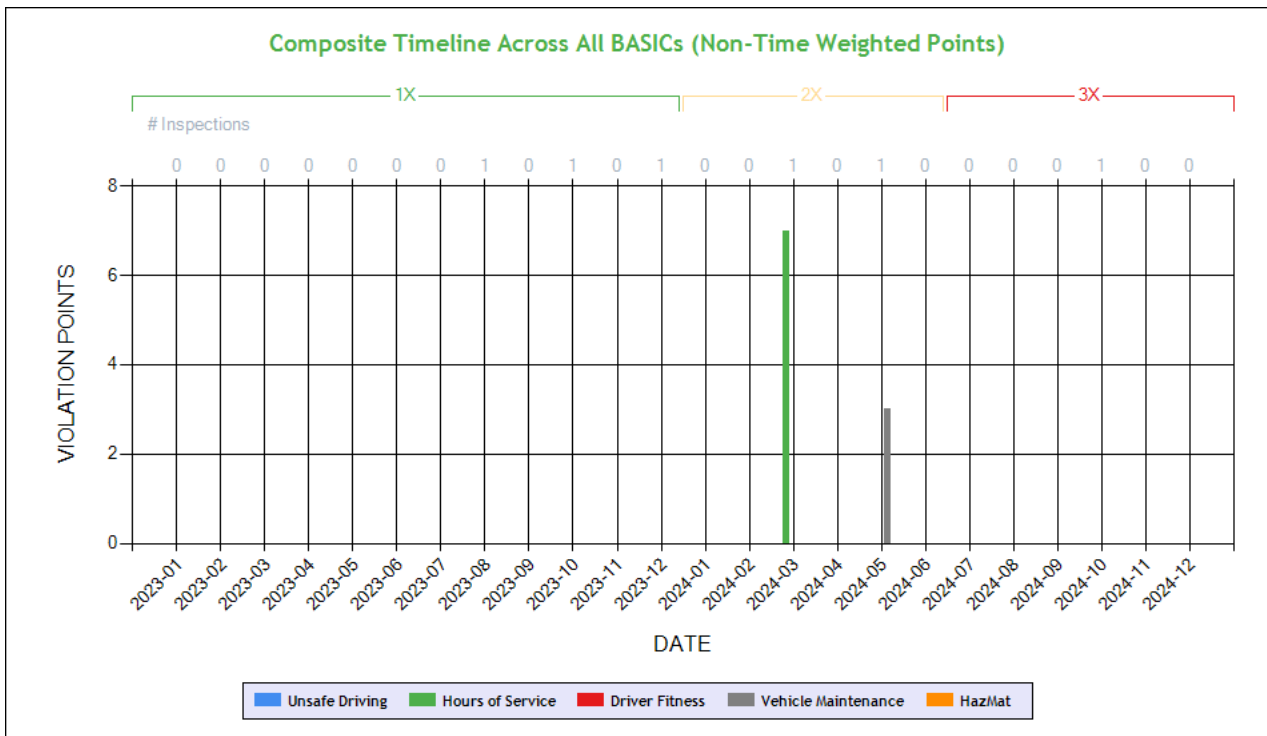
No Data

**SHIPPERS DETAIL**   **ToC** based on Inspection results for the last 4 years

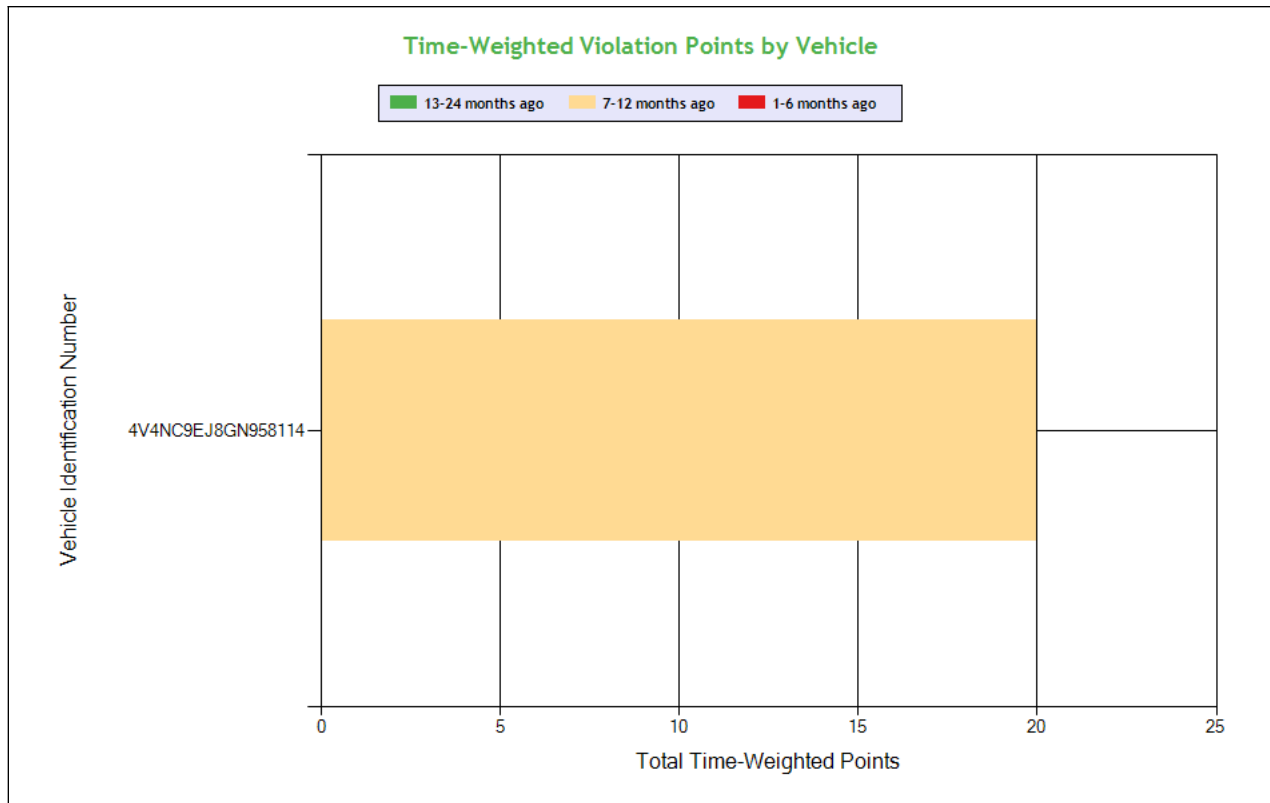
Shipper Name	Number of Inspections	Shipper Name	Number of Inspections
No Shipper listed	5	CG ROXANE WATER CO	1



## Carrier Underwriting Report Safety Summary ToC







See the Excel file for the complete analysis

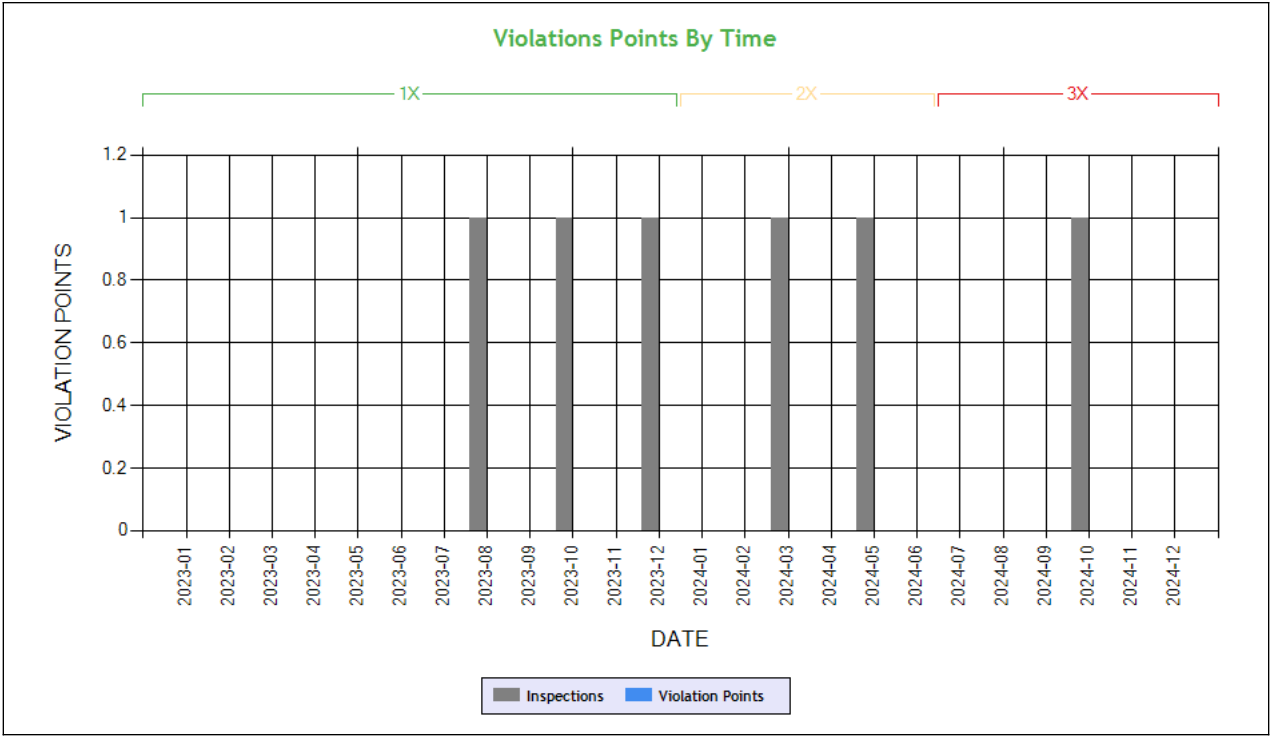
# Violations is in (1-6/7-12/13-24mo)

Shaded = Out Of Service Violation				
Violation Group			Hours	Reflective Sheeting
Violation Description	Total Time-weighted Points by VIN	% of Total Time-weighted Points by VIN	Driving beyond 14 hour duty period (Property carrying vehicle)	No retroreflective sheeting/reflex reflectors - Truck Tractor manufactured on or after 7/1/1997
Driver Resp			Yes	Yes
<b>Total Time-weighted Points</b>			14	6
<b>% Total Time-Wt Pts</b>			70.0	30.0
<b>4V4NC9EJ8GN958114</b>	<b>20</b>	<b>100</b>	<b>14 (0/1/0)</b>	<b>6 (0/1/0)</b>



**SAFETY ANALYSIS    ToC**

**Unsafe Driving**

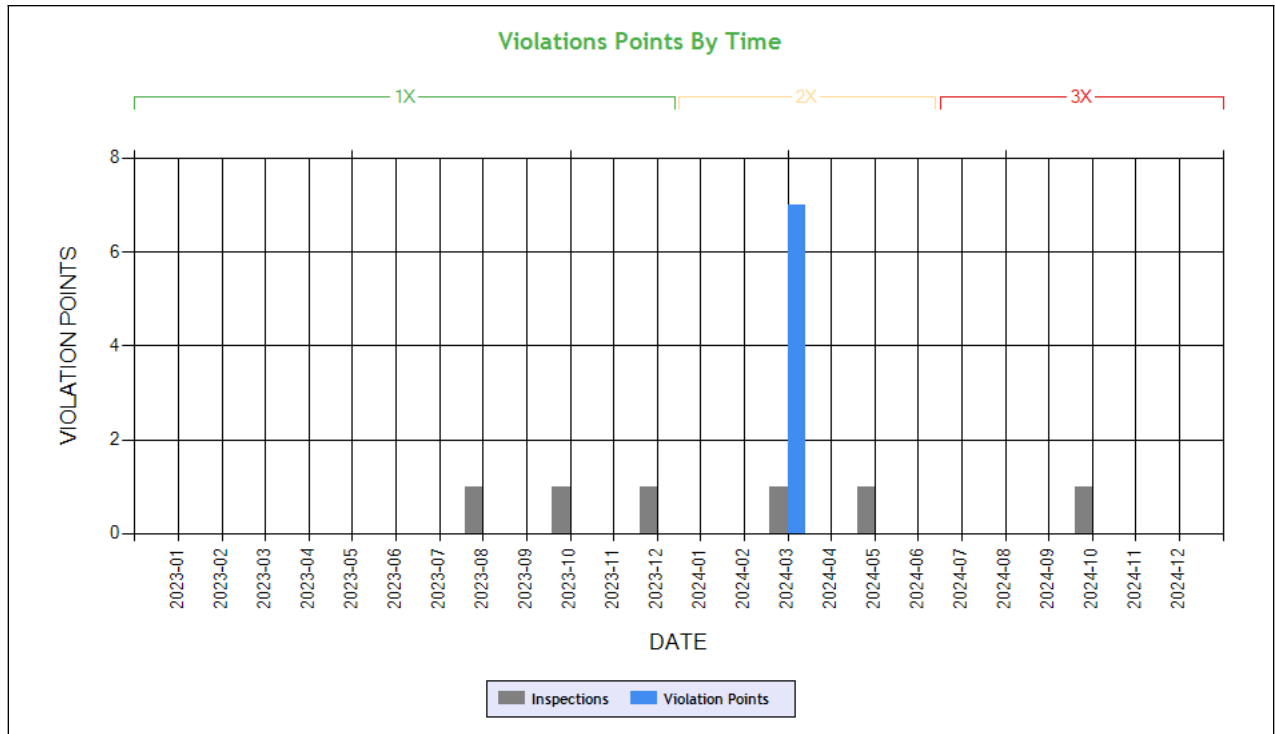


Time-Weighted Violation Points - no data available to draw a chart  
Time-Weighted Severity Points by Vehicle - no data available to draw a chart

See the Excel file for the complete analysis # Violations is in (1-6/7-12/13-24mo)

Shaded = Out Of Service Violation		
Violation Group		
Violation Description	Total Time-weighted Points by VIN	% of Total Time-weighted Points by VIN
Driver Resp		
Total Time-weighted Points		
% Total Time-Wt Pts		

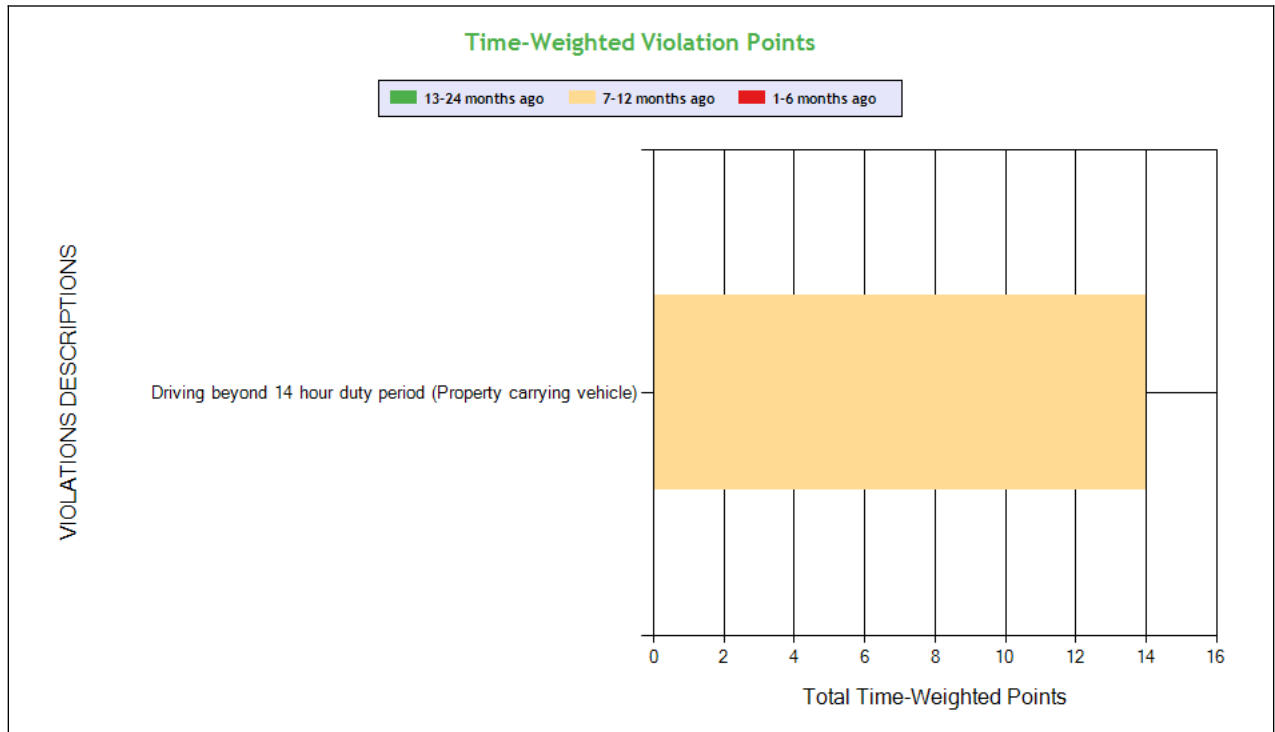
**HOS Compliance**



**Carrier Software**  
 1-800-646-5152  
 info@CarrierSoftware.com

**CONFIDENTIAL - Intended for use by Amerigo Insurance Agency - Date: 1/27/2025**

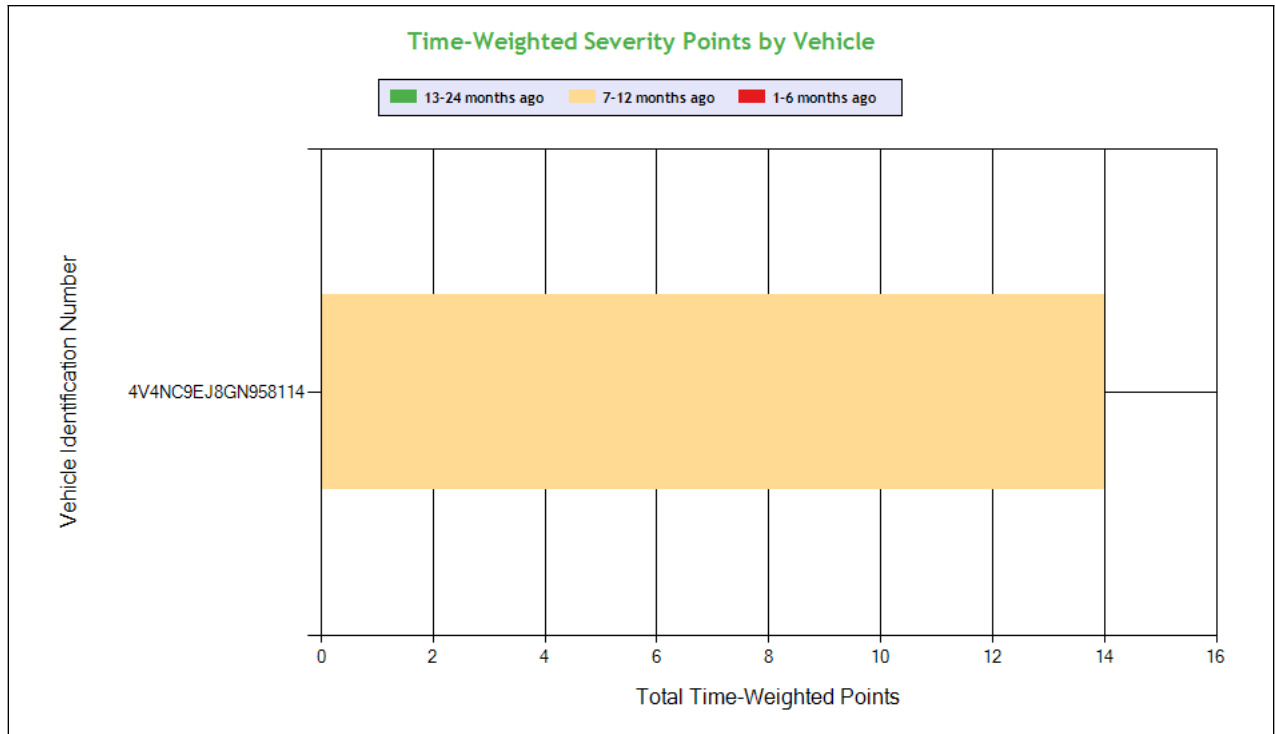
**ASKH TRUCKING INC - DOT# 4016410 / MC1513717**



See the Excel file for the complete analysis

# Violations is in (1-6/7-12/13-24mo)

Shaded = Out Of Service Violation



**Carrier Software**  
 1-800-646-5152  
 info@CarrierSoftware.com

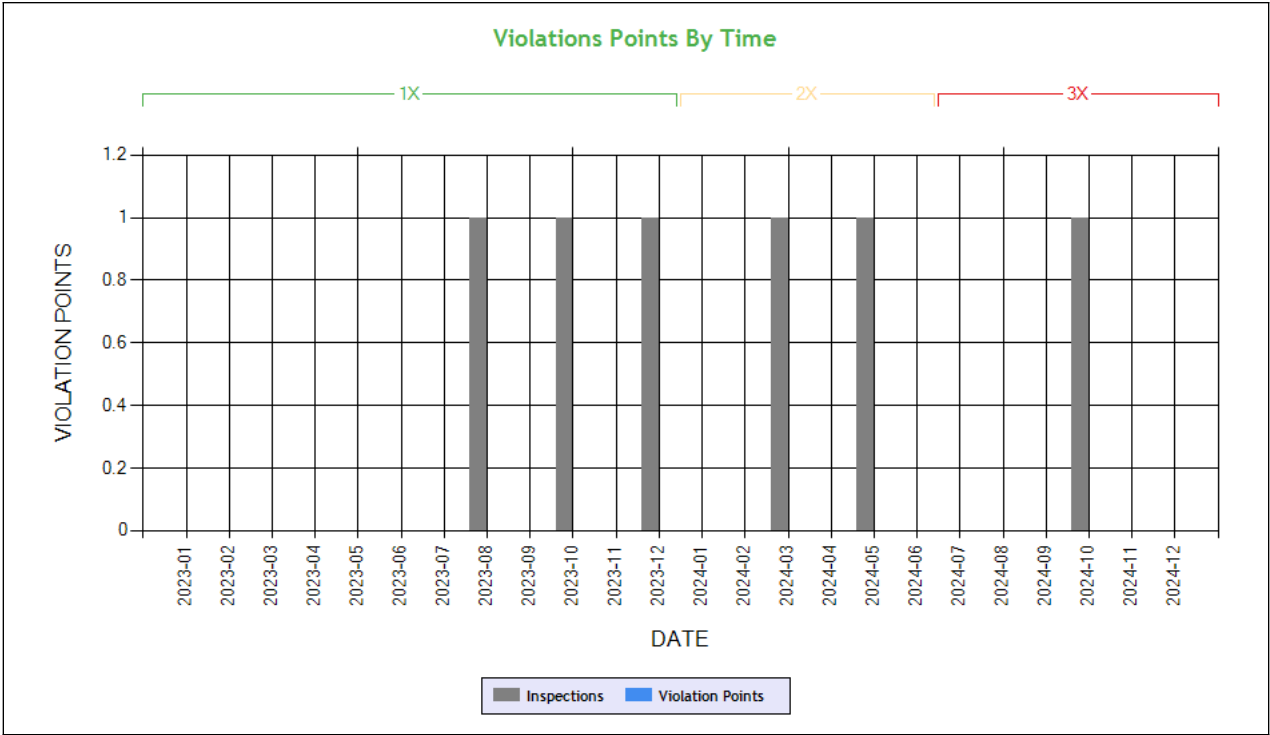
**CONFIDENTIAL - Intended for use by Amerigo Insurance Agency - Date: 1/27/2025**

**ASKH TRUCKING INC - DOT# 4016410 / MC1513717**

Violation Group			Hours
Violation Description	Total Time-weighted Points by VIN	% of Total Time-weighted Points by VIN	Driving beyond 14 hour duty period (Property carrying vehicle)
Driver Resp			Yes
Total Time-weighted Points			14
% Total Time-Wt Pts			100
4V4NC9EJ8GN958114	14	100	14 (0/1/0)



**Driver Fitness**



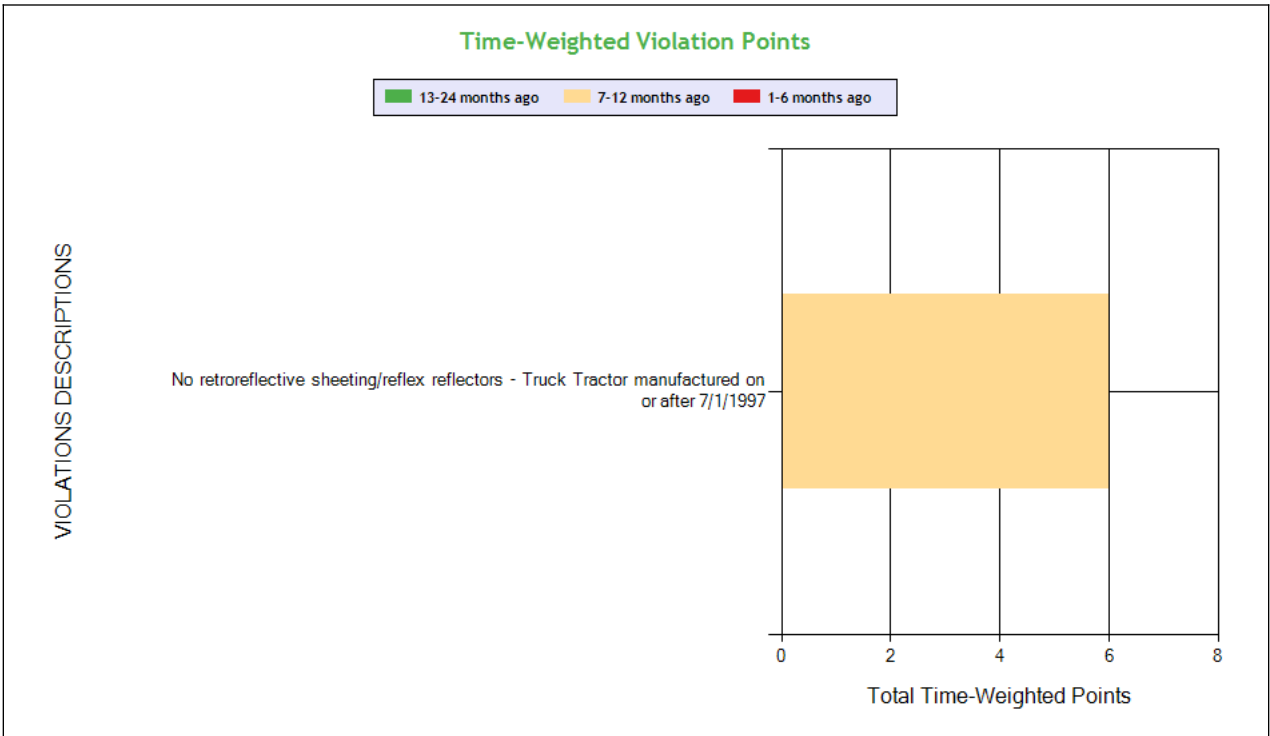
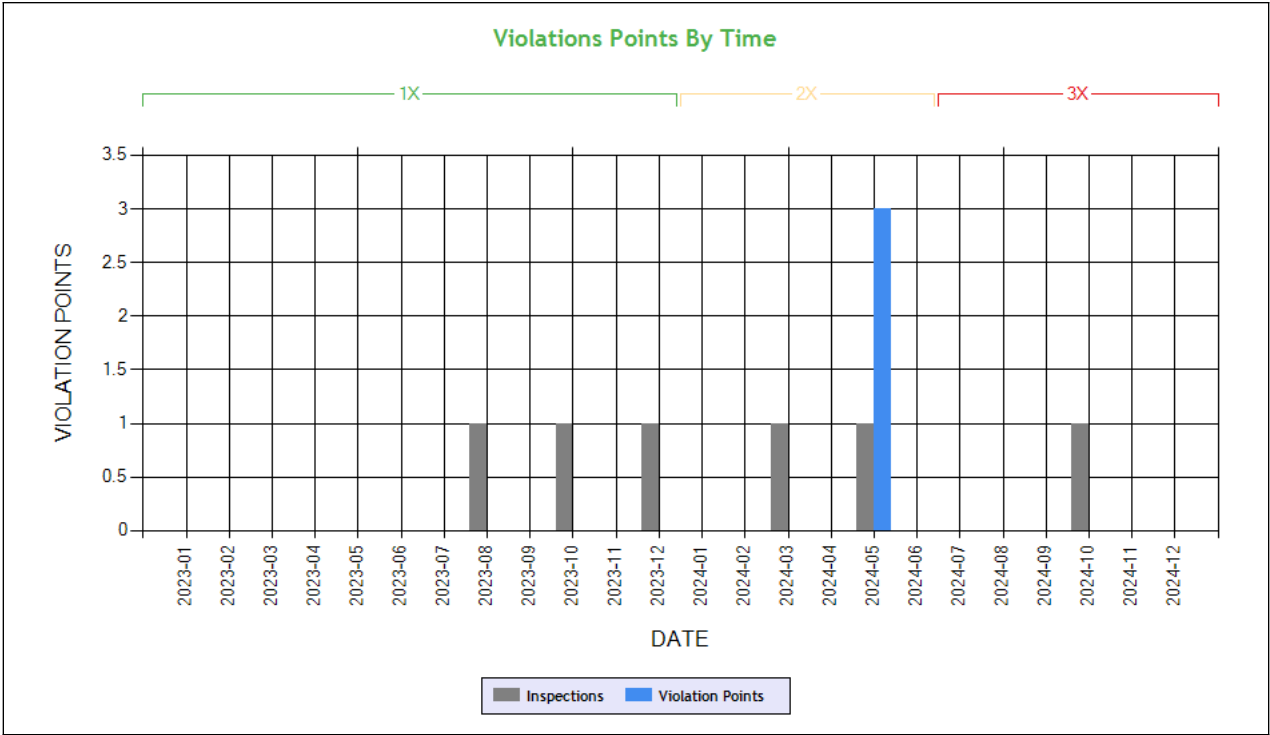
**Time-Weighted Violation Points - no data available to draw a chart**  
**Time-Weighted Severity Points by Vehicle - no data available to draw a chart**

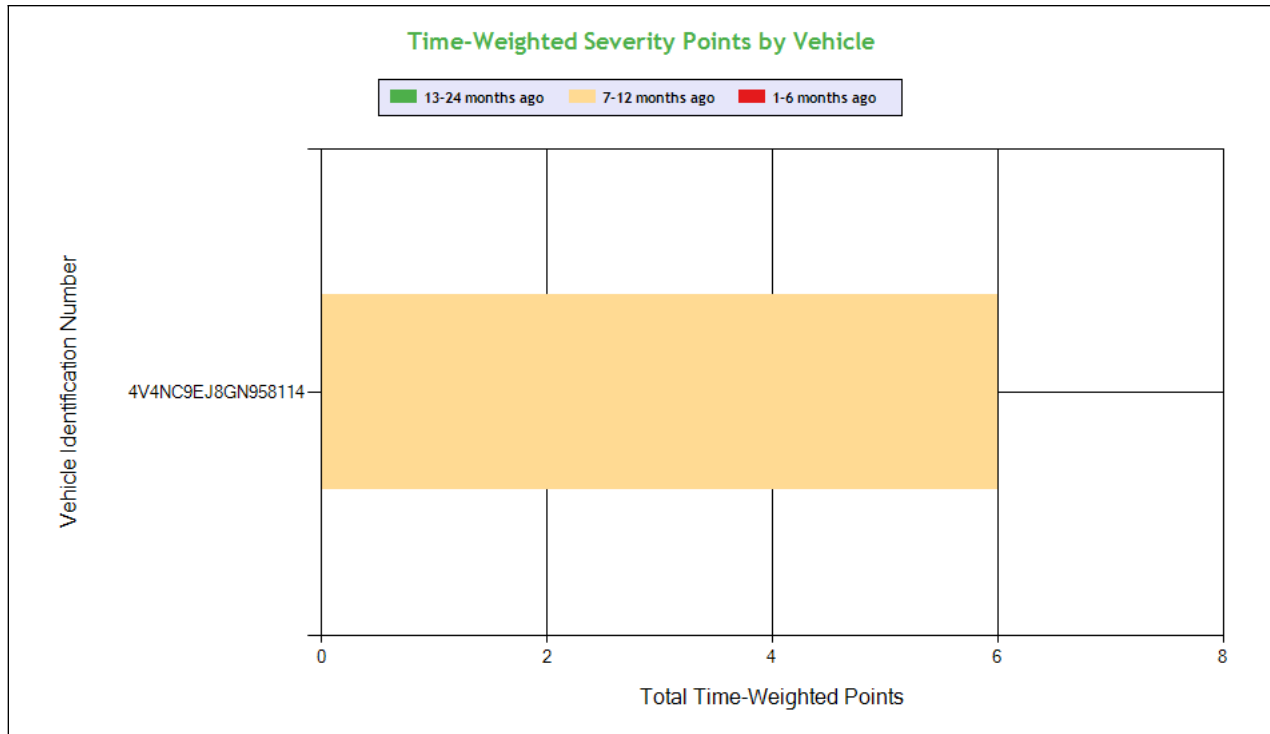
See the Excel file for the complete analysis # Violations is in (1-6/7-12/13-24mo)

Shaded = Out Of Service Violation		
Violation Group		
Violation Description	Total Time-weighted Points by VIN	% of Total Time-weighted Points by VIN
Driver Resp		
Total Time-weighted Points		
% Total Time-Wt Pts		



Vehicle Maintenance





**Carrier Software**  
 1-800-646-5152  
 info@CarrierSoftware.com

**CONFIDENTIAL - Intended for use by Amerigo Insurance Agency - Date: 1/27/2025**

**ASKH TRUCKING INC - DOT# 4016410 / MC1513717**

See the Excel file for the complete analysis

# Violations is in (1-6/7-12/13-24mo)

Shaded = Out Of Service Violation			
Violation Group			Reflective Sheeting
Violation Description	Total Time-weighted Points by VIN	% of Total Time-weighted Points by VIN	No retroreflective sheeting/reflex reflectors - Truck Tractor manufactured on or after 7/1/1997
Driver Resp			Yes
Total Time-weighted Points			6
% Total Time-Wt Pts			100
4V4NC9EJ8GN958114	6	100	6 (0/1/0)

#### COLOR CODED CRASH TABLE ToC

Color KEY	Color Code		
	Green	Orange	Red
Citation	No	Unknown	Yes
HazMat Release	No		Yes
Tow Away	No	Yes	
Time Weight	1	2	3
Severity Weight	1		2-3
Injuries	0	1-2	3 or more
Fatalities	0		1 or more
Vehicles in Crash	0-1	2	3 or more
Light Condition	Daylight	Dawn; Dusk	Dark- Not Lighted; Dark-Lighted; Dark- Unknown Roadway Lighting
Road Surface	Dry	Wet; Water(Standing, Moving); Slush	Snow; Ice; Sand; Mud; Dirt; Oil or Gravel
Weather Condition	No Adverse Conditions	Rain; Sleet; Blowing Sand; Soil, Dirt Or Snow	Snow; Fog; Severe Crosswinds



	Driver Name
4V4NC9EJ8GN958114	VIN
1	Time Weight
1	Severity Weight
0	Fatalities
0	Injuries
No	Citation
Wet	Road Surface Condition
Rain	Weather Condition
Daylight	Light Condition
Y	Tow-Away
	HM Released
2	Vehicles In Crash
Seq. #1: Collision involving motor vehicle in transport;	Sequence of Events
OR	Crash State
OR2023400155	Report Number
10/9/2023	Date
Tractor/Semitrailer	Vehicle Configuration
Van/Enclosed Box	Cargo Body Type
43	Driver Age
CA	Driver License State

**INSPECTIONS WITH SHARED EQUIPMENT:**  
**No Data**





**LEGEND**

**Vehicle Information**

Inspection for DOT # being analyzed

Inspection for Different DOT #

Crash Information for specific VIN

**INSPECTION DETAILS for ALL Inspections**

PDF shows the first 100 Power Unit & Trailer VINs with most recent inspections using data from the last 4 years

**POWER UNIT Inspections Section**

VIN: 4V4NC9EJ8GN958114				Unit: Truck Tractor		Year: 2016	Make: VOLVO	
Crash Report No.	DOT	Date	State	Fatalities	Injuries	Tow Away	Vehicles Involved	
OR2023400155	4016410	10/09/2023	OR	0	0	Yes	2	
DOT No: 4016410		Docket No: MC1513717		Name: ASKH TRUCKING INC			Interstate: Yes	
Date	Unit License	Unit Lic State	Violation Unit	Violation Description		Severity	OOS	Citation
10/07/2024	WP74210	CA	-	-		-	-	-
05/15/2024	WP74210	CA	1	392.2 - Operating a commercial motor vehicle not in accordance with the laws, ordinances, and regulations of the jurisdiction in which it is being operated - Unsafe Driving		0	No	MJ51148
05/15/2024	WP74210	CA	1	393.11TT - No retroreflective sheeting/reflex reflectors - Truck Tractor manufactured on or after 7/1/1997		3	No	VERBAL
03/05/2024	WP74210	CA	D	395.3A2PROP - Driving beyond 14 hour duty period (Property carrying vehicle)		7	No	
12/11/2023	WP74210	CA	-	-		-	-	-
10/17/2023	WP74210	CA	-	-		-	-	-
08/03/2023	WP74210	CA	-	-		-	-	-
DOT No: 3073694		Docket No: MC62663		Name: BULLET EXPRESS LINE INC			Interstate: Yes	
Date	Unit License	Unit Lic State	Violation Unit	Violation Description		Severity	OOS	Citation
10/24/2022	WP74210	CA	-	-		-	-	-
10/09/2022	WP74210	CA	-	-		-	-	-
05/24/2022	WP74210	CA	-	-		-	-	-
05/17/2022	WP74210	CA	-	-		-	-	-
12/21/2021	WP74210	CA	-	-		-	-	-
07/31/2021	WP74210	CA	-	-		-	-	-
07/22/2021	WP74210	CA	-	-		-	-	-
02/18/2021	WP74210	CA	-	-		-	-	-
01/25/2021	WP74210	CA	-	-		-	-	-
DOT No: 1276446		Docket No: MC496497		Name: TOP CARRIERS LLC			Interstate: Yes	
Date	Unit License	Unit Lic State	Violation Unit	Violation Description		Severity	OOS	Citation
12/26/2019	WP74210	CA	-	-		-	-	-
11/08/2019	WP74210	CA	-	-		-	-	-
07/06/2019	WP74210	CA	-	-		-	-	-
05/24/2019	WP74210	CA	-	-		-	-	-
04/08/2019	WP74210	CA	-	-		-	-	-
02/08/2019	WP74210	CA	-	-		-	-	-
11/18/2018	WP74210	CA	-	-		-	-	-
05/01/2018	WP74210	CA	-	-		-	-	-
12/06/2017	WP74210	CA	-	-		-	-	-
06/07/2017	WP74210	CA	-	-		-	-	-
01/13/2017	WP74210	CA	-	-		-	-	-
10/30/2016	WP74210	CA	-	-		-	-	-
DOT No: 1782107		Docket No: MC649791		Name: BULLET EXPRESS INC			Interstate: Yes	



Date	Unit License	Unit Lic State	Violation Unit	Violation Description	Severity	OOS	Citation
05/22/2016	WP74210	CA	-	-	-	-	-
04/19/2016	WP74210	CA	-	-	-	-	-
02/15/2016	WP74210	CA	-	-	-	-	-

### TRAILER Inspections Section

VIN: 4V4NC9EJ8GN958114		Unit: Truck Tractor			Year: 2016	Make: VOLVO	
Crash Report No.	DOT	Date	State	Fatalities	Injuries	Tow Away	Vehicles Involved
OR2023400155	4016410	10/09/2023	OR	0	0	Yes	2
DOT No: 4016410		Docket No: MC1513717		Name: ASKH TRUCKING INC		Interstate: Yes	
Date	Unit License	Unit Lic State	Violation Unit	Violation Description	Severity	OOS	Citation
10/07/2024	WP74210	CA	-	-	-	-	-
05/15/2024	WP74210	CA	1	392.2 - Operating a commercial motor vehicle not in accordance with the laws, ordinances, and regulations of the jurisdiction in which it is being operated - Unsafe Driving	0	No	MJ51148
05/15/2024	WP74210	CA	1	393.11TT - No retroreflective sheeting/reflex reflectors - Truck Tractor manufactured on or after 7/1/1997	3	No	VERBAL
03/05/2024	WP74210	CA	D	395.3A2PROP - Driving beyond 14 hour duty period (Property carrying vehicle)	7	No	
12/11/2023	WP74210	CA	-	-	-	-	-
10/17/2023	WP74210	CA	-	-	-	-	-
08/03/2023	WP74210	CA	-	-	-	-	-
DOT No: 3073694		Docket No: MC62663		Name: BULLET EXPRESS LINE INC		Interstate: Yes	
Date	Unit License	Unit Lic State	Violation Unit	Violation Description	Severity	OOS	Citation
10/24/2022	WP74210	CA	-	-	-	-	-
10/09/2022	WP74210	CA	-	-	-	-	-
05/24/2022	WP74210	CA	-	-	-	-	-
05/17/2022	WP74210	CA	-	-	-	-	-
12/21/2021	WP74210	CA	-	-	-	-	-
07/31/2021	WP74210	CA	-	-	-	-	-
07/22/2021	WP74210	CA	-	-	-	-	-
02/18/2021	WP74210	CA	-	-	-	-	-
01/25/2021	WP74210	CA	-	-	-	-	-
DOT No: 1276446		Docket No: MC496497		Name: TOP CARRIERS LLC		Interstate: Yes	
Date	Unit License	Unit Lic State	Violation Unit	Violation Description	Severity	OOS	Citation
12/26/2019	WP74210	CA	-	-	-	-	-
11/08/2019	WP74210	CA	-	-	-	-	-
07/06/2019	WP74210	CA	-	-	-	-	-
05/24/2019	WP74210	CA	-	-	-	-	-
04/08/2019	WP74210	CA	-	-	-	-	-
02/08/2019	WP74210	CA	-	-	-	-	-
11/18/2018	WP74210	CA	-	-	-	-	-
05/01/2018	WP74210	CA	-	-	-	-	-
12/06/2017	WP74210	CA	-	-	-	-	-
06/07/2017	WP74210	CA	-	-	-	-	-
01/13/2017	WP74210	CA	-	-	-	-	-
10/30/2016	WP74210	CA	-	-	-	-	-
DOT No: 1782107		Docket No: MC649791		Name: BULLET EXPRESS INC		Interstate: Yes	
Date	Unit License	Unit Lic State	Violation Unit	Violation Description	Severity	OOS	Citation
05/22/2016	WP74210	CA	-	-	-	-	-
04/19/2016	WP74210	CA	-	-	-	-	-
02/15/2016	WP74210	CA	-	-	-	-	-



### Inspection Summary By Month (based on inspections from the last 4 years) [ToC](#)

Year-Month	Number of Inspections	Number of Power Units	Total Violations	Total OOS Inspections	Total Severity Points	Number of Crashes
2024-10	1	1	0	0	0	0
2024-05	1	1	2	0	3	0
2024-03	1	1	1	0	7	0
2023-12	1	1	0	0	0	0
2023-10	1	1	0	0	0	1
2023-08	1	1	0	0	0	0

Note: The most recent month's counts may not include all the inspections for that month.

### VIN Inspection Violation Details [ToC](#)

# of VINs: 2 # of Insp: 4 Severity Weight: 20 Avg. Weight/VIN: 5.0 (based on inspections in the last 4 years, showing top 50 VINs inspected most recently)

VIN 1UYVS2539FU279305		# of Inspections: 2		Total Severity: 10		Percentage of Total: 50.00%		Avg. Weight Per Inspection: 5.0	
Inspection Date	Inspection ID	Inspection State	Location Description	Total Severity	# of Violations	Shipper Name	Inspection Level	Post Accident	Out of Service
05/15/2024	81622590	CA	S/B SANTA NELLA CVEF	3	1		2	No	No
BASIC		Unit Type		Severity		Description		Out of Service	
Vehicle Maintenance		Semi Trailer		3		393.11TT:No retroreflective sheeting/reflex reflectors - Tr		No	
Inspection Date	Inspection ID	Inspection State	Location Description	Total Severity	# of Violations	Shipper Name	Inspection Level	Post Accident	Out of Service
03/05/2024	81050369	OR	WOODBURN POE	7	1		3	No	No
BASIC		Unit Type		Severity		Description		Out of Service	
Hours-Of-Service Compliance		Semi Trailer		7		395.3A2PROP:Driving beyond 14 hour duty period (Property carry		No	
VIN 4V4NC9EJ8GN958114		# of Inspections: 2		Total Severity: 10		Percentage of Total: 50.00%		Avg. Weight Per Inspection: 5.0	
Inspection Date	Inspection ID	Inspection State	Location Description	Total Severity	# of Violations	Shipper Name	Inspection Level	Post Accident	Out of Service
05/15/2024	81622590	CA	S/B SANTA NELLA CVEF	3	2		2	No	No
BASIC		Unit Type		Severity		Description		Out of Service	
Vehicle Maintenance		Truck Tractor		3		393.11TT:No retroreflective sheeting/reflex reflectors - Tr		No	
Unsafe Driving		Truck Tractor		0		392.2:Operating a commercial motor vehicle not in accord		No	
Inspection Date	Inspection ID	Inspection State	Location Description	Total Severity	# of Violations	Shipper Name	Inspection Level	Post Accident	Out of Service
03/05/2024	81050369	OR	WOODBURN POE	7	1		3	No	No
BASIC		Unit Type		Severity		Description		Out of Service	
Hours-Of-Service Compliance		Truck Tractor		7		395.3A2PROP:Driving beyond 14 hour duty period (Property carry		No	

### Inspection History [ToC](#)

Inspection Date	Report Number	Report State	Plate Number	Plate State	Type	Severity Weight	Time Weight
10/07/2024	UD34000793	CA	WP74210	CA	Truck Tractor		3
05/15/2024	UFWH000651	CA	WP74210	CA	Truck Tractor		2
4V4NC9EJ8GN958114 - Power Unit - Unsafe Driving Violation: 392.2Operating a commercial motor vehicle not in accordance with the laws, ordinances, and regulations of the jurisdiction in which it is being operated - Unsafe Driving						0	
4V4NC9EJ8GN958114 - Power Unit - Vehicle Maintenance Violation: 393.11TTNo retroreflective sheeting/reflex reflectors - Truck Tractor manufactured on or after 7/1/1997						3	
03/05/2024	AADS004285	OR	WP74210	CA	Truck Tractor		2
4V4NC9EJ8GN958114 - Power Unit - Hours-Of-Service Violation: 395.3A2PROPDriving beyond 14 hour duty period (Property carrying vehicle)						7	
12/11/2023	AADG010280	OR	WP74210	CA	Truck Tractor		1
10/17/2023	UDFU002866	CA	WP74210	CA	Truck Tractor		1
08/03/2023	NCRM005148	CA	WP74210	CA	Truck Tractor		1

Only the first 20 inspections are shown. See the live report for more data.