



Table of Contents

1. Overview	2. BASIC Scores History
3. BASIC Measures	4. KPI: BASIC Measures by Cargo Group
5. Estimated ISS Score	6. Investigation Results
7. Penalties History	8. Acute Critical Violations
9. Red Flag Violation Details	10. DOT Registration Information
11. DOT MCS-150 History	12. Crash Summary
13. Inspection Summary	14. KPI: Inspection Viol OOS Rates by Cargo Group
15. FHWA Registration Information	16. FHWA Insurance Information
17. FHWA Authorities	18. Severe Violations
19. Violation Report	20. Violation Summary
21. Violation Enforcement Chronology	22. Inspection Violations & OOS Counts
23. Radius Of Operation	24. Inspection & Crash Locations
25. Cargo Hot Spots	26. Inspection Violations & OOS Chronology
27. Percent of Insp & Crash by State	28. VIN Insp Summary by State
29. Violations By Unit Type	30. Equipment Ownership
31. Equipment Details	32. Vehicle Age
33. States of Power Unit Registrations	34. Equipment Acquisitions
35. Driver Details	36. Shared VIN Summary
37. Shipper Table	38. Safety Summary
39. Safety Details	40. Crash Detail Color Coded
41. Inspections with Shared Equipment	42. Inspection Tabular Details
43. Inspection Summary By Month	44. VIN Inspection Violation Details
45. Inspection History	



Business Address

4532 W PALO ALTO AVE APT 102
FRESNO, CA
93722

Contact Info

(559)-991-7440

RMTTRANSPORT23@GMAIL.COM

FHWA Address

4532 W PALO ALTO AVE APT 102
FRESNO, CA, 93722
Phone: (559)-991-7440

Mailing Address

4460 W SHAW AVE PMB 304
FRESNO, CA
93722-6210

Overview ToC

Operating Status: AUTHORIZED FOR Property
2 other companies viewed this DOT in the past two months
Crash/PU ratio: 0.0%
Clean Inspection ratio: 50.0%

Estimated BASIC Scores (as of 1/31/2025)

	Unsafe Driving	Hours of Service	Driver Fitness	Controlled Sub. and Alcohol	Vehicle Maintenance	HM Compliance	Crash
Relative Scores	0% ○	0% ⬆	0% ○	0% ○	0% ⊖	0% ○	0% ○
Alert Status	No	No	No	No	No	No	No



Estimated Inspection Selection System (ISS) Score: 1
Category: Pass

BASIC Scores History - Unsafe Driving ToC

There are no Scores for this BASIC

BASIC Scores History - Hours of Service ToC

There are no Scores for this BASIC

BASIC Scores History - Driver Fitness ToC

There are no Scores for this BASIC

BASIC Scores History - Controlled Substance ToC

There are no Scores for this BASIC



BASIC Scores History - Vehicle Maintenance ToC

There are no Scores for this BASIC

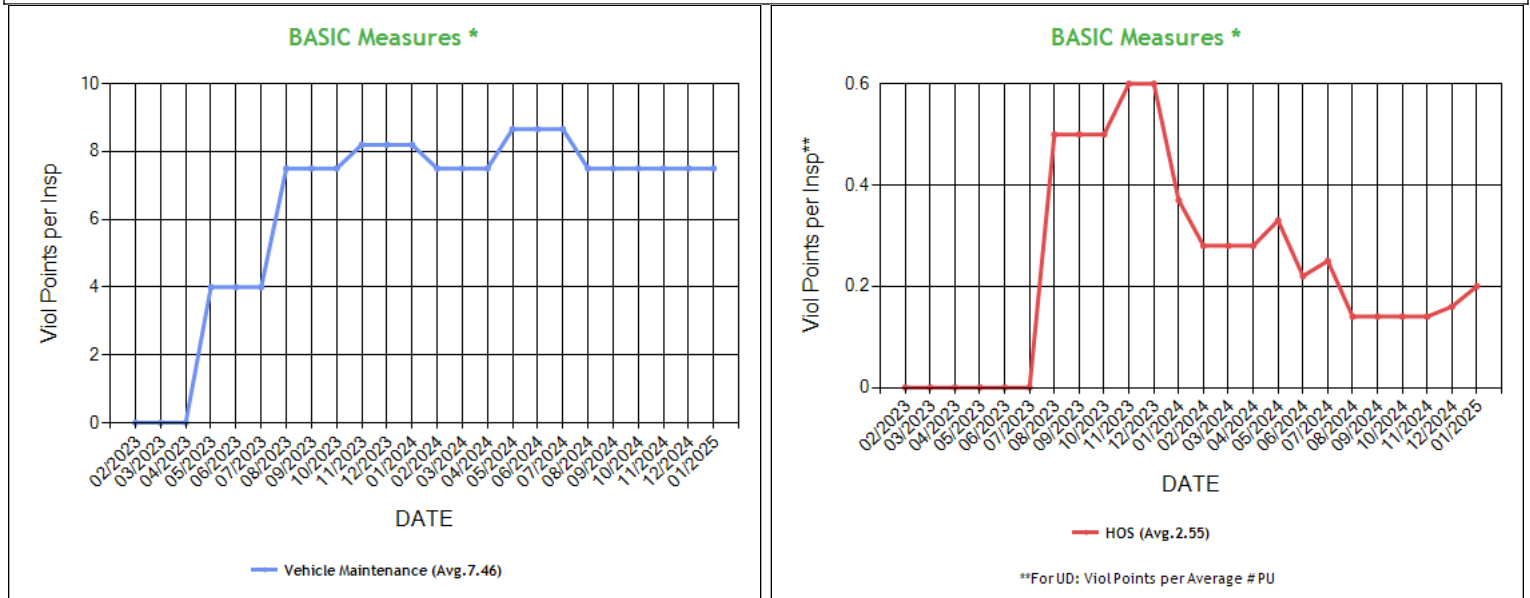
BASIC Scores History - Crash ToC

There are no Scores for this BASIC

BASIC Scores History - Hazmat ToC

There are no Scores for this BASIC

BASIC Measures: Violation Points per Inspection Trends ToC



* BASIC Measures are the absolute SMS scores that are compared within each Safety Event Group to determine the BASIC Score percentiles. Averages based on fleets with 1-5 power units.



BASIC Measures * - Table ToC

UD-Unsafe Driving, HOS-Hours of Service, DF-Driver Fitness, CS-Controlled Substances, VM-Vehicle Maintenance

Date	UD Measure	UD AC	UD with Viol	HOS Measure	HOS AC	HOS with Viol	DF Measure	DF AC	DF with Viol	CS Measure	CS AC	CS with Viol	VM Measure	VM AC	VM with Viol
01/2025	0.00	N	0	0.20	N	1	0.00	N	0	0.00	N	0	7.50	N	2
12/2024	0.00	N	0	0.16	N	1	0.00	N	0	0.00	N	0	7.50	N	2
11/2024	0.00	N	0	0.14	N	1	0.00	N	0	0.00	N	0	7.50	N	2
10/2024	0.00	N	0	0.14	N	1	0.00	N	0	0.00	N	0	7.50	N	2
09/2024	0.00	N	0	0.14	N	1	0.00	N	0	0.00	N	0	7.50	N	2
08/2024	0.00	N	0	0.14	N	1	0.00	N	0	0.00	N	0	7.50	N	2
07/2024	0.00	N	0	0.25	N	1	0.00	N	0	0.00	N	0	8.66	N	2
06/2024	0.00	N	0	0.22	N	1	0.00	N	0	0.00	N	0	8.66	N	2
05/2024	0.00	N	0	0.33	N	1	0.00	N	0	0.00	N	0	8.66	N	2
04/2024	0.00	N	0	0.28	N	1	0.00	N	0	0.00	N	0	7.50	N	2
03/2024	0.00	N	0	0.28	N	1	0.00	N	0	0.00	N	0	7.50	N	2
02/2024	0.00	N	0	0.28	N	1	0.00	N	0	0.00	N	0	7.50	N	2
01/2024	0.00	N	0	0.37	N	1	0.00	N	0	0.00	N	0	8.20	N	2
12/2023	0.00	N	0	0.60	N	1	0.00	N	0	0.00	N	0	8.20	N	2
11/2023	0.00	N	0	0.60	N	1	0.00	N	0	0.00	N	0	8.20	N	2
10/2023	0.00	N	0	0.50	N	1	0.00	N	0	0.00	N	0	7.50	N	2
09/2023	0.00	N	0	0.50	N	1	0.00	N	0	0.00	N	0	7.50	N	2
08/2023	0.00	N	0	0.50	N	1	0.00	N	0	0.00	N	0	7.50	N	2
07/2023	0.00	N	0	0.00	N	0	0.00	N	0	0.00	N	0	4.00	N	1
06/2023	0.00	N	0	0.00	N	0	0.00	N	0	0.00	N	0	4.00	N	1
05/2023	0.00	N	0	0.00	N	0	0.00	N	0	0.00	N	0	4.00	N	1
04/2023	0.00	N	0	0.00	N	0	0.00	N	0	0.00	N	0	0.00	N	0
03/2023	0.00	N	0	0.00	N	0	0.00	N	0	0.00	N	0	0.00	N	0
02/2023	0.00	N	0	0.00	N	0	0.00	N	0	0.00	N	0	0.00	N	0

* BASIC Measures are the absolute SMS scores that are compared within each Safety Event Group to determine the BASIC Score percentiles.

KPI: BASIC Measures by Fleet Size and Cargo Group ToC

Fleet Size: 1-5 PUs

Cargo Group (Companies)	Unsafe Driving		Hours of Service		Driver Fitness		Controlled Substance		Vehicle Maintenance		HM Compliance		Crash	
	Avg.	Comp. to Avg.	Avg.	Comp. to Avg.	Avg.	Comp. to Avg.	Avg.	Comp. to Avg.	Avg.	Comp. to Avg.	Avg.	Comp. to Avg.	Avg.	Comp. to Avg.
General Freight (483104)	0.79	Better	0.23	Better	0.20	Better	0.02	Better	1.91	Worse	0.01	Better	0.06	Better
RMT TRANSPORT INC	0.00		0.20		0.00		0.00		7.50		0.00		0.00	

Estimated ISS Score: 1 Pass ToC About the Inspection Selection System



Estimated ISS Score History - Table ToC

Date	Estimated ISS Score	Recommendation	Algorithm
01/31/2025	1	Pass	Safety Algorithm
12/27/2024	1	Pass	Safety Algorithm
11/29/2024	1	Pass	Safety Algorithm
10/25/2024	1	Pass	Safety Algorithm
09/27/2024	1	Pass	Safety Algorithm
08/30/2024	1	Pass	Safety Algorithm
07/26/2024	1	Pass	Safety Algorithm
06/28/2024	1	Pass	Safety Algorithm
05/31/2024	1	Pass	Safety Algorithm
04/26/2024	1	Pass	Safety Algorithm
03/29/2024	1	Pass	Safety Algorithm
02/23/2024	1	Pass	Safety Algorithm
01/26/2024	1	Pass	Safety Algorithm
12/29/2023	74	Optional Inspect	Insufficient Data Algorithm
11/24/2023	74	Optional Inspect	Insufficient Data Algorithm
10/27/2023	74	Optional Inspect	Insufficient Data Algorithm
09/29/2023	74	Optional Inspect	Insufficient Data Algorithm
08/25/2023	74	Optional Inspect	Insufficient Data Algorithm
07/28/2023	65	Optional Inspect	Insufficient Data Algorithm
06/30/2023	65	Optional Inspect	Insufficient Data Algorithm
05/26/2023	65	Optional Inspect	Insufficient Data Algorithm
04/28/2023	63	Optional Inspect	Insufficient Data Algorithm
03/31/2023	63	Optional Inspect	Insufficient Data Algorithm
02/24/2023	63	Optional Inspect	Insufficient Data Algorithm

Investigation Results ToC

No Investigations reported on FMCSA website

Penalties History ToC

There is a problem with the Penalties data on FMCSA website.

Acute Critical Violations (Based on Investigations as per CSA Methodology Appendix A) ToC

No Data

No red flag violations in the last 24 months

DOT Registration Information: The following information on this specific DOT # is from the Federal DOT (as of Operating Authority

DOT Registration: 02/13/2023		Total Power Units: 1	Total Trucks: 1	Total Trailers: 1	Total Passenger Vehicles: 0
Status	Entity Type	Organization Type	Nation	Total Cars	Drivers / CDL Drivers
A	C	-	US	0	1 / 1
MCS-150 Date	Op Codes	Shipper Op Codes	Shipper HazMat Op Codes	Latest Review Type	Latest Review Document Number(Date)
01/24/2025	A				()
MCS-150 Mileage (Year)	Record Update Date	Transports Hazmats	DOT Census Date	Recordable Accident Rate	Preventable Accident Rate
201,477 (2024)	01/24/2025	N	02/13/2023	0%	0%
MCS-151 Mileage	Safety Rating (Date)	SEA Accident	SEA Driver	SEA Vehicle	SEA Management
0	None (None)	0%	0%	0%	0%
Classification Codes		Cargo Carried (per MCS-150)			
Authorized-For-Hire		General Freight, Beverages, Paper products			



DOT MCS-150 History ToC			(as of 01/27/2025 DOT census)						
Census Date	MCS-150 Date	MCS-150 Mileage	VMY Year	Power Units	Drivers	Trailers	Company Rep1	Company Rep2	Email
1/27/2025	1/24/2025	201477	2024	1	1	-	PARGAT SIDHU		RMTTRANSPORT23@GMAIL.COM
9/25/2024	9/20/2024	201477	2024	1	2	-	PARGAT SIDHU		RMTTRANSPORT23@GMAIL.COM
3/9/2023	3/3/2023	1	2022	1	1	1	PARGAT SINGH SIDHU		RMTTRANSPORT23@GMAIL.COM

Crash Summary Chart **ToC**Crashes Summary - Chart (based on all available crash data)

No Data

Crashes Summary - Table (based on all available crash data) ToC										
	TOTAL	Last 6 months	7-12 months	13-18 months	19-24 months	25-30 months	30-36 months	37-41 months	42-48 months	Over 49 months
Total Reportable	0	0	0	0	0	0	0	0	0	0
Fatalities	0	0	0	0	0	0	0	0	0	0
Injuries	0	0	0	0	0	0	0	0	0	0
Tow Away	0	0	0	0	0	0	0	0	0	0
With Citations	0	0	0	0	0	0	0	0	0	0
Federal Recordable	0	0	0	0	0	0	0	0	0	0
Preventable	0	0	0	0	0	0	0	0	0	0
Crash per Pwr Unit	-	0.0%	0.0%	0.0%	0.0%	0.0%	0.0%	0.0%	0.0%	-

Inspection Summary ToC			
The following inspection information is based on results for 24 months prior to: 02/23/2025. Please note that the total inspections number is not necessarily the total of the vehicle, driver and hazmat inspections, as one inspection may have included any combination of the below inspections.			
Overall	Vehicle	Driver	Hazmat
(Please note that the total inspections number is not necessarily the total of the vehicle, driver and hazmat inspections, as one inspection may have included any combination of the below inspections) Total Inspections: 5 Total Out of Service: 0 Out of Service: 0% National Average: 21.33% Difference: -21.33%	Total Inspections: 2 Total Out of Service: 0 Out of Service: 0.00% National Average: 25.44% Difference: -25.44%	Total Inspections: 5 Total Out of Service: 0 Out of Service: 0.00% National Average: 6.78% Difference: -6.78%	Total Inspections: 0 Total Out of Service: 0 Out of Service: 0.00% National Average: 2.97% Difference: -2.97%

KPI: Inspection Viol OOS Rates by Cargo Group ToC								
Cargo Group	OVERALL		VEHICLE		DRIVER		HAZMAT	
	Average	Compared to Average	Average	Compared to Average	Average	Compared to Average	Average	Compared to Average
General Freight	28.67%	Better	25.03%	Better	12.50%	Better	0.21%	Better
RMT TRANSPORT INC	0%		0%		0%		0%	



FHWA Registration Information: The following data on this Motor Carrier is from the Federal Hwy Administration (as of 2/12/2025)

Docket Number	DOT Number	Company Name	DBA Name	Address	City	State	Country	ZIP Code
MC1520905	4027802	RMT TRANSPORT INC		4532 W PALO ALTO AVE APT 102	FRESNO	CA	US	93722
Phone Number	Fax Number	Mail Address	Mail City	Mail State	Mail Contry	Mail ZIP Code	Mail Phone Number	Mail Fax Number
(559)-991-7440		4460 W SHAW AVE PMB 304	FRESNO	CA	US	93722-6210		
Date of Last Change	Freight	Passenger	Household Goods	Active Authority	Pending Authority	Revocation Pending Authority		
2/12/2025	Y	N	N	/ Common /	/	/ Common /		

Insurance Required (as of 02/12/2025) ToC

Docket Number	Insurance Type	Insurance Required	Insurance on File
MC1520905	BIPD	\$750k	\$750k
MC1520905	Cargo	No	No
MC1520905	Bond	No	No

Active / Pending Insurance (as of 02/12/2025)

Docket Number	Form	Type	Insurance Carrier	Policy/Surety	Coverage From	Coverage To	Required	On File	Effective Date	Cancel Date
MC1520905	91X	BIPD/Primary	SOUTHLAKE SPECIALTY INSURANCE COMPANY	TMA71005942	\$0k	\$750k	\$750k	\$750k	07/09/2024	03/10/2025

Insurance History (as of 02/12/2025)

Docket Number	Form	Type	Insurance Carrier	Policy/Surety	Coverage From	Coverage To	Effective Date From	Effective Date To
MC1520905	91X	BIPD/Primary	SOUTHLAKE SPECIALTY INSURANCE COMPANY	TMA71005942	\$0k	\$750k	05/03/2024	08/03/2024 Cancelled
MC1520905	91X	BIPD/Primary	SOUTHLAKE SPECIALTY INSURANCE COMPANY	TMA71005942	\$0k	\$750k	05/03/2024	07/09/2024 Replaced
MC1520905	91X	BIPD/Primary	SOUTHLAKE SPECIALTY INSURANCE COMPANY	TMA71005942	\$0k	\$750k	03/10/2024	05/03/2024 Cancelled
MC1520905	91X	BIPD/Primary	KNIGHT SPECIALTY INSURANCE COMPANY	KSCW3341187-00	\$0k	\$750k	03/10/2023	03/10/2024 Cancelled

FHWA Authorities (as of 02/12/2025) ToC

Docket#	L&I Name	Active Authority	Inactive Authority	Pending Authority	Revocation Pending Authority	Freight	Passenger	Household Goods
MC1520905	RMT TRANSPORT INC	Common /			Common /	Yes	No	No



Authority History (as of 02/12/2025)

Docket Number	Sub	Auth Type	Original Action	Disposition
MC1520905		COMMON	INVOLUNTARY REVOCATION 7/8/2024 12:00:00 AM	DISCONTINUED REVOCATION 7/10/2024 12:00:00 AM
MC1520905		COMMON	INVOLUNTARY REVOCATION 4/8/2024 12:00:00 AM	DISCONTINUED REVOCATION 4/15/2024 12:00:00 AM
MC1520905		COMMON	INVOLUNTARY REVOCATION 2/12/2024 12:00:00 AM	DISCONTINUED REVOCATION 3/8/2024 12:00:00 AM
MC1520905		COMMON	GRANTED 3/16/2023 12:00:00 AM	

Severe Violations (i.e. those with >= 8 points) - Chart [ToC](#)

No Data

Severe Violations (i.e. those with >= 8 points) - Table

No Data

Violation Report [ToC](#)

Inspection Date	Inspection State	BASIC	Violation Description	OOS	VIN	Severity Points
06/24/2024	OK	-	392.2SLLS1 - State/Local Laws - Speeding 1-5 Miles Per Hour Over The Speed Limit	No	1XKYD49X0PJ247591	0
08/22/2023	UT	Vehicle Maintenance	393.45 - Brake tubing and hose adequacy	No	1GAA0621GE700123	4
08/22/2023	UT	Vehicle Maintenance	396.17C - Operating a CMV without proof of a periodic inspection	No	1XKYD49X0PJ247591	4
08/22/2023	UT	Vehicle Maintenance	396.5B - Oil and/or grease leak	No	1XKYD49X0PJ247591	3
08/22/2023	UT	Hours-Of-Service	395.8 - Driver record of duty status (general/form and manner)	No	1XKYD49X0PJ247591	1
05/03/2023	TN	-	392.2SLLEWA1 - State/Local Laws - Excessive Weight - 1-2500 Lbs Over On An Axle/Axle Groups.	No	1JJV532DXPL403363	0
05/03/2023	TN	Vehicle Maintenance	393.45DLPC - Brake Connections with Leaks - Connection to Power Unit	No	1JJV532DXPL403363	4

No filters were applied when generating this report, see the live report for more options.

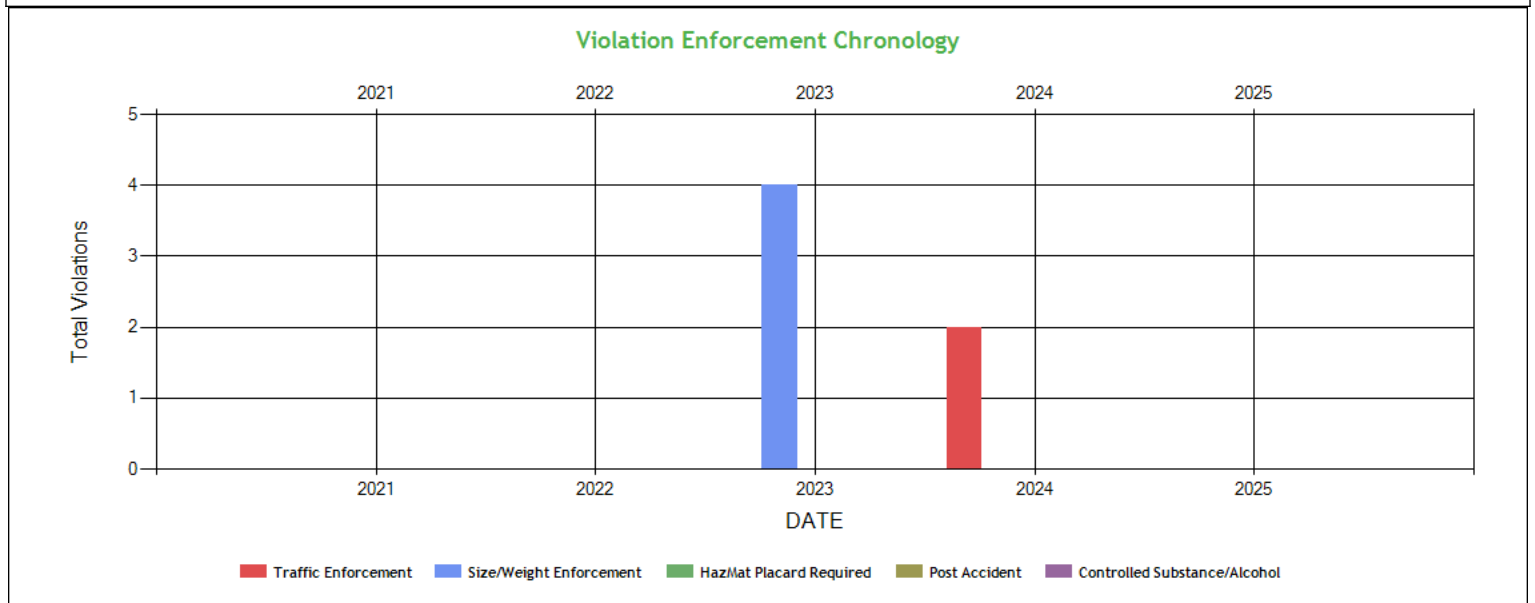


Violation Summary **ToC**

BASIC	Violation Group	Code	Description	# of Violations	# of OOS Violations	Severity Points
Vehicle Maintenance	Inspection Reports	396.17C	Operating a CMV without proof of a periodic inspection	1	0	4
Vehicle Maintenance	Brakes, All Others	393.45DLPC	Brake Connections with Leaks - Connection to Power Unit	1	0	4
Vehicle Maintenance	Brakes, All Others	393.45	Brake tubing and hose adequacy	1	0	4
Vehicle Maintenance	Other Vehicle Defect	396.5B	Oil and/or grease leak	1	0	3
Hours-Of-Service (HOS) Compliance	Other Log/Form & Manner	395.8	Driver record of duty status (general/form and manner)	1	0	1
	Not used in SMS Calculation	392.2SLLEWA1	State/Local Laws - Excessive Weight - 1-2500 Lbs Over On An Axle/Axle Groups.	1	0	0
	Not used in SMS Calculation	392.2SLLS1	State/Local Laws - Speeding 1-5 Miles Per Hour Over The Speed Limit	1	0	0

No filters were applied when generating this report, see the live report for more options.

Violation Enforcement Chronology - Chart **ToC**

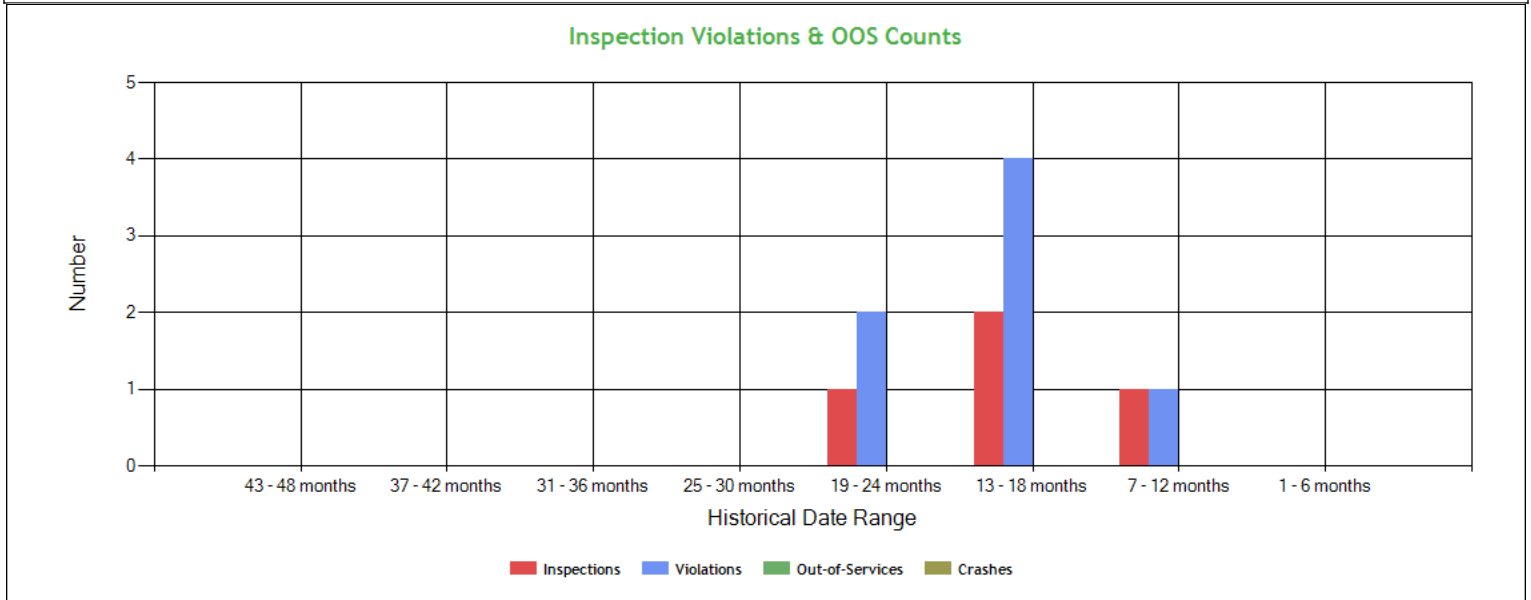


Violation Enforcement Chronology - Table **ToC**

	2021	2022	2023	2024	2025
Traffic Enforcement	0	0	0	2	0
Size/Weight Enforcement	0	0	4	0	0
HazMat Placard Required	0	0	0	0	0
Post Accident	0	0	0	0	0
Controlled Substance/Alcohol	0	0	0	0	0



Inspection Violations & OOS Counts - Chart ToC



Inspection Violations & OOS Counts - Table ToC

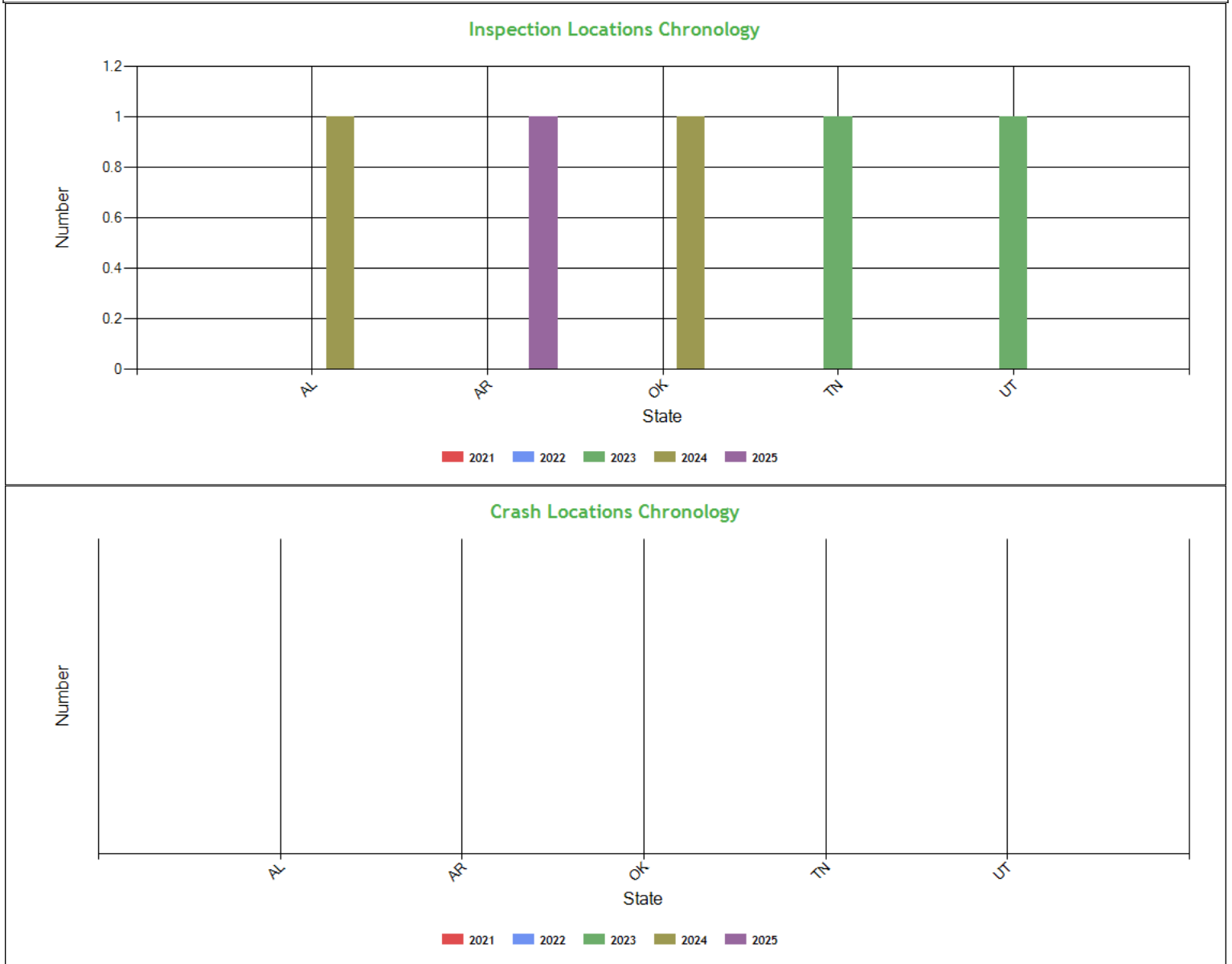
Date Range	Inspections	Violations	Out-of-Services	Crashes
TOTAL	5	7	0	0
1 - 6 months	0	0	0	0
7 - 12 months	1	1	0	0
13 - 18 months	2	4	0	0
19 - 24 months	1	2	0	0
25 - 30 months	0	0	0	0
31 - 36 months	0	0	0	0
37 - 42 months	0	0	0	0
43 - 48 months	0	0	0	0

Radius of Operation (based on Inspections and Crashes during the past 3 years) ToC

	Total	Drive between 0 and 50 miles radius	Drive between 51 and 200 miles radius	Drive between 201 and 300 miles radius	Drive between 301 and 400 miles radius	Drive between 401 and 500 miles radius	Drive between 501 and 600 miles radius	Drive beyond 600 miles radius
Power Units (i.e. unique VINs)	1	0	0	0	0	0	0	1
Percent	100%	0%	0%	0%	0%	0%	0%	100%



Inspection & Crash Locations - Chart ToC



Inspection & Crash Locations - Table ToC

State	Inspections					Violations					Out-of-Services					Crashes				
	2021	2022	2023	2024	2025	2021	2022	2023	2024	2025	2021	2022	2023	2024	2025	2021	2022	2023	2024	2025
TOTAL	0	0	2	2	1	0	0	6	1	0	0	0	0	0	0	0	0	0	0	0
AL	0	0	0	1	0	0	0	0	0	0	0	0	0	0	0	0	0	0	0	0
AR	0	0	0	0	1	0	0	0	0	0	0	0	0	0	0	0	0	0	0	0
OK	0	0	0	1	0	0	0	0	1	0	0	0	0	0	0	0	0	0	0	0
TN	0	0	1	0	0	0	0	2	0	0	0	0	0	0	0	0	0	0	0	0
UT	0	0	1	0	0	0	0	4	0	0	0	0	0	0	0	0	0	0	0	0

Hot Spot Summary ToC



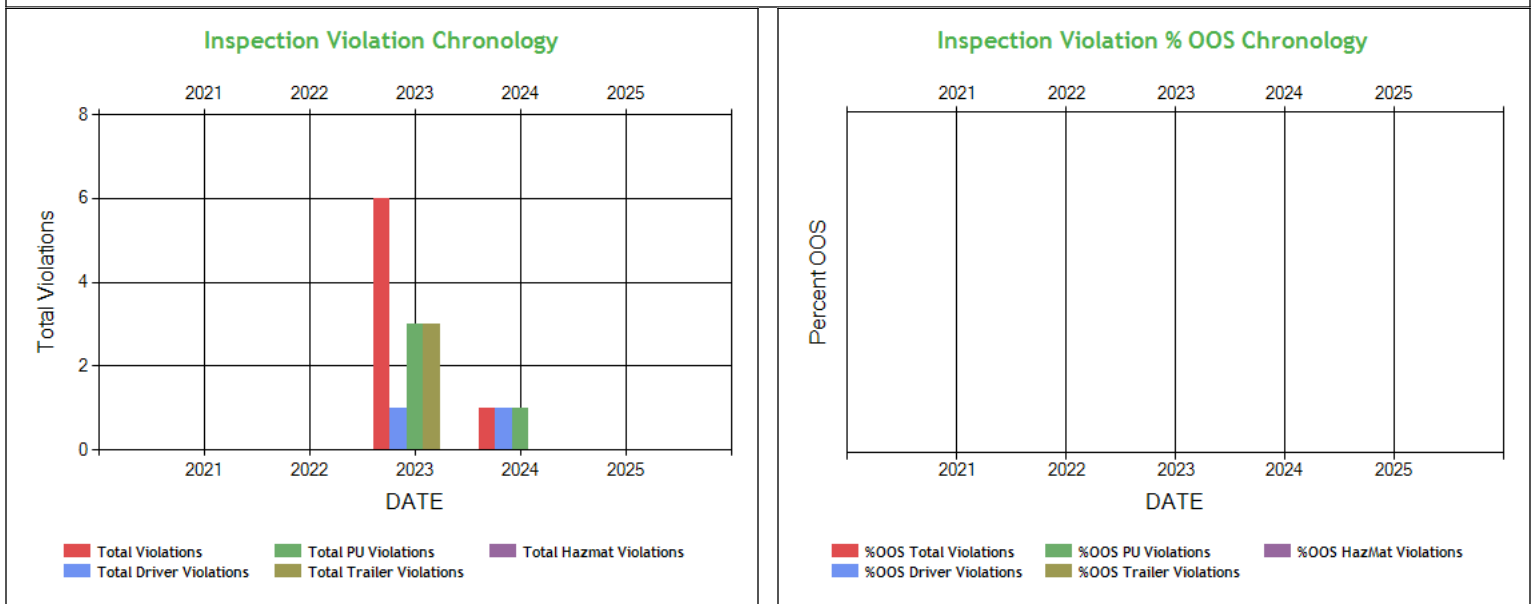
Year	Month	Level 5	Level 5 %	Level 4	Level 4 %	Level 3	Level 3 %	Level 2	Level 2 %	Level 1	Level 1 %	Level 0	Level 0 %	Levels 1 - 5	Levels 1 - 5 %
2025	February (Partial)	0	0.00%	0	0.00%	1	50.00%	0	0.00%	0	0.00%	0	0.00%	1	50.00%
2024	June	0	0.00%	0	0.00%	0	0.00%	1	50.00%	0	0.00%	0	0.00%	1	50.00%
Totals		0	0.00%	0	0.00%	1	50.00%	1	50.00%	0	0.00%	0	0.00%	2	100.00%

Hot Spot Analysis

State	County	Level	Count	Percentage
AR	Crittenden	3	1	50.00%
OK	Lincoln	2	1	50.00%

Report generated using the last 12 full months of inspection data

Inspection Violation % OOS Chronology - Chart [ToC](#)

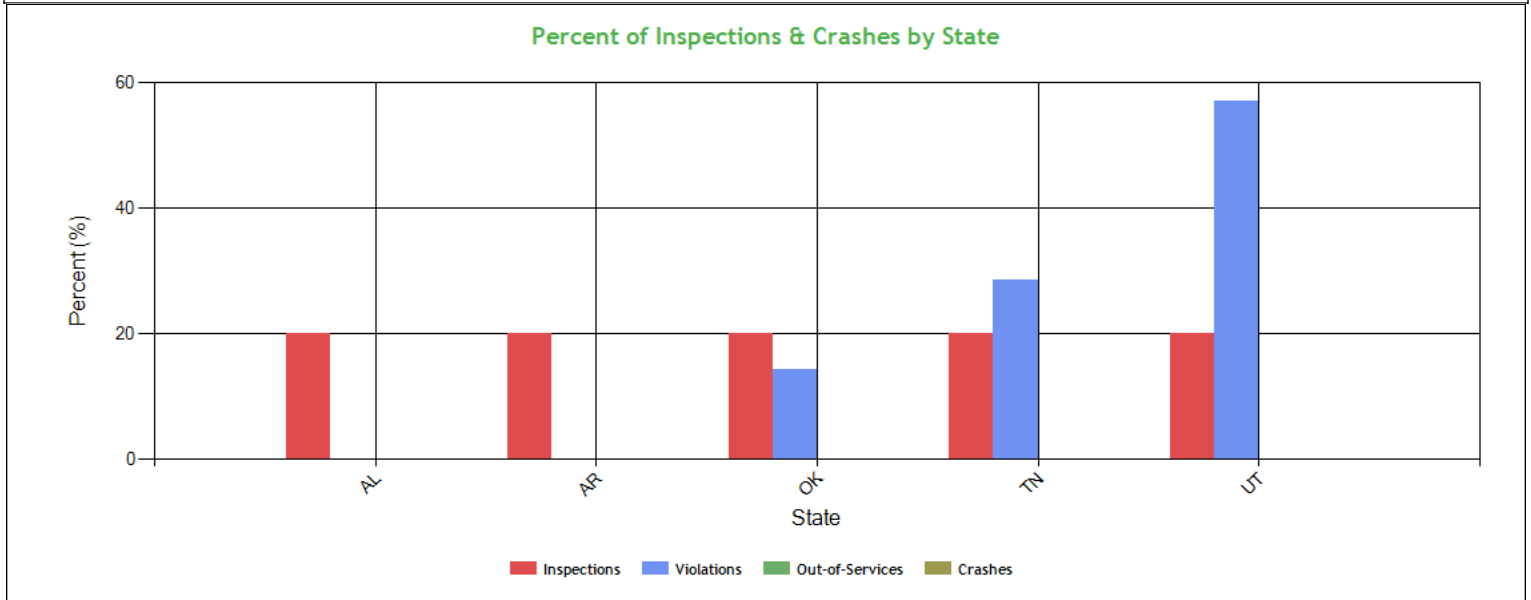


Inspection Violation % OOS Chronology - Table [ToC](#)

	2021	2022	2023	2024	2025
Total Violations	0	0	6	1	0
Total Out Of Services	0	0	0	0	0
%OOS Total Violations	0	0	0	0	0
Total Driver Violations	0	0	1	1	0
Total Driver Out Of Services	0	0	0	0	0
%OOS Driver Violations	0	0	0	0	0
Total PU Violations	0	0	3	1	0
Total PU Out Of Services	0	0	0	0	0
%OOS PU Violations	0	0	0	0	0
Total Trailer Violations	0	0	3	0	0
Total Trailer Out Of Services	0	0	0	0	0
%OOS Trailer Violations	0	0	0	0	0
Total Hazmat Violations	0	0	0	0	0
Total Hazmat Out Of Services	0	0	0	0	0
%OOS HazMat Violations	0	0	0	0	0



Percent of Insp & Crash by State - Chart ToC



Percent of Insp & Crash by State - Table (based on Inspection data from the last 4 years) ToC

State	Inspections		Violations		Out-of-Services		Crashes	
	Total	Percent	Total	Percent	Total	Percent	Total	Percent
	5	100	7	100	0	100	0	100
AL	1	20	0	0	0	0	0	0
AR	1	20	0	0	0	0	0	0
OK	1	20	1	14.3	0	0	0	0
TN	1	20	2	28.6	0	0	0	0
UT	1	20	4	57.1	0	0	0	0

VIN Insp Summary by State (based on inspection from the last 2 years) ToC

VIN	Insp	Viol Pts	Counts in each State									
			AL		AR		OK		TN		UT	
			Insp	Viol Pts	Insp	Viol Pts	Insp	Viol Pts	Insp	Viol Pts	Insp	Viol Pts
TOTALS	16/32*	5/16**	1	0	1	0	1	0	1	4	1	12
1XKYD49X0PJ247591	4	8	1	0	1	0	1	0	0	0	1	8
1GRAP0628HD466133	2	0	1	0	1	0	0	0	0	0	0	0
1GRAA0621GE700123	1	4	0	0	0	0	0	0	0	0	1	4
1JJV532DXPL403363	1	4	0	0	0	0	0	0	1	4	0	0

*<Total number of inspections for these 4 VIN(s)>/n<Total number of inspections for these 5 state(s)>

**<Total severity sum for these 4 VIN(s)>/n<Total severity sum for these 5 state(s)>

Violations By Unit Type ToC

of Violations: 7 Total Severity: 16 based on inspections in the last 2 years

Violation Unit: Driver	# of Violations: 2	Total Severity: 1	% of Total: 6.25%
Viol. Group: Other Log/Form & Manner	# of Violations: 1	Total Severity: 1	% of Total: 6.25%
Violation	Number of Occurrences	Viol. Severity	Total Severity
395.8:Driver record of duty status (general/form and ma	1	1	1
Viol. Group: Not used in SMS Calculation	# of Violations: 1	Total Severity: 0	% of Total: 0%



392.2SLLS1:State/Local Laws - Speeding 1-5 Miles Per Hour Ove	1	0	0
Violation Unit: Power Unit	# of Violations: 2	Total Severity: 7	% of Total: 43.75%
Viol. Group: Inspection Reports	# of Violations: 1	Total Severity: 4	% of Total: 25%
Violation	Number of Occurrences	Viol. Severity	Total Severity
396.17C:Operating a CMV without proof of a periodic inspec	1	4	4
Viol. Group: Other Vehicle Defect	# of Violations: 1	Total Severity: 3	% of Total: 18.75%
396.5B:Oil and/or grease leak	1	3	3
Violation Unit: Trailer	# of Violations: 3	Total Severity: 8	% of Total: 50%
Viol. Group: Brakes All Others	# of Violations: 2	Total Severity: 8	% of Total: 50%
Violation	Number of Occurrences	Viol. Severity	Total Severity
393.45:Brake tubing and hose adequacy	1	4	4
393.45DLPC:Brake Connections with Leaks - Connection to Power	1	4	4
Viol. Group: Not used in SMS Calculation	# of Violations: 1	Total Severity: 0	% of Total: 0%
392.2SLEWA1:State/Local Laws - Excessive Weight - 1-2500 Lbs O	1	0	0

Equipment Ownership ToC Equipment Ownership (based on MCS-150 dated 1/24/2025)					
	Trucks	Tractors	Trailers	Motor Coaches	Vans
Owned	0	1	1	0	0
Term Leased	0	0	0	0	0
Trip Leased	0	0	0	0	0
Total No.	0	1	1	0	0

Equipment Details Power Units ToC									
VIN	Latest Insp Date	Year	Make	Model	Body Class	Body Type	Axles	Len	Fuel Type
1XKYD49X0PJ2 47591	02/12/2025	2023	KENWORTH	T680	Truck-Tractor	-	-	-	-

Equipment Details Trailers									
VIN	Latest Insp Date	Year	Make	Model	Body Class	Body Type	Axles	Len	Fuel Type
1GRAP0628HD 466133	02/12/2025	2017	GREAT DANE	Great Dane Trailers	Trailer	-	2	53	-
1GRAA0621GE 700123	08/22/2023	2016	GREAT DANE	Great Dane Trailers	Trailer	-	2	53	-
1JJV532DXPL4 03363	05/03/2023	2023	WABASH NATIONAL	FRP Drop Frame	Trailer	Van Trailer	2	53	-

Vehicle Age ToC				
Year	# Power Units	PU Percentage	# Trailers	Trailres Percentage
2023	1	100.00%	1	33.33%
2017	0	0.00%	1	33.33%
2016	0	0.00%	1	33.33%
Based on 24 months of inspection data, see the live report for more options				

States of Power Unit Registrations ToC					
State	AL	AR	OK	TN	UT
Number of Power Units	1	1	1	1	1



Equipment Acquisitions - Table [ToC](#)

	Power Units inspected for 1st time in past 12 months	Power Units inspected for 1st time in past 24 months	Power Units inspected during entire date range		Trailers inspected for 1st time in past 12 months	Trailers inspected for 1st time in past 24 months	Trailers inspected during entire date range
Unique VINs	1	1	1		1	3	3
Unique License Plates	1	1	1		1	3	3
License Plate States	1	1	1		2	3	3

Driver Details [ToC](#)**Driver Details** (based on MCS-150 dated 1/24/2025)

	Within 100 mi	Beyond 100 mi	TOTAL
# Drivers Interstate	0	1	2
# Drivers Intrastate	0	0	0
TOTAL	0	1	/
Avg. # Trip Lease Drivers/Mo: 0 # Drivers Grand Total: 1 # Drivers Commercially Licensed: 1			

Shared VIN Summary [ToC](#)

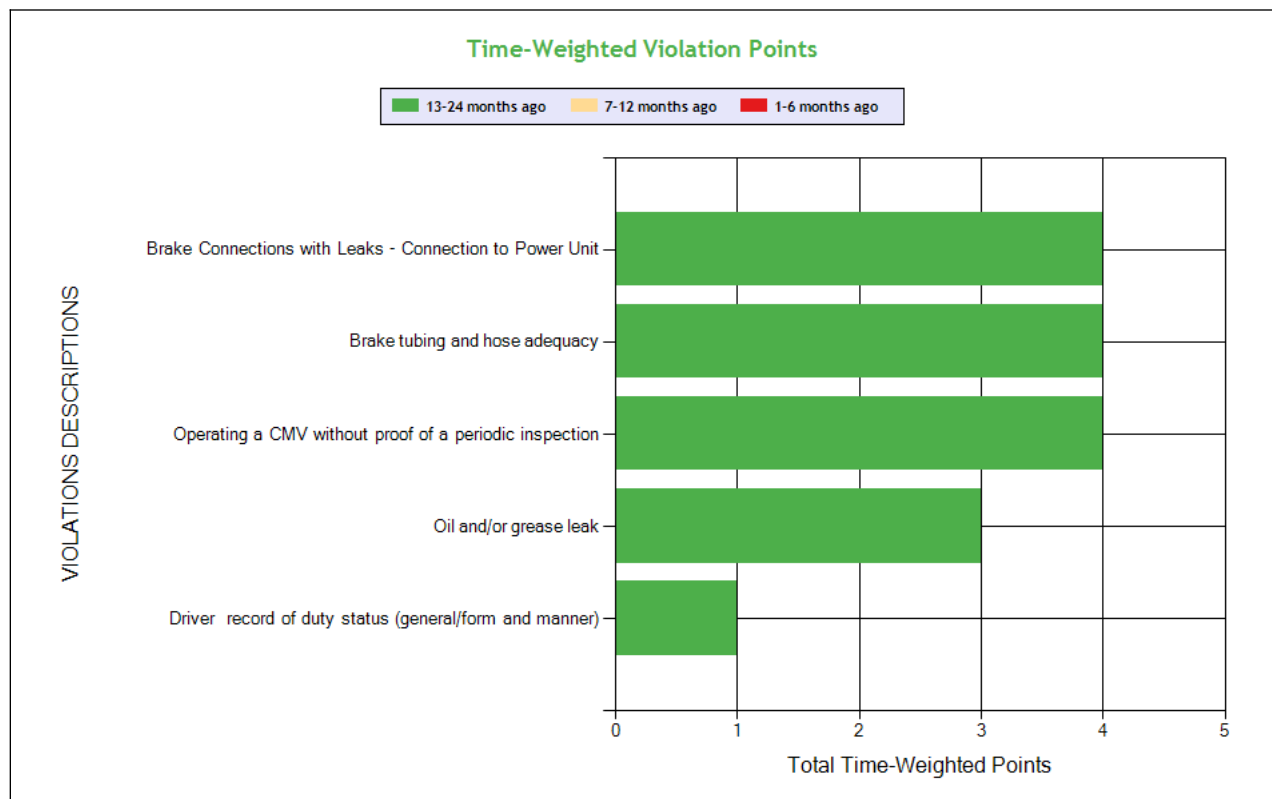
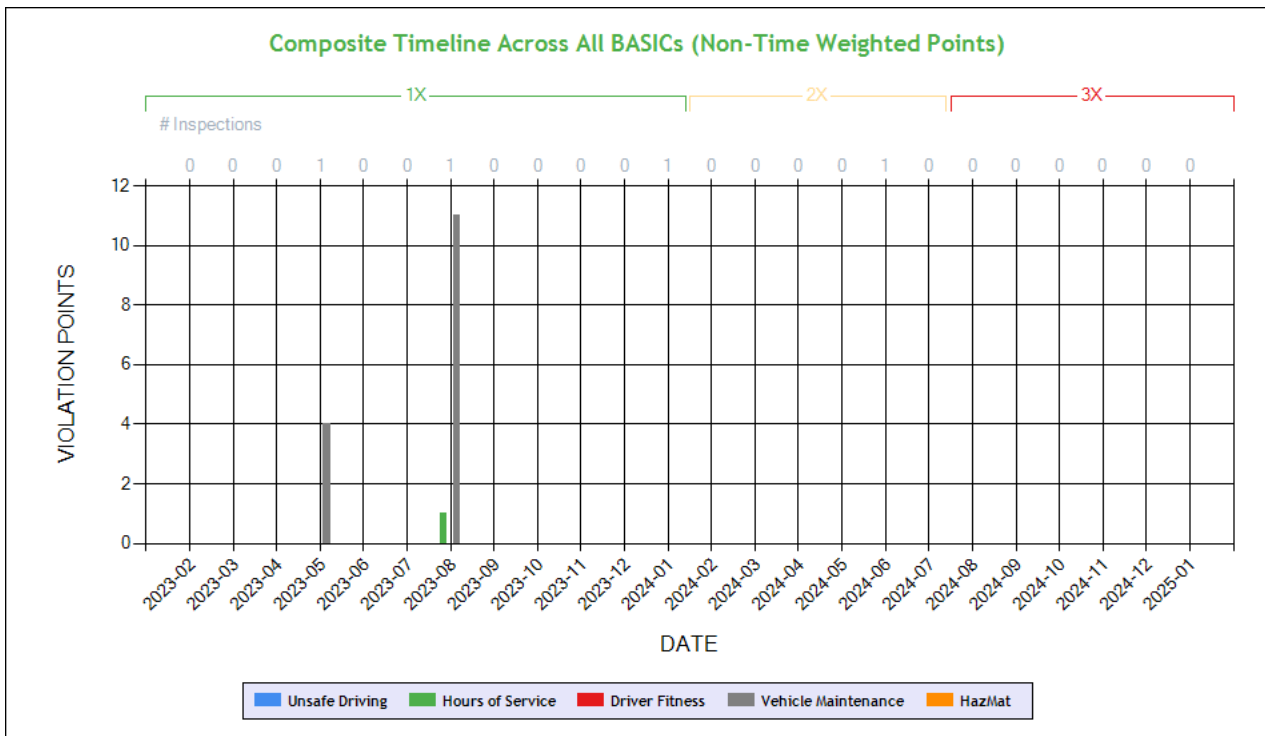
No Data

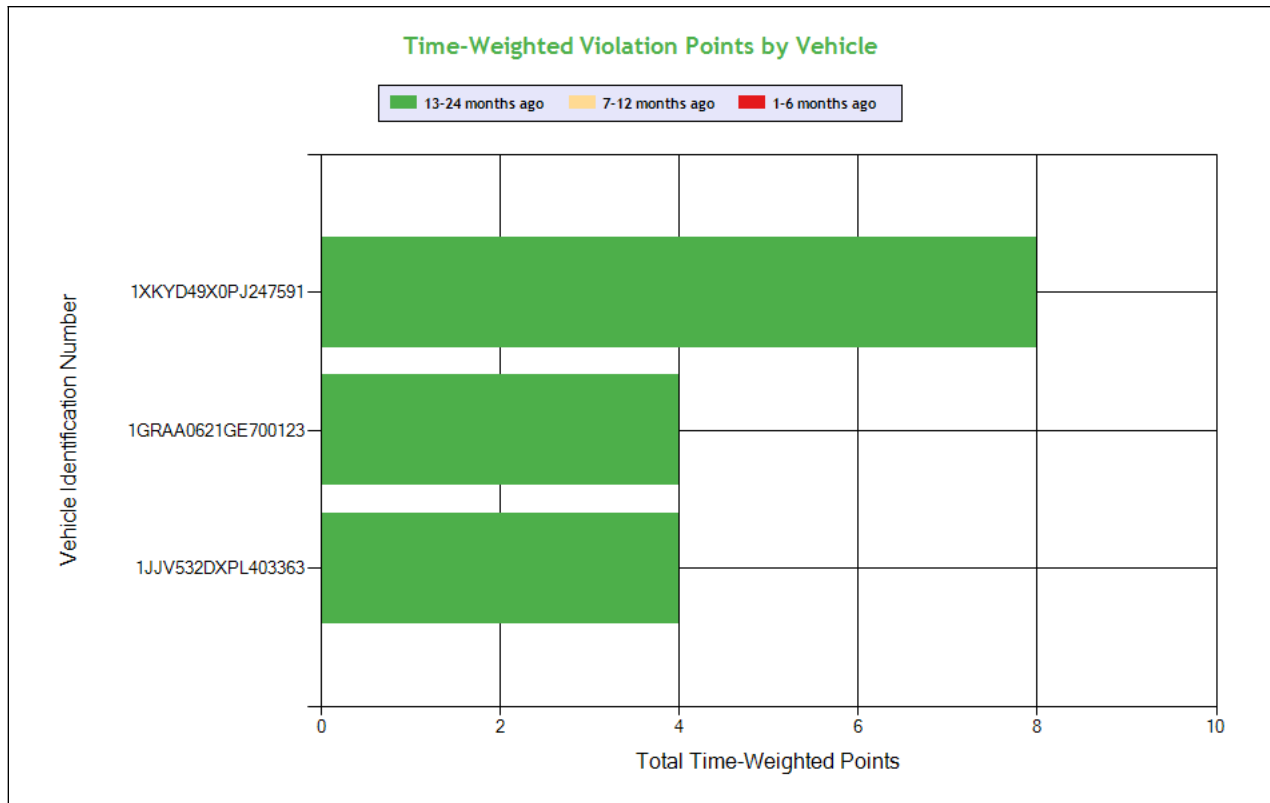
SHIPPERS DETAIL [ToC](#) based on Inspection results for the last 4 years

Shipper Name	Number of Inspections	Shipper Name	Number of Inspections
No Shipper listed	1	CLOFINE	1
DRISCOLL'S INC	1	IBC MANUFACTURING INC	1
SOUTHER GLAZERS	1		



Carrier Underwriting Report Safety Summary ToC





See the Excel file for the complete analysis

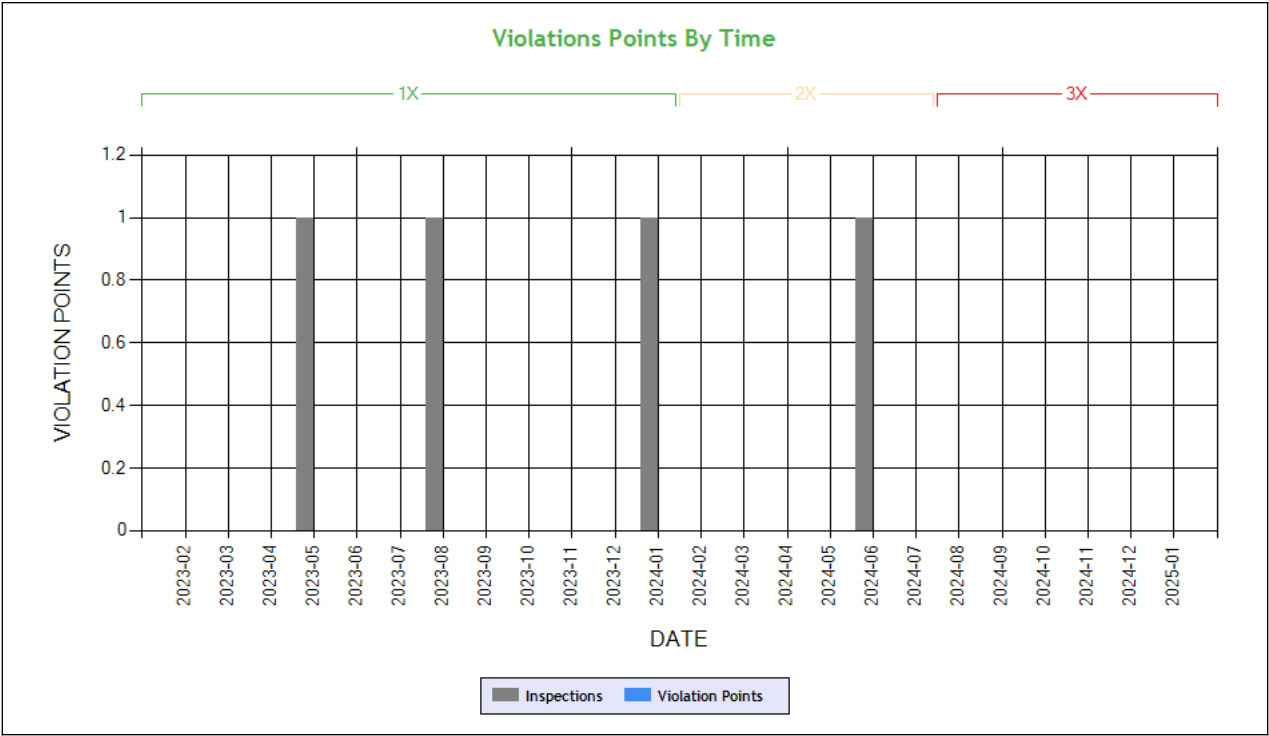
Violations is in (1-6/7-12/13-24mo)

Shaded = Out Of Service Violation							
Violation Group			Brakes, All Others	Brakes, All Others	Inspection Reports	Other Vehicle Defect	Other Log/Form & Manner
Violation Description	Total Time-weighted Points by VIN	% of Total Time-weighted Points by VIN	Brake tubing and hose adequacy	Brake Connections with Leaks - Connection to Power Unit	Operating a CMV without proof of a periodic inspection	Oil and/or grease leak	Driver record of duty status (general/form and manner)
Driver Resp			No	Yes	No	No	Yes
Total Time-weighted Points			4	4	4	3	1
% Total Time-Wt Pts			25.00	25.00	25.00	18.75	6.25
1XKYD49X0PJ247591	8	50.0			4 (0/0/1)	3 (0/0/1)	1 (0/0/1)
1GRAA0621GE700123	4	25.00	4 (0/0/1)				
1JJV532DXPL403363	4	25.00		4 (0/0/1)			



SAFETY ANALYSIS ToC

Unsafe Driving

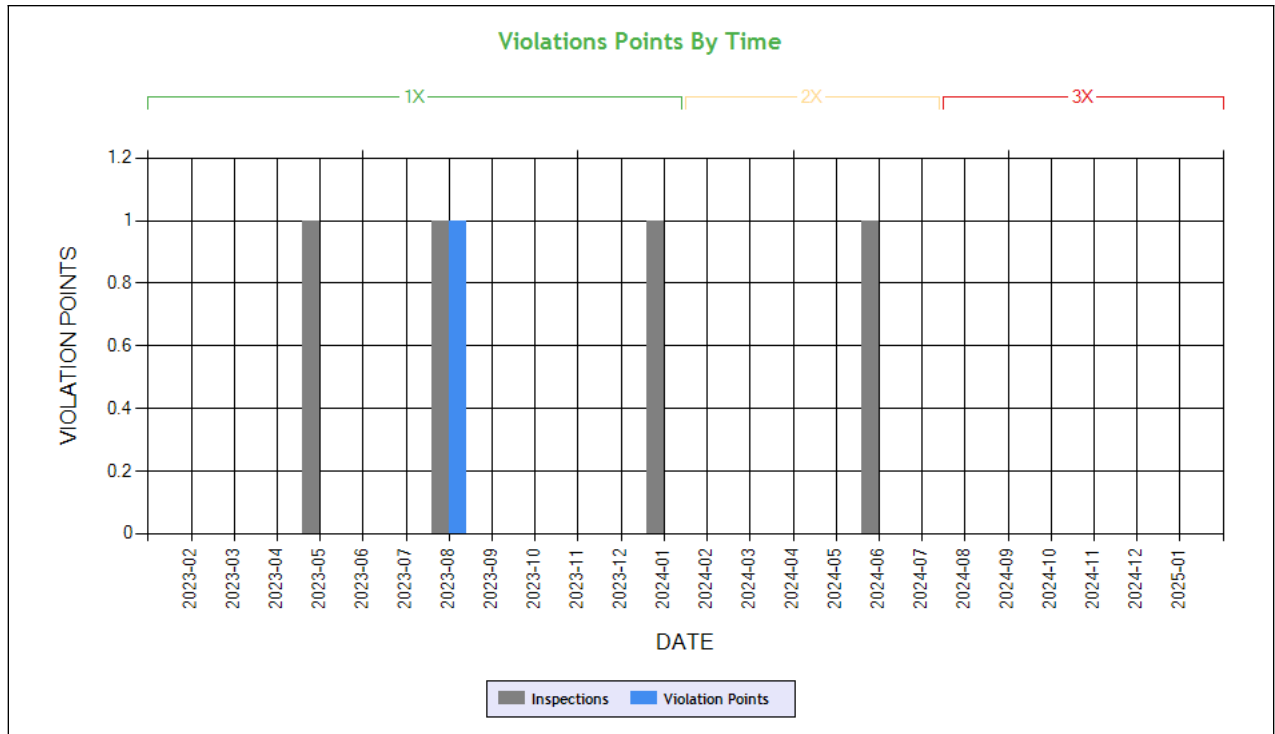


Time-Weighted Violation Points - no data available to draw a chart
Time-Weighted Severity Points by Vehicle - no data available to draw a chart

See the Excel file for the complete analysis # Violations is in (1-6/7-12/13-24mo)

Shaded = Out Of Service Violation		
Violation Group		
Violation Description	Total Time-weighted Points by VIN	% of Total Time-weighted Points by VIN
Driver Resp		
Total Time-weighted Points		
% Total Time-Wt Pts		

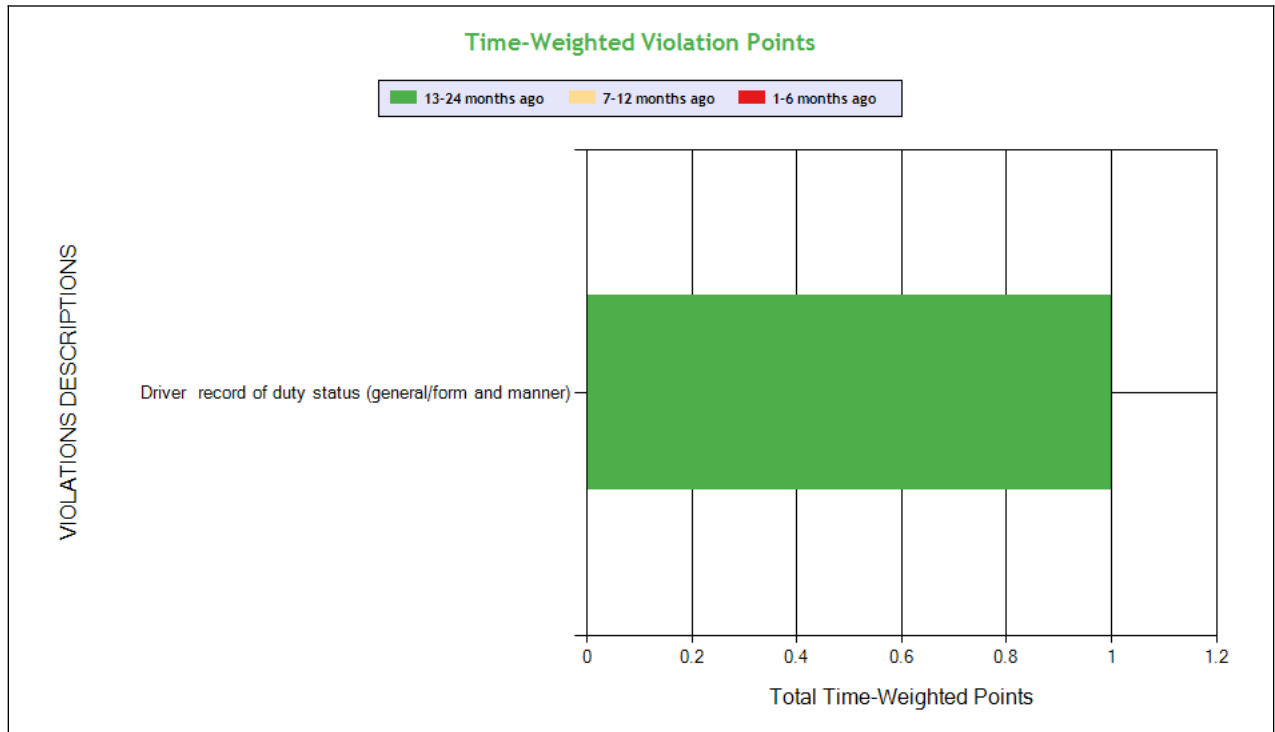
HOS Compliance



Carrier Software
 1-800-646-5152
 info@CarrierSoftware.com

CONFIDENTIAL - Intended for use by Amerigo Insurance Agency - Date: 2/24/2025

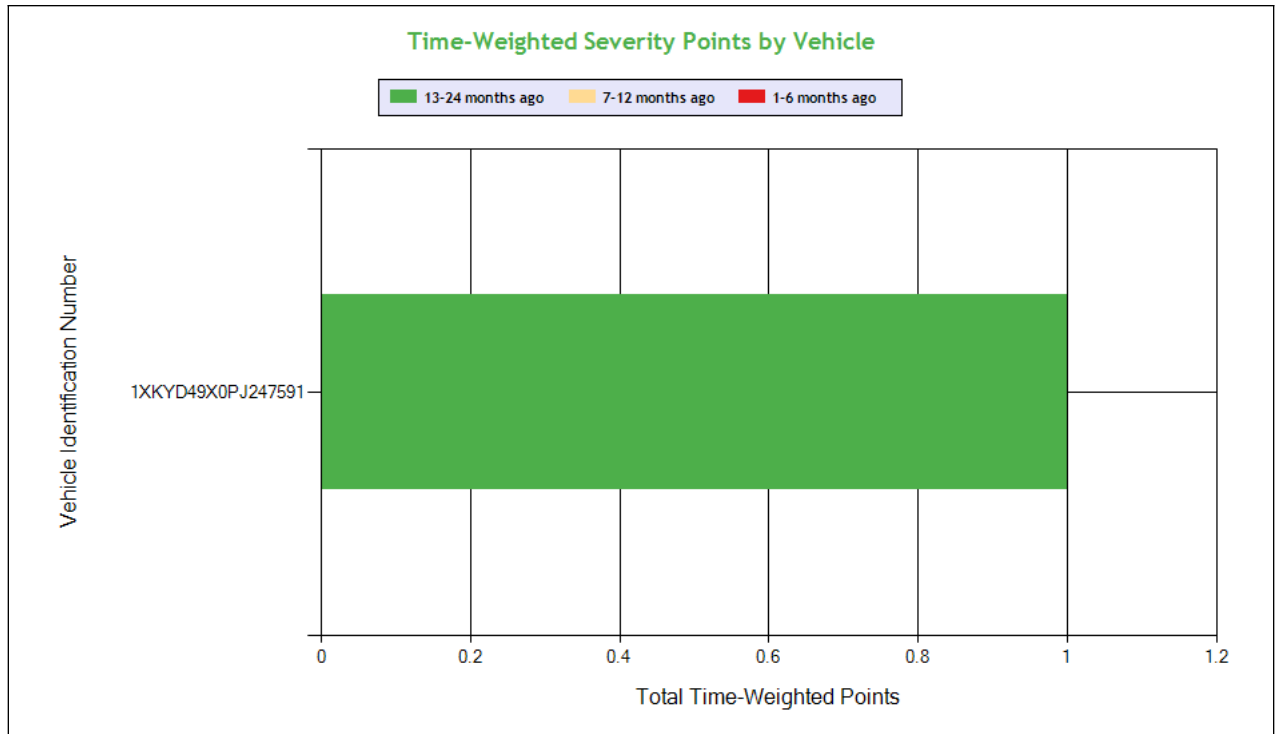
RMT TRANSPORT INC - DOT# 4027802 / MC1520905



See the Excel file for the complete analysis

Violations is in (1-6/7-12/13-24mo)

Shaded = Out Of Service Violation



Carrier Software
 1-800-646-5152
 info@CarrierSoftware.com

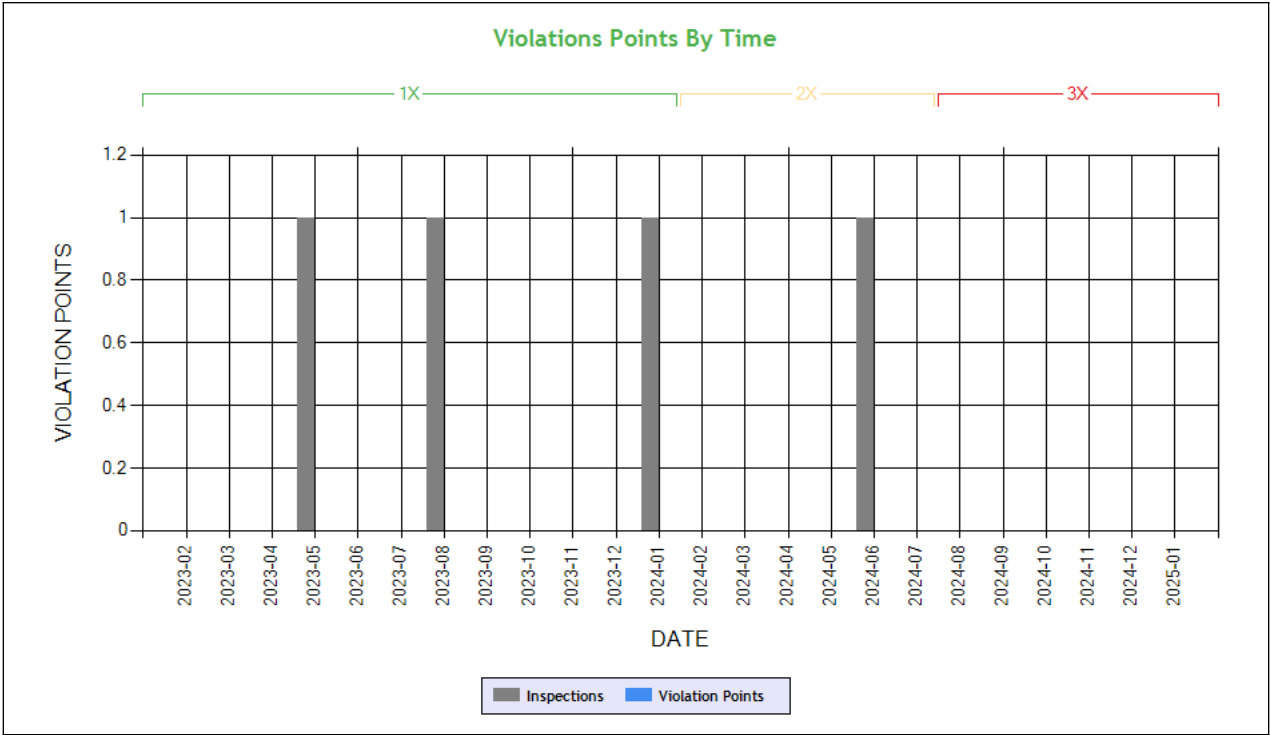
CONFIDENTIAL - Intended for use by Amerigo Insurance Agency - Date: 2/24/2025

RMT TRANSPORT INC - DOT# 4027802 / MC1520905

Violation Group			Other Log/Form & Manner
Violation Description	Total Time-weighted Points by VIN	% of Total Time-weighted Points by VIN	Driver record of duty status (general/form and manner)
Driver Resp			Yes
Total Time-weighted Points			1
% Total Time-Wt Pts			100
1XKYD49X0PJ247591	1	100	1 (0/0/1)



Driver Fitness



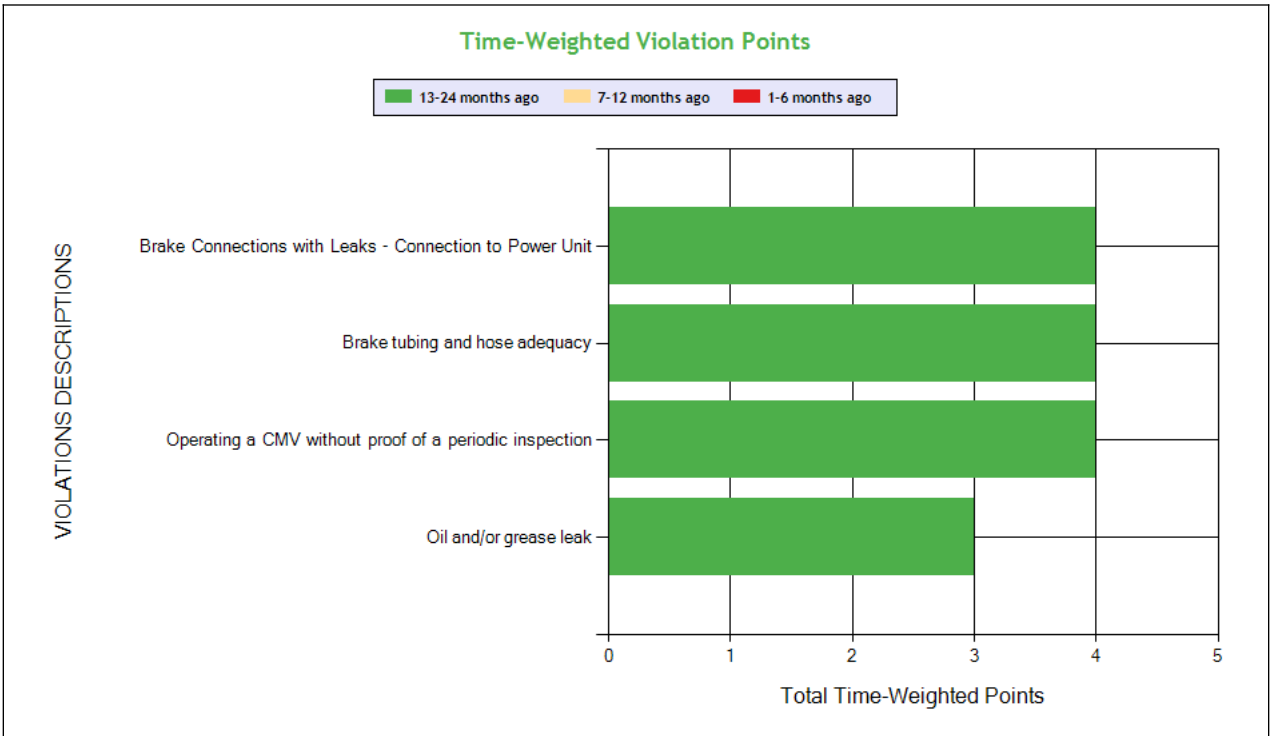
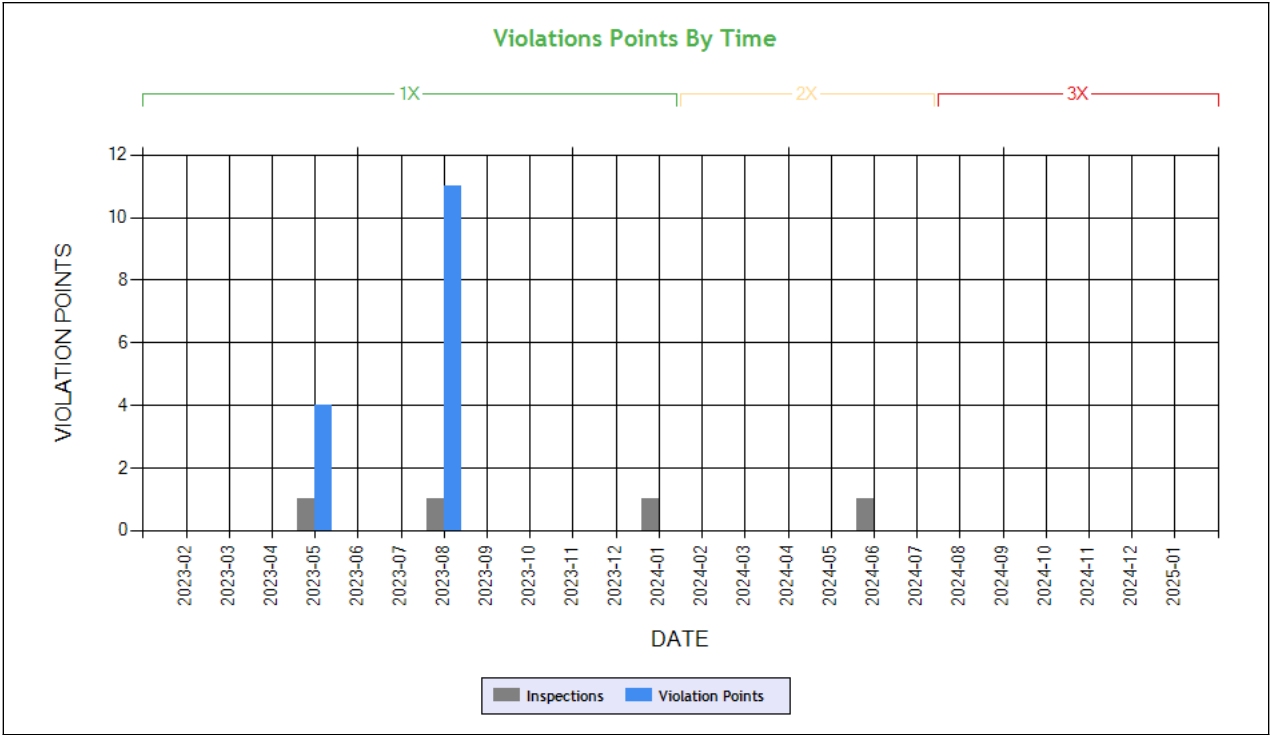
Time-Weighted Violation Points - no data available to draw a chart
Time-Weighted Severity Points by Vehicle - no data available to draw a chart

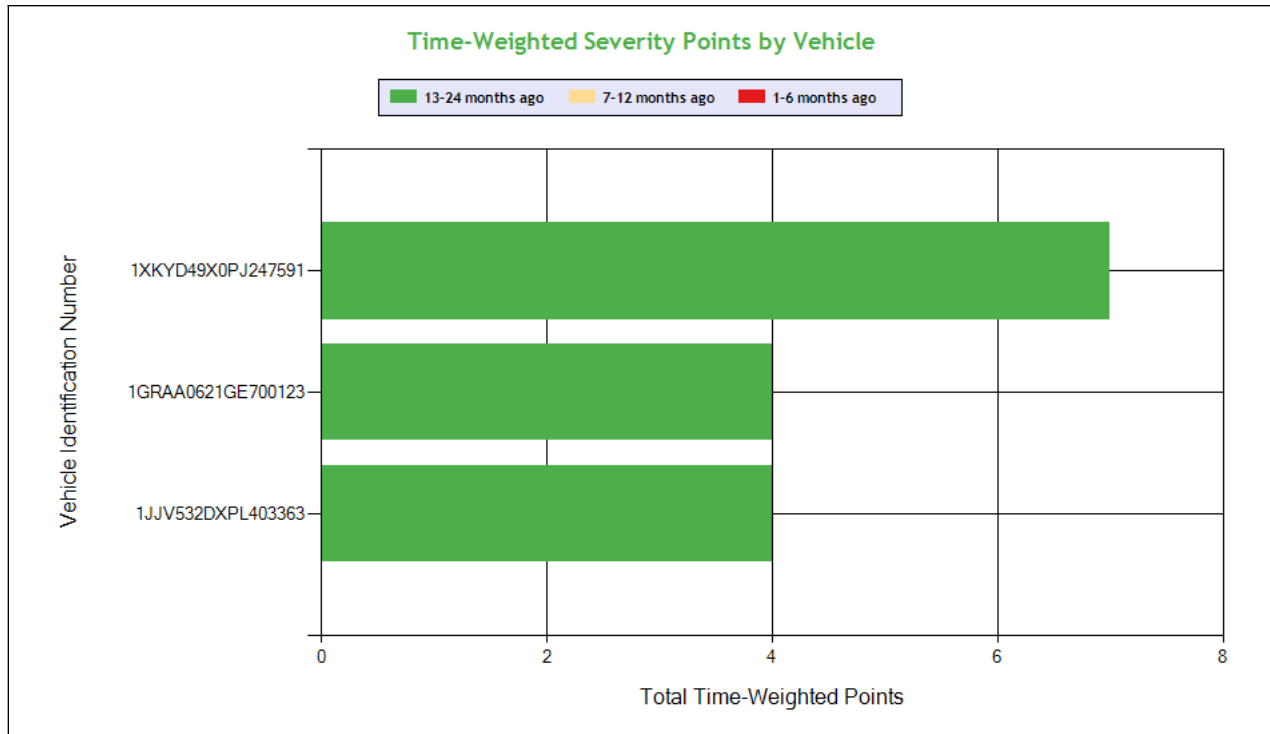
See the Excel file for the complete analysis # Violations is in (1-6/7-12/13-24mo)

Shaded = Out Of Service Violation		
Violation Group		
Violation Description	Total Time-weighted Points by VIN	% of Total Time-weighted Points by VIN
Driver Resp		
Total Time-weighted Points		
% Total Time-Wt Pts		



Vehicle Maintenance





Carrier Software
 1-800-646-5152
 info@CarrierSoftware.com

CONFIDENTIAL - Intended for use by Amerigo Insurance Agency - Date: 2/24/2025

RMT TRANSPORT INC - DOT# 4027802 / MC1520905

See the Excel file for the complete analysis

Violations is in (1-6/7-12/13-24mo)

Shaded = Out Of Service Violation						
Violation Group			Brakes, All Others	Brakes, All Others	Inspection Reports	Other Vehicle Defect
Violation Description	Total Time-weighted Points by VIN	% of Total Time-weighted Points by VIN	Brake tubing and hose adequacy	Brake Connections with Leaks - Connection to Power Unit	Operating a CMV without proof of a periodic inspection	Oil and/or grease leak
Driver Resp			No	Yes	No	No
Total Time-weighted Points			4	4	4	3
% Total Time-Wt Pts			26.67	26.67	26.67	20.0
1XKYD49X0PJ247591	7	46.67			4 (0/0/1)	3 (0/0/1)
1GRAA0621GE700123	4	26.67	4 (0/0/1)			
1JJV532DXPL403363	4	26.67		4 (0/0/1)		

COLOR CODED CRASH TABLE ToC

No crashes have been reported by the DOT on this Motor Carrier

INSPECTIONS WITH SHARED EQUIPMENT:

No Data



LEGEND

Vehicle Information

Inspection for DOT # being analyzed

Inspection for Different DOT #

Crash Information for specific VIN

INSPECTION DETAILS for ALL Inspections

PDF shows the first 100 Power Unit & Trailer VINs with most recent inspections using data from the last 4 years

POWER UNIT Inspections Section

VIN: 1XKYD49X0PJ247591				Unit: Truck Tractor	Year: 2023	Make: KENWORTH	
DOT No: 4027802		Docket No: MC1520905		Name: RMT TRANSPORT INC		Interstate: Yes	
Date	Unit License	Unit Lic State	Violation Unit	Violation Description	Severity	OOS	Citation
02/12/2025	YP76526	CA	-	-	-	-	-
06/24/2024	YP76526	CA	D	392.2SLLS1 - State/Local Laws - Speeding 1-5 Miles Per Hour Over The Speed Limit	0	No	
01/18/2024	YP76526	CA	-	-	-	-	-
08/22/2023	YP76526	CA	1	396.17C - Operating a CMV without proof of a periodic inspection	4	No	
08/22/2023	YP76526	CA	1	396.5B - Oil and/or grease leak	3	No	
08/22/2023	YP76526	CA	D	395.8 - Driver record of duty status (general/form and manner)	1	No	
05/03/2023	YP76526	CA	-	-	-	-	-
DOT No: 3573996				Docket No: MC1204868	Name: ATWAL ROADLINE INC		Interstate: Yes
Date	Unit License	Unit Lic State	Violation Unit	Violation Description	Severity	OOS	Citation
01/09/2023	YP64563	CA	-	-	-	-	-
09/01/2022	YP64563	CA	-	-	-	-	-
08/18/2022	YP64563	CA	-	-	-	-	-

TRAILER Inspections Section

VIN: 1XKYD49X0PJ247591				Unit: Truck Tractor	Year: 2023	Make: KENWORTH	
DOT No: 4027802		Docket No: MC1520905		Name: RMT TRANSPORT INC		Interstate: Yes	
Date	Unit License	Unit Lic State	Violation Unit	Violation Description	Severity	OOS	Citation
02/12/2025	YP76526	CA	-	-	-	-	-
06/24/2024	YP76526	CA	D	392.2SLLS1 - State/Local Laws - Speeding 1-5 Miles Per Hour Over The Speed Limit	0	No	
01/18/2024	YP76526	CA	-	-	-	-	-
08/22/2023	YP76526	CA	1	396.17C - Operating a CMV without proof of a periodic inspection	4	No	
08/22/2023	YP76526	CA	1	396.5B - Oil and/or grease leak	3	No	
08/22/2023	YP76526	CA	D	395.8 - Driver record of duty status (general/form and manner)	1	No	
05/03/2023	YP76526	CA	-	-	-	-	-
DOT No: 3573996				Docket No: MC1204868	Name: ATWAL ROADLINE INC		Interstate: Yes
Date	Unit License	Unit Lic State	Violation Unit	Violation Description	Severity	OOS	Citation
01/09/2023	YP64563	CA	-	-	-	-	-
09/01/2022	YP64563	CA	-	-	-	-	-
08/18/2022	YP64563	CA	-	-	-	-	-



Inspection Summary By Month (based on inspections from the last 4 years) **ToC**

Year-Month	Number of Inspections	Number of Power Units	Total Violations	Total OOS Inspections	Total Severity Points	Number of Crashes
2025-02	1	1	0	0	0	0
2024-06	1	1	1	0	0	0
2024-01	1	1	0	0	0	0
2023-08	1	1	4	0	12	0
2023-05	1	1	2	0	4	0

Note: The most recent month's counts may not include all the inspections for that month.

VIN Inspection Violation Details **ToC**

of VINs: 3 # of Insp: 5 Severity Weight: 32 Avg. Weight/VIN: 6.4 (based on inspections in the last 4 years, showing top 50 VINs inspected most recently)

VIN 1XKYD49X0PJ247591		# of Inspections: 3		Total Severity: 16		Percentage of Total: 50.00%		Avg. Weight Per Inspection: 5.3	
Inspection Date	Inspection ID	Inspection State	Location Description	Total Severity	# of Violations	Shipper Name	Inspection Level	Post Accident	Out of Service
06/24/2024	81947565	OK	TURNER TURNPIKE EB MM 178	0	1	CLOFINE	3	No	No
BASIC		Unit Type		Severity		Description		Out of Service	
		Truck Tractor		0		392.2SLLS1:State/Local Laws - Speeding 1-5 Miles Per Hour Ove		No	
Inspection Date	Inspection ID	Inspection State	Location Description	Total Severity	# of Violations	Shipper Name	Inspection Level	Post Accident	Out of Service
08/22/2023	79485963	UT	WENDOVER PORT OF ENTRY EASTBOU	12	4	DRISCOLL'S INC	1	No	No
BASIC		Unit Type		Severity		Description		Out of Service	
Vehicle Maintenance		Truck Tractor		4		393.45:Brake tubing and hose adequacy		No	
Vehicle Maintenance		Truck Tractor		4		396.17C:Operating a CMV without proof of a periodic inspec		No	
Vehicle Maintenance		Truck Tractor		3		396.5B:Oil and/or grease leak		No	
Hours-Of-Serivce Compliance		Truck Tractor		1		395.8:Driver record of duty status (general/form and ma		No	
Inspection Date	Inspection ID	Inspection State	Location Description	Total Severity	# of Violations	Shipper Name	Inspection Level	Post Accident	Out of Service
05/03/2023	78530266	TN	THP 4 HAYWOOD SCALES - EAST	4	2	SOUTHER GLAZERS	1	No	No
BASIC		Unit Type		Severity		Description		Out of Service	
Vehicle Maintenance		Truck Tractor		4		393.45DLPC:Brake Connections with Leaks - Connection to Power		No	
		Truck Tractor		0		392.2SLLEWA1:State/Local Laws - Excessive Weight - 1-2500 Lbs O		No	
VIN 1GRAA0621GE700123		# of Inspections: 1		Total Severity: 12		Percentage of Total: 37.50%		Avg. Weight Per Inspection: 12.0	
Inspection Date	Inspection ID	Inspection State	Location Description	Total Severity	# of Violations	Shipper Name	Inspection Level	Post Accident	Out of Service
08/22/2023	79485963	UT	WENDOVER PORT OF ENTRY EASTBOU	12	4	DRISCOLL'S INC	1	No	No
BASIC		Unit Type		Severity		Description		Out of Service	
Vehicle Maintenance		Semi Trailer		4		393.45:Brake tubing and hose adequacy		No	
Vehicle Maintenance		Semi Trailer		4		396.17C:Operating a CMV without proof of a periodic inspec		No	
Vehicle Maintenance		Semi Trailer		3		396.5B:Oil and/or grease leak		No	
Hours-Of-Serivce Compliance		Semi Trailer		1		395.8:Driver record of duty status (general/form and ma		No	
VIN 1JJV532DXPL403363		# of Inspections: 1		Total Severity: 4		Percentage of Total: 12.50%		Avg. Weight Per Inspection: 4.0	
Inspection Date	Inspection ID	Inspection State	Location Description	Total Severity	# of Violations	Shipper Name	Inspection Level	Post Accident	Out of Service
05/03/2023	78530266	TN	THP 4 HAYWOOD SCALES - EAST	4	1	SOUTHER GLAZERS	1	No	No
BASIC		Unit Type		Severity		Description		Out of Service	
Vehicle Maintenance		Semi Trailer		4		393.45DLPC:Brake Connections with Leaks - Connection to Power		No	



Inspection History ToC							
Inspection Date	Report Number	Report State	Plate Number	Plate State	Type	Severity Weight	Time Weight
02/12/2025	5820000628	AR	YP76526	CA	Truck Tractor		3
06/24/2024	K200181974	OK	YP76526	CA	Truck Tractor		2
1XKYD49X0PJ247591 - Power Unit - State/Local Laws Violation: 392.2SLLS1State/Local Laws - Speeding 1-5 Miles Per Hour Over The Speed Limit						0	
01/18/2024	WBVC009934	AL	YP76526	CA	Truck Tractor		1
08/22/2023	23RP000231	UT	YP76526	CA	Truck Tractor		1
1XKYD49X0PJ247591 - Power Unit - Hours-Of-Service Violation: 395.8Driver record of duty status (general/form and manner)						1	
1XKYD49X0PJ247591 - Power Unit - Vehicle Maintenance Violation: 393.45Brake tubing and hose adequacy						4	
1XKYD49X0PJ247591 - Power Unit - Vehicle Maintenance Violation: 396.17COperating a CMV without proof of a periodic inspection						4	
1XKYD49X0PJ247591 - Power Unit - Vehicle Maintenance Violation: 396.5BOil and/or grease leak						3	
05/03/2023	AUFI000698	TN	YP76526	CA	Truck Tractor		1
1XKYD49X0PJ247591 - Power Unit - State/Local Laws Violation: 392.2SLEWA1State/Local Laws - Excessive Weight - 1-2500 Lbs Over On An Axle/Axle Groups.						0	
1XKYD49X0PJ247591 - Power Unit - Vehicle Maintenance Violation: 393.45DLPCBrake Connections with Leaks - Connection to Power Unit						4	
Only the first 20 inspections are shown. See the live report for more data.							