



Table of Contents

1. Overview	2. BASIC Scores History
3. BASIC Measures	4. KPI: BASIC Measures by Cargo Group
5. Estimated ISS Score	6. Investigation Results
7. Penalties History	8. Acute Critical Violations
9. Red Flag Violation Details	10. DOT Registration Information
11. DOT MCS-150 History	12. Crash Summary
13. Inspection Summary	14. KPI: Inspection Viol OOS Rates by Cargo Group
15. FHWA Registration Information	16. FHWA Insurance Information
17. FHWA Authorities	18. Severe Violations
19. Violation Report	20. Violation Summary
21. Violation Enforcement Chronology	22. Inspection Violations & OOS Counts
23. Radius Of Operation	24. Inspection & Crash Locations
25. Cargo Hot Spots	26. Inspection Violations & OOS Chronology
27. Percent of Insp & Crash by State	28. VIN Insp Summary by State
29. Violations By Unit Type	30. Equipment Ownership
31. Equipment Details	32. Vehicle Age
33. States of Power Unit Registrations	34. Equipment Acquisitions
35. Driver Details	36. Shared VIN Summary
37. Shipper Table	38. Safety Summary
39. Safety Details	40. Crash Detail Color Coded
41. Inspections with Shared Equipment	42. Inspection Tabular Details
43. Inspection Summary By Month	44. VIN Inspection Violation Details
45. Inspection History	



Business Address

3880 N FRUIT AVE APT 204
FRESNO, CA

93705

Contact Info

(929)-402-4628

DIVENDER.EGURUKUL@GMAIL.CO
M

FHWA Address

3880 N FRUIT AVE APT 204
FRESNO,CA,93705

Phone:(929)-402-4628

Mailing Address

3880 N FRUIT AVE APT 204
FRESNO, CA

93705

Overview ToC

Operating Status: AUTHORIZED FOR Property
One other company viewed this DOT in the past two months
Crash/PU ratio: 0.0%
Clean Inspection ratio: 50.0%

Estimated BASIC Scores (as of 12/27/2024)

	Unsafe Driving	Hours of Service	Driver Fitness	Controlled Sub. and Alcohol	Vehicle Maintenance	HM Compliance	Crash
Relative Scores	0% ○	0% ⬆	0% ○	0% ○	0% ⬆	0% ○	0% ○
Alert Status	No	No	No	No	No	No	No



Estimated Inspection Selection System (ISS) Score: 72
Category: Optional Inspect

* The Estimated ISS score is based on Insufficient Data Algorithm *

BASIC Scores History - Unsafe Driving ToC

There are no Scores for this BASIC

BASIC Scores History - Hours of Service ToC

There are no Scores for this BASIC

BASIC Scores History - Driver Fitness ToC

There are no Scores for this BASIC

BASIC Scores History - Controlled Substance ToC

There are no Scores for this BASIC



BASIC Scores History - Vehicle Maintenance ToC

There are no Scores for this BASIC

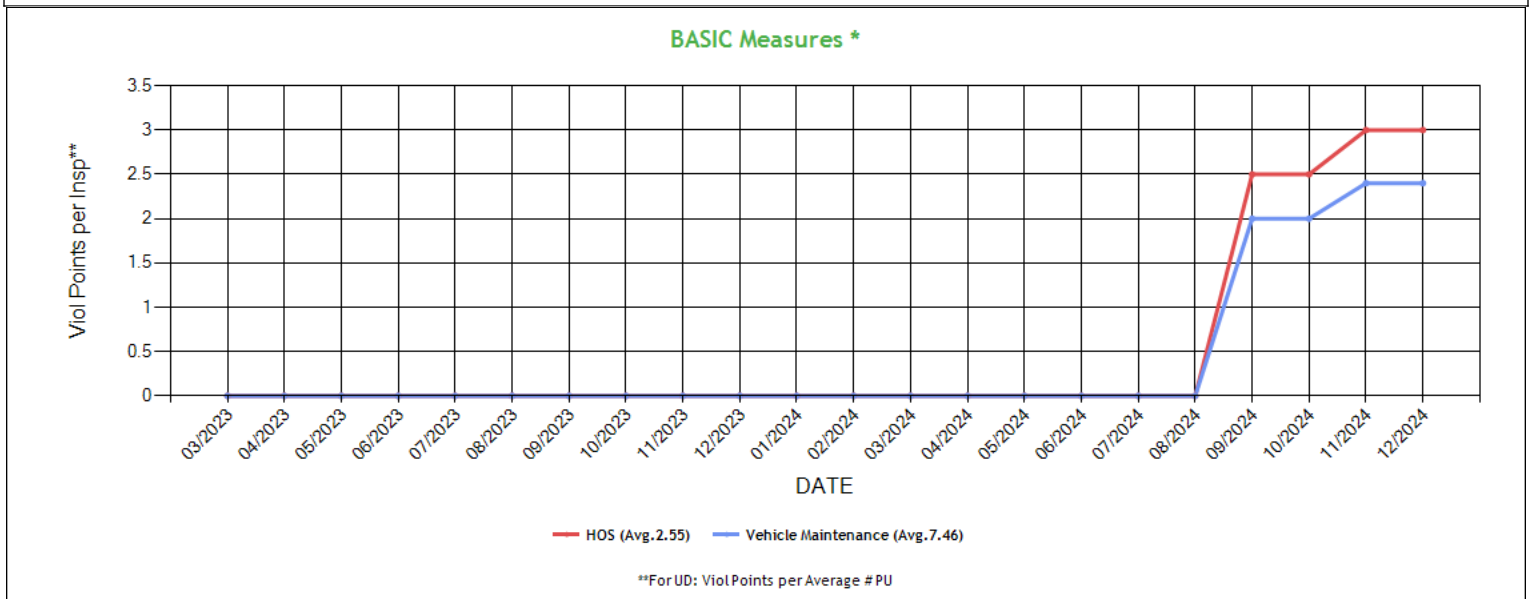
BASIC Scores History - Crash ToC

There are no Scores for this BASIC

BASIC Scores History - Hazmat ToC

There are no Scores for this BASIC

BASIC Measures: Violation Points per Inspection Trends ToC



* BASIC Measures are the absolute SMS scores that are compared within each Safety Event Group to determine the BASIC Score percentiles. Averages based on fleets with 1-5 power units.



BASIC Measures * - Table ToC

UD-Unsafe Driving, HOS-Hours of Service, DF-Driver Fitness, CS-Controlled Substances, VM-Vehicle Maintenance

Date	UD Measure	UD AC	UD with Viol	HOS Measure	HOS AC	HOS with Viol	DF Measure	DF AC	DF with Viol	CS Measure	CS AC	CS with Viol	VM Measure	VM AC	VM with Viol
12/2024	0.00	N	0	3.00	N	1	0.00	N	0	0.00	N	0	2.40	N	1
11/2024	0.00	N	0	3.00	N	1	0.00	N	0	0.00	N	0	2.40	N	1
10/2024	0.00	N	0	2.50	N	1	0.00	N	0	0.00	N	0	2.00	N	1
09/2024	0.00	N	0	2.50	N	1	0.00	N	0	0.00	N	0	2.00	N	1
08/2024	0.00	N	0	0.00	N	0	0.00	N	0	0.00	N	0	0.00	N	0
07/2024	0.00	N	0	0.00	N	0	0.00	N	0	0.00	N	0	0.00	N	0
06/2024	0.00	N	0	0.00	N	0	0.00	N	0	0.00	N	0	0.00	N	0
05/2024	0.00	N	0	0.00	N	0	0.00	N	0	0.00	N	0	0.00	N	0
04/2024	0.00	N	0	0.00	N	0	0.00	N	0	0.00	N	0	0.00	N	0
03/2024	0.00	N	0	0.00	N	0	0.00	N	0	0.00	N	0	0.00	N	0
02/2024	0.00	N	0	0.00	N	0	0.00	N	0	0.00	N	0	0.00	N	0
01/2024	0.00	N	0	0.00	N	0	0.00	N	0	0.00	N	0	0.00	N	0
12/2023	0.00	N	0	0.00	N	0	0.00	N	0	0.00	N	0	0.00	N	0
11/2023	0.00	N	0	0.00	N	0	0.00	N	0	0.00	N	0	0.00	N	0
10/2023	0.00	N	0	0.00	N	0	0.00	N	0	0.00	N	0	0.00	N	0
09/2023	0.00	N	0	0.00	N	0	0.00	N	0	0.00	N	0	0.00	N	0
08/2023	0.00	N	0	0.00	N	0	0.00	N	0	0.00	N	0	0.00	N	0
07/2023	0.00	N	0	0.00	N	0	0.00	N	0	0.00	N	0	0.00	N	0
06/2023	0.00	N	0	0.00	N	0	0.00	N	0	0.00	N	0	0.00	N	0
05/2023	0.00	N	0	0.00	N	0	0.00	N	0	0.00	N	0	0.00	N	0
04/2023	0.00	N	0	0.00	N	0	0.00	N	0	0.00	N	0	0.00	N	0
03/2023	0.00	N	0	0.00	N	0	0.00	N	0	0.00	N	0	0.00	N	0

* BASIC Measures are the absolute SMS scores that are compared within each Safety Event Group to determine the BASIC Score percentiles.

KPI: BASIC Measures by Fleet Size and Cargo Group ToC

Fleet Size: 1-5 PUs

Cargo Group (Companies)	Unsafe Driving		Hours of Service		Driver Fitness		Controlled Substance		Vehicle Maintenance		HM Compliance		Crash	
	Avg.	Comp. to Avg.	Avg.	Comp. to Avg.	Avg.	Comp. to Avg.	Avg.	Comp. to Avg.	Avg.	Comp. to Avg.	Avg.	Comp. to Avg.	Avg.	Comp. to Avg.
Bulk Goods (251965)	0.77	Better	0.23	Worse	0.13	Better	0.01	Better	1.72	Worse	0.01	Better	0.06	Better
General Freight (487017)	0.79	Better	0.23	Worse	0.20	Better	0.02	Better	1.90	Worse	0.01	Better	0.06	Better
Refrigerated (65131)	1.52	Better	0.56	Worse	0.16	Better	0.02	Better	2.62	Better	0.01	Better	0.11	Better
BMS LOGISTIC INC	0.00		3.00		0.00		0.00		2.40		0.00		0.00	

Estimated ISS Score: 72 Optional Inspect ToC About the Inspection Selection System



Estimated ISS Score History - Table ToC

Date	Estimated ISS Score	Recommendation	Algorithm
12/27/2024	72	Optional Inspect	Insufficient Data Algorithm
11/29/2024	72	Optional Inspect	Insufficient Data Algorithm
10/25/2024	72	Optional Inspect	Insufficient Data Algorithm
09/27/2024	72	Optional Inspect	Insufficient Data Algorithm
08/30/2024	65	Optional Inspect	Insufficient Data Algorithm
07/26/2024	65	Optional Inspect	Insufficient Data Algorithm
06/28/2024	65	Optional Inspect	Insufficient Data Algorithm
05/31/2024	67	Optional Inspect	Insufficient Data Algorithm
04/26/2024	64	Optional Inspect	Insufficient Data Algorithm
03/29/2024	64	Optional Inspect	Insufficient Data Algorithm
02/23/2024	64	Optional Inspect	Insufficient Data Algorithm
01/26/2024	64	Optional Inspect	Insufficient Data Algorithm
12/29/2023	64	Optional Inspect	Insufficient Data Algorithm
11/24/2023	64	Optional Inspect	Insufficient Data Algorithm
10/27/2023	64	Optional Inspect	Insufficient Data Algorithm
09/29/2023	64	Optional Inspect	Insufficient Data Algorithm
08/25/2023	64	Optional Inspect	Insufficient Data Algorithm
07/28/2023	64	Optional Inspect	Insufficient Data Algorithm
06/30/2023	64	Optional Inspect	Insufficient Data Algorithm
05/26/2023	64	Optional Inspect	Insufficient Data Algorithm
04/28/2023	64	Optional Inspect	Insufficient Data Algorithm
03/31/2023	63	Optional Inspect	Insufficient Data Algorithm

Investigation Results ToC

No Investigations reported on FMCSA website

Penalties History ToC

There is a problem with the Penalties data on FMCSA website.

Acute Critical Violations (Based on Investigations as per CSA Methodology Appendix A) ToC

No Data

No red flag violations in the last 24 months

DOT Registration Information: The following information on this specific DOT # is from the Federal DOT (as of Operating Authority

DOT Registration: 03/27/2023		Total Power Units: 1		Total Trucks: 1		Total Trailers: 0		Total Passenger Vehicles: 0	
Status	Entity Type	Organization Type	Nation	Total Cars	Drivers / CDL Drivers				
A	C	-	US	0	2 / 1				
MCS-150 Date	Op Codes	Shipper Op Codes	Shipper HazMat Op Codes	Latest Review Type	Latest Review Document Number(Date)				
09/11/2024	A				()				
MCS-150 Mileage (Year)	Record Update Date	Transports Hazmats	DOT Census Date	Recordable Accident Rate	Preventable Accident Rate				
65,300 (2024)	09/11/2024	N	03/27/2023	0%	0%				
MCS-151 Mileage	Safety Rating (Date)	SEA Accident	SEA Driver	SEA Vehicle	SEA Management				
0	None (None)	0%	0%	0%	0%				
Classification Codes		Cargo Carried (per MCS-150)							
Authorized-For-Hire		General Freight, Fresh Produce, Refrigerated foods							



DOT MCS-150 History ToC			(as of 09/16/2024 DOT census)						
Census Date	MCS-150 Date	MCS-150 Mileage	VMT Year	Power Units	Drivers	Trailers	Company Rep1	Company Rep2	Email
9/16/2024	9/11/2024	65300	2024	1	2	-	DIVENDER SINGH		DIVENDER.EGURUKUL@GMAIL.COM
4/9/2023	3/27/2023	0		1	2	0	DIVENDER SINGH		DIVENDER.EGURUKUL@GMAIL.COM

Crash Summary Chart **ToC**Crashes Summary - Chart (based on all available crash data)

No Data

Crashes Summary - Table (based on all available crash data) ToC										
	TOTAL	Last 6 months	7-12 months	13-18 months	19-24 months	25-30 months	30-36 months	37-41 months	42-48 months	Over 49 months
Total Reportable	0	0	0	0	0	0	0	0	0	0
Fatalities	0	0	0	0	0	0	0	0	0	0
Injuries	0	0	0	0	0	0	0	0	0	0
Tow Away	0	0	0	0	0	0	0	0	0	0
With Citations	0	0	0	0	0	0	0	0	0	0
Federal Recordable	0	0	0	0	0	0	0	0	0	0
Preventable	0	0	0	0	0	0	0	0	0	0
Crash per Pwr Unit	-	0.0%	0.0%	0.0%	0.0%	0.0%	0.0%	0.0%	0.0%	-

Inspection Summary ToC			
The following inspection information is based on results for 24 months prior to: 02/02/2025. Please note that the total inspections number is not necessarily the total of the vehicle, driver and hazmat inspections, as one inspection may have included any combination of the below inspections.			
Overall	Vehicle	Driver	Hazmat
(Please note that the total inspections number is not necessarily the total of the vehicle, driver and hazmat inspections, as one inspection may have included any combination of the below inspections) Total Inspections: 2 Total Out of Service: 0 Out of Service: 0% National Average: 20.82% Difference: -20.82%	Total Inspections: 2 Total Out of Service: 0 Out of Service: 0.00% National Average: 24.68% Difference: -24.68%	Total Inspections: 2 Total Out of Service: 0 Out of Service: 0.00% National Average: 6.67% Difference: -6.67%	Total Inspections: 0 Total Out of Service: 0 Out of Service: 0.00% National Average: 2.97% Difference: -2.97%

KPI: Inspection Viol OOS Rates by Cargo Group ToC								
Cargo Group	OVERALL		VEHICLE		DRIVER		HAZMAT	
	Average	Compared to Average	Average	Compared to Average	Average	Compared to Average	Average	Compared to Average
Bulk Goods	24.23%	Better	22.30%	Better	9.12%	Better	0.16%	Better
General Freight	28.74%	Better	24.98%	Better	12.59%	Better	0.22%	Better
Refrigerated	22.83%	Better	20.76%	Better	10.37%	Better	0.08%	Better
BMS LOGISTIC INC	0%		0%		0%		0%	



FHWA Registration Information: The following data on this Motor Carrier is from the Federal Hwy Administration (as of 5/23/2024)

Docket Number	DOT Number	Company Name	DBA Name	Address	City	State	Country	ZIP Code
MC1535293	4051383	BMS LOGISTIC INC		3880 N FRUIT AVE APT 204	FRESNO	CA	US	93705
Phone Number	Fax Number	Mail Address	Mail City	Mail State	Mail Contry	Mail ZIP Code	Mail Phone Number	Mail Fax Number
(929)-402-4628								
Date of Last Change	Freight	Passenger	Household Goods	Active Authority	Pending Authority	Revocation Pending Authority		
5/23/2024	Y	N	N	/ Common /	/	/		

Insurance Required (as of 05/23/2024) ToC

Docket Number	Insurance Type	Insurance Required	Insurance on File
MC1535293	BIPD	\$750k	\$750k
MC1535293	Cargo	No	No
MC1535293	Bond	No	No

Active / Pending Insurance (as of 05/23/2024)

Docket Number	Form	Type	Insurance Carrier	Policy/Surety	Coverage From	Coverage To	Required	On File	Effective Date	Cancel Date
MC1535293	91X	BIPD/Primary	BULLDOG NATIONAL RRG GROUP INC	ATG-CA-0007064-24	\$0k	\$750k	\$750k	\$750k	03/21/2024	-

Insurance History (as of 05/23/2024)

No Data for Insurance History (as of 05/23/2024)

FHWA Authorities (as of 05/23/2024) ToC

Docket#	L&I Name	Active Authority	Inactive Authority	Pending Authority	Revocation Pending Authority	Freight	Passenger	Household Goods
MC1535293	BMS LOGISTIC INC	Common /				Yes	No	No

Authority History (as of 05/23/2024)

Docket Number	Sub	Auth Type	Original Action	Disposition
MC1535293		COMMON	GRANTED 4/4/2024 12:00:00 AM	
MC1535293		COMMON	DISMISSED 5/4/2023 12:00:00 AM	

Severe Violations (i.e. those with >= 8 points) - Chart ToC

No Data



Severe Violations (i.e. those with >= 8 points) - Table

No Data

Violation Report [ToC](#)

Inspection Date	Inspection State	BASIC	Violation Description	OOS	VIN	Severity Points
09/04/2024	CA	-	395.24D - Eld Cannot Transfer Eld Records Electronically	No	1XKYD49X8NJ494838	0
09/04/2024	CA	Vehicle Maintenance	393.26 - Requirements for reflectors	No	1XKYD49X8NJ494838	3
09/04/2024	CA	Vehicle Maintenance	393.60E - WINDSHIELD - OBSTRUCTED.	No	1XKYD49X8NJ494838	1
09/04/2024	CA	Hours-Of-Service	395.8 - Driver record of duty status (general/form and manner)	No	1XKYD49X8NJ494838	1
09/04/2024	CA	Hours-Of-Service	395.22G - Portable ELD not mounted in a fixed position and visible to driver	No	1XKYD49X8NJ494838	1

No filters were applied when generating this report, see the live report for more options.

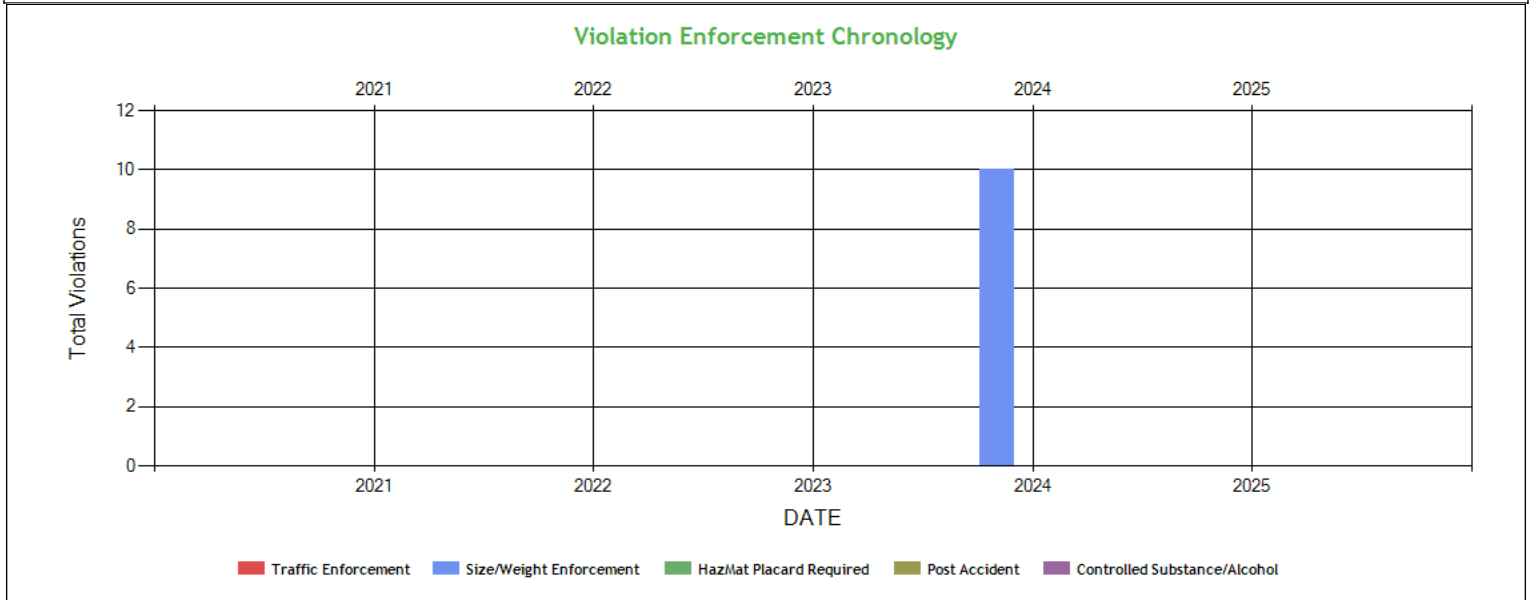
Violation Summary [ToC](#)

BASIC	Violation Group	Code	Description	# of Violations	# of OOS Violations	Severity Points
Vehicle Maintenance	Reflective Sheeting	393.26	Requirements for reflectors	1	0	3
Hours-Of-Service (HOS) Compliance		395.22G	Portable ELD not mounted in a fixed position and visible to driver	1	0	1
Vehicle Maintenance	Windshield/ Glass/ Markings	393.60E	WINDSHIELD - OBSTRUCTED.	1	0	1
Hours-Of-Service (HOS) Compliance	Other Log/Form & Manner	395.8	Driver record of duty status (general/form and manner)	1	0	1
	Not used in SMS Calculation	395.24D	Eld Cannot Transfer Eld Records Electronically	1	0	0

No filters were applied when generating this report, see the live report for more options.



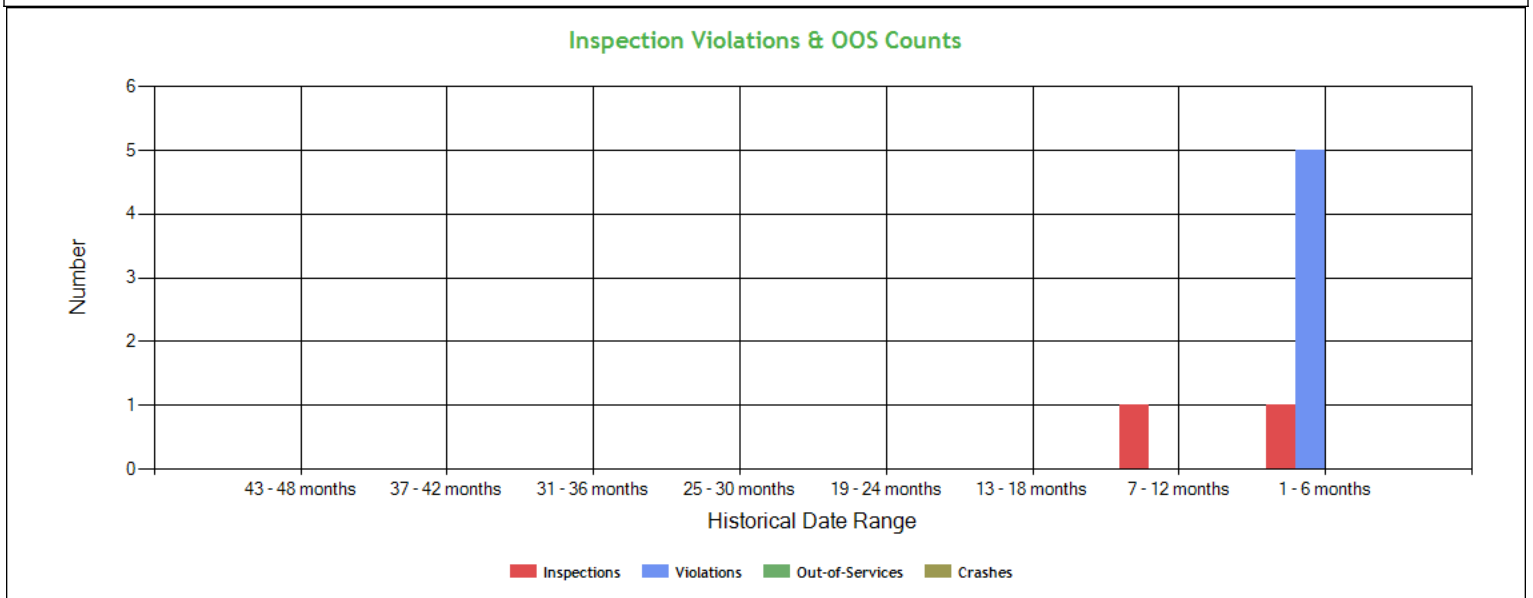
Violation Enforcement Chronology - Chart ToC



Violation Enforcement Chronology - Table ToC

	2021	2022	2023	2024	2025
Traffic Enforcement	0	0	0	0	0
Size/Weight Enforcement	0	0	0	10	0
HazMat Placard Required	0	0	0	0	0
Post Accident	0	0	0	0	0
Controlled Substance/Alcohol	0	0	0	0	0

Inspection Violations & OOS Counts - Chart ToC





Inspection Violations & OOS Counts - Table [ToC](#)

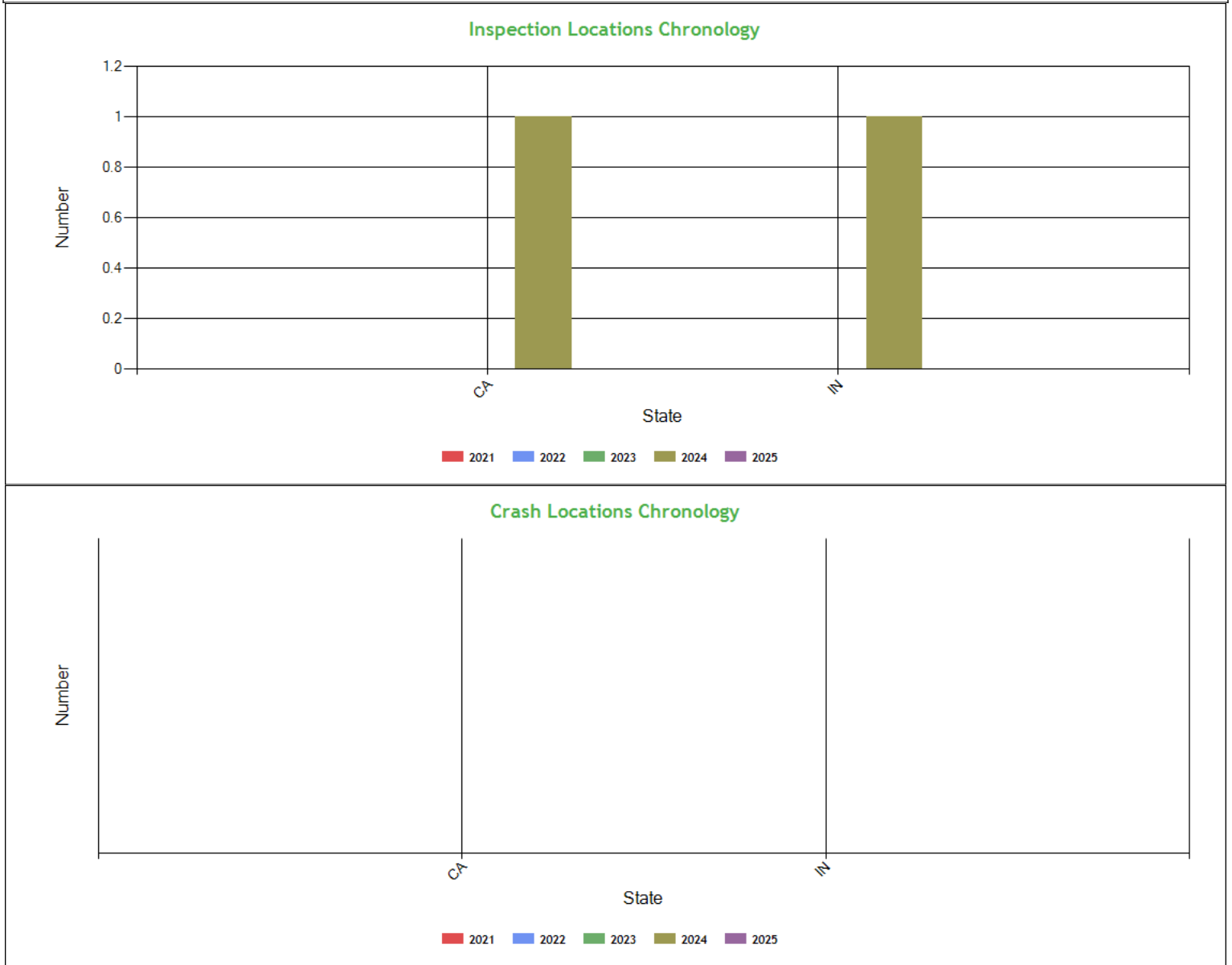
Date Range	Inspections	Violations	Out-of-Services	Crashes
TOTAL	2	5	0	0
1 - 6 months	1	5	0	0
7 - 12 months	1	0	0	0
13 - 18 months	0	0	0	0
19 - 24 months	0	0	0	0
25 - 30 months	0	0	0	0
31 - 36 months	0	0	0	0
37 - 42 months	0	0	0	0
43 - 48 months	0	0	0	0

Radius of Operation (based on Inspections and Crashes during the past 3 years) [ToC](#)

	Total	Drive between 0 and 50 miles radius	Drive between 51 and 200 miles radius	Drive between 201 and 300 miles radius	Drive between 301 and 400 miles radius	Drive between 401 and 500 miles radius	Drive between 501 and 600 miles radius	Drive beyond 600 miles radius
Power Units (i.e. unique VINs)	1	0	0	0	0	0	0	1
Percent	100%	0%	0%	0%	0%	0%	0%	100%



Inspection & Crash Locations - Chart [ToC](#)



Inspection & Crash Locations - Table [ToC](#)

State	Inspections					Violations					Out-of-Services					Crashes				
	2021	2022	2023	2024	2025	2021	2022	2023	2024	2025	2021	2022	2023	2024	2025	2021	2022	2023	2024	2025
TOTAL	0	0	0	2	0	0	0	0	5	0	0	0	0	0	0	0	0	0	0	0
CA	0	0	0	1	0	0	0	0	5	0	0	0	0	0	0	0	0	0	0	0
IN	0	0	0	1	0	0	0	0	0	0	0	0	0	0	0	0	0	0	0	0

Hot Spot Summary [ToC](#)

Year	Month	Level 5	Level 5 %	Level 4	Level 4 %	Level 3	Level 3 %	Level 2	Level 2 %	Level 1	Level 1 %	Level 0	Level 0 %	Levels 1 - 5	Levels 1 - 5 %
2024	September (Partial)	0	0.00%	0	0.00%	1	50.00%	0	0.00%	0	0.00%	0	0.00%	1	50.00%
2024	May	0	0.00%	0	0.00%	1	50.00%	0	0.00%	0	0.00%	0	0.00%	1	50.00%



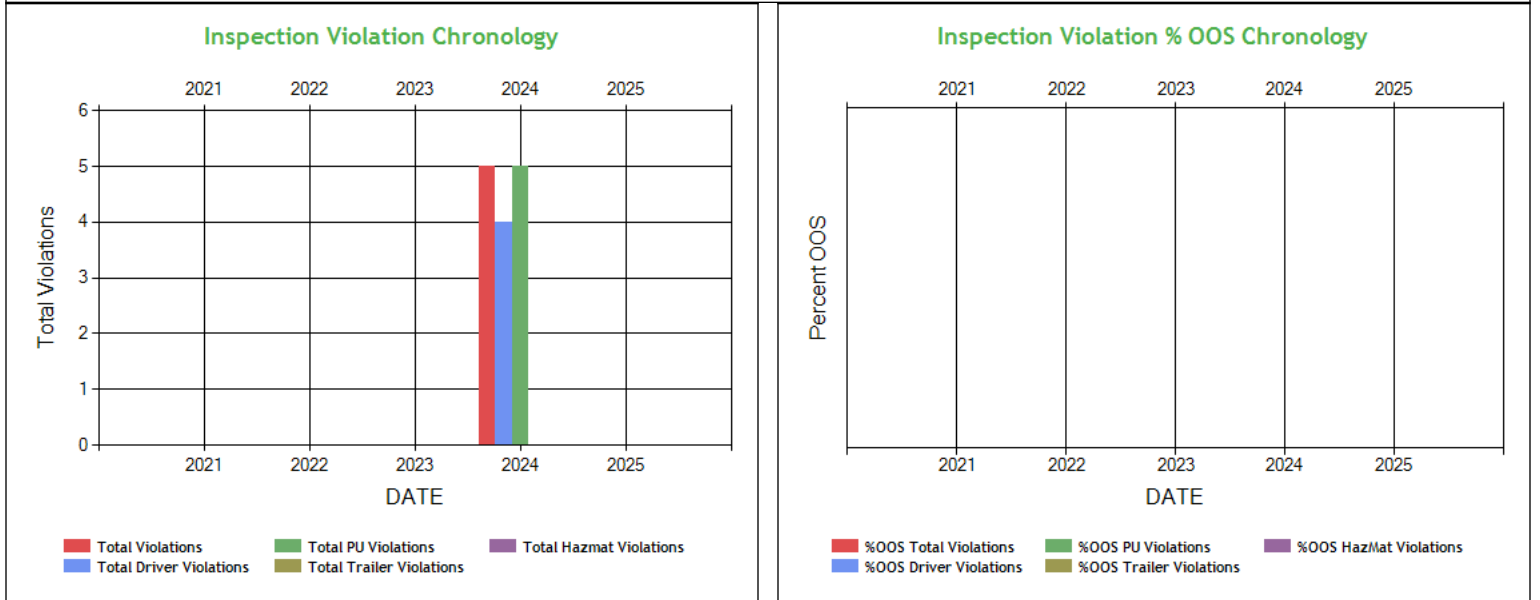
Totals	0	0.00%	0	0.00%	2	100.00%	0	0.00%	0	0.00%	0	0.00%	2	100.00%
--------	---	-------	---	-------	---	---------	---	-------	---	-------	---	-------	---	---------

Hot Spot Analysis

State	County	Level	Count	Percentage
CA	Merced	3	1	50.00%
IN	Vigo	3	1	50.00%

Report generated using the last 12 full months of inspection data

Inspection Violation % OOS Chronology - Chart [ToC](#)

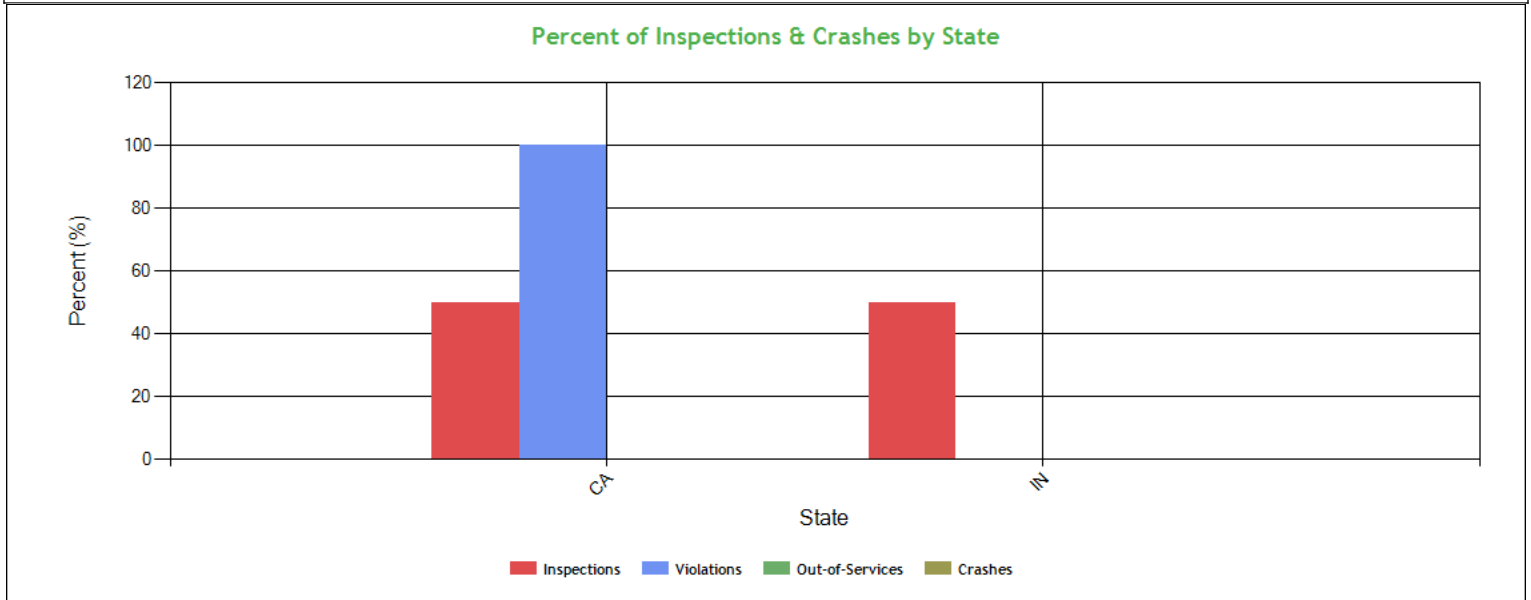


Inspection Violation % OOS Chronology - Table [ToC](#)

	2021	2022	2023	2024	2025
Total Violations	0	0	0	5	0
Total Out Of Services	0	0	0	0	0
%OOS Total Violations	0	0	0	0	0
Total Driver Violations	0	0	0	4	0
Total Driver Out Of Services	0	0	0	0	0
%OOS Driver Violations	0	0	0	0	0
Total PU Violations	0	0	0	5	0
Total PU Out Of Services	0	0	0	0	0
%OOS PU Violations	0	0	0	0	0
Total Trailer Violations	0	0	0	0	0
Total Trailer Out Of Services	0	0	0	0	0
%OOS Trailer Violations	0	0	0	0	0
Total Hazmat Violations	0	0	0	0	0
Total Hazmat Out Of Services	0	0	0	0	0
%OOS HazMat Violations	0	0	0	0	0



Percent of Insp & Crash by State - Chart ToC



Percent of Insp & Crash by State - Table (based on Inspection data from the last 4 years) ToC

State	Inspections		Violations		Out-of-Services		Crashes	
	Total	Percent	Total	Percent	Total	Percent	Total	Percent
	2	100	5	100	0	100	0	100
CA	1	50	5	100	0	0	0	0
IN	1	50	0	0	0	0	0	0

VIN Insp Summary by State (based on inspection from the last 2 years) ToC

VIN	Insp	Viol Pts	Counts in each State			
			CA		IN	
			Insp	Viol Pts	Insp	Viol Pts
TOTALS	4/12*	2/6**	1	6	1	0
1XKYD49X8NJ494838	2	6	1	6	1	0
1UYVS2531GM411491	1	0	0	0	1	0

*<Total number of inspections for these 2 VIN(s)>/n<Total number of inspections for these 2 state(s)>

**<Total severity sum for these 2 VIN(s)>/n<Total severity sum for these 2 state(s)>

Violations By Unit Type ToC

of Violations: 5 Total Severity: 6 based on inspections in the last 2 years

Violation Unit: Driver	# of Violations: 4	Total Severity: 3	% of Total: 50%
Viol. Group: None	# of Violations: 1	Total Severity: 1	% of Total: 16.67%
Violation	Number of Occurrences	Viol. Severity	Total Severity
395.22G:Portable ELD not mounted in a fixed position and v	1	1	1
Viol. Group: Other Log/Form & Manner	# of Violations: 1	Total Severity: 1	% of Total: 16.67%
395.8:Driver record of duty status (general/form and ma	1	1	1
Viol. Group: Windshield/ Glass/ Markings	# of Violations: 1	Total Severity: 1	% of Total: 16.67%
393.60E:WINDSHIELD - OBSTRUCTED.	1	1	1
Viol. Group: Hours	# of Violations: 1	Total Severity: 0	% of Total: 0%
395.24D:Eld Cannot Transfer Eld Records Electronically	1	0	0
Violation Unit: Power Unit	# of Violations: 1	Total Severity: 3	% of Total: 50%



Viol. Group: Reflective Sheeting	# of Violations: 1	Total Severity: 3	% of Total: 50%
Violation	Number of Occurrences	Viol. Severity	Total Severity
393.26:Requirements for reflectors	1	3	3

Equipment Ownership ToC Equipment Ownership (based on MCS-150 dated 9/11/2024)					
	Trucks	Tractors	Trailers	Motor Coaches	Vans
Owned	0	1	0	0	0
Term Leased	0	0	0	0	0
Trip Leased	0	0	0	0	0
Total No.	0	1	0	0	0

Equipment Details Power Units ToC									
VIN	Latest Insp Date	Year	Make	Model	Body Class	Body Type	Axles	Len	Fuel Type
1XKYD49X8NJ4 94838	09/04/2024	2022	KENWORTH	T680	Truck-Tractor	-	-	-	-

Equipment Details Trailers									
VIN	Latest Insp Date	Year	Make	Model	Body Class	Body Type	Axles	Len	Fuel Type
1UYVS2531GM 411491	09/04/2024	2016	UTILITY	Utility Trailer Manufacturer	Trailer	Van Trailer	2	53	-

Vehicle Age ToC				
Year	# Power Units	PU Percentage	# Trailers	Trailres Percentage
2022	1	100.00%	0	0.00%
2016	0	0.00%	1	100.00%

Based on 24 months of inspection data, see the live report for more options

States of Power Unit Registrations ToC		
State	CA	IN
Number of Power Units	1	1

Equipment Acquisitions - Table ToC						
	Power Units inspected for 1st time in past 12 months	Power Units inspected for 1st time in past 24 months	Power Units inspected during entire date range	Trailers inspected for 1st time in past 12 months	Trailers inspected for 1st time in past 24 months	Trailers inspected during entire date range
Unique VINs	1	1	1	1	1	1
Unique License Plates	1	1	1	1	1	1
License Plate States	1	1	1	1	1	1



Driver Details ToC Driver Details (based on MCS-150 dated 9/11/2024)			
	Within 100 mi	Beyond 100 mi	TOTAL
# Drivers Interstate	1	1	2
# Drivers Intrastate	0	0	0
TOTAL	1	1	/
Avg. # Trip Lease Drivers/Mo: 0 # Drivers Grand Total: 2 # Drivers Commercially Licensed: 1			

Shared VIN Summary ToC

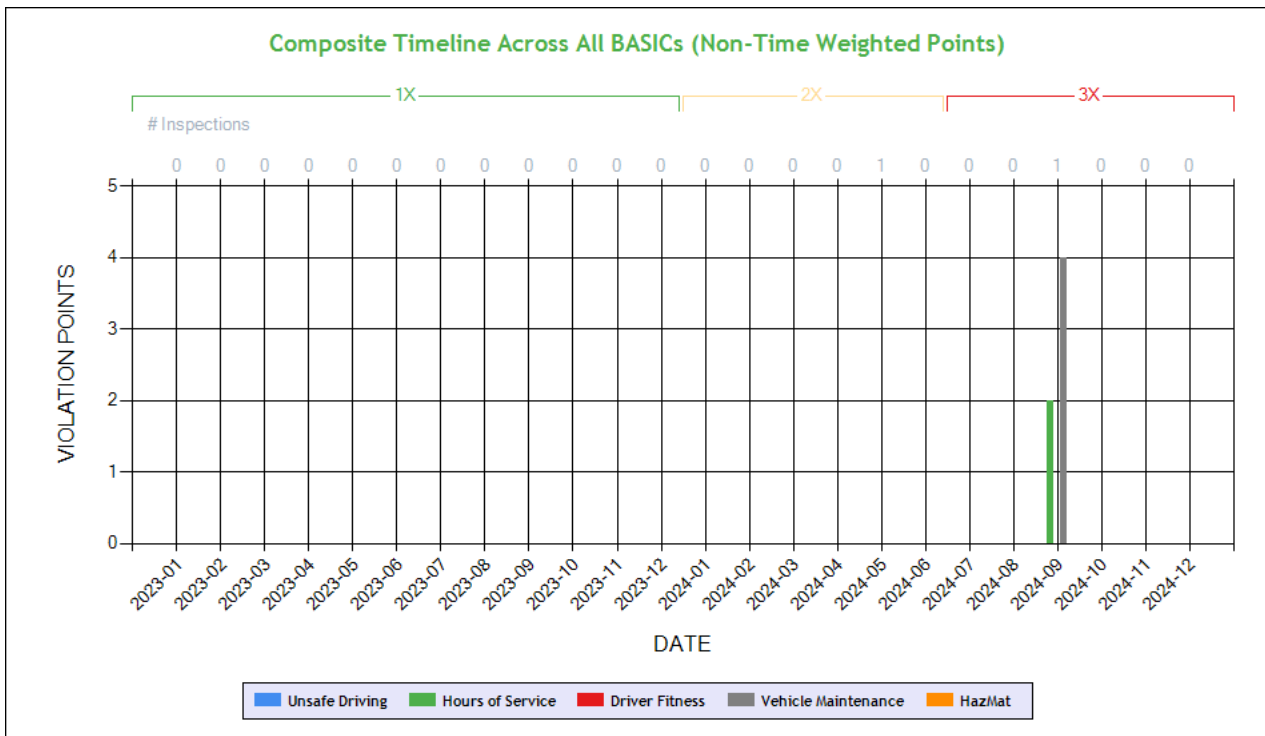
No Data

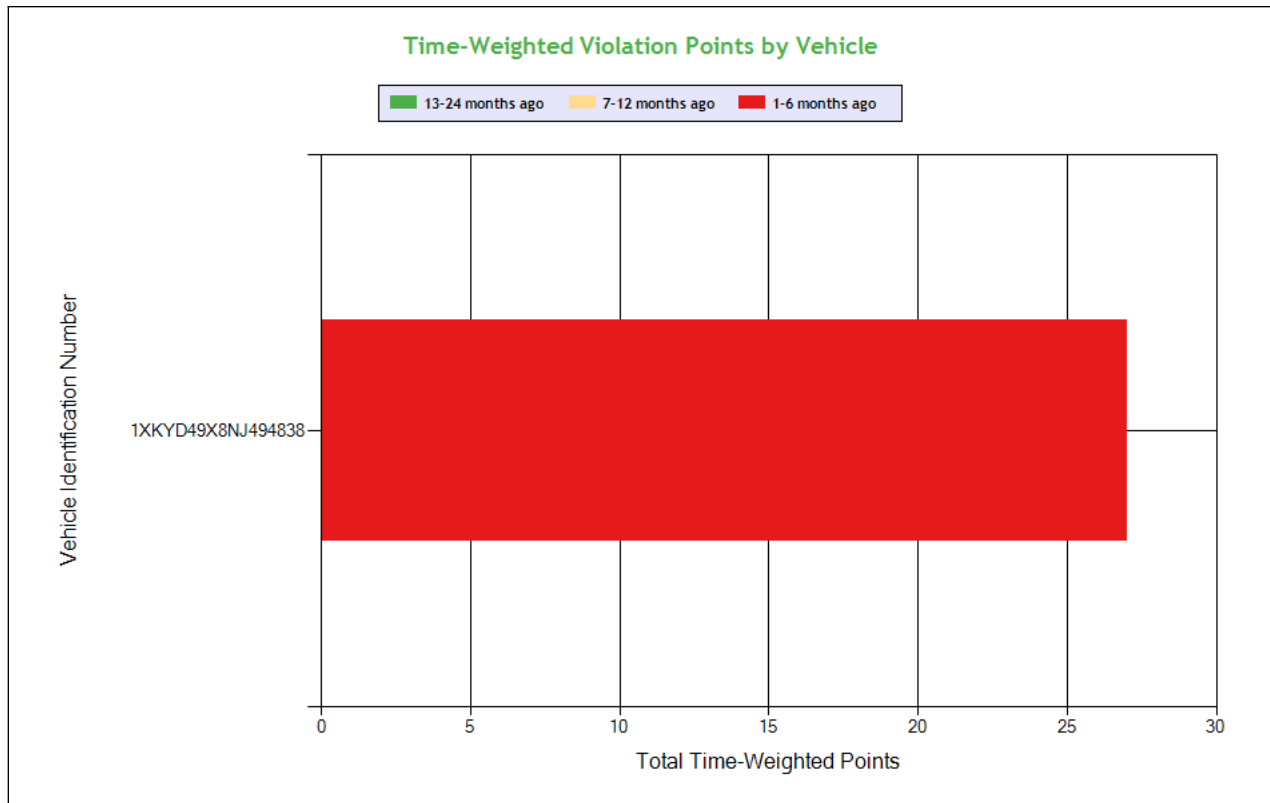
SHIPPERS DETAIL **ToC** based on Inspection results for the last 4 years

Shipper Name	Number of Inspections
No Shipper listed	2



Carrier Underwriting Report Safety Summary ToC





See the Excel file for the complete analysis

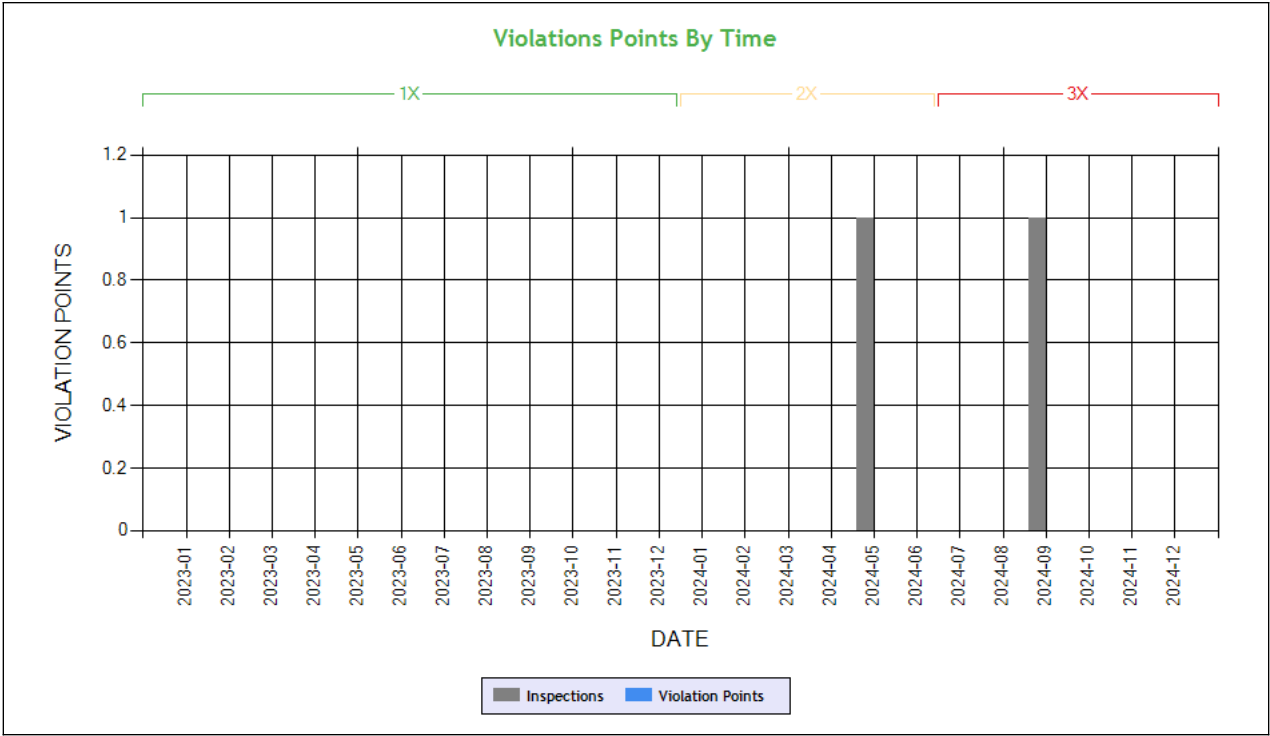
Violations is in (1-6/7-12/13-24mo)

Shaded = Out Of Service Violation							
Violation Group			Reflective Sheeting	Not used in SMS Calculation	Other Log/Form & Manner	Windshield/ Glass/ Markings	
Violation Description	Total Time-weighted Points by VIN	% of Total Time-weighted Points by VIN	Requirements for reflectors	Eld Cannot Transfer Eld Records Electronically	Driver record of duty status (general/form and manner)	Windshield - Obstructed	Portable ELD not mounted in a fixed position and visible to driver
Driver Resp			Yes	N/A	Yes	Yes	Yes
Total Time-weighted Points			9	9	3	3	3
% Total Time-Wt Pts			33.33	33.33	11.11	11.11	11.11
1XKYD49X8NJ494838	27	100	9 (1/0/0)	9 (1/0/0)	3 (1/0/0)	3 (1/0/0)	3 (1/0/0)



SAFETY ANALYSIS ToC

Unsafe Driving

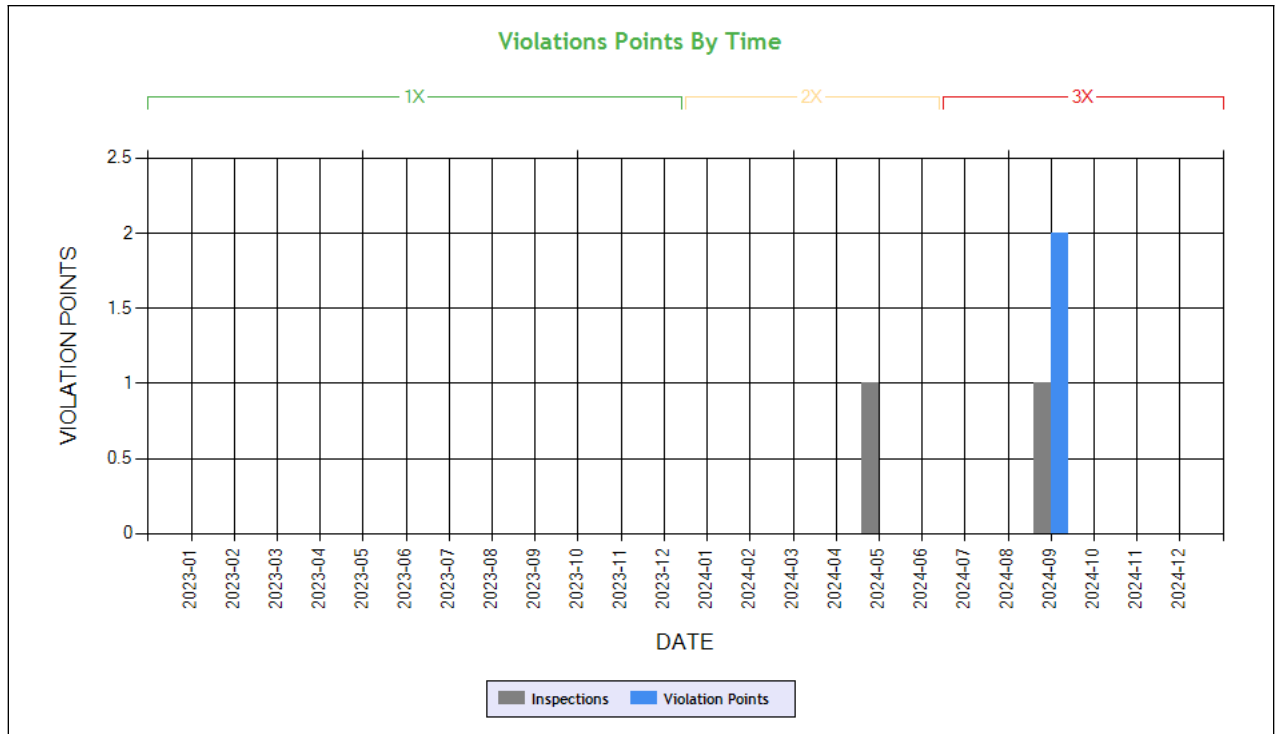


Time-Weighted Violation Points - no data available to draw a chart
Time-Weighted Severity Points by Vehicle - no data available to draw a chart

See the Excel file for the complete analysis # Violations is in (1-6/7-12/13-24mo)

Shaded = Out Of Service Violation		
Violation Group		
Violation Description	Total Time-weighted Points by VIN	% of Total Time-weighted Points by VIN
Driver Resp		
Total Time-weighted Points		
% Total Time-Wt Pts		

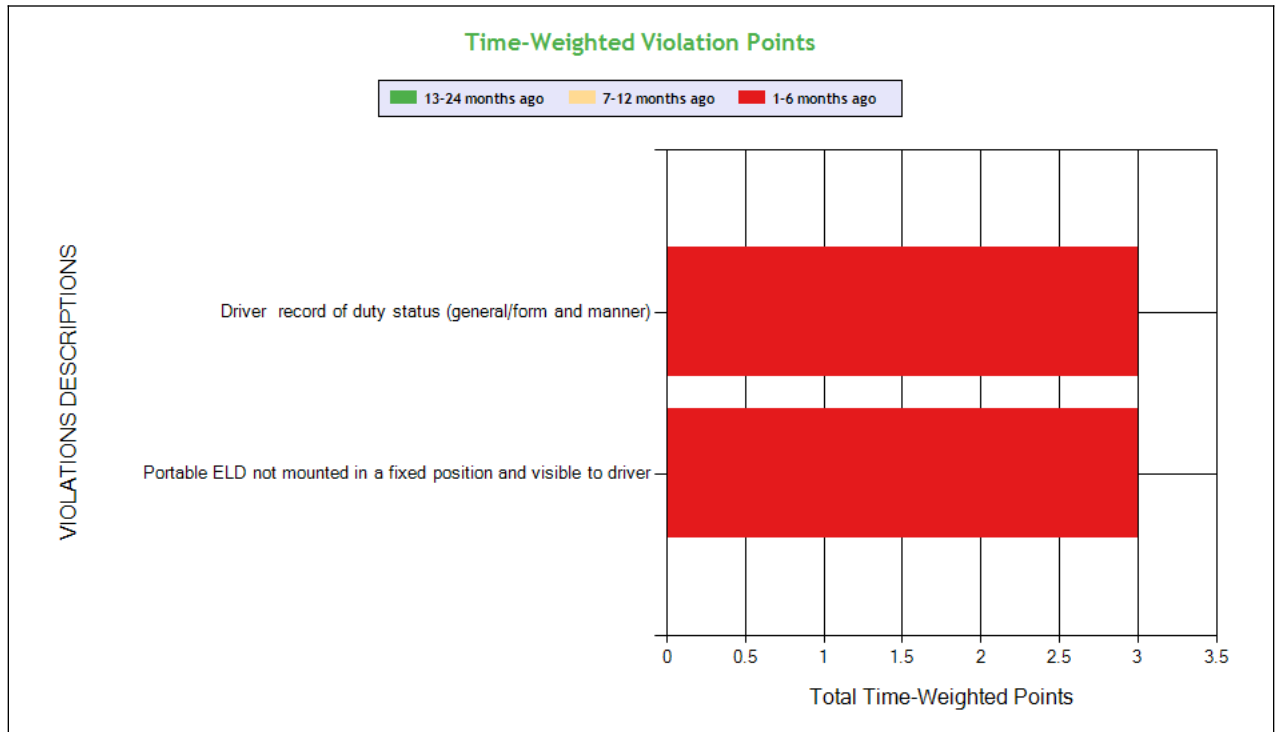
HOS Compliance



Carrier Software
 1-800-646-5152
 info@CarrierSoftware.com

CONFIDENTIAL - Intended for use by Amerigo Insurance Agency - Date: 2/3/2025

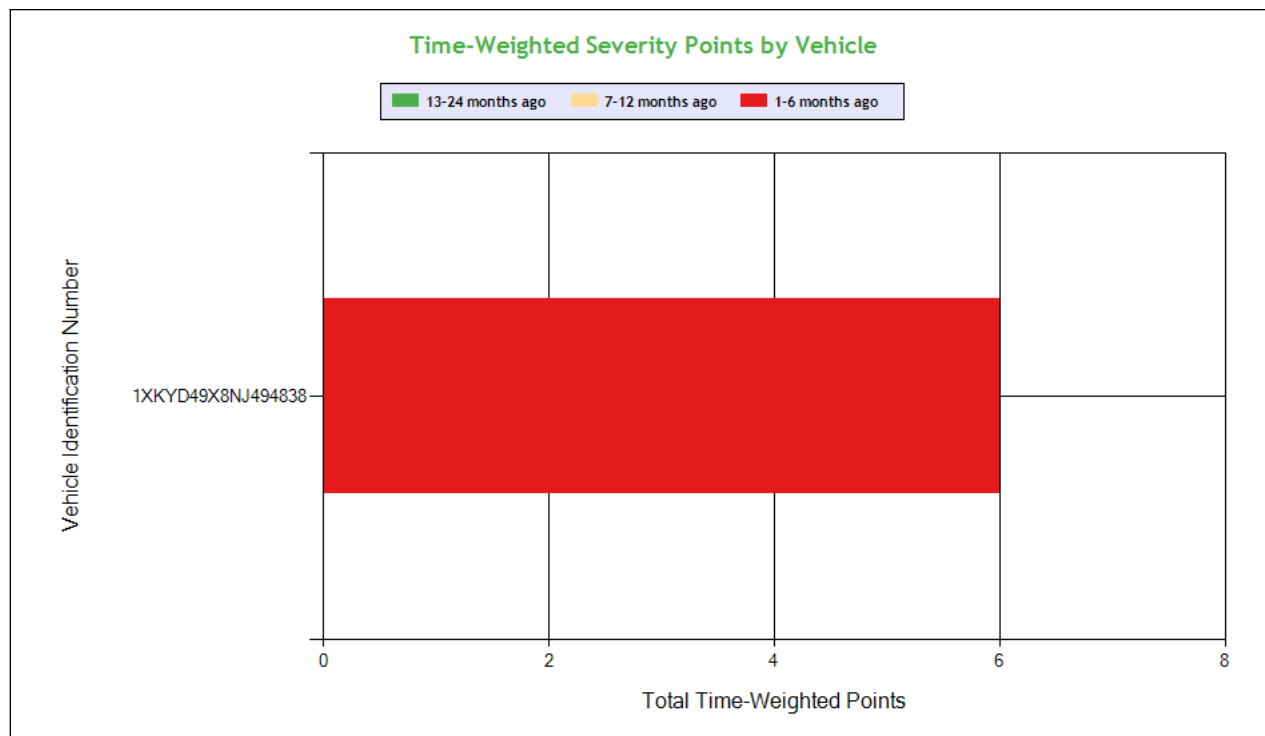
BMS LOGISTIC INC - DOT# 4051383 / MC1535293



See the Excel file for the complete analysis

Violations is in (1-6/7-12/13-24mo)

Shaded = Out Of Service Violation



Carrier Software
 1-800-646-5152
 info@CarrierSoftware.com

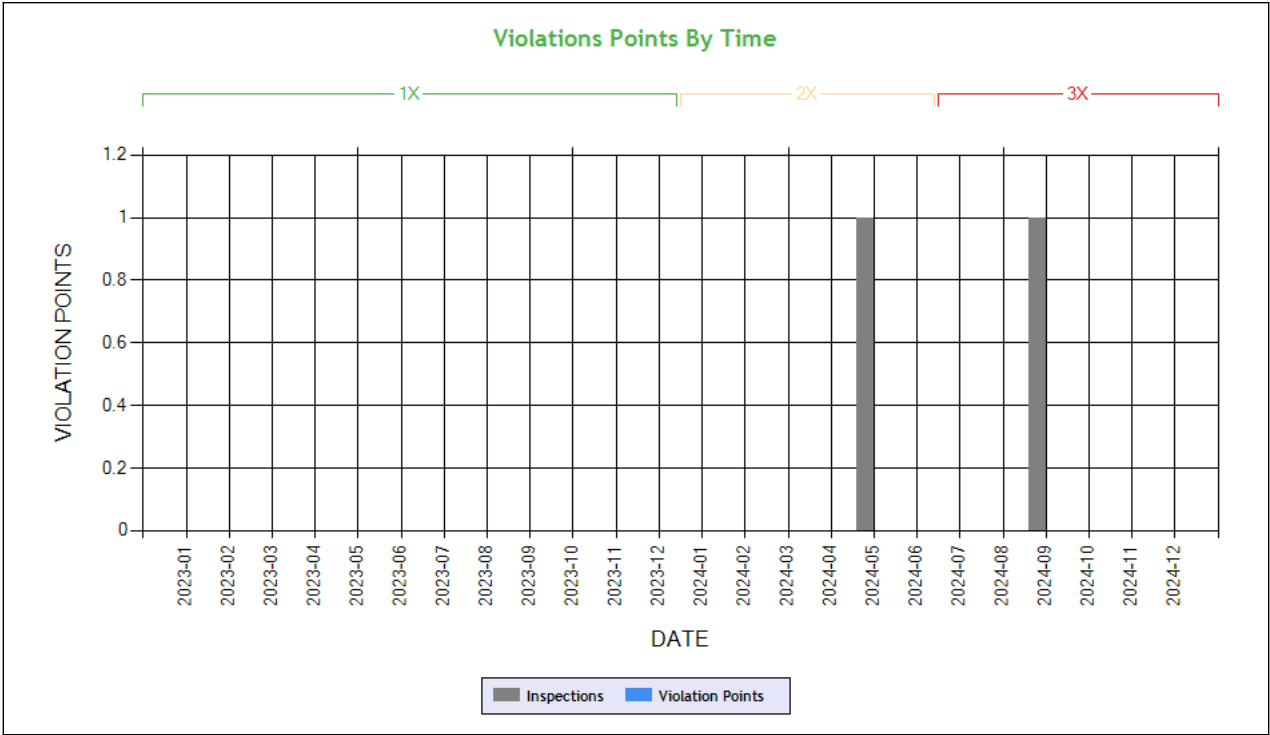
CONFIDENTIAL - Intended for use by Amerigo Insurance Agency - Date: 2/3/2025

BMS LOGISTIC INC - DOT# 4051383 / MC1535293

Violation Group			Other Log/Form & Manner	
Violation Description	Total Time-weighted Points by VIN	% of Total Time-weighted Points by VIN	Driver record of duty status (general/form and manner)	Portable ELD not mounted in a fixed position and visible to driver
Driver Resp			Yes	Yes
Total Time-weighted Points			3	3
% Total Time-Wt Pts			50.0	50.0
1XKYD49X8NJ494838	6	100	3 (1/0/0)	3 (1/0/0)



Driver Fitness



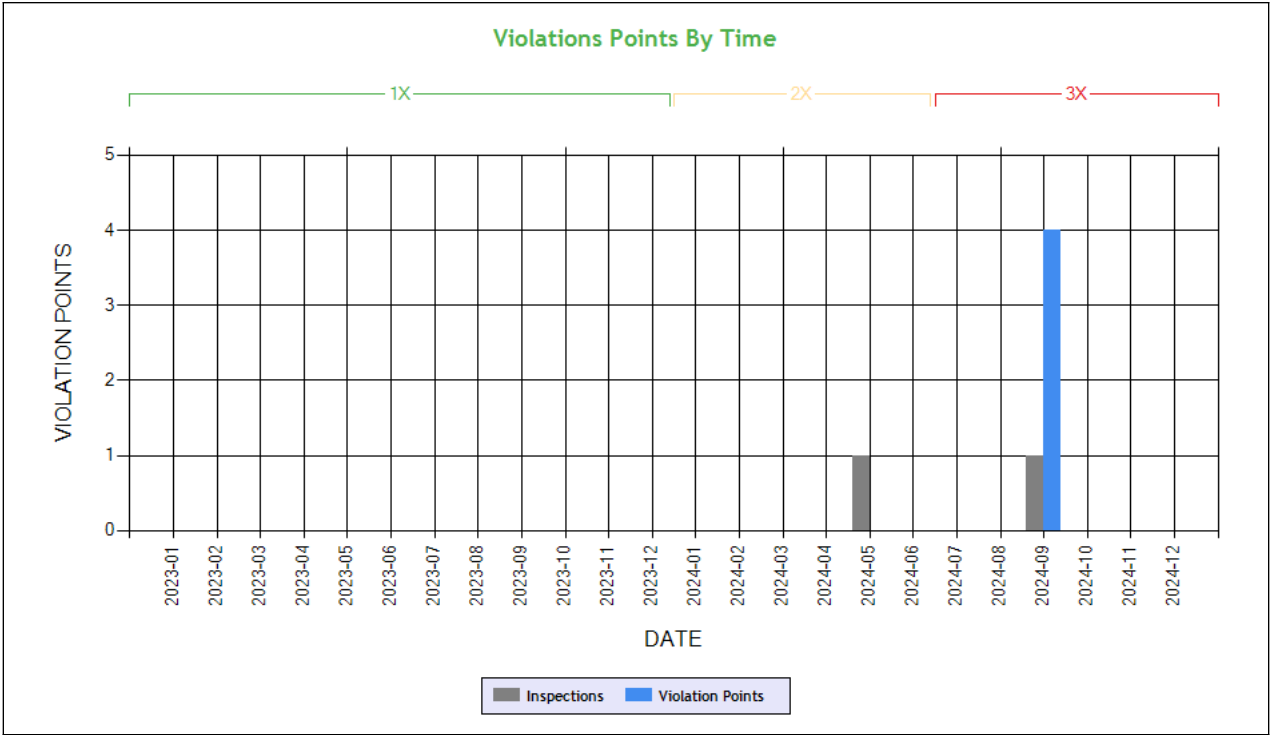
Time-Weighted Violation Points - no data available to draw a chart
Time-Weighted Severity Points by Vehicle - no data available to draw a chart

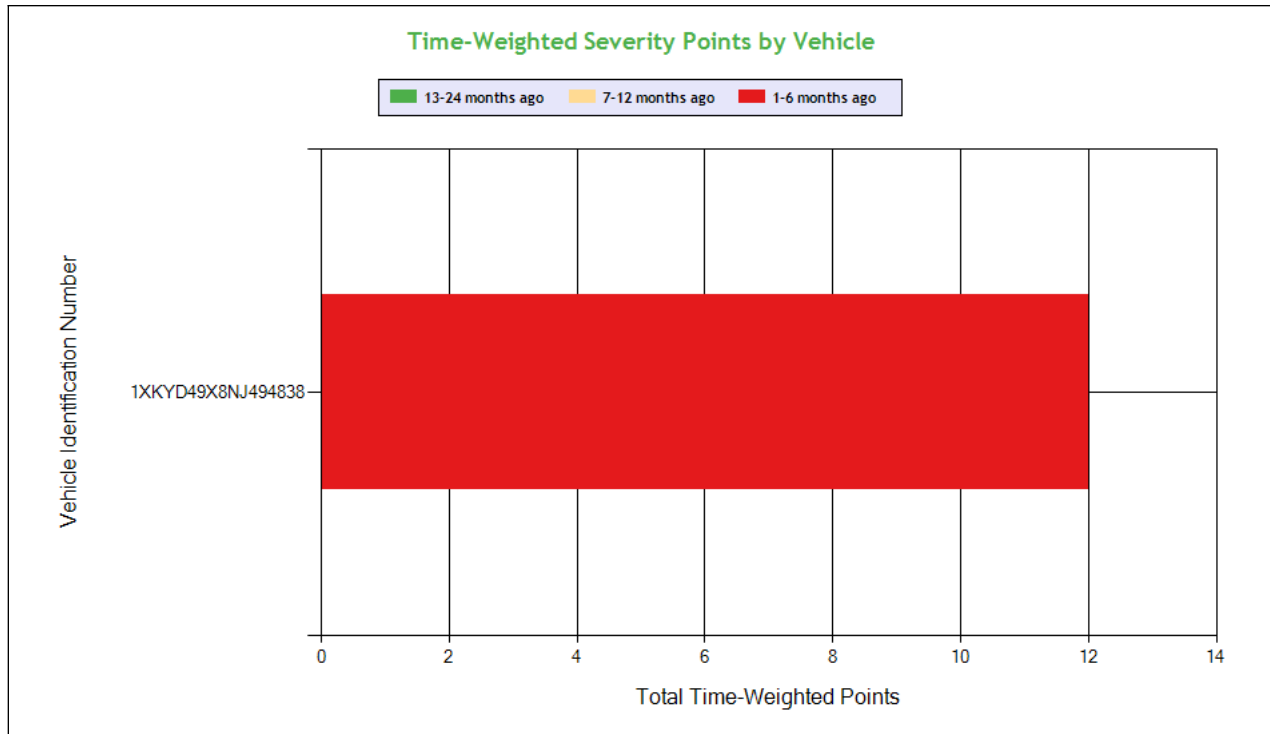
See the Excel file for the complete analysis # Violations is in (1-6/7-12/13-24mo)

Shaded = Out Of Service Violation		
Violation Group		
Violation Description	Total Time-weighted Points by VIN	% of Total Time-weighted Points by VIN
Driver Resp		
Total Time-weighted Points		
% Total Time-Wt Pts		



Vehicle Maintenance





Carrier Software
 1-800-646-5152
 info@CarrierSoftware.com

CONFIDENTIAL - Intended for use by Amerigo Insurance Agency - Date: 2/3/2025

BMS LOGISTIC INC - DOT# 4051383 / MC1535293

See the Excel file for the complete analysis

Violations is in (1-6/7-12/13-24mo)

Shaded = Out Of Service Violation				
Violation Group			Reflective Sheeting	Windshield/ Glass/ Markings
Violation Description	Total Time-weighted Points by VIN	% of Total Time-weighted Points by VIN	Requirements for reflectors	Windshield - Obstructed
Driver Resp			Yes	Yes
Total Time-weighted Points			9	3
% Total Time-Wt Pts			75.00	25.00
1XKYD49X8NJ494838	12	100	9 (1/0/0)	3 (1/0/0)

COLOR CODED CRASH TABLE ToC

No crashes have been reported by the DOT on this Motor Carrier

INSPECTIONS WITH SHARED EQUIPMENT:

No Data



LEGEND

Vehicle Information

Inspection for DOT # being analyzed

Inspection for Different DOT #

Crash Information for specific VIN

INSPECTION DETAILS for ALL Inspections

PDF shows the first 100 Power Unit & Trailer VINs with most recent inspections using data from the last 4 years

POWER UNIT Inspections Section

VIN: 1XKYD49X8NJ494838				Unit: Truck Tractor		Year: 2022	Make: KENWORTH	
Crash Report No.	DOT	Date	State	Fatalities	Injuries	Tow Away	Vehicles Involved	
CA8352200201	2331437	03/11/2022	CA	0	1	Yes	2	
DOT No: 4051383		Docket No: MC1535293		Name: BMS LOGISTIC INC			Interstate: Yes	
Date	Unit License	Unit Lic State	Violation Unit	Violation Description		Severity	OOS	Citation
09/04/2024	YP90188	CA	1	393.26 - Requirements for reflectors		3	No	MJ85920
09/04/2024	YP90188	CA	D	393.60E - WINDSHIELD - OBSTRUCTED.		1	No	VERBAL
09/04/2024	YP90188	CA	D	395.22G - Portable ELD not mounted in a fixed position and visible to driver		1	No	VERBAL
09/04/2024	YP90188	CA	D	395.24D - Eld Cannot Transfer Eld Records Electronically		0	No	VERBAL
09/04/2024	YP90188	CA	D	395.8 - Driver record of duty status (general/form and manner)		1	No	VERBAL
05/23/2024	YP90188	CA	-	-		-	-	-
DOT No: 3442999		Docket No: MC1118716		Name: CARGO SHIP TRUCKING INC			Interstate: Yes	
Date	Unit License	Unit Lic State	Violation Unit	Violation Description		Severity	OOS	Citation
04/28/2023	YP61933	CA	D	392.2FC - Following too close		5	No	9500901
DOT No: 3843609		Docket No: MC1398615		Name: MULTANI TRUCKING LINE			Interstate: Yes	
Date	Unit License	Unit Lic State	Violation Unit	Violation Description		Severity	OOS	Citation
10/01/2022	YP61933	CA	-	-		-	-	-
DOT No: 2331437		Docket No: MC806784		Name: RTL CARRIER INC			Interstate: Yes	
Date	Unit License	Unit Lic State	Violation Unit	Violation Description		Severity	OOS	Citation
04/16/2022	YP25793	CA	-	-		-	-	-
04/15/2022	YP25793	CA	D	392.2SLLS1 - State/Local Laws - Speeding 1-5 Miles Per Hour Over The Speed Limit		0	No	9182088
04/09/2022	YP25793	CA	-	-		-	-	-
DOT No: 3608176		Docket No: MC1228041		Name: KING TRUCKING INC			Interstate: Yes	
Date	Unit License	Unit Lic State	Violation Unit	Violation Description		Severity	OOS	Citation
07/17/2021	YP22610	CA	-	-		-	-	-

TRAILER Inspections Section

VIN: 1XKYD49X8NJ494838				Unit: Truck Tractor		Year: 2022	Make: KENWORTH	
Crash Report No.	DOT	Date	State	Fatalities	Injuries	Tow Away	Vehicles Involved	
CA8352200201	2331437	03/11/2022	CA	0	1	Yes	2	
DOT No: 4051383		Docket No: MC1535293		Name: BMS LOGISTIC INC			Interstate: Yes	



Date	Unit License	Unit Lic State	Violation Unit	Violation Description	Severity	OOS	Citation
09/04/2024	YP90188	CA	1	393.26 - Requirements for reflectors	3	No	MJ85920
09/04/2024	YP90188	CA	D	393.60E - WINDSHIELD - OBSTRUCTED.	1	No	VERBAL
09/04/2024	YP90188	CA	D	395.22G - Portable ELD not mounted in a fixed position and visible to driver	1	No	VERBAL
09/04/2024	YP90188	CA	D	395.24D - Eld Cannot Transfer Eld Records Electronically	0	No	VERBAL
09/04/2024	YP90188	CA	D	395.8 - Driver record of duty status (general/form and manner)	1	No	VERBAL
05/23/2024	YP90188	CA	-	-	-	-	-
DOT No: 3442999		Docket No: MC1118716		Name: CARGO SHIP TRUCKING INC		Interstate: Yes	
Date	Unit License	Unit Lic State	Violation Unit	Violation Description	Severity	OOS	Citation
04/28/2023	YP61933	CA	D	392.2FC - Following too close	5	No	9500901
DOT No: 3843609		Docket No: MC1398615		Name: MULTANI TRUCKING LINE		Interstate: Yes	
Date	Unit License	Unit Lic State	Violation Unit	Violation Description	Severity	OOS	Citation
10/01/2022	YP61933	CA	-	-	-	-	-
DOT No: 2331437		Docket No: MC806784		Name: RTL CARRIER INC		Interstate: Yes	
Date	Unit License	Unit Lic State	Violation Unit	Violation Description	Severity	OOS	Citation
04/16/2022	YP25793	CA	-	-	-	-	-
04/15/2022	YP25793	CA	D	392.2SLLS1 - State/Local Laws - Speeding 1-5 Miles Per Hour Over The Speed Limit	0	No	9182088
04/09/2022	YP25793	CA	-	-	-	-	-
DOT No: 3608176		Docket No: MC1228041		Name: KING TRUCKING INC		Interstate: Yes	
Date	Unit License	Unit Lic State	Violation Unit	Violation Description	Severity	OOS	Citation
07/17/2021	YP22610	CA	-	-	-	-	-

Inspection Summary By Month (based on inspections from the last 4 years) **ToC**

Year-Month	Number of Inspections	Number of Power Units	Total Violations	Total OOS Inspections	Total Severity Points	Number of Crashes
2024-09	1	1	12	0	6	0
2024-05	1	1	0	0	0	0

Note: The most recent month's counts may not include all the inspections for that month.

VIN Inspection Violation Details **ToC**

of VINs: 2 # of Insp: 2 Severity Weight: 12 Avg. Weight/VIN: 6.0 (based on inspections in the last 4 years, showing top 50 VINs inspected most recently)

VIN 1UYVS2531GM411491		# of Inspections: 1		Total Severity: 6		Percentage of Total: 50.00%		Avg. Weight Per Inspection: 6.0	
Inspection Date	Inspection ID	Inspection State	Location Description	Total Severity	# of Violations	Shipper Name	Inspection Level	Post Accident	Out of Service
09/04/2024	82578933	CA	SB SR59 JNO SR152	6	4		2	No	No
BASIC		Unit Type		Severity		Description		Out of Service	
Vehicle Maintenance		Semi Trailer		3		393.26:Requirements for reflectors		No	
Vehicle Maintenance		Semi Trailer		1		393.60E:WINDSHIELD - OBSTRUCTED.		No	
Hours-Of-Serivce Compliance		Semi Trailer		1		395.22G:Portable ELD not mounted in a fixed position and v		No	
Hours-Of-Serivce Compliance		Semi Trailer		1		395.8:Driver record of duty status (general/form and ma		No	
VIN 1XKYD49X8NJ494838		# of Inspections: 1		Total Severity: 6		Percentage of Total: 50.00%		Avg. Weight Per Inspection: 6.0	
Inspection Date	Inspection ID	Inspection State	Location Description	Total Severity	# of Violations	Shipper Name	Inspection Level	Post Accident	Out of Service
09/04/2024	82578933	CA	SB SR59 JNO SR152	6	5		2	No	No
BASIC		Unit Type		Severity		Description		Out of Service	
Vehicle Maintenance		Truck Tractor		3		393.26:Requirements for reflectors		No	
Vehicle Maintenance		Truck Tractor		1		393.60E:WINDSHIELD - OBSTRUCTED.		No	
Hours-Of-Serivce Compliance		Truck Tractor		1		395.22G:Portable ELD not mounted in a fixed position and v		No	
Hours-Of-Serivce Compliance		Truck Tractor		1		395.8:Driver record of duty status (general/form and ma		No	



	Truck Tractor	0	395.24D:Eld Cannot Transfer Eld Records Electronically	No
--	---------------	---	--	----

Inspection History ToC							
Inspection Date	Report Number	Report State	Plate Number	Plate State	Type	Severity Weight	Time Weight
09/04/2024	UFWH000797	CA	YP90188	CA	Truck Tractor		3
1XKYD49X8NJ494838 - Power Unit - Hours-Of-Service Violation: 395.22GPortable ELD not mounted in a fixed position and visible to driver						1	
1XKYD49X8NJ494838 - Power Unit - Hours-Of-Service Violation: 395.8Driver record of duty status (general/form and manner)						1	
1XKYD49X8NJ494838 - Power Unit - State/Local Laws Violation: 395.24DEld Cannot Transfer Eld Records Electronically						0	
1XKYD49X8NJ494838 - Power Unit - Vehicle Maintenance Violation: 393.26Requirements for reflectors						3	
1XKYD49X8NJ494838 - Power Unit - Vehicle Maintenance Violation: 393.60EWINDSHIELD - OBSTRUCTED.						1	
05/23/2024	9939000396	IN	YP90188	CA	Truck Tractor		2
Only the first 20 inspections are shown. See the live report for more data.							