



Table of Contents

1. Overview	2. BASIC Scores History
3. BASIC Measures	4. KPI: BASIC Measures by Cargo Group
5. Estimated ISS Score	6. Investigation Results
7. Penalties History	8. Acute Critical Violations
9. Red Flag Violation Details	10. DOT Registration Information
11. DOT MCS-150 History	12. Crash Summary
13. Inspection Summary	14. KPI: Inspection Viol OOS Rates by Cargo Group
15. FHWA Registration Information	16. FHWA Insurance Information
17. FHWA Authorities	18. Severe Violations
19. Violation Report	20. Violation Summary
21. Violation Enforcement Chronology	22. Inspection Violations & OOS Counts
23. Radius Of Operation	24. Inspection & Crash Locations
25. Cargo Hot Spots	26. Inspection Violations & OOS Chronology
27. Percent of Insp & Crash by State	28. VIN Insp Summary by State
29. Violations By Unit Type	30. Inspection/Crash Map
31. Equipment Ownership	32. Equipment Details
33. Vehicle Age	34. States of Power Unit Registrations
35. Equipment Acquisitions	36. Driver Details
37. Shared VIN Summary	38. Shipper Table
39. Safety Summary	40. Safety Details
41. Crash Detail Color Coded PDF	42. Inspections with Shared Equipment
43. Inspection Tabular Details	44. Inspection Summary By Month
45. VIN Inspection Violation Details	46. Inspection History
47. Crash Hot Spots	48. DOT MCS-150 History Equipment and Driver Details
49. Chameleon	



Business Address

1559 S 14TH CIR
RIDGEFIELD, WA
98642

Contact Info

(360)-857-8325
Rshtrucking04@gmail.com

FHWA Address

1559 S 14TH CIR
RIDGEFIELD, WA, 98642
Phone: (360)-857-8325

Mailing Address

4460 W SHAW AVE PMB 506
FRESNO, CA
93722

Overview ToC

Operating Status: AUTHORIZED FOR Property
One other company viewed this DOT in the past two months
Crash/PU ratio: 0.0%
Clean Inspection ratio: 75.0%

Estimated BASIC Scores (as of 3/27/2026)

	Unsafe Driving	Hours of Service	Driver Fitness	Controlled Sub. and Alcohol	Vehicle Maintenance	HM Compliance	Crash
Relative Scores	0% ○	[~9%] ⬇️	0% ○	0% ○	0% ⊖	0% ○	0% ○

Bracketed scores are approximated scores if requirements were met. Actual score is 0.

Alert Status	No	No	No	No	No	No	No
--------------	----	----	----	----	----	----	----



Estimated Inspection Selection System (ISS) Score: 4
Category: Pass

BASIC Scores History - Unsafe Driving ToC

There are no Scores for this BASIC

BASIC Scores History - Hours of Service ToC

There are no Scores for this BASIC

BASIC Scores History - Driver Fitness ToC

There are no Scores for this BASIC

BASIC Scores History - Controlled Substance ToC

There are no Scores for this BASIC



BASIC Scores History - Vehicle Maintenance ToC

There are no Scores for this BASIC

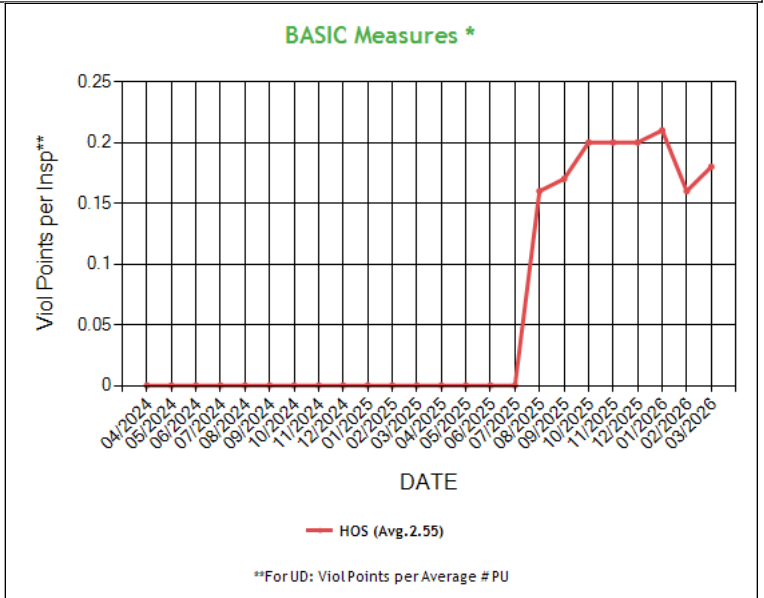
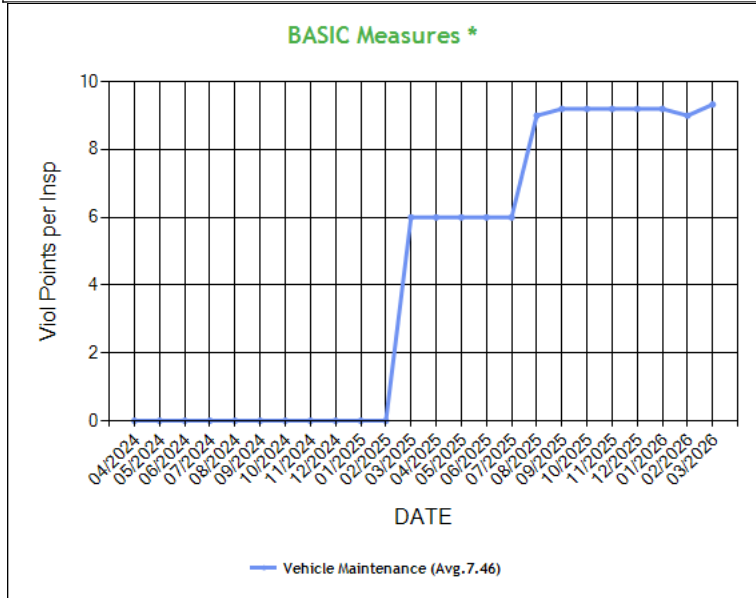
BASIC Scores History - Crash ToC

There are no Scores for this BASIC

BASIC Scores History - Hazmat ToC

There are no Scores for this BASIC

BASIC Measures: Violation Points per Inspection Trends ToC



* BASIC Measures are the absolute SMS scores that are compared within each Safety Event Group to determine the BASIC Score percentiles. Averages based on fleets with 1-5 power units.



BASIC Measures * - Table ToC

UD-Unsafe Driving, HOS-Hours of Service, DF-Driver Fitness, CS-Controlled Substances, VM-Vehicle Maintenance															
Date	UD Measure	UD AC	UD with Viol	HOS Measure	HOS AC	HOS with Viol	DF Measure	DF AC	DF with Viol	CS Measure	CS AC	CS with Viol	VM Measure	VM AC	VM with Viol
03/2026	0.00	N	0	0.18	N	1	0.00	N	0	0.00	N	0	9.33	N	2
02/2026	0.00	N	0	0.16	N	1	0.00	N	0	0.00	N	0	9.00	N	2
01/2026	0.00	N	0	0.21	N	1	0.00	N	0	0.00	N	0	9.20	N	2
12/2025	0.00	N	0	0.20	N	1	0.00	N	0	0.00	N	0	9.20	N	2
11/2025	0.00	N	0	0.20	N	1	0.00	N	0	0.00	N	0	9.20	N	2
10/2025	0.00	N	0	0.20	N	1	0.00	N	0	0.00	N	0	9.20	N	2
09/2025	0.00	N	0	0.17	N	1	0.00	N	0	0.00	N	0	9.20	N	2
08/2025	0.00	N	0	0.16	N	1	0.00	N	0	0.00	N	0	9.00	N	2
07/2025	0.00	N	0	0.00	N	0	0.00	N	0	0.00	N	0	6.00	N	1
06/2025	0.00	N	0	0.00	N	0	0.00	N	0	0.00	N	0	6.00	N	1
05/2025	0.00	N	0	0.00	N	0	0.00	N	0	0.00	N	0	6.00	N	1
04/2025	0.00	N	0	0.00	N	0	0.00	N	0	0.00	N	0	6.00	N	1
03/2025	0.00	N	0	0.00	N	0	0.00	N	0	0.00	N	0	6.00	N	1
02/2025	0.00	N	0	0.00	N	0	0.00	N	0	0.00	N	0	0.00	N	0
01/2025	0.00	N	0	0.00	N	0	0.00	N	0	0.00	N	0	0.00	N	0
12/2024	0.00	N	0	0.00	N	0	0.00	N	0	0.00	N	0	0.00	N	0
11/2024	0.00	N	0	0.00	N	0	0.00	N	0	0.00	N	0	0.00	N	0
10/2024	0.00	N	0	0.00	N	0	0.00	N	0	0.00	N	0	0.00	N	0
09/2024	0.00	N	0	0.00	N	0	0.00	N	0	0.00	N	0	0.00	N	0
08/2024	0.00	N	0	0.00	N	0	0.00	N	0	0.00	N	0	0.00	N	0
07/2024	0.00	N	0	0.00	N	0	0.00	N	0	0.00	N	0	0.00	N	0
06/2024	0.00	N	0	0.00	N	0	0.00	N	0	0.00	N	0	0.00	N	0
05/2024	0.00	N	0	0.00	N	0	0.00	N	0	0.00	N	0	0.00	N	0
04/2024	0.00	N	0	0.00	N	0	0.00	N	0	0.00	N	0	0.00	N	0
03/2024	0.00	N	0	0.00	N	0	0.00	N	0	0.00	N	0	0.00	N	0
02/2024	0.00	N	0	0.00	N	0	0.00	N	0	0.00	N	0	0.00	N	0
01/2024	0.00	N	0	0.00	N	0	0.00	N	0	0.00	N	0	0.00	N	0
12/2023	0.00	N	0	0.00	N	0	0.00	N	0	0.00	N	0	0.00	N	0
11/2023	0.00	N	0	0.00	N	0	0.00	N	0	0.00	N	0	0.00	N	0
10/2023	0.00	N	0	0.00	N	0	0.00	N	0	0.00	N	0	0.00	N	0
09/2023	0.00	N	0	0.00	N	0	0.00	N	0	0.00	N	0	0.00	N	0
08/2023	0.00	N	0	0.00	N	0	0.00	N	0	0.00	N	0	0.00	N	0
07/2023	0.00	N	0	0.00	N	0	0.00	N	0	0.00	N	0	0.00	N	0

* BASIC Measures are the absolute SMS scores that are compared within each Safety Event Group to determine the BASIC Score percentiles.

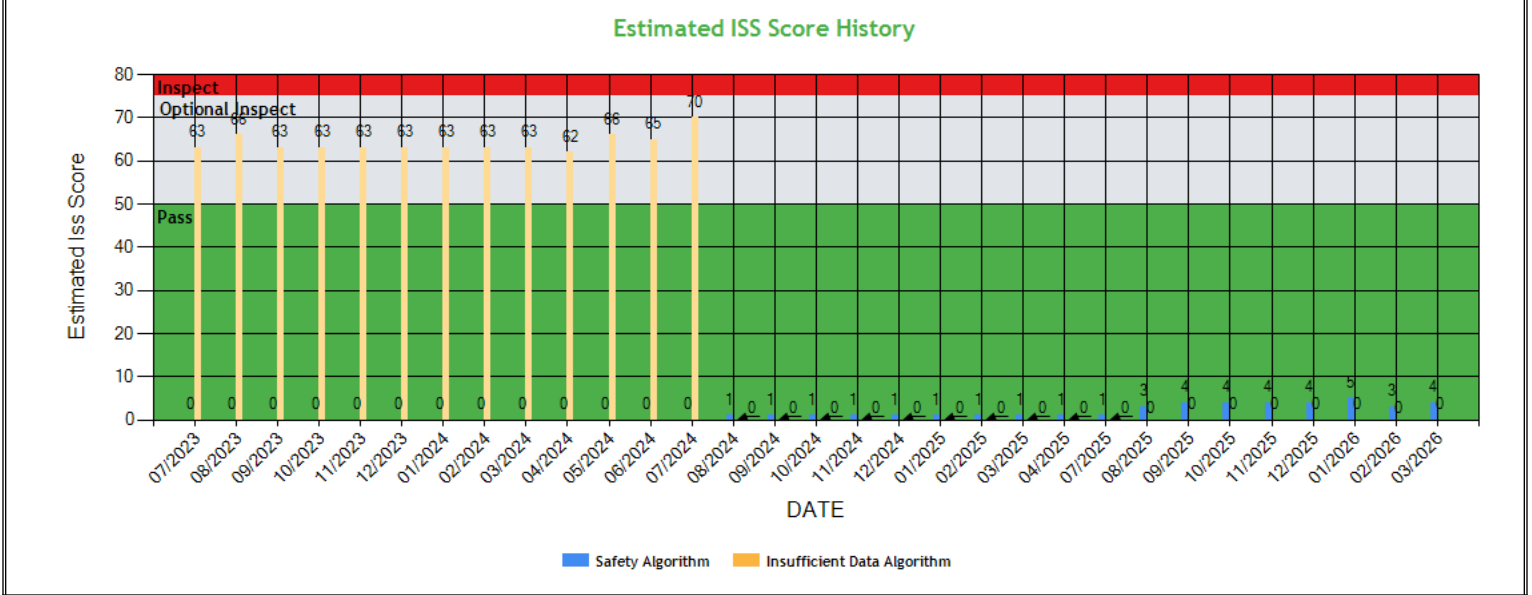
KPI: BASIC Measures by Fleet Size and Cargo Group ToC

Fleet Size: 1-5 PUs															
Cargo Group (Companies)	Unsafe Driving		Hours of Service		Driver Fitness		Controlled Substance		Vehicle Maintenance		HM Compliance		Crash		
	Avg.	Comp. to Avg.	Avg.	Comp. to Avg.	Avg.	Comp. to Avg.	Avg.	Comp. to Avg.	Avg.	Comp. to Avg.	Avg.	Comp. to Avg.	Avg.	Comp. to Avg.	
General Freight (483011)	0.75	Better	0.20	Better	0.22	Better	0.01	Better	1.89	Worse	0.01	Better	0.06	Better	
RSH TRUCKING LLC	0.00		0.18		0.00		0.00		9.33		0.00		0.00		



Estimated ISS Score History - Chart ToC

[About the Inspection Selection System](#)





Estimated ISS Score History - Table ToC

Date	Estimated ISS Score	Recommendation	Algorithm
03/27/2026	4	Pass	Safety Algorithm
02/27/2026	3	Pass	Safety Algorithm
01/30/2026	5	Pass	Safety Algorithm
12/26/2025	4	Pass	Safety Algorithm
11/28/2025	4	Pass	Safety Algorithm
10/31/2025	4	Pass	Safety Algorithm
09/26/2025	4	Pass	Safety Algorithm
08/29/2025	3	Pass	Safety Algorithm
07/25/2025	1	Pass	Safety Algorithm
06/30/2025	1	Pass	Safety Algorithm
05/31/2025	1	Pass	Safety Algorithm
04/25/2025	1	Pass	Safety Algorithm
03/28/2025	1	Pass	Safety Algorithm
02/28/2025	1	Pass	Safety Algorithm
01/31/2025	1	Pass	Safety Algorithm
12/27/2024	1	Pass	Safety Algorithm
11/29/2024	1	Pass	Safety Algorithm
10/25/2024	1	Pass	Safety Algorithm
09/27/2024	1	Pass	Safety Algorithm
08/30/2024	1	Pass	Safety Algorithm
07/26/2024	70	Optional Inspect	Insufficient Data Algorithm
06/28/2024	65	Optional Inspect	Insufficient Data Algorithm
05/31/2024	66	Optional Inspect	Insufficient Data Algorithm
04/26/2024	62	Optional Inspect	Insufficient Data Algorithm
03/29/2024	63	Optional Inspect	Insufficient Data Algorithm
02/23/2024	63	Optional Inspect	Insufficient Data Algorithm
01/26/2024	63	Optional Inspect	Insufficient Data Algorithm
12/29/2023	63	Optional Inspect	Insufficient Data Algorithm
11/24/2023	63	Optional Inspect	Insufficient Data Algorithm
10/27/2023	63	Optional Inspect	Insufficient Data Algorithm
09/29/2023	63	Optional Inspect	Insufficient Data Algorithm
08/25/2023	66	Optional Inspect	Insufficient Data Algorithm
07/28/2023	63	Optional Inspect	Insufficient Data Algorithm

Investigation Results ToC

No Investigations reported on FMCSA website

Penalties History ToC

There is a problem with the Penalties data on FMCSA website.

Acute Critical Violations (Based on Investigations as per CSA Methodology Appendix A) ToC

No Data

No red flag violations in the last 24 months



DOT Registration Information: The following information on this specific DOT # is from the Federal DOT (as of Operating Authority)					
DOT Registration: 07/11/2023		Total Power Units: 1		Total Trucks: 1	
				Total Trailers: 0	
				Total Passenger Vehicles: 0	
Status	Entity Type	Organization Type	Nation	Total Cars	Drivers / CDL Drivers
A	C	-	US	0	2* / 2
MCS-150 Date	Op Codes	Shipper Op Codes	Shipper HazMat Op Codes	Latest Review Type	Latest Review Document Number(Date)
05/05/2026	A				()
MCS-150 Mileage (Year)	Record Update Date	Transports Hazmats	DOT Census Date	Recordable Accident Rate	Preventable Accident Rate
75,453 (2025)	05/05/2026	N	07/11/2023	0%	0%
MCS-151 Mileage	Safety Rating (Date)	SEA Accident	SEA Driver	SEA Vehicle	SEA Management
0	None (None)	0%	0%	0%	0%
Classification Codes			Cargo Carried (per MCS-150)		
Authorized-For-Hire			General Freight		

DOT MCS-150 History ToC			(as of 11/07/2025 DOT census)						
Census Date	MCS-150 Date	MCS-150 Mileage	VMT Year	Power Units	Drivers	Trailers	Company Rep1	Company Rep2	Email
11/7/2025	11/4/2025	148901	2024	1	2	-	SUKHPREET S HUNDAL		Rshtrucking04@gmail.com
9/30/2025	9/2/2025	148901	2024	1	2	-	SUKHPREET S HUNDAL		Rshtrucking04@gmail.com
8/20/2025	8/16/2025	148901	2024	1	2	-	SUKHPREET S HUNDAL		HUNDALSUKHPREET04@GMAIL.COM
5/22/2025	5/19/2025	148901	2024	1	2	-	SUKHPREET S HUNDAL		HUNDALSUKHPREET04@GMAIL.COM
8/9/2023	7/11/2023	0		1	1	1	SUKHPREET HUNDAL		RSHTRUCKINGLLC1@GMAIL.COM

Crash Summary Chart ToC Crashes Summary - Chart (based on all available crash data)

No Data

Crashes Summary - Table (based on all available crash data) ToC										
	TOTAL	Last 6 months	7-12 months	13-18 months	19-24 months	25-30 months	30-36 months	37-41 months	42-48 months	Over 49 months
Total Reportable	0	0	0	0	0	0	0	0	0	0
Fatalities	0	0	0	0	0	0	0	0	0	0
Injuries	0	0	0	0	0	0	0	0	0	0
Tow Away	0	0	0	0	0	0	0	0	0	0
With Citations	0	0	0	0	0	0	0	0	0	0
Federal Recordable	0	0	0	0	0	0	0	0	0	0
Preventable	0	0	0	0	0	0	0	0	0	0
Crash per Pwr Unit	-	0.0%	0.0%	0.0%	0.0%	0.0%	0.0%	0.0%	0.0%	-



Inspection Summary ToC

The following inspection information is based on results for 24 months prior to: 05/05/2026. Please note that the total inspections number is not necessarily the total of the vehicle, driver and hazmat inspections, as one inspection may have included any combination of the below inspections.

Overall	Vehicle	Driver	Hazmat
<p><i>(Please note that the total inspections number is not necessarily the total of the vehicle, driver and hazmat inspections, as one inspection may have included any combination of the below inspections)</i></p> <p>Total Inspections: 9 Total Out of Service: 2</p> <p>Out of Service: 22.22% National Average: 21.36% Difference: 0.86%</p>	<p>Total Inspections: 3 Total Out of Service: 2</p> <p>Out of Service: 66.67% National Average: 25.3% Difference: 41.36%</p>	<p>Total Inspections: 9 Total Out of Service: 0</p> <p>Out of Service: 0.00% National Average: 7% Difference: -7%</p>	<p>Total Inspections: 0 Total Out of Service: 0</p> <p>Out of Service: 0.00% National Average: 2.17% Difference: -2.17%</p>

KPI: Inspection Viol OOS Rates by Cargo Group ToC

Cargo Group	OVERALL		VEHICLE		DRIVER		HAZMAT	
	Average	Compared to Average	Average	Compared to Average	Average	Compared to Average	Average	Compared to Average
General Freight	29.81%	Better	25.53%	Worse	13.79%	Better	0.17%	Better
RSH TRUCKING LLC	22.22%		66.67%		0%		0%	

FHWA Registration Information: The following data on this Motor Carrier is from the Federal Hwy Administration (as of 11/6/2025)

Docket Number	DOT Number	Company Name	DBA Name	Address	City	State	Country	ZIP Code
MC1564696	4101625	RSH TRUCKING LLC		1559 S 14TH CIR	RIDGEFIELD	WA	US	98642
Phone Number	Fax Number	Mail Address	Mail City	Mail State	Mail Contry	Mail ZIP Code	Mail Phone Number	Mail Fax Number
(360)-857-8325		4460 W SHAW AVE PMB 506	FRESNO	CA	US	93722		
Date of Last Change	Freight	Passenger	Household Goods	Active Authority	Pending Authority	Revocation Pending Authority		
11/6/2025	Y	N	N	/ Common /	/	/		

Insurance Required (as of 11/06/2025) ToC

Docket Number	Insurance Type	Insurance Required	Insurance on File
MC1564696	BIPD	\$750k	\$750k
MC1564696	Cargo	No	No
MC1564696	Bond	No	No

Active / Pending Insurance (as of 11/06/2025)

Docket Number	Form	Type	Insurance Carrier	Policy/Surety	Coverage From	Coverage To	Required	On File	Effective Date	Cancel Date
MC1564696	91X	BIPD/Primary	NORTHLAND INSURANCE COMPANY	WN403328	\$0k	\$750k	\$750k	\$750k	07/13/2025	-

Insurance History (as of 11/06/2025)

Docket Number	Form	Type	Insurance Carrier	Policy/Surety	Coverage From	Coverage To	Effective Date From	Effective Date To
MC1564696	91X	BIPD/Primary	UNITED FINANCIAL CASUALTY COMPANY	CA00455990	\$0k	\$750k	07/13/2023	07/13/2025 Replaced



FHWA Authorities (as of 11/06/2025) ToC								
Docket#	L&I Name	Active Authority	Inactive Authority	Pending Authority	Revocation Pending Authority	Freight	Passenger	Household Goods
MC1564696	RSH TRUCKING LLC	Common /				Yes	No	No

Authority History (as of 11/06/2025)				
Docket Number	Sub	Auth Type	Original Action	Disposition
MC1564696		COMMON	GRANTED 7/28/2023 12:00:00 AM	

Severe Violations (i.e. those with >= 8 points) - Chart ToC

No Data

Severe Violations (i.e. those with >= 8 points) - Table

No Data

Violation Report ToC

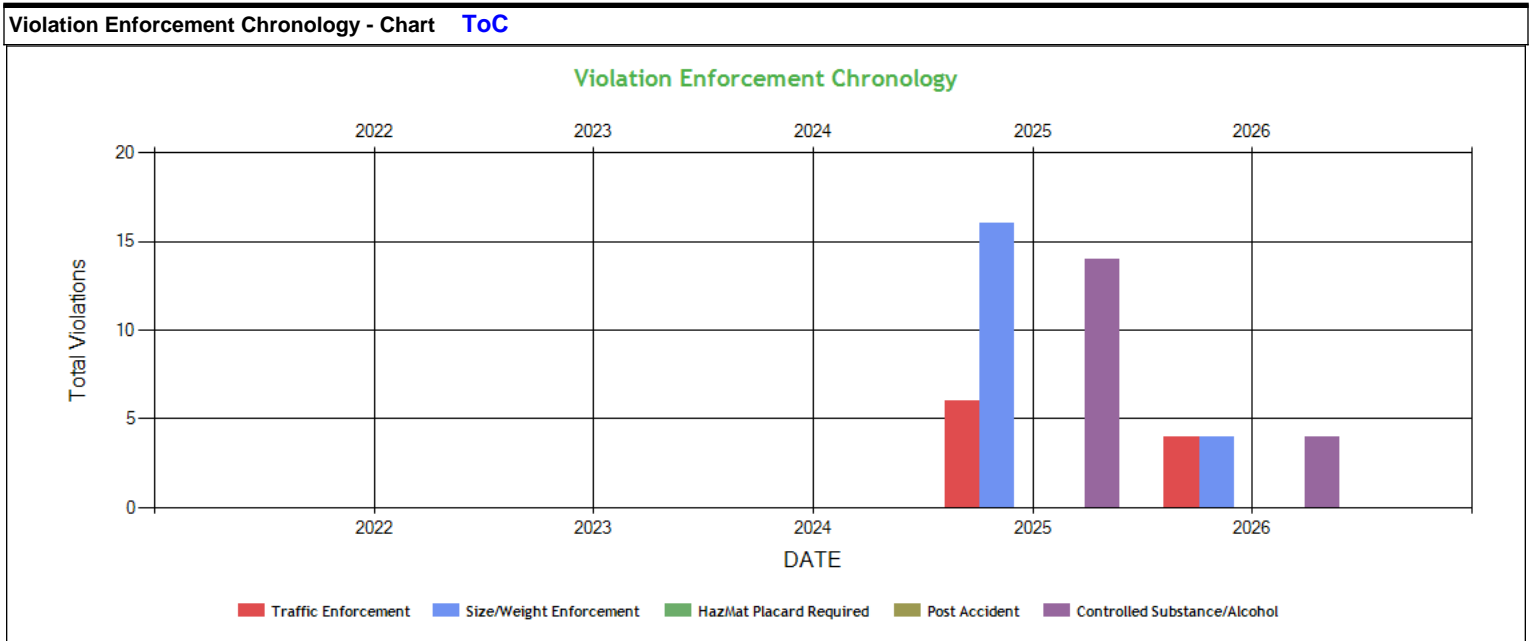
Inspection Date	Inspection State	BASIC	Violation Description	OOS	VIN	Severity Points
04/10/2026	CA	Vehicle Maintenance	393.47E - Clamp/Roto-Chamber type brake(s) out of adjustment	No	1UYVS2535M7163644 (T)	4
04/10/2026	CA	Vehicle Maintenance	393.53BB - AIR BRAKE - CMV MANUFACTURED ON OR AFTER 10/20/1994 HAS AN AUTOMATIC AIRBRAKE ADJUSTMENT SYSTEM THAT FAILS TO COMPENSATE FOR WEAR.	No	1UYVS2535M7163644 (T)	4
08/11/2025	CA	Vehicle Maintenance	393.47E - Clamp/Roto-Chamber type brake(s) out of adjustment	No	1UYVS2535M7163644 (T)	4
08/11/2025	CA	Vehicle Maintenance	393.53BB - AIR BRAKE - CMV MANUFACTURED ON OR AFTER 10/20/1994 HAS AN AUTOMATIC AIRBRAKE ADJUSTMENT SYSTEM THAT FAILS TO COMPENSATE FOR WEAR.	No	1UYVS2535M7163644 (T)	4
08/11/2025	CA	Vehicle Maintenance	396.3A1BOS - BRAKES OUT OF SERVICE: The number of defective brakes is equal to or greater than 20 percent of the service brakes on the vehicle or combination	Yes	1UYVS2535M7163644 (T)	0
08/11/2025	CA	Hours-Of-Service	395.30B1ELDDFR - HOS (ELD) - DRIVER FAILING TO REVIEW RECORDS AND CERTIFY THE ACCURACY OF THE INFORMATION.	No	3AKJHHDR7LSKY9429 (PU)	1
03/03/2025	CA	Vehicle Maintenance	393.47E - Clamp/Roto-Chamber type brake(s) out of adjustment	No	1UYVS2535M7163644 (T)	4
03/03/2025	CA	Vehicle Maintenance	396.5BHWL - HUBS - WHEEL SEAL LEAKING.	No	1UYVS2535M7163644 (T)	2
03/03/2025	CA	Vehicle Maintenance	396.3A1BOS - BRAKES OUT OF SERVICE: The number of defective brakes is equal to or greater than 20 percent of the service brakes on the vehicle or combination	Yes	1UYVS2535M7163644 (T)	0
01/22/2025	CA	-	392.2SLLSR - State/Local Laws - State registration/tag violation	No	1UYVS2535M7163644 (T)	3

No filters were applied when generating this report, see the live report for more options.



Violation Summary ToC						
BASIC	Violation Group	Code	Description	# of Violations	# of OOS Violations	Severity Points
Vehicle Maintenance	Brakes Out of Adjustment	393.47E	Clamp/Roto-Chamber type brake(s) out of adjustment	3	0	4
Vehicle Maintenance	Brakes All Others	393.53BB	AIR BRAKE - CMV MANUFACTURED ON OR AFTER 10/20/1994 HAS AN AUTOMATIC AIRBRAKE ADJUSTMENT SYSTEM THAT FAILS TO COMPENSATE FOR WEAR.	2	0	4
	ADMIN MOTOR CARRIER	392.2SLLSR	State/Local Laws - State registration/tag violation	1	0	3
Vehicle Maintenance	Wheels Studs Clamps Etc.	396.5BHWSL	HUBS - WHEEL SEAL LEAKING.	1	0	2
Hours-Of-Service (HOS) Compliance	Other Log/Form & Manner	395.30B1ELDDFR	HOS (ELD) - DRIVER FAILING TO REVIEW RECORDS AND CERTIFY THE ACCURACY OF THE INFORMATION.	1	0	1
Vehicle Maintenance	Not used in SMS Calculation	396.3A1BOS	BRAKES OUT OF SERVICE: The number of defective brakes is equal to or greater than 20 percent of the service brakes on the vehicle or combination	2	2	0

No filters were applied when generating this report, see the live report for more options.

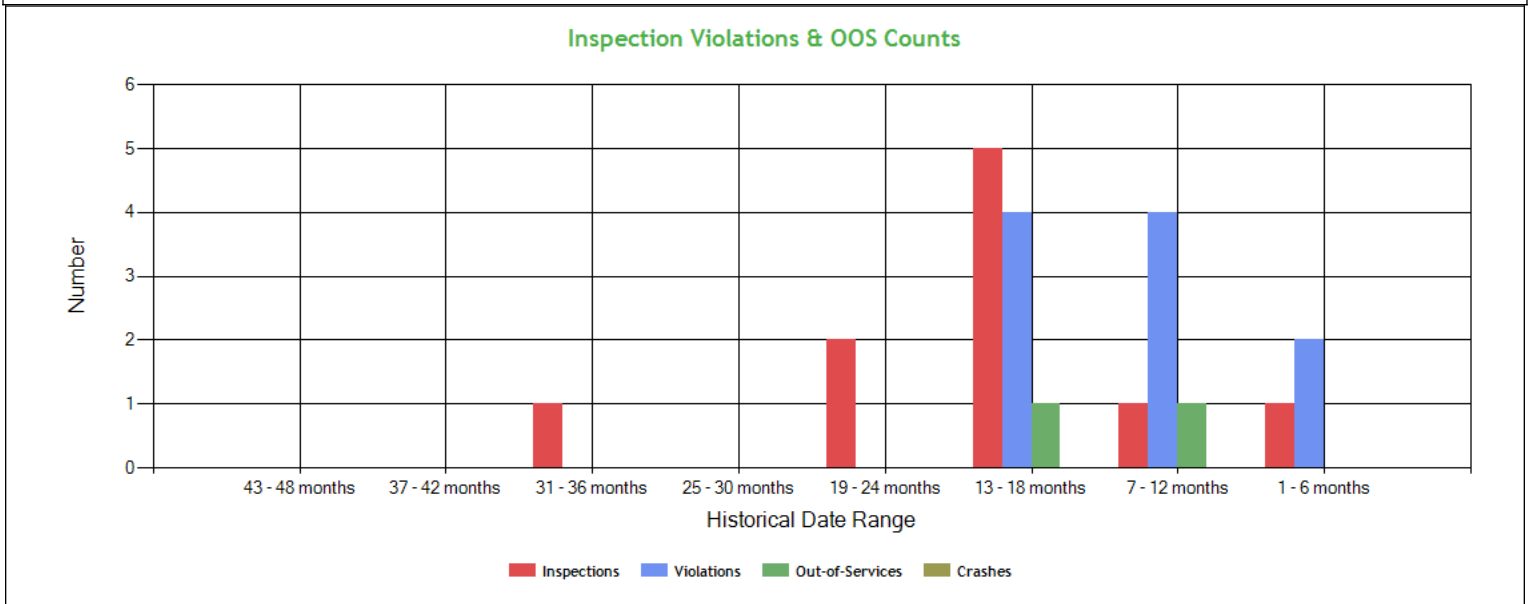




Violation Enforcement Chronology - Table ToC

	2022	2023	2024	2025	2026
Traffic Enforcement	0	0	0	6	4
Size/Weight Enforcement	0	0	0	16	4
HazMat Placard Required	0	0	0	0	0
Post Accident	0	0	0	0	0
Controlled Substance/Alcohol	0	0	0	14	4

Inspection Violations & OOS Counts - Chart ToC



Inspection Violations & OOS Counts - Table ToC

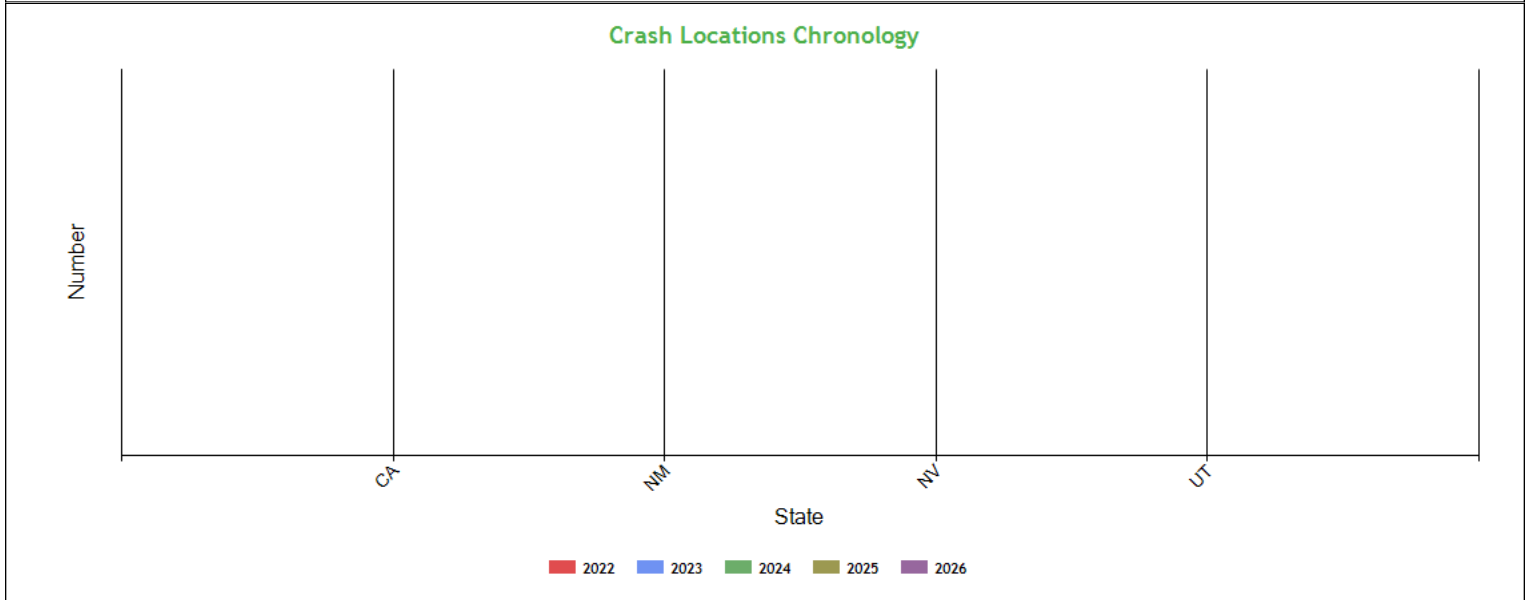
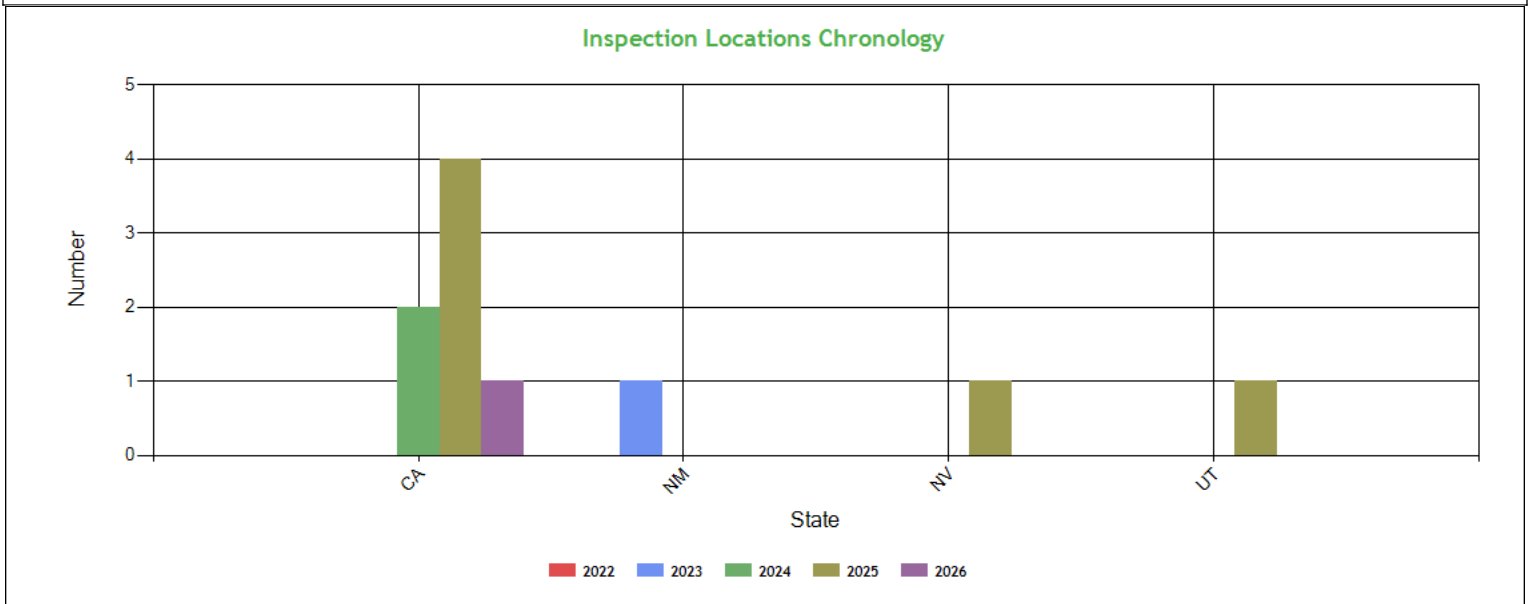
Date Range	Inspections	Violations	Out-of-Services	Crashes
TOTAL	10	10	2	0
1 - 6 months	1	2	0	0
7 - 12 months	1	4	1	0
13 - 18 months	5	4	1	0
19 - 24 months	2	0	0	0
25 - 30 months	0	0	0	0
31 - 36 months	1	0	0	0
37 - 42 months	0	0	0	0
43 - 48 months	0	0	0	0

Radius of Operation (based on Inspections and Crashes during the past 3 years) ToC

	Total	Drive between 0 and 50 miles radius	Drive between 51 and 200 miles radius	Drive between 201 and 300 miles radius	Drive between 301 and 400 miles radius	Drive between 401 and 500 miles radius	Drive between 501 and 600 miles radius	Drive beyond 600 miles radius
Power Units (i.e. unique VINs)	1	0	0	0	0	0	0	1
Percent	100%	0%	0%	0%	0%	0%	0%	100%



Inspection & Crash Locations - Chart ToC



Inspection & Crash Locations - Table ToC

State	Inspections					Violations					Out-of-Services					Crashes				
	2022	2023	2024	2025	2026	2022	2023	2024	2025	2026	2022	2023	2024	2025	2026	2022	2023	2024	2025	2026
TOTAL	0	1	2	6	1	0	0	0	8	2	0	0	0	2	0	0	0	0	0	0
CA	0	0	2	4	1	0	0	0	8	2	0	0	0	2	0	0	0	0	0	0
NM	0	1	0	0	0	0	0	0	0	0	0	0	0	0	0	0	0	0	0	0
NV	0	0	0	1	0	0	0	0	0	0	0	0	0	0	0	0	0	0	0	0
UT	0	0	0	1	0	0	0	0	0	0	0	0	0	0	0	0	0	0	0	0

Hot Spot Summary ToC



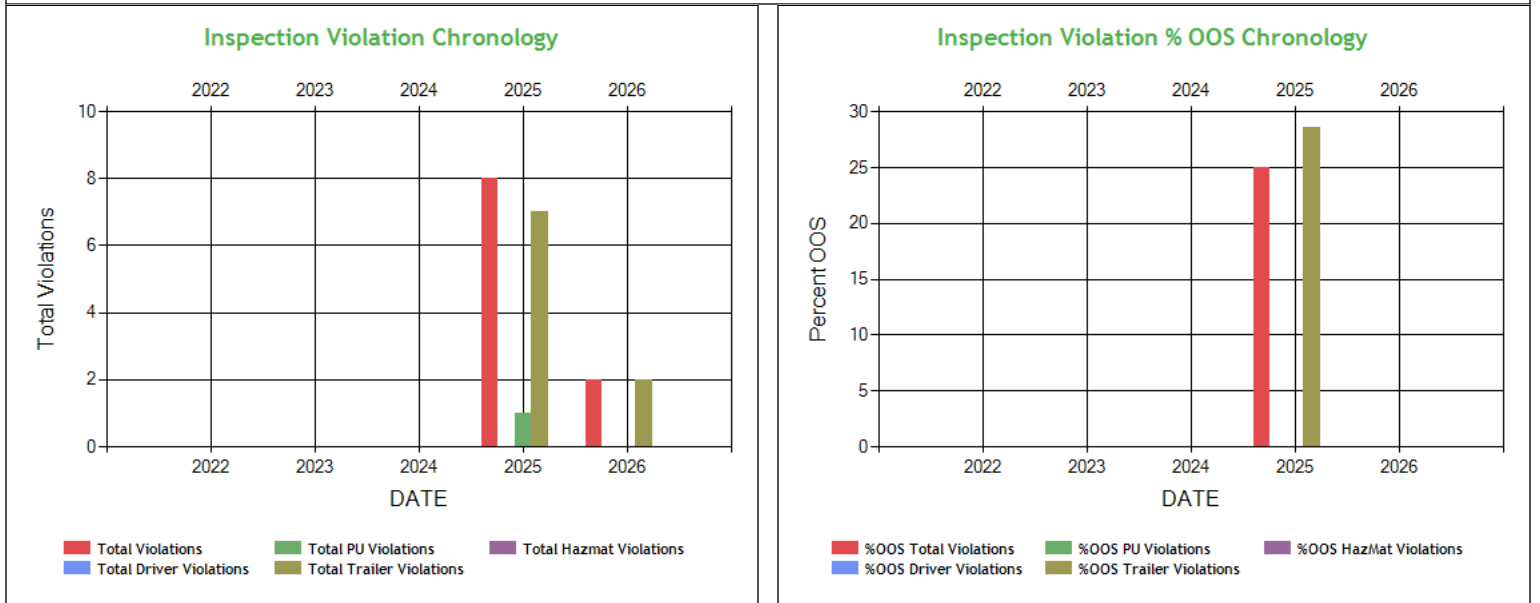
Year	Month	Level 5	Level 5 %	Level 4	Level 4 %	Level 3	Level 3 %	Level 2	Level 2 %	Level 1	Level 1 %	Level 0	Level 0 %	Levels 1 - 5	Levels 1 - 5 %
2026	April (Partial)	1	50.00%	0	0.00%	0	0.00%	0	0.00%	0	0.00%	0	0.00%	1	50.00%
2025	August	1	50.00%	0	0.00%	0	0.00%	0	0.00%	0	0.00%	0	0.00%	1	50.00%
Totals		2	100.00%	0	0.00%	0	0.00%	0	0.00%	0	0.00%	0	0.00%	2	100.00%

Hot Spot Analysis

State	County	Level	Count	Percentage
CA	Kern	5	1	50.00%
CA	San Bernardino	5	1	50.00%

Report generated using the last 12 full months of inspection data

Inspection Violation % OOS Chronology - Chart ToC

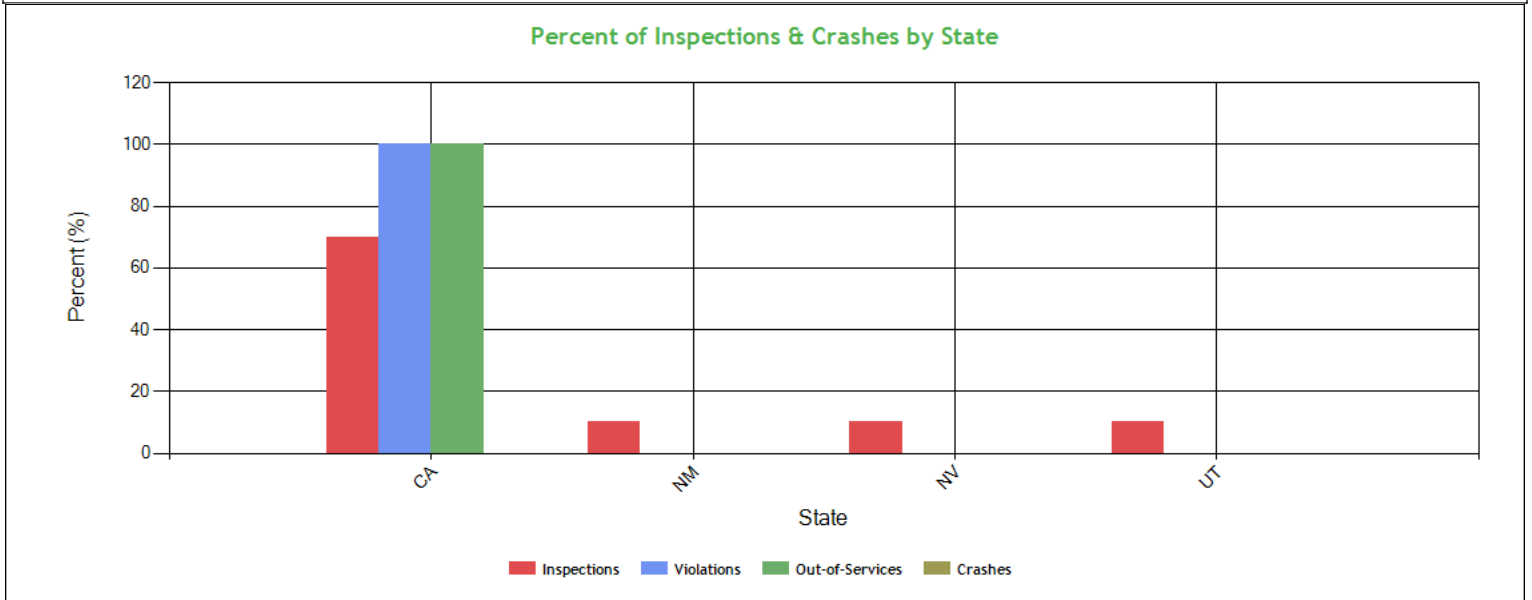


Inspection Violation % OOS Chronology - Table ToC

	2022	2023	2024	2025	2026
Total Violations	0	0	0	8	2
Total Out Of Services	0	0	0	2	0
%OOS Total Violations	0	0	0	25.00	0
Total Driver Violations	0	0	0	0	0
Total Driver Out Of Services	0	0	0	0	0
%OOS Driver Violations	0	0	0	0	0
Total PU Violations	0	0	0	1	0
Total PU Out Of Services	0	0	0	0	0
%OOS PU Violations	0	0	0	0	0
Total Trailer Violations	0	0	0	7	2
Total Trailer Out Of Services	0	0	0	2	0
%OOS Trailer Violations	0	0	0	28.57	0
Total Hazmat Violations	0	0	0	0	0
Total Hazmat Out Of Services	0	0	0	0	0
%OOS HazMat Violations	0	0	0	0	0



Percent of Insp & Crash by State - Chart ToC



Percent of Insp & Crash by State - Table (based on Inspection data from the last 4 years) ToC

State	Inspections		Violations		Out-of-Services		Crashes	
	Total	Percent	Total	Percent	Total	Percent	Total	Percent
	10	100	10	100	2	100	0	100
CA	7	70	10	100	2	100	0	0
NM	1	10	0	0	0	0	0	0
NV	1	10	0	0	0	0	0	0
UT	1	10	0	0	0	0	0	0

VIN Insp Summary by State (based on inspection from the last 2 years) ToC

VIN	Insp	Viol Pts	Counts in each State							
			CA		NM		NV		UT	
			Insp	Viol Pts	Insp	Viol Pts	Insp	Viol Pts	Insp	Viol Pts
TOTALS	35/101*	10/26**	7	26	1	0	1	0	1	0
1UYVS2535M7163644	7	25	5	25	0	0	1	0	1	0
3AKJHHDR7LSKY9429	7	1	4	1	1	0	1	0	1	0
1UYVS2533M2229430	1	0	1	0	0	0	0	0	0	0
1UYVS2539M2381406	1	0	0	0	1	0	0	0	0	0
1UYVS253XHU789312	1	0	1	0	0	0	0	0	0	0

*<Total number of inspections for these 5 VIN(s)>/n<Total number of inspections for these 4 state(s)>

**<Total severity sum for these 5 VIN(s)>/n<Total severity sum for these 4 state(s)>

Violations By Unit Type ToC

of Violations: 9 Total Severity: 23 based on inspections in the last 2 years

Violation Unit	# of Violations	Total Severity	% of Total
Violation Unit: Power Unit	# of Violations: 1	Total Severity: 1	% of Total: 4.35%
Viol. Group: Other Log/Form & Manner	# of Violations: 1	Total Severity: 1	% of Total: 4.35%
Violation	Number of Occurrences	Viol. Severity	Total Severity
395.30B1ELDDFR:HOS (ELD) - DRIVER FAILING TO REVIEW RECORDS AND C	1	1	1
Violation Unit: Trailer	# of Violations: 8	Total Severity: 22	% of Total: 95.65%



Carrier Software
 1-800-646-5152
 info@CarrierSoftware.com

CONFIDENTIAL - Intended for use by Amerigo Insurance Agency - Date: 5/7/2026

RSH TRUCKING LLC - DOT# 4101625 / MC1564696

Viol. Group: Brakes Out of Adjustment	# of Violations: 3	Total Severity: 12	% of Total: 52.17%
Violation	Number of Occurrences	Viol. Severity	Total Severity
393.47E:Clamp/Roto-Chamber type brake(s) out of adjustment	3	4	12
Viol. Group: Brakes All Others	# of Violations: 2	Total Severity: 8	% of Total: 34.78%
393.53BB:AIR BRAKE - CMV MANUFACTURED ON OR AFTER 10/20/199	2	4	8
Viol. Group: Wheels Studs Clamps Etc.	# of Violations: 1	Total Severity: 2	% of Total: 8.7%
396.5BHWSL:HUBS - WHEEL SEAL LEAKING.	1	2	2
Viol. Group: Not used in SMS Calculation	# of Violations: 2	Total Severity: 0	% of Total: 0%
396.3A1BOS:BRAKES OUT OF SERVICE: The number of defective bra	2	0	0



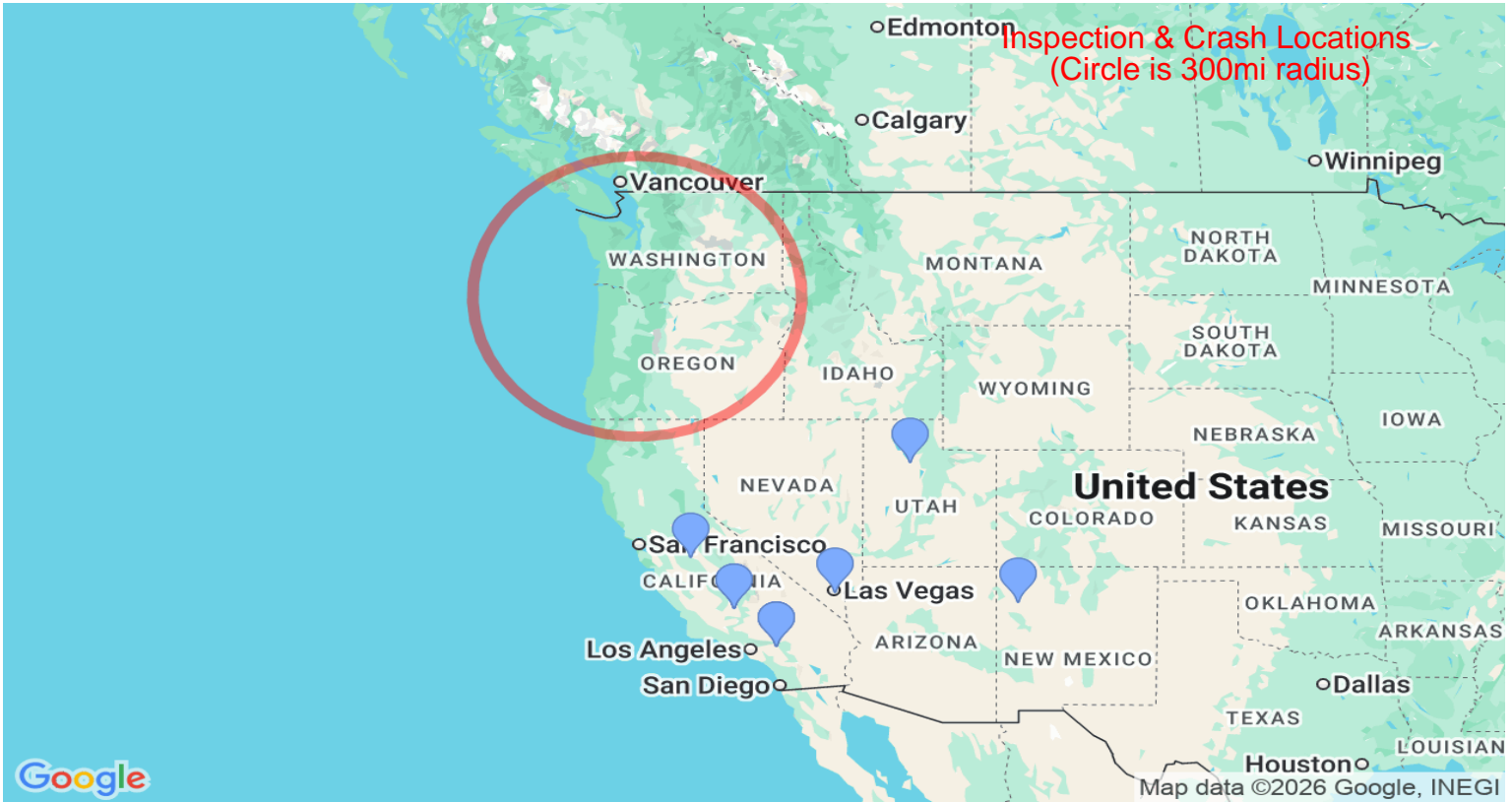
INSPECTION/CRASH MAP ToC

PU Inspection

Trailer Inspection

OOS Inspection

Crash



Equipment Ownership ToC Equipment Ownership (based on MCS-150 dated 11/4/2025)						
	Trucks	Tractors	Trailers	Motor Coaches	Vans	
Owned	0	1	0	0	0	
Term Leased	0	0	0	0	0	
Trip Leased	0	0	6	0	0	
Total No.	0	1	6	0	0	

Equipment Details Power Units ToC									
VIN	Latest Insp Date	Year	Make	Model	Body Class	Body Type	Axles	Len	Fuel Type
3AKJHHR7LS KY9429	04/10/2026	2020	FREIGHTLINER	New Cascadia 126" Sleepercab	Truck-Tractor	-	-	-	Diesel

Equipment Details Trailers									
VIN	Latest Insp Date	Year	Make	Model	Body Class	Body Type	Axles	Len	Fuel Type
1UYVS2535M71 63644	04/10/2026	2021	UTILITY TRAILER MANUFACTURER	Utility Trailer Manufacturer	Trailer	Van Trailer	2	53	Not Applicable



1UYVS253XHU 789312	08/01/2024	2017	UTILITY TRAILER MANUFACTURER	Utility Trailer Manufacturer	Trailer	Van Trailer	2	53	-
1UYVS2533M22 29430	07/18/2024	2021	UTILITY TRAILER MANUFACTURER	Utility Trailer Manufacturer	Trailer	Van Trailer	2	53	-
1UYVS2539M23 81406	08/12/2023	2021	UTILITY TRAILER MANUFACTURER	Utility Trailer Manufacturer	Trailer	Van Trailer	2	53	-

Vehicle Age ToC				
Year	# Power Units	PU Percentage	# Trailers	Trailres Percentage
2021	0	0.00%	2	66.67%
2020	1	100.00%	0	0.00%
2017	0	0.00%	1	33.33%

Based on 24 months of inspection data, see the live report for more options

States of Power Unit Registrations ToC				
State	CA	NM	NV	UT
Number of Power Units	1	1	1	1

Equipment Acquisitions - Table ToC						
	Power Units inspected for 1st time in past 12 months	Power Units inspected for 1st time in past 24 months	Power Units inspected during entire date range	Trailers inspected for 1st time in past 12 months	Trailers inspected for 1st time in past 24 months	Trailers inspected during entire date range
Unique VINs	1	1	1	1	3	4
Unique License Plates	1	1	1	1	3	4
License Plate States	1	1	1	1	2	2

Driver Details ToC Driver Details (based on MCS-150 dated 11/4/2025)			
	Within 100 mi	Beyond 100 mi	TOTAL
# Drivers Interstate	0	2	2
# Drivers Intrastate	0	0	0
TOTAL	0	2	/

Avg. # Trip Lease Drivers/Mo: 0 # Drivers Grand Total: 2 # Drivers Commercially Licensed: 2

Shared VIN Summary ToC
No Data

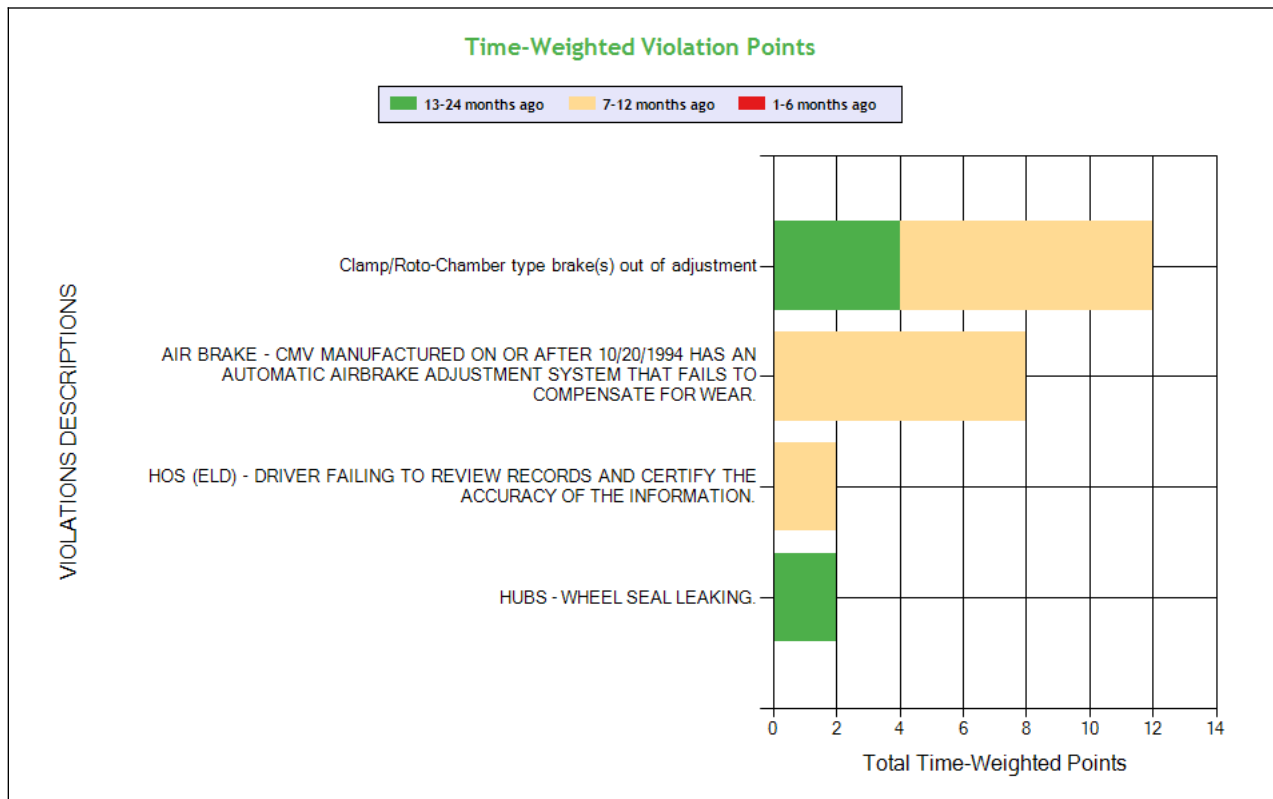
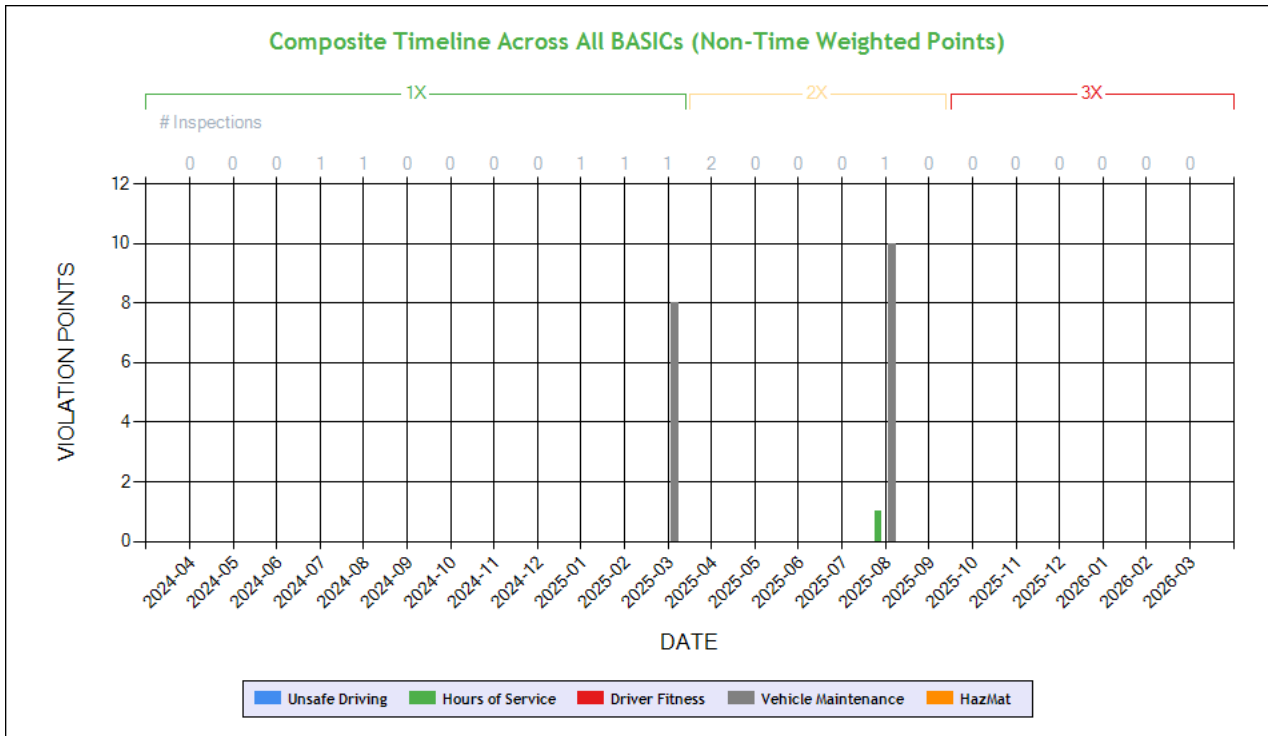


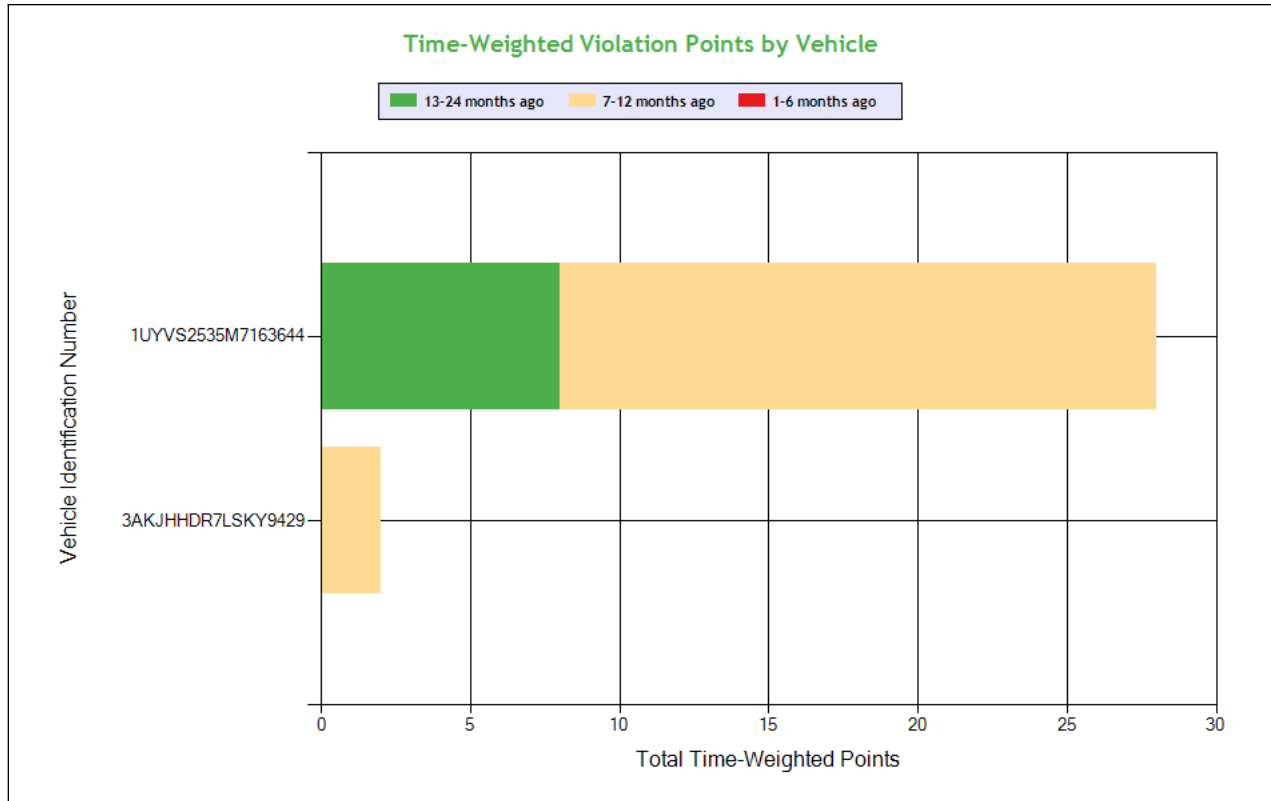
SHIPPERS DETAIL ToC based on Inspection results for the last 4 years

Shipper Name	Number of Inspections	Shipper Name	Number of Inspections
GRAHAM PACKAGING	1	HEARTHSIDE INTERBAKE FOODSLLC	1
HIGH WEST DISTILLERY	1	LYONS MAGNUS WEST	1
MANE INC	1	OCEAN SPRAY	1
RECKITT	1	SATELLITE	1
SOPUS	1	ZEVIA	1



Carrier Underwriting Report Safety Summary ToC





See the Excel file for the complete analysis

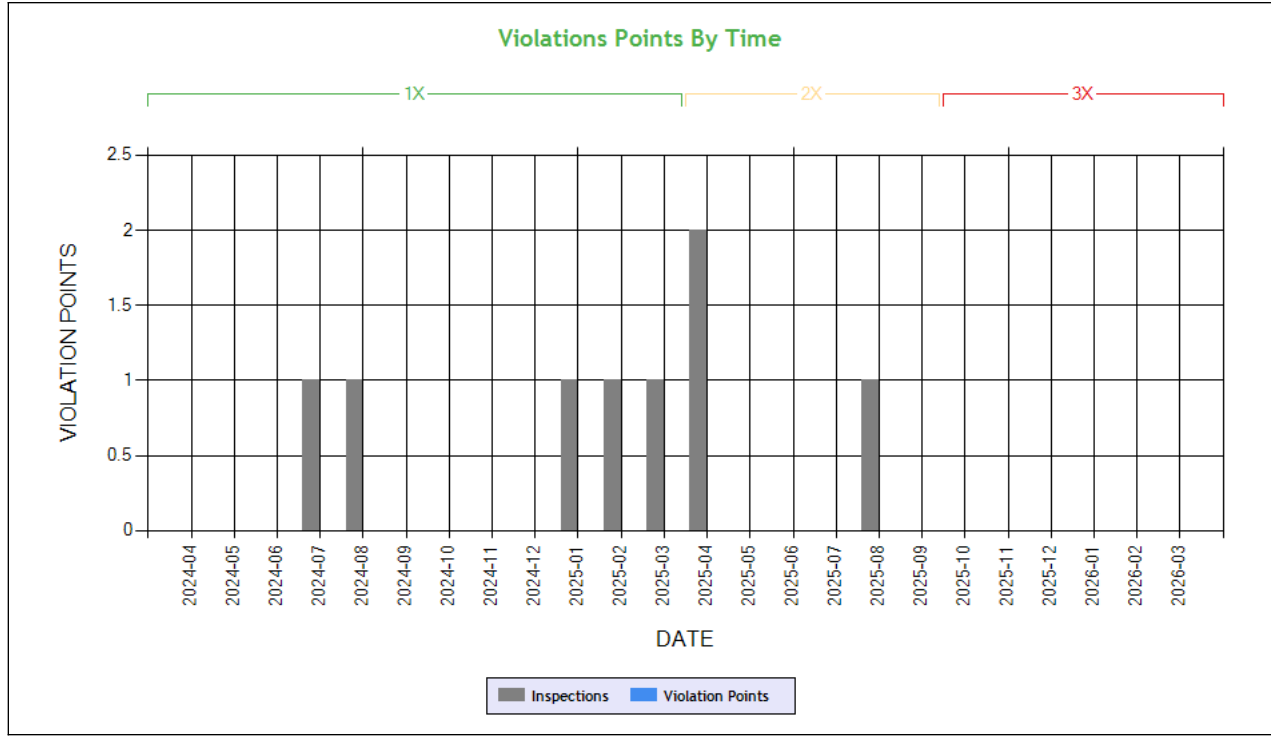
Violations is in (1-6/7-12/13-24mo)

Shaded = Out Of Service Violation							
Violation Group			Brakes Out of Adjustment	Brakes All Others	Not used in SMS Calculation	Other Log/Form & Manner	Wheels Studs Clamps Etc.
Violation Description	Total Time-weighted Points by VIN	% of Total Time-weighted Points by VIN	Clamp/Roto-Chamber type brake(s) out of adjustment	AIR BRAKE - CMV MANUFACTURED ON OR AFTER 10/20/1994 HAS AN AUTOMATIC AIRBRAKE ADJUSTMENT SYSTEM THAT FAILS TO COMPENSATE FOR WEAR.	BRAKES OUT OF SERVICE: The number of defective brakes is equal to or greater than 20 percent of the service brakes on the vehicle or combination	HOS (ELD) - DRIVER FAILING TO REVIEW RECORDS AND CERTIFY THE ACCURACY OF THE INFORMATION.	HUBS - WHEEL SEAL LEAKING.
Driver Resp			No	No	N/A	Yes	Yes
Total Time-weighted Points			12	8	6	2	2
% Total Time-Wt Pts			40.0	26.67	20.0	6.67	6.67
1UYVS2535M7163644	28	93.33	12 (0/1/1)	8 (0/1/0)	6 (0/1/1)		2 (0/0/1)
3AKJHHDR7LSKY9429	2	6.67				2 (0/1/0)	



SAFETY ANALYSIS ToC

Unsafe Driving



Time-Weighted Violation Points - no data available to draw a chart

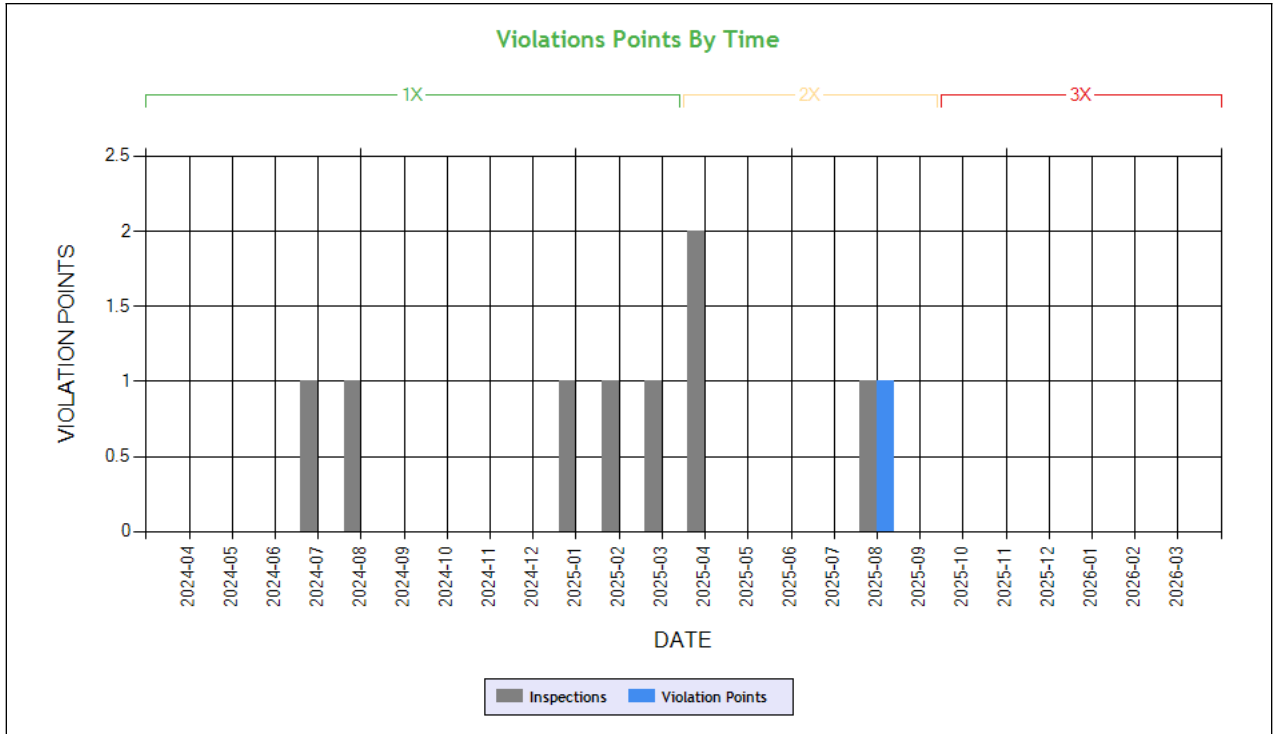
Time-Weighted Severity Points by Vehicle - no data available to draw a chart

See the Excel file for the complete analysis

Violations is in (1-6/7-12/13-24mo)

Shaded = Out Of Service Violation		
Violation Group		
Violation Description	Total Time-weighted Points by VIN	% of Total Time-weighted Points by VIN
Driver Resp		
Total Time-weighted Points		
% Total Time-Wt Pts		

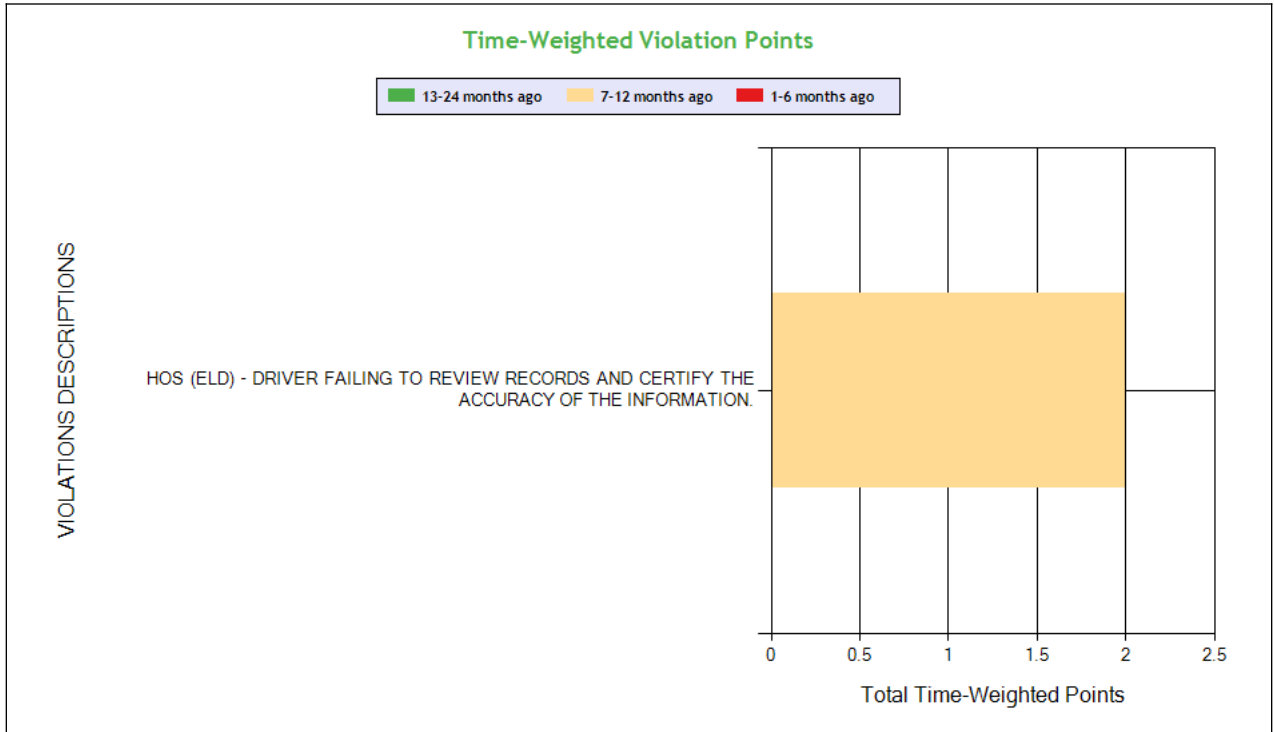
HOS Compliance



Carrier Software
 1-800-646-5152
 info@CarrierSoftware.com

CONFIDENTIAL - Intended for use by Amerigo Insurance Agency - Date: 5/7/2026

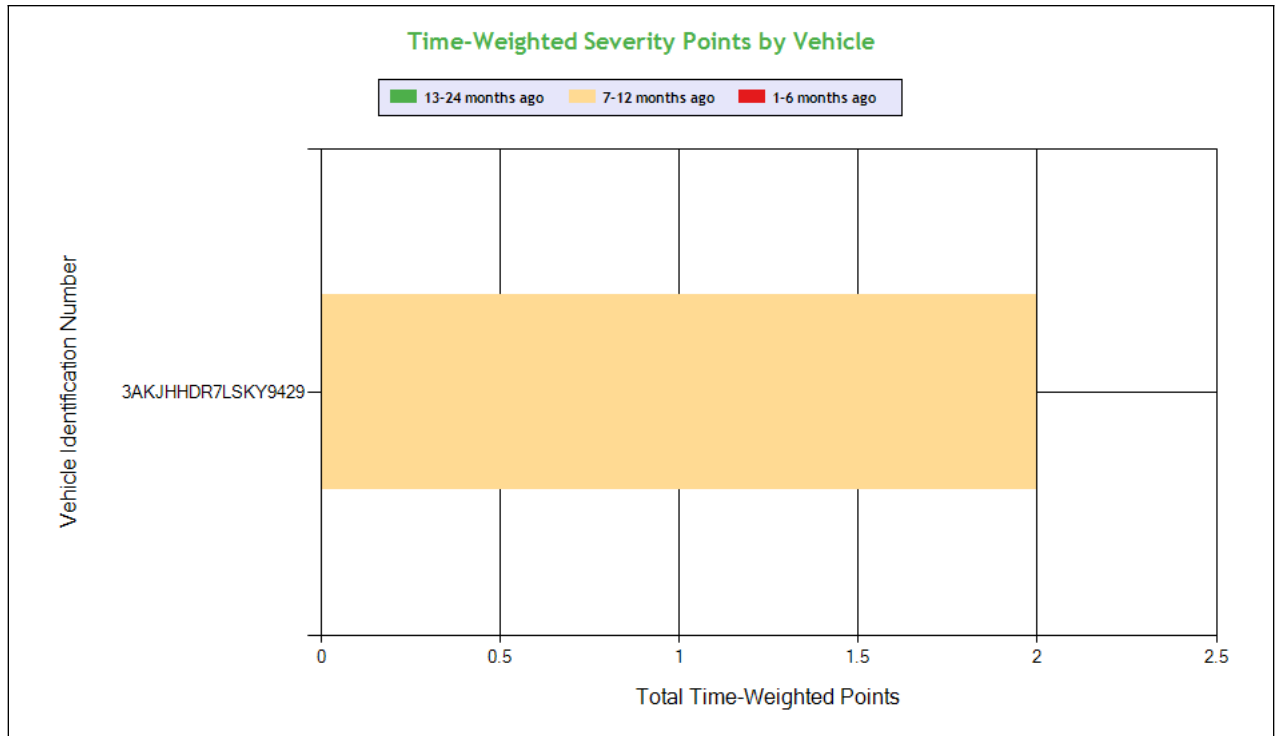
RSH TRUCKING LLC - DOT# 4101625 / MC1564696



See the Excel file for the complete analysis

Violations is in (1-6/7-12/13-24mo)

Shaded = Out Of Service Violation



Carrier Software
 1-800-646-5152
 info@CarrierSoftware.com

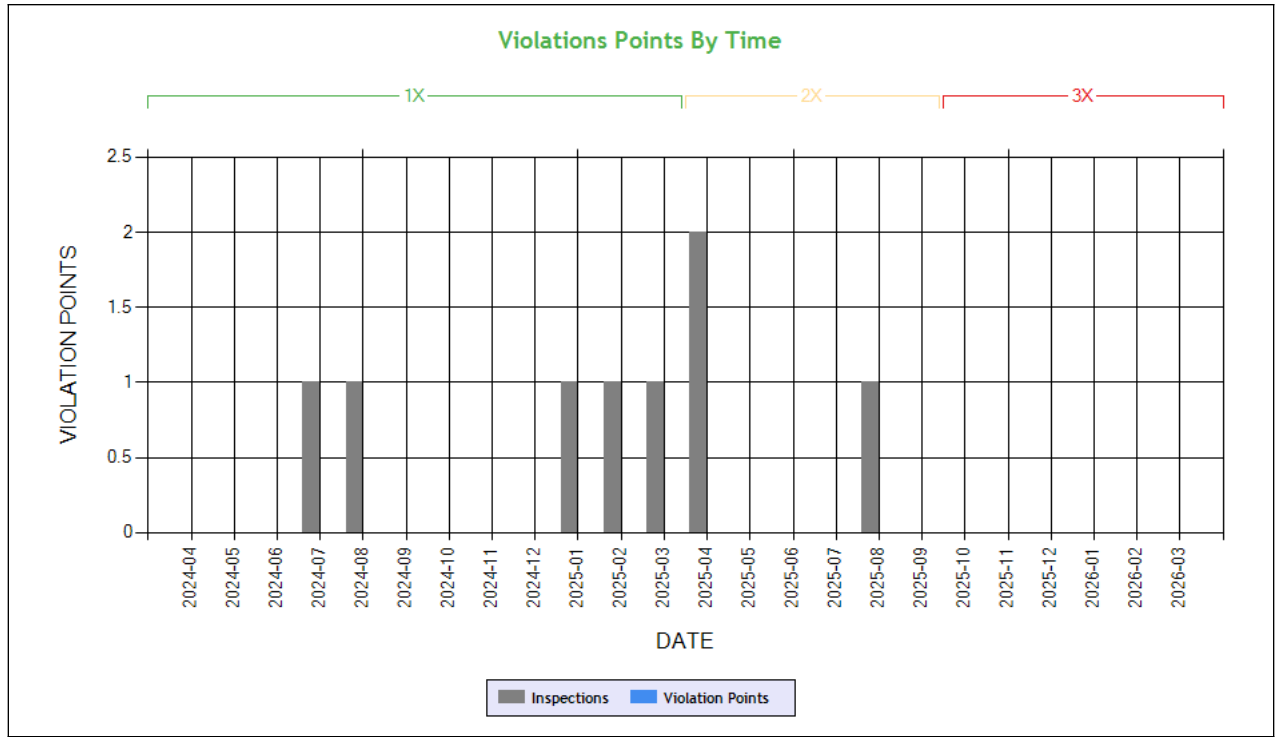
CONFIDENTIAL - Intended for use by Amerigo Insurance Agency - Date: 5/7/2026

RSH TRUCKING LLC - DOT# 4101625 / MC1564696

Violation Group			Other Log/Form & Manner
Violation Description	Total Time-weighted Points by VIN	% of Total Time-weighted Points by VIN	HOS (ELD) - DRIVER FAILING TO REVIEW RECORDS AND CERTIFY THE ACCURACY OF THE INFORMATION.
Driver Resp			Yes
Total Time-weighted Points			2
% Total Time-Wt Pts			100
3AKJHHDR7LSKY9429	2	100	2 (0/1/0)



Driver Fitness



Time-Weighted Violation Points - no data available to draw a chart

Time-Weighted Severity Points by Vehicle - no data available to draw a chart

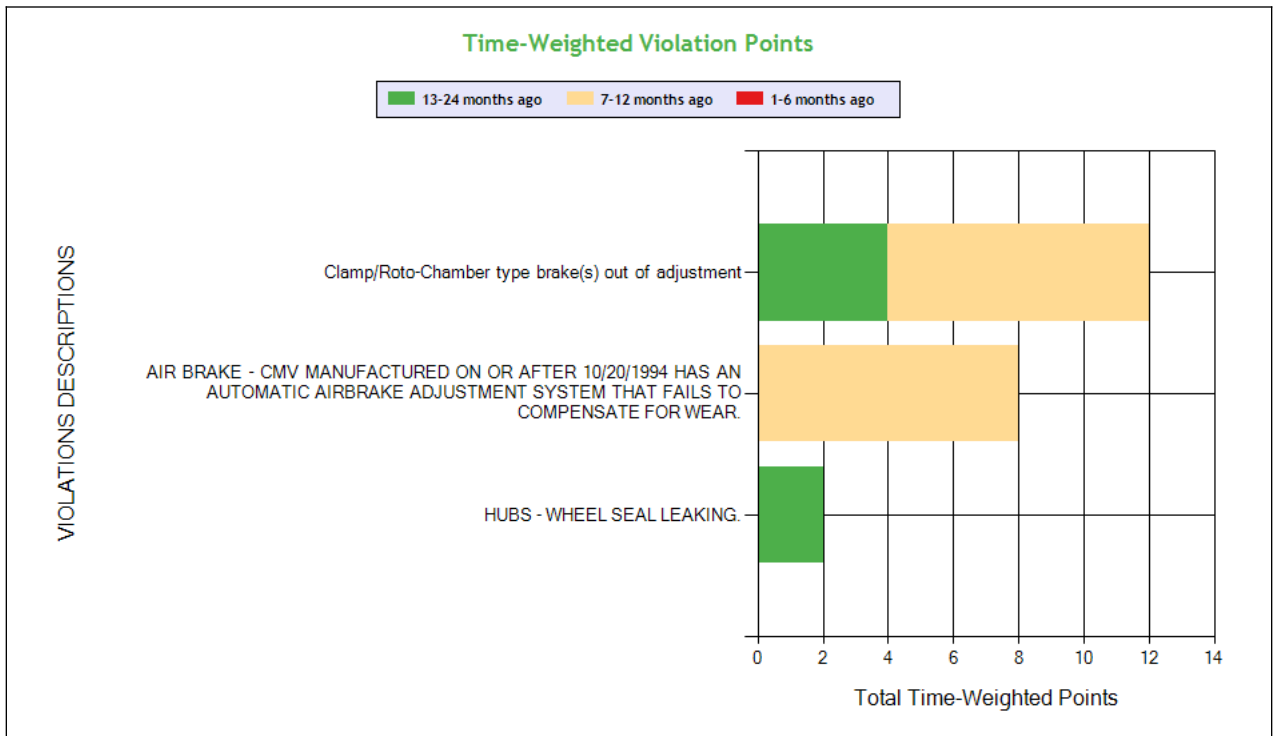
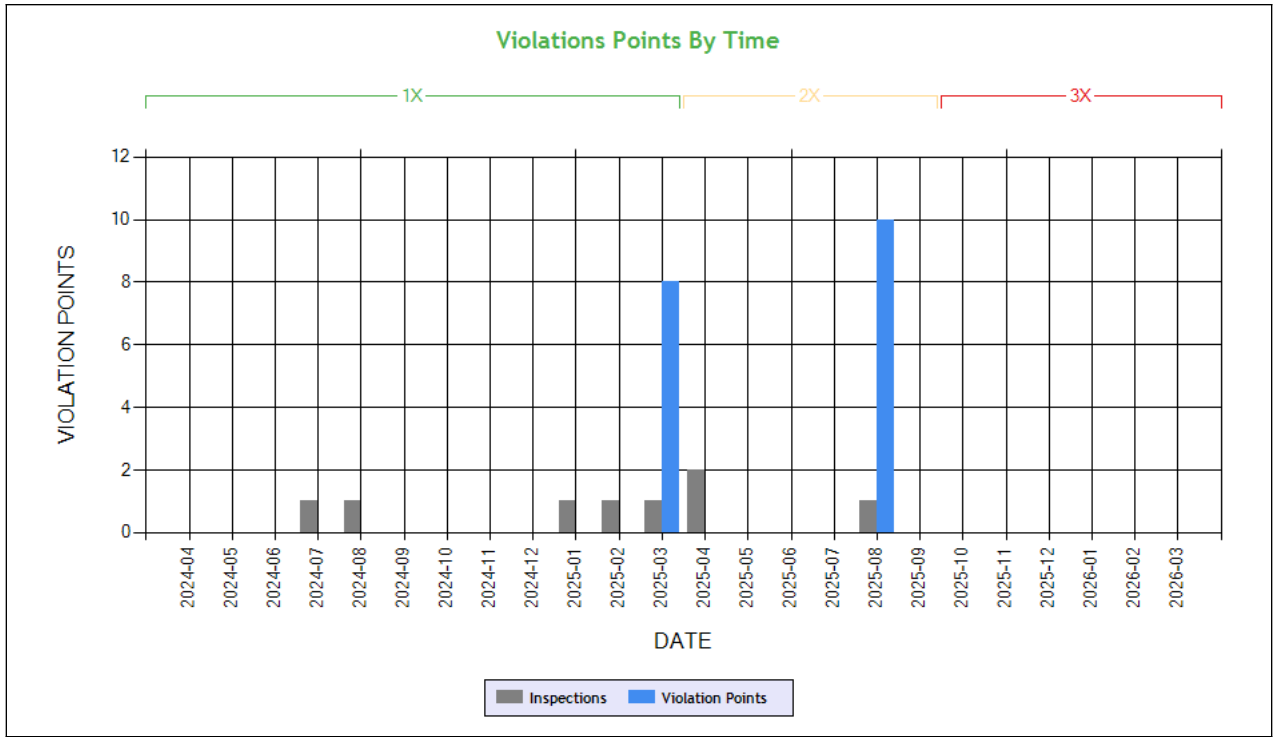
See the Excel file for the complete analysis

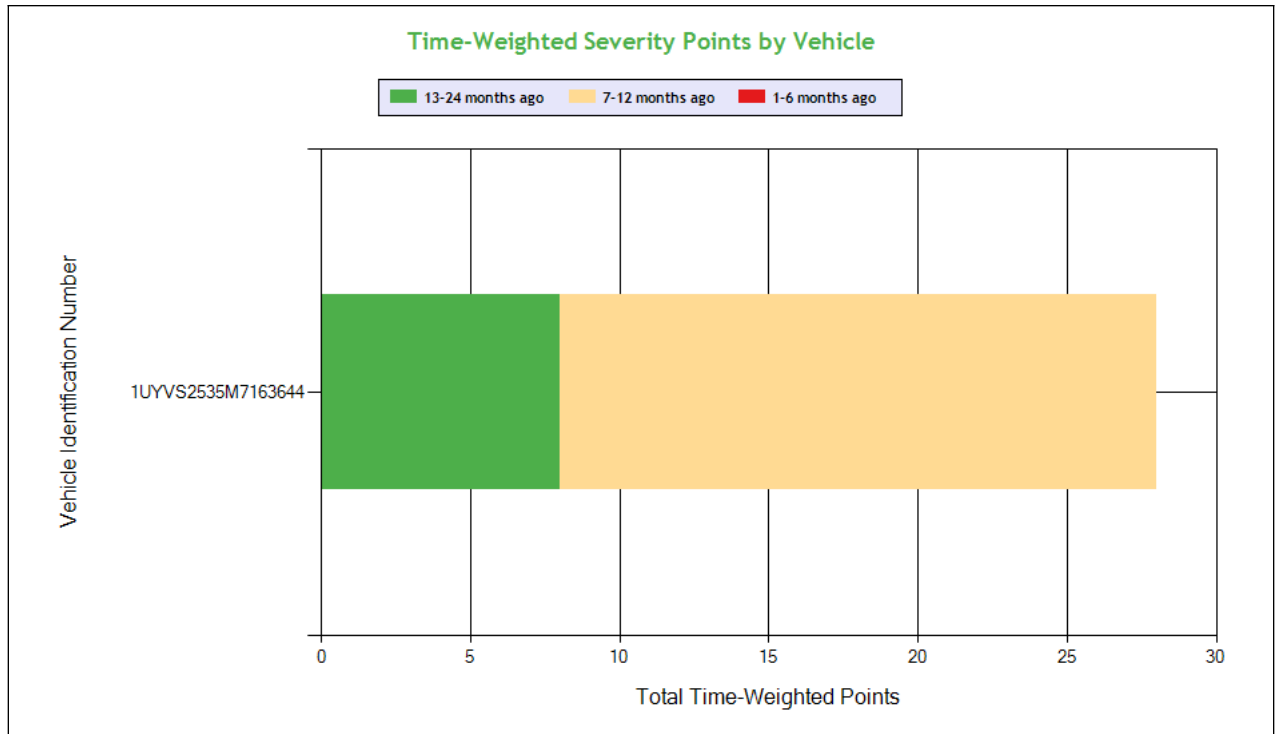
Violations is in (1-6/7-12/13-24mo)

Shaded = Out Of Service Violation		
Violation Group		
Violation Description	Total Time-weighted Points by VIN	% of Total Time-weighted Points by VIN
Driver Resp		
Total Time-weighted Points		
% Total Time-Wt Pts		



Vehicle Maintenance





Carrier Software
 1-800-646-5152
 info@CarrierSoftware.com

CONFIDENTIAL - Intended for use by Amerigo Insurance Agency - Date: 5/7/2026

RSH TRUCKING LLC - DOT# 4101625 / MC1564696

See the Excel file for the complete analysis

Violations is in (1-6/7-12/13-24mo)

Shaded = Out Of Service Violation						
Violation Group			Brakes Out of Adjustment	Brakes All Others	Not used in SMS Calculation	Wheels Studs Clamps Etc.
Violation Description	Total Time-weighted Points by VIN	% of Total Time-weighted Points by VIN	Clamp/Roto-Chamber type brake(s) out of adjustment	AIR BRAKE - CMV MANUFACTURED ON OR AFTER 10/20/1994 HAS AN AUTOMATIC AIRBRAKE ADJUSTMENT SYSTEM THAT FAILS TO COMPENSATE FOR WEAR.	BRAKES OUT OF SERVICE: The number of defective brakes is equal to or greater than 20 percent of the service brakes on the vehicle or combination	HUBS - WHEEL SEAL LEAKING.
Driver Resp			No	No	N/A	Yes
Total Time-weighted Points			12	8	6	2
% Total Time-Wt Pts			42.86	28.57	21.43	7.14
1UYVS2535M7163644	28	100	12 (0/1/1)	8 (0/1/0)	6 (0/1/1)	2 (0/0/1)

COLOR CODED CRASH TABLE ToC

No crashes have been reported by the DOT on this Motor Carrier

INSPECTIONS WITH SHARED EQUIPMENT:

No Data



LEGEND
Vehicle Information
Inspection for DOT # being analyzed
Inspection for Different DOT #
Crash Information for specific VIN

INSPECTION DETAILS for ALL Inspections

PDF shows the first 100 Power Unit & Trailer VINs with most recent inspections using data from the last 4 years

POWER UNIT Inspections Section

VIN: 3AKJHHDR7LSKY9429		Unit: Straight Truck		Year: 2020	Make: FREIGHTLINER		
DOT No: 4101625		Docket No: MC1564696		Name: RSH TRUCKING LLC		Interstate: Yes	
Date	Unit License	Unit Lic State	Violation Unit	Violation Description	Severity	OOS	Citation
04/10/2026	RP09604	WA	-	-	-	-	-
08/11/2025	RP09604	WA	1	395.30B1ELDDFR - HOS (ELD) - DRIVER FAILING TO REVIEW RECORDS AND CERTIFY THE ACCURACY OF THE INFORMATION.	1	No	
04/21/2025	RP09604	WA	-	-	-	-	-
04/03/2025	RP09604	WA	-	-	-	-	-
03/03/2025	RP09604	WA	-	-	-	-	-
02/06/2025	RP09604	WA	-	-	-	-	-
01/22/2025	RP09604	WA	-	-	-	-	-
08/01/2024	RP09604	WA	-	-	-	-	-
07/18/2024	RP09604	WA	-	-	-	-	-
08/12/2023	RP09604	WA	-	-	-	-	-
DOT No: 1239786		Docket No: MC487959		Name: JVG TRANS INC		Interstate: Yes	
Date	Unit License	Unit Lic State	Violation Unit	Violation Description	Severity	OOS	Citation
07/17/2021	XP74797	CA	D	392.2SLLSWZ - State/Local Laws - Speeding work/construction zone	10	No	2550321198002
12/01/2020	XP74797	CA	1	393.75A3 - Tire -flat and/or audible air leak	8	Yes	
12/01/2020	XP74797	CA	-	-	-	-	-

TRAILER Inspections Section

VIN: 3AKJHHDR7LSKY9429		Unit: Straight Truck		Year: 2020	Make: FREIGHTLINER		
DOT No: 4101625		Docket No: MC1564696		Name: RSH TRUCKING LLC		Interstate: Yes	



Date	Unit License	Unit Lic State	Violation Unit	Violation Description	Severity	OOS	Citation
04/10/2026	RP09604	WA	-	-	-	-	-
08/11/2025	RP09604	WA	1	395.30B1ELDDFR - HOS (ELD) - DRIVER FAILING TO REVIEW RECORDS AND CERTIFY THE ACCURACY OF THE INFORMATION.	1	No	
04/21/2025	RP09604	WA	-	-	-	-	-
04/03/2025	RP09604	WA	-	-	-	-	-
03/03/2025	RP09604	WA	-	-	-	-	-
02/06/2025	RP09604	WA	-	-	-	-	-
01/22/2025	RP09604	WA	-	-	-	-	-
08/01/2024	RP09604	WA	-	-	-	-	-
07/18/2024	RP09604	WA	-	-	-	-	-
08/12/2023	RP09604	WA	-	-	-	-	-

DOT No: 1239786 Docket No: MC487959 Name: JVG TRANS INC Interstate: Yes

Date	Unit License	Unit Lic State	Violation Unit	Violation Description	Severity	OOS	Citation
07/17/2021	XP74797	CA	D	392.2SLLSWZ - State/Local Laws - Speeding work/construction zone	10	No	255032119800 2
12/01/2020	XP74797	CA	1	393.75A3 - Tire -flat and/or audible air leak	8	Yes	
12/01/2020	XP74797	CA	-	-	-	-	-

Inspection Summary By Month (based on inspections from the last 4 years) ToC

Year-Month	Number of Inspections	Number of Power Units	Total Violations	Total OOS Inspections	Total Severity Points	Number of Crashes
2026-04	1	1	2	0	8	0
2025-08	1	1	4	1	9	0
2025-04	2	2	0	0	0	0
2025-03	1	1	3	1	6	0
2025-02	1	1	0	0	0	0
2025-01	1	1	1	0	3	0
2024-08	1	1	0	0	0	0
2024-07	1	1	0	0	0	0
2023-08	1	1	0	0	0	0

Note: The most recent month's counts may not include all the inspections for that month.

VIN Inspection Violation Details ToC

# of VINs: 2 # of Insp: 7 Severity Weight: 49 Avg. Weight/VIN: 7.0 (based on inspections in the last 4 years, showing top 50 VINs inspected most recently)									
VIN 1UYVS2535M7163644		# of Inspections: 3		Total Severity: 23		Percentage of Total: 46.94%		Avg. Weight Per Inspection: 7.7	
Inspection Date	Inspection ID	Inspection State	Location Description	Total Severity	# of Violations	Shipper Name	Inspection Level	Post Accident	Out of Service
04/10/2026	87565639	CA	CACHE CREEK	8	2	RECKITT	1	No	No
BASIC		Unit Type		Severity		Description		Out of Service	
Vehicle Maintenance		Semi Trailer		4		393.47E:Clamp/Roto-Chamber type brake(s) out of adjustment		No	
Vehicle Maintenance		Semi Trailer		4		393.53BB:AIR BRAKE - CMV MANUFACTURED ON OR AFTER 10/20/199		No	
Inspection Date	Inspection ID	Inspection State	Location Description	Total Severity	# of Violations	Shipper Name	Inspection Level	Post Accident	Out of Service
08/11/2025	85558610	CA	MOUNTAIN PASS JPOE	9	4	SOPUS	1	No	Yes
BASIC		Unit Type		Severity		Description		Out of Service	
Vehicle Maintenance		Semi Trailer		4		393.47E:Clamp/Roto-Chamber type brake(s) out of adjustment		No	
Vehicle Maintenance		Semi Trailer		4		393.53BB:AIR BRAKE - CMV MANUFACTURED ON OR AFTER 10/20/199		No	
Hours-Of-Service Compliance		Semi Trailer		1		395.30B1ELDDFR:HOS (ELD) - DRIVER FAILING TO REVIEW RECORDS AND C		No	
Vehicle Maintenance		Semi Trailer		0		396.3A1BOS:BRAKES OUT OF SERVICE: The number of defective bra		Yes	
Inspection Date	Inspection ID	Inspection State	Location Description	Total Severity	# of Violations	Shipper Name	Inspection Level	Post Accident	Out of Service



03/03/2025	84044750	CA	CACHE CREEK	6	3	GRAHAM PACKAGING	1	No	Yes
BASIC		Unit Type		Severity		Description		Out of Service	
Vehicle Maintenance		Semi Trailer		4		393.47E:Clamp/Roto-Chamber type brake(s) out of adjustment		No	
Vehicle Maintenance		Semi Trailer		2		396.5BHWL:HUBS - WHEEL SEAL LEAKING.		No	
Vehicle Maintenance		Semi Trailer		0		396.3A1BOS:BRAKES OUT OF SERVICE: The number of defective bra		Yes	
VIN 3AKJHHDR7LSKY9429		# of Inspections: 4		Total Severity: 26		Percentage of Total: 53.06%		Avg. Weight Per Inspection: 6.5	
Inspection Date	Inspection ID	Inspection State	Location Description	Total Severity	# of Violations	Shipper Name	Inspection Level	Post Accident	Out of Service
04/10/2026	87565639	CA	CACHE CREEK	8	2	RECKITT	1	No	No
BASIC		Unit Type		Severity		Description		Out of Service	
Vehicle Maintenance		Straight Truck		4		393.47E:Clamp/Roto-Chamber type brake(s) out of adjustment		No	
Vehicle Maintenance		Straight Truck		4		393.53BB:AIR BRAKE - CMV MANUFACTURED ON OR AFTER 10/20/199		No	
Inspection Date	Inspection ID	Inspection State	Location Description	Total Severity	# of Violations	Shipper Name	Inspection Level	Post Accident	Out of Service
08/11/2025	85558610	CA	MOUNTAIN PASS JPOE	9	4	SOPUS	1	No	Yes
BASIC		Unit Type		Severity		Description		Out of Service	
Vehicle Maintenance		Straight Truck		4		393.47E:Clamp/Roto-Chamber type brake(s) out of adjustment		No	
Vehicle Maintenance		Straight Truck		4		393.53BB:AIR BRAKE - CMV MANUFACTURED ON OR AFTER 10/20/199		No	
Hours-Of-Servce Compliance		Straight Truck		1		395.30B1ELDDFR:HOS (ELD) - DRIVER FAILING TO REVIEW RECORDS AND C		No	
Vehicle Maintenance		Straight Truck		0		396.3A1BOS:BRAKES OUT OF SERVICE: The number of defective bra		Yes	
Inspection Date	Inspection ID	Inspection State	Location Description	Total Severity	# of Violations	Shipper Name	Inspection Level	Post Accident	Out of Service
03/03/2025	84044750	CA	CACHE CREEK	6	3	GRAHAM PACKAGING	1	No	Yes
BASIC		Unit Type		Severity		Description		Out of Service	
Vehicle Maintenance		Straight Truck		4		393.47E:Clamp/Roto-Chamber type brake(s) out of adjustment		No	
Vehicle Maintenance		Straight Truck		2		396.5BHWL:HUBS - WHEEL SEAL LEAKING.		No	
Vehicle Maintenance		Straight Truck		0		396.3A1BOS:BRAKES OUT OF SERVICE: The number of defective bra		Yes	
Inspection Date	Inspection ID	Inspection State	Location Description	Total Severity	# of Violations	Shipper Name	Inspection Level	Post Accident	Out of Service
01/22/2025	83684171	CA	CHOWCHILLA RIVER IF	3	1	OCEAN SPRAY	3	No	No
BASIC		Unit Type		Severity		Description		Out of Service	
		Straight Truck		3		392.2SLLSR:State/Local Laws - State registration/tag violatio		No	



Inspection History ToC						
Inspection Date	Report Number	Report State	PU VIN	TR VIN	Severity Weight	Time Weight
04/10/2026	UFEX002263	CA	3AKJHHDR7LSKY9429 - Straight Truck	1UYVS2535M7163644 - Semi Trailer		3
Trailer Violation - Vehicle Maintenance Violation: 393.47E - Clamp/Roto-Chamber type brake(s) out of adjustment					4	
Trailer Violation - Vehicle Maintenance Violation: 393.53BB - AIR BRAKE - CMV MANUFACTURED ON OR AFTER 10/20/1994 HAS AN AUTOMATIC AIRBRAKE ADJUSTMENT SYSTEM THAT FAILS TO COMPENSATE FOR WEAR.					4	
08/11/2025	UDNN000432	CA	3AKJHHDR7LSKY9429 - Straight Truck	1UYVS2535M7163644 - Semi Trailer		2
Trailer Violation - Vehicle Maintenance Violation: 393.47E - Clamp/Roto-Chamber type brake(s) out of adjustment					4	
Trailer Violation - Vehicle Maintenance Violation: 393.53BB - AIR BRAKE - CMV MANUFACTURED ON OR AFTER 10/20/1994 HAS AN AUTOMATIC AIRBRAKE ADJUSTMENT SYSTEM THAT FAILS TO COMPENSATE FOR WEAR.					4	
Trailer Violation - OOS Vehicle Maintenance Violation: 396.3A1BOS - Inspection, Repair And Maintenance					0	
Power Unit Violation - Hours-Of-Service (HOS) Compliance Violation: 395.30B1ELDDFR - HOS (ELD) - DRIVER FAILING TO REVIEW RECORDS AND CERTIFY THE ACCURACY OF THE INFORMATION.					1	
04/21/2025	25RS000135	UT	3AKJHHDR7LSKY9429 - Truck Tractor	1UYVS2535M7163644 - Semi Trailer		1
04/03/2025	7109028830	NV	3AKJHHDR7LSKY9429 - Truck Tractor	1UYVS2535M7163644 - Semi Trailer		1
03/03/2025	UFEX001003	CA	3AKJHHDR7LSKY9429 - Straight Truck	1UYVS2535M7163644 - Semi Trailer		1
Trailer Violation - Vehicle Maintenance Violation: 393.47E - Clamp/Roto-Chamber type brake(s) out of adjustment					4	
Trailer Violation - Vehicle Maintenance Violation: 396.5BHWSL - HUBS - WHEEL SEAL LEAKING.					2	
Trailer Violation - OOS Vehicle Maintenance Violation: 396.3A1BOS - Inspection, Repair And Maintenance					0	
02/06/2025	NDN7008561	CA	3AKJHHDR7LSKY9429 - Truck Tractor	1UYVS2535M7163644 - Semi Trailer		1
01/22/2025	UC5R003154	CA	3AKJHHDR7LSKY9429 - Straight Truck	1UYVS2535M7163644 - Semi Trailer		1
Trailer Violation - State/Local Laws Violation: 392.2SLLSR - State/Local Laws - State registration/tag violation					3	
08/01/2024	UFU4000746	CA	3AKJHHDR7LSKY9429 - Straight Truck	1UYVS253XHU789312 - Semi Trailer		1
07/18/2024	UDW3002623	CA	3AKJHHDR7LSKY9429 - Straight Truck	1UYVS2533M2229430 - Semi Trailer		1
08/12/2023	6293N68V0R	NM	3AKJHHDR7LSKY9429 - Truck Tractor	1UYVS2539M2381406 - Semi Trailer		0

Only the first 20 inspections are shown. See the live report for more data.

Crash Hot Spots ToC					
State	Level 1 (lowest crash frequency)	Level 2	Level 3	Level 4	Level 5 (highest crash frequency)
California	0	0	5	2	0
Nevada	1	0	0	0	0
Utah	0	0	1	0	0
Total	1	0	6	2	0

Company Level: 3

Equipment and Driver Details ToC						
MCS-150 Date	Equipment (Owned/Leased/Trip)			Driver Details		
	Tractors	Straight Trucks	Trailers	CDL's	Interstate	Intrastate
11/04/2025	1/0/0	0/0/0	0/0/6	2	2	0
09/02/2025	1/0/0	0/0/0	0/0/6	2	2	0
08/16/2025	1/0/0	0/0/0	0/0/6	2	2	0
05/19/2025	1/0/0	0/0/0	0/0/6	2	2	0
04/18/2024	0/1/0	0/0/0	0/1/0	1	1	0
07/11/2023	0/1/0	0/0/0	0/1/0	1	1	0

No data for Chameleon Type 1
No data for Chameleon Type 2