



Table of Contents

1. Overview	2. BASIC Scores History
3. BASIC Measures	4. KPI: BASIC Measures by Cargo Group
5. Estimated ISS Score	6. Investigation Results
7. Penalties History	8. Acute Critical Violations
9. Red Flag Violation Details	10. DOT Registration Information
11. DOT MCS-150 History	12. Crash Summary
13. Inspection Summary	14. KPI: Inspection Viol OOS Rates by Cargo Group
15. FHWA Registration Information	16. FHWA Insurance Information
17. FHWA Authorities	18. Severe Violations
19. Violation Report	20. Violation Summary
21. Violation Enforcement Chronology	22. Inspection Violations & OOS Counts
23. Radius Of Operation	24. Inspection & Crash Locations
25. Cargo Hot Spots	26. Inspection Violations & OOS Chronology
27. Percent of Insp & Crash by State	28. VIN Insp Summary by State
29. Violations By Unit Type	30. Inspection/Crash Map
31. Equipment Ownership	32. Equipment Details
33. Vehicle Age	34. States of Power Unit Registrations
35. Equipment Acquisitions	36. Driver Details
37. Shared VIN Summary	38. Shipper Table
39. Safety Summary	40. Safety Details
41. Crash Detail Color Coded PDF	42. Inspections with Shared Equipment
43. Inspection Tabular Details	44. Inspection Summary By Month
45. VIN Inspection Violation Details	46. Inspection History
47. Crash Hot Spots	48. DOT MCS-150 History Equipment and Driver Details
49. Chameleon	



Business Address

1414 SW 340TH ST
FEDERAL WAY, WA
98023

Contact Info

(360)-562-6495
EAGLE.TRANSPORT85@GMAIL.CO
M

FHWA Address

1414 SW 340TH ST
FEDERAL WAY, WA, 98023
Phone: (360)-562-6495

Mailing Address

1414 SW 340TH ST
FEDERAL WAY, WA
98023-5502

Overview ToC


Operating Status: NOT AUTHORIZED *Please Note: NOT AUTHORIZED does not apply to Private or Intrastate operations.
4 other companies viewed this DOT in the past two months
Crash/PU ratio: 100.0%
Clean Inspection ratio: 0.0%

Estimated BASIC Scores (as of 4/24/2026)

	Unsafe Driving	Hours of Service	Driver Fitness	Controlled Sub. and Alcohol	Vehicle Maintenance	HM Compliance	Crash
Relative Scores	0% ○	0% ○	0% ○	0% ○	[-36%] ⊖	0% ○	0% ⊖

Bracketed scores are approximated scores if requirements were met. Actual score is 0.

Alert Status	No	No	No	No	No	No	No
---------------------	----	----	----	----	----	----	----



Estimated Inspection Selection System (ISS) Score: 67
Category: Optional Inspect

* The Estimated ISS score is based on Insufficient Data Algorithm *

BASIC Scores History - Unsafe Driving ToC

There are no Scores for this BASIC

BASIC Scores History - Hours of Service ToC

There are no Scores for this BASIC

BASIC Scores History - Driver Fitness ToC

There are no Scores for this BASIC

BASIC Scores History - Controlled Substance ToC

There are no Scores for this BASIC



BASIC Scores History - Vehicle Maintenance ToC

There are no Scores for this BASIC

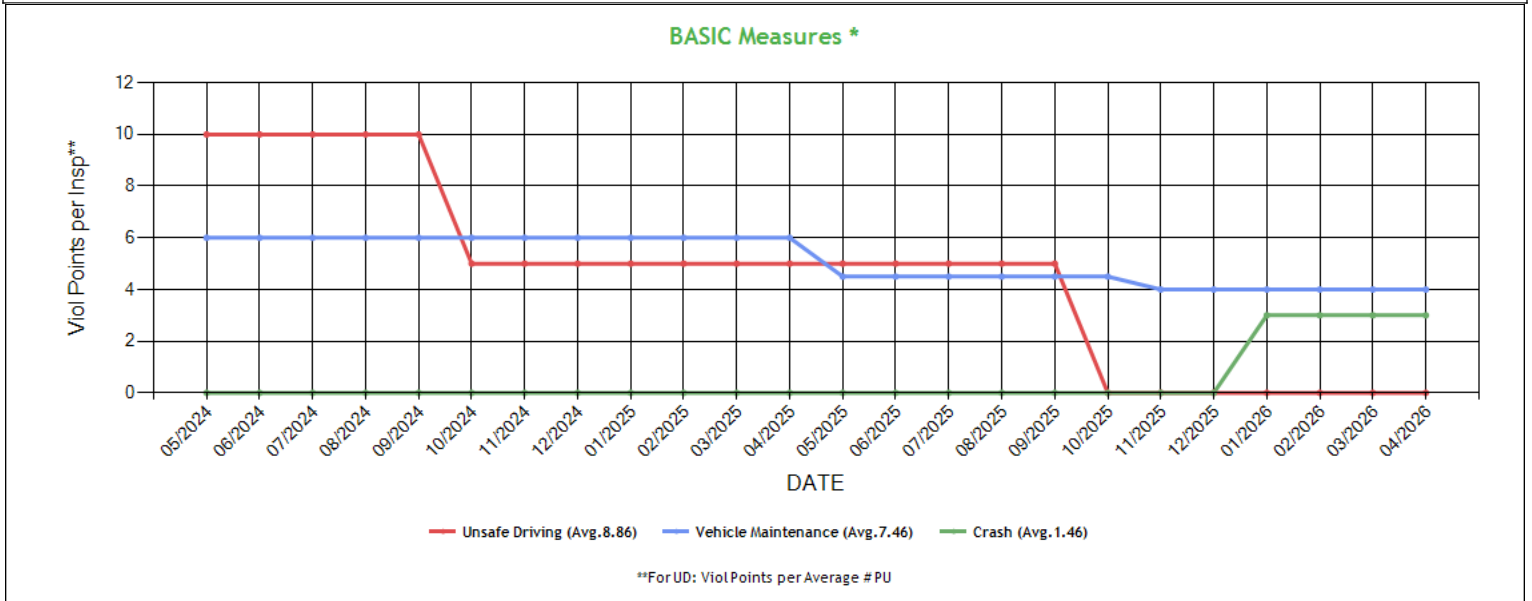
BASIC Scores History - Crash ToC

There are no Scores for this BASIC

BASIC Scores History - Hazmat ToC

There are no Scores for this BASIC

BASIC Measures: Violation Points per Inspection Trends ToC



* BASIC Measures are the absolute SMS scores that are compared within each Safety Event Group to determine the BASIC Score percentiles. Averages based on fleets with 1-5 power units.



BASIC Measures * - Table ToC

UD-Unsafe Driving, HOS-Hours of Service, DF-Driver Fitness, CS-Controlled Substances, VM-Vehicle Maintenance															
Date	UD Measure	UD AC	UD with Viol	HOS Measure	HOS AC	HOS with Viol	DF Measure	DF AC	DF with Viol	CS Measure	CS AC	CS with Viol	VM Measure	VM AC	VM with Viol
04/2026	0.00	N	0	0.00	N	0	0.00	N	0	0.00	N	0	4.00	N	1
03/2026	0.00	N	0	0.00	N	0	0.00	N	0	0.00	N	0	4.00	N	1
02/2026	0.00	N	0	0.00	N	0	0.00	N	0	0.00	N	0	4.00	N	1
01/2026	0.00	N	0	0.00	N	0	0.00	N	0	0.00	N	0	4.00	N	1
12/2025	0.00	N	0	0.00	N	0	0.00	N	0	0.00	N	0	4.00	N	1
11/2025	0.00	N	0	0.00	N	0	0.00	N	0	0.00	N	0	4.00	N	1
10/2025	0.00	N	0	0.00	N	0	0.00	N	0	0.00	N	0	4.50	N	2
09/2025	5.00	N	1	0.00	N	0	0.00	N	0	0.00	N	0	4.50	N	2
08/2025	5.00	N	1	0.00	N	0	0.00	N	0	0.00	N	0	4.50	N	2
07/2025	5.00	N	1	0.00	N	0	0.00	N	0	0.00	N	0	4.50	N	2
06/2025	5.00	N	1	0.00	N	0	0.00	N	0	0.00	N	0	4.50	N	2
05/2025	5.00	N	1	0.00	N	0	0.00	N	0	0.00	N	0	4.50	N	2
04/2025	5.00	N	1	0.00	N	0	0.00	N	0	0.00	N	0	6.00	N	1
03/2025	5.00	N	1	0.00	N	0	0.00	N	0	0.00	N	0	6.00	N	1
02/2025	5.00	N	1	0.00	N	0	0.00	N	0	0.00	N	0	6.00	N	1
01/2025	5.00	N	1	0.00	N	0	0.00	N	0	0.00	N	0	6.00	N	1
12/2024	5.00	N	1	0.00	N	0	0.00	N	0	0.00	N	0	6.00	N	1
11/2024	5.00	N	1	0.00	N	0	0.00	N	0	0.00	N	0	6.00	N	1
10/2024	5.00	N	1	0.00	N	0	0.00	N	0	0.00	N	0	6.00	N	1
09/2024	10.00	N	1	0.00	N	0	0.00	N	0	0.00	N	0	6.00	N	1
08/2024	10.00	N	1	0.00	N	0	0.00	N	0	0.00	N	0	6.00	N	1
07/2024	10.00	N	1	0.00	N	0	0.00	N	0	0.00	N	0	6.00	N	1
06/2024	10.00	N	1	0.00	N	0	0.00	N	0	0.00	N	0	6.00	N	1
05/2024	10.00	N	1	0.00	N	0	0.00	N	0	0.00	N	0	6.00	N	1
04/2024	10.00	N	1	0.00	N	0	0.00	N	0	0.00	N	0	6.00	N	1
03/2024	15.00	N	1	0.00	N	0	0.00	N	0	0.00	N	0	6.00	N	1
02/2024	15.00	N	1	0.00	N	0	0.00	N	0	0.00	N	0	6.00	N	1
01/2024	15.00	N	1	0.00	N	0	0.00	N	0	0.00	N	0	6.00	N	1
12/2023	15.00	N	1	0.00	N	0	0.00	N	0	0.00	N	0	6.00	N	1
11/2023	15.00	N	1	0.00	N	0	0.00	N	0	0.00	N	0	6.00	N	1
10/2023	15.00	N	1	0.00	N	0	10.00	N	1	0.00	N	0	0.00	N	0
09/2023	0.00	N	0	0.00	N	0	0.00	N	0	0.00	N	0	0.00	N	0
08/2023	0.00	N	0	0.00	N	0	0.00	N	0	0.00	N	0	0.00	N	0

* BASIC Measures are the absolute SMS scores that are compared within each Safety Event Group to determine the BASIC Score percentiles.

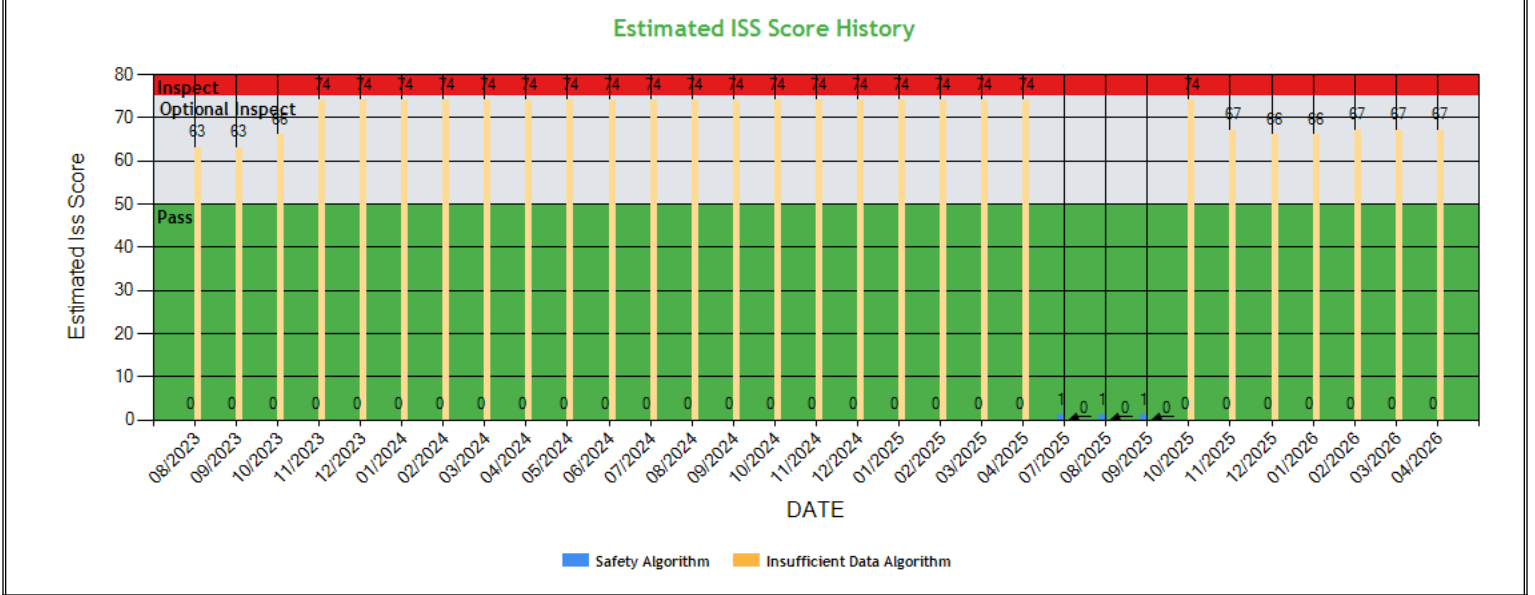
KPI: BASIC Measures by Fleet Size and Cargo Group ToC

Fleet Size: 1-5 PUs															
Cargo Group (Companies)	Unsafe Driving		Hours of Service		Driver Fitness		Controlled Substance		Vehicle Maintenance		HM Compliance		Crash		
	Avg.	Comp. to Avg.	Avg.	Comp. to Avg.	Avg.	Comp. to Avg.	Avg.	Comp. to Avg.	Avg.	Comp. to Avg.	Avg.	Comp. to Avg.	Avg.	Comp. to Avg.	
General Freight (482744)	0.75	Better	0.20	Better	0.22	Better	0.01	Better	1.89	Worse	0.01	Better	0.06	Worse	
Intermodal (28752)	0.83	Better	0.24	Better	0.16	Better	0.01	Better	2.26	Worse	0.02	Better	0.08	Worse	
EAGLE TRANSPORT SERVICES LLC	0.00		0.00		0.00		0.00		4.00		0.00		3.00		



Estimated ISS Score History - Chart ToC

About the Inspection Selection System





Estimated ISS Score History - Table ToC

Date	Estimated ISS Score	Recommendation	Algorithm
04/24/2026	67	Optional Inspect	Insufficient Data Algorithm
03/27/2026	67	Optional Inspect	Insufficient Data Algorithm
02/27/2026	67	Optional Inspect	Insufficient Data Algorithm
01/30/2026	66	Optional Inspect	Insufficient Data Algorithm
12/26/2025	66	Optional Inspect	Insufficient Data Algorithm
11/28/2025	67	Optional Inspect	Insufficient Data Algorithm
10/31/2025	74	Optional Inspect	Insufficient Data Algorithm
09/26/2025	1	Pass	Safety Algorithm
08/29/2025	1	Pass	Safety Algorithm
07/25/2025	1	Pass	Safety Algorithm
06/30/2025	1	Pass	Safety Algorithm
05/31/2025	1	Pass	Safety Algorithm
04/25/2025	74	Optional Inspect	Insufficient Data Algorithm
03/28/2025	74	Optional Inspect	Insufficient Data Algorithm
02/28/2025	74	Optional Inspect	Insufficient Data Algorithm
01/31/2025	74	Optional Inspect	Insufficient Data Algorithm
12/27/2024	74	Optional Inspect	Insufficient Data Algorithm
11/29/2024	74	Optional Inspect	Insufficient Data Algorithm
10/25/2024	74	Optional Inspect	Insufficient Data Algorithm
09/27/2024	74	Optional Inspect	Insufficient Data Algorithm
08/30/2024	74	Optional Inspect	Insufficient Data Algorithm
07/26/2024	74	Optional Inspect	Insufficient Data Algorithm
06/28/2024	74	Optional Inspect	Insufficient Data Algorithm
05/31/2024	74	Optional Inspect	Insufficient Data Algorithm
04/26/2024	74	Optional Inspect	Insufficient Data Algorithm
03/29/2024	74	Optional Inspect	Insufficient Data Algorithm
02/23/2024	74	Optional Inspect	Insufficient Data Algorithm
01/26/2024	74	Optional Inspect	Insufficient Data Algorithm
12/29/2023	74	Optional Inspect	Insufficient Data Algorithm
11/24/2023	74	Optional Inspect	Insufficient Data Algorithm
10/27/2023	66	Optional Inspect	Insufficient Data Algorithm
09/29/2023	63	Optional Inspect	Insufficient Data Algorithm
08/25/2023	63	Optional Inspect	Insufficient Data Algorithm

Investigation Results ToC

No Investigations reported on FMCSA website

Penalties History ToC

There is a problem with the Penalties data on FMCSA website.

Acute Critical Violations (Based on Investigations as per CSA Methodology Appendix A) ToC

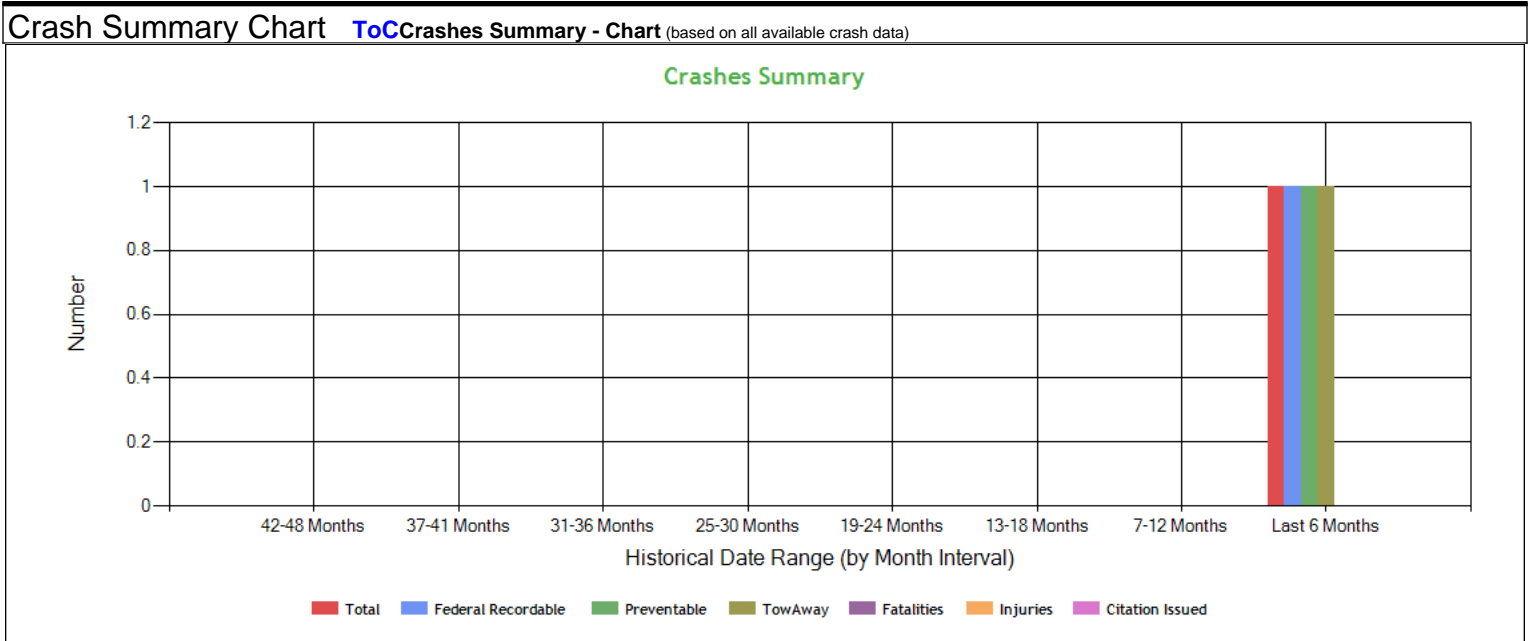
No Data

No red flag violations in the last 24 months



DOT Registration Information: The following information on this specific DOT # is from the Federal DOT (as of Operating Authority)					
DOT Registration: 08/08/2023		Total Power Units: 1	Total Trucks: 1	Total Trailers: 0	Total Passenger Vehicles: 0
Status	Entity Type	Organization Type	Nation	Total Cars	
A	C	-	US	0	
MCS-150 Date	Drivers / CDL Drivers	Op Codes	Shipper Op Codes	Shipper HazMat Op Codes	
08/06/2025	1* / 1	A			
MCS-150 Mileage (Year)	Latest Review Type	Latest Review Document Number (Date)	Record Update Date	Transports Hazmats	
40,203 (2024)		()	08/06/2025	N	
MCS-151 Mileage	DOT Census Date	Recordable Accident Rate	Preventable Accident Rate	Safety Rating (Date)	
0	08/08/2023	0%	0%	None (None)	
Classification Codes	Cargo Carried (per MCS-150)				
Authorized-For-Hire	General Freight, Intermodal Containers				

DOT MCS-150 History ToC			(as of 08/12/2025 DOT census)						
Census Date	MCS-150 Date	MCS-150 Mileage	VMT Year	Power Units	Drivers	Trailers	Company Rep1	Company Rep2	Email
8/12/2025	8/6/2025	40203	2024	1	1	-	GAGNEET SINGH		EAGLE.TRANSPORT85@GMAIL.COM
8/9/2023	8/8/2023	0		1	1	1	GAGNEET SINGH		EAGLE.TRANSPORT85@GMAIL.COM





Crashes Summary - Table (based on all available crash data) ToC										
	TOTAL	Last 6 months	7-12 months	13-18 months	19-24 months	25-30 months	30-36 months	37-41 months	42-48 months	Over 49 months
Total Reportable	1	1	0	0	0	0	0	0	0	0
Fatalities	0	0	0	0	0	0	0	0	0	0
Injuries	0	0	0	0	0	0	0	0	0	0
Tow Away	1	1	0	0	0	0	0	0	0	0
With Citations	0	0	0	0	0	0	0	0	0	0
Federal Recordable	1	1	0	0	0	0	0	0	0	0
Preventable	1	1	0	0	0	0	0	0	0	0
Crash per Pwr Unit	-	100.0%	0.0%	0.0%	0.0%	0.0%	0.0%	0.0%	0.0%	-

Inspection Summary ToC			
<p>The following inspection information is based on results for 24 months prior to: 05/25/2026. Please note that the total inspections number is not necessarily the total of the vehicle, driver and hazmat inspections, as one inspection may have included any combination of the below inspections.</p>			
Overall	Vehicle	Driver	Hazmat
<p><i>(Please note that the total inspections number is not necessarily the total of the vehicle, driver and hazmat inspections, as one inspection may have included any combination of the below inspections)</i></p> <p>Total Inspections: 1 Total Out of Service: 0</p> <p>Out of Service: 0% National Average: 21.32% Difference: -21.32%</p>	<p>Total Inspections: 1 Total Out of Service: 0</p> <p>Out of Service: 0.00% National Average: 25.21% Difference: -25.21%</p>	<p>Total Inspections: 1 Total Out of Service: 0</p> <p>Out of Service: 0.00% National Average: 7.01% Difference: -7.01%</p>	<p>Total Inspections: 0 Total Out of Service: 0</p> <p>Out of Service: 0.00% National Average: 2.22% Difference: -2.22%</p>

KPI: Inspection Viol OOS Rates by Cargo Group ToC								
Cargo Group	OVERALL		VEHICLE		DRIVER		HAZMAT	
	Average	Compared to Average	Average	Compared to Average	Average	Compared to Average	Average	Compared to Average
General Freight	29.87%	Better	25.53%	Better	13.86%	Better	0.18%	Better
Intermodal	28.88%	Better	28.72%	Better	8.78%	Better	0.19%	Better
EAGLE TRANSPORT SERVICES LLC	0%		0%		0%		0%	

FHWA Registration Information: The following data on this Motor Carrier is from the Federal Hwy Administration (as of 3/24/2026)								
Docket Number	DOT Number	Company Name	DBA Name	Address	City	State	Country	ZIP Code
MC1572148	4114278	EAGLE TRANSPORT SERVICES LLC		1414 SW 340TH ST	FEDERAL WAY	WA	US	98023
Phone Number	Fax Number	Mail Address	Mail City	Mail State	Mail Contry	Mail ZIP Code	Mail Phone Number	Mail Fax Number
(360)-562-6495		1414 SW 340TH ST	FEDERAL WAY	WA	US	98023-5502		
Date of Last Change	Freight	Passenger	Household Goods	Active Authority	Pending Authority	Revocation Pending Authority		
3/24/2026	Y	N	N	/	/	/		



Insurance Required (as of 05/26/2026) ToC			
Docket Number	Insurance Type	Insurance Required	Insurance on File
MC1572148	BIPD	\$750k	\$0k
MC1572148	Cargo	No	No
MC1572148	Bond	No	No

Active / Pending Insurance (as of 05/26/2026)

No Data

Insurance History (as of 05/26/2026)

Docket Number	Form	Type	Insurance Carrier	Policy/Surety	Coverage From	Coverage To	Effective Date From	Effective Date To
MC1572148	91X	BIPD/Primary	NORTHLAND INSURANCE COMPANY	WN398056	\$0k	\$750k	09/25/2025	03/16/2026 Cancelled
MC1572148	91X	BIPD/Primary	AMTRUST INSURANCE COMPANY	KMC1066488	\$0k	\$750k	09/25/2024	09/25/2025 Cancelled
MC1572148	91X	BIPD/Primary	AMTRUST INSURANCE COMPANY	KMC1066488	\$0k	\$750k	09/25/2023	09/25/2024 Cancelled

FHWA Authorities (as of 05/26/2026) ToC

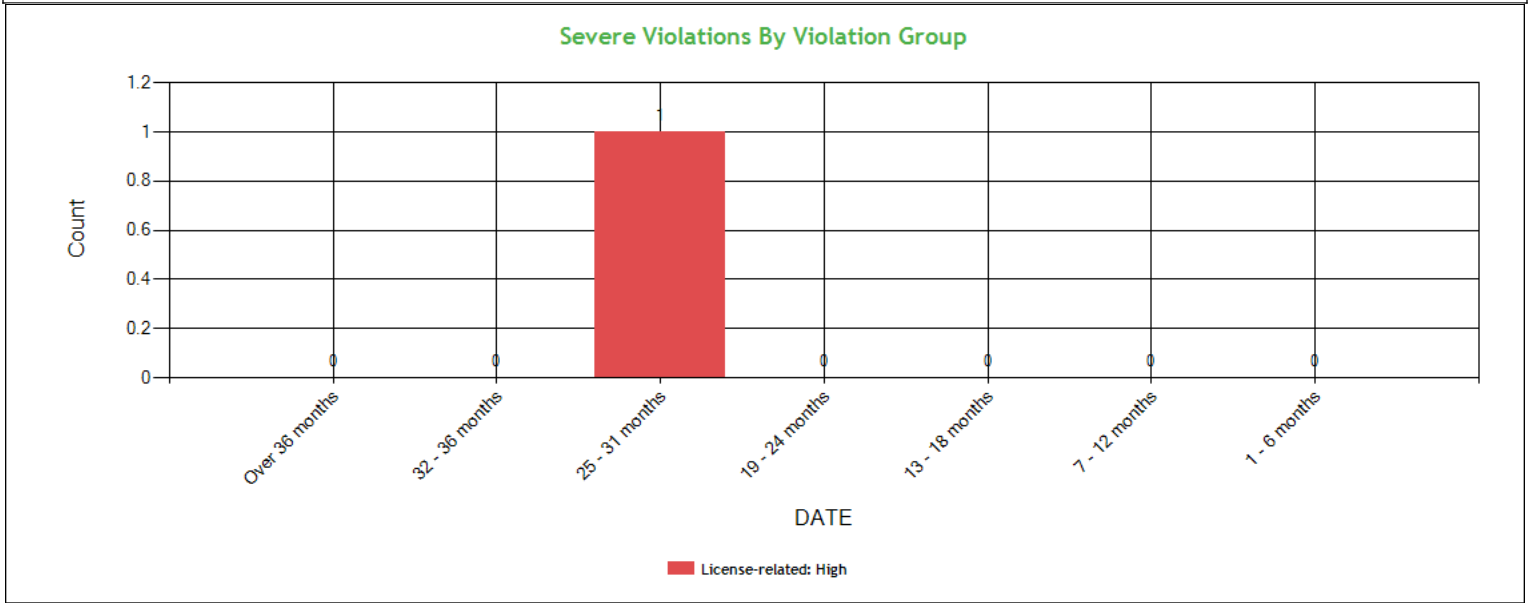
Docket#	L&I Name	Active Authority	Inactive Authority	Pending Authority	Revocation Pending Authority	Freight	Passenger	Household Goods
MC1572148	EAGLE TRANSPORT SERVICES LLC		Common /			Yes	No	No

Authority History (as of 05/26/2026)

Docket Number	Sub	Auth Type	Original Action	Disposition
MC1572148		COMMON	INVOLUNTARY REVOCATION 8/29/2025 12:00:00 AM	DISCONTINUED REVOCATION 9/11/2025 12:00:00 AM
MC1572148		COMMON	INVOLUNTARY REVOCATION 8/29/2024 12:00:00 AM	DISCONTINUED REVOCATION 9/27/2024 12:00:00 AM
MC1572148		COMMON	GRANTED 10/2/2023 12:00:00 AM	



Severe Violations (i.e. those with >= 8 points) - Chart : 1 Violations 1 occurrences ToC



Severe Violations (i.e. those with >= 8 points) - Table : 1 Violations 1 occurrences ToC

Code	Description	Category	BASIC Weight	Total count	Last 6 months	7-12 months	13-18 months	19-24 months	25-31 months	32-36 months	Over 36 months
391.11B4DEN	Driver operating a CMV without proper endorsements or in violation of restrictions.	License-related: High	8	1	0	0	0	0	1	0	0

Violation Report ToC

Inspection Date	Inspection State	BASIC	Violation Description	OOS	VIN	Severity Points
05/21/2025	OR	Vehicle Maintenance	396.17CPI - OPERATING A CMV WITHOUT DOCUMENTATION OF A PERIODIC INSPECTION.	No	3AKJHHDR5JSJL1829 (PU)	4
11/07/2023	WA	Vehicle Maintenance	393.9H - Inoperative head lamps	No	3AKJHHDR5JSJL1829 (PU)	6
11/07/2023	WA	Vehicle Maintenance	393.47A - Inadequate brakes for safe stopping	Yes	T51861 (T)	4
10/05/2023	WA	Driver Fitness	391.11B4DEN - Driver operating a CMV without proper endorsements or in violation of restrictions.	Yes	3AKJHHDR5JSJL1829 (PU)	8
10/05/2023	WA	Unsafe Driving	392.2C - Failure to obey traffic control device	No	3AKJHHDR5JSJL1829 (PU)	5

No filters were applied when generating this report, see the live report for more options.

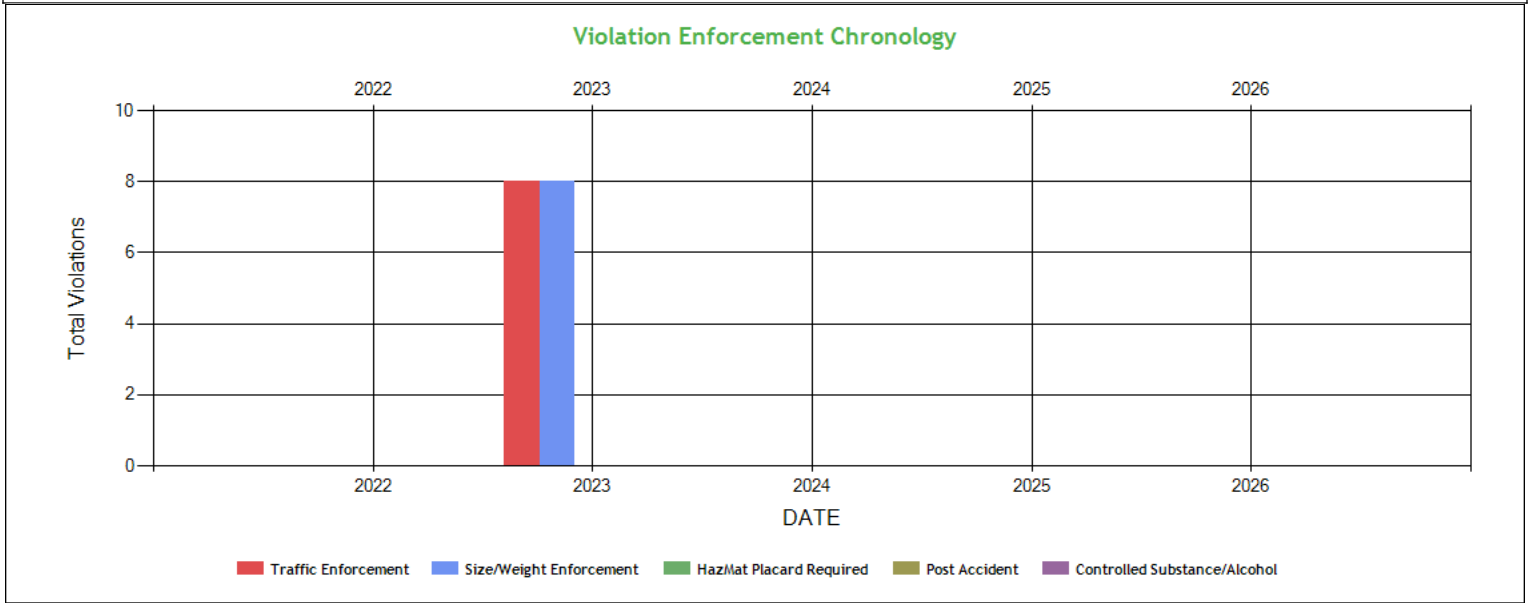
Violation Summary ToC

BASIC	Violation Group	Code	Description	# of Violations	# of OOS Violations	Severity Points
Vehicle Maintenance	Inspection Reports	396.17CPI	OPERATING A CMV WITHOUT DOCUMENTATION OF A PERIODIC INSPECTION.	1	0	4

No filters were applied when generating this report, see the live report for more options.



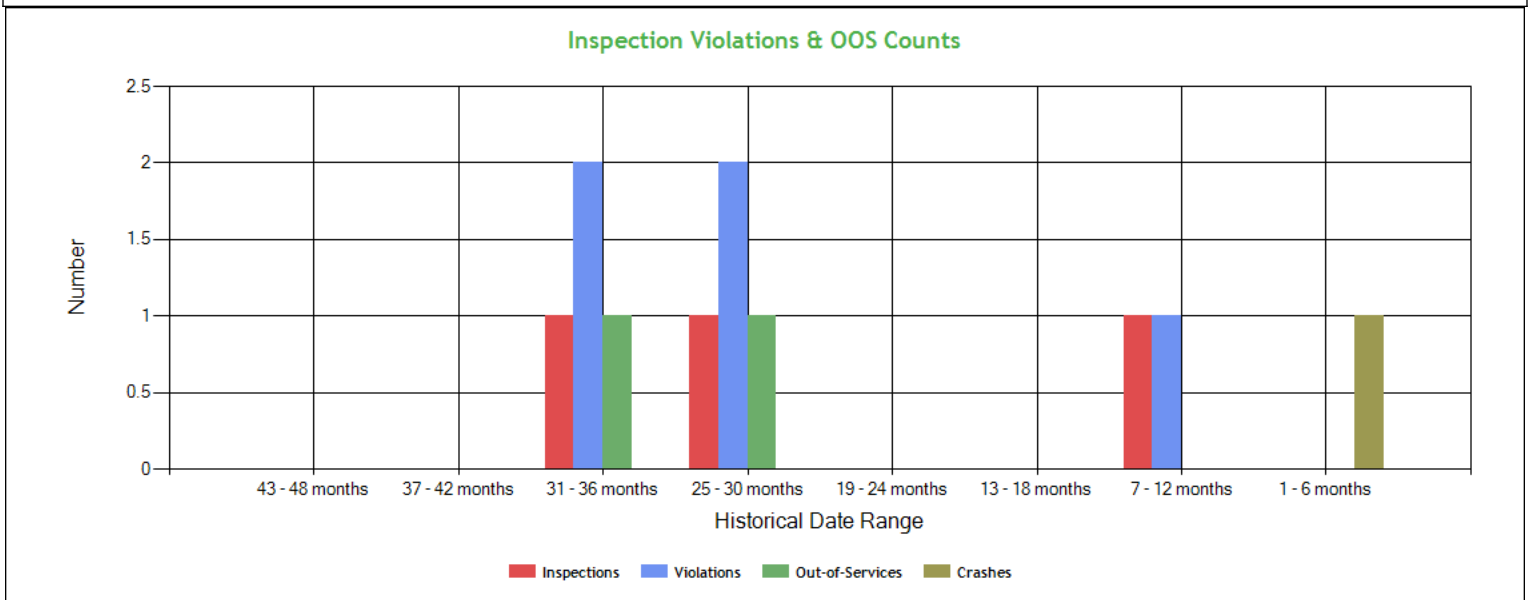
Violation Enforcement Chronology - Chart ToC



Violation Enforcement Chronology - Table ToC

	2022	2023	2024	2025	2026
Traffic Enforcement	0	8	0	0	0
Size/Weight Enforcement	0	8	0	0	0
HazMat Placard Required	0	0	0	0	0
Post Accident	0	0	0	0	0
Controlled Substance/Alcohol	0	0	0	0	0

Inspection Violations & OOS Counts - Chart ToC



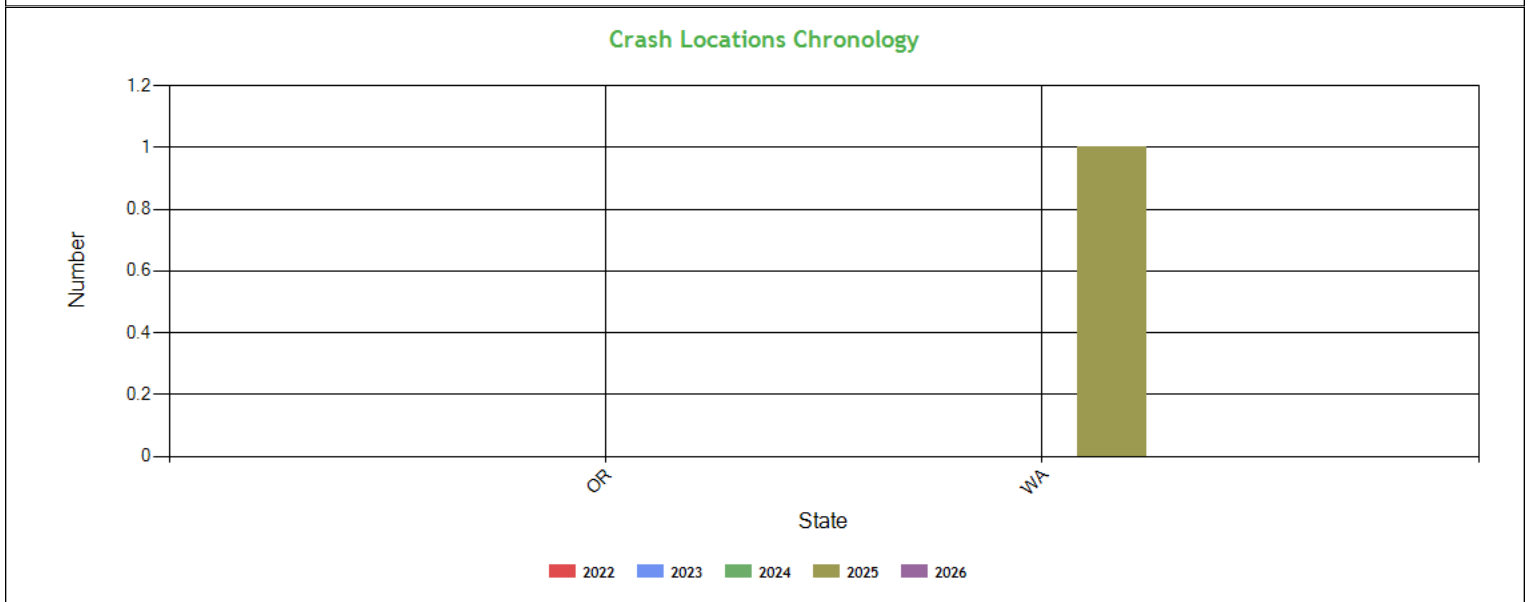
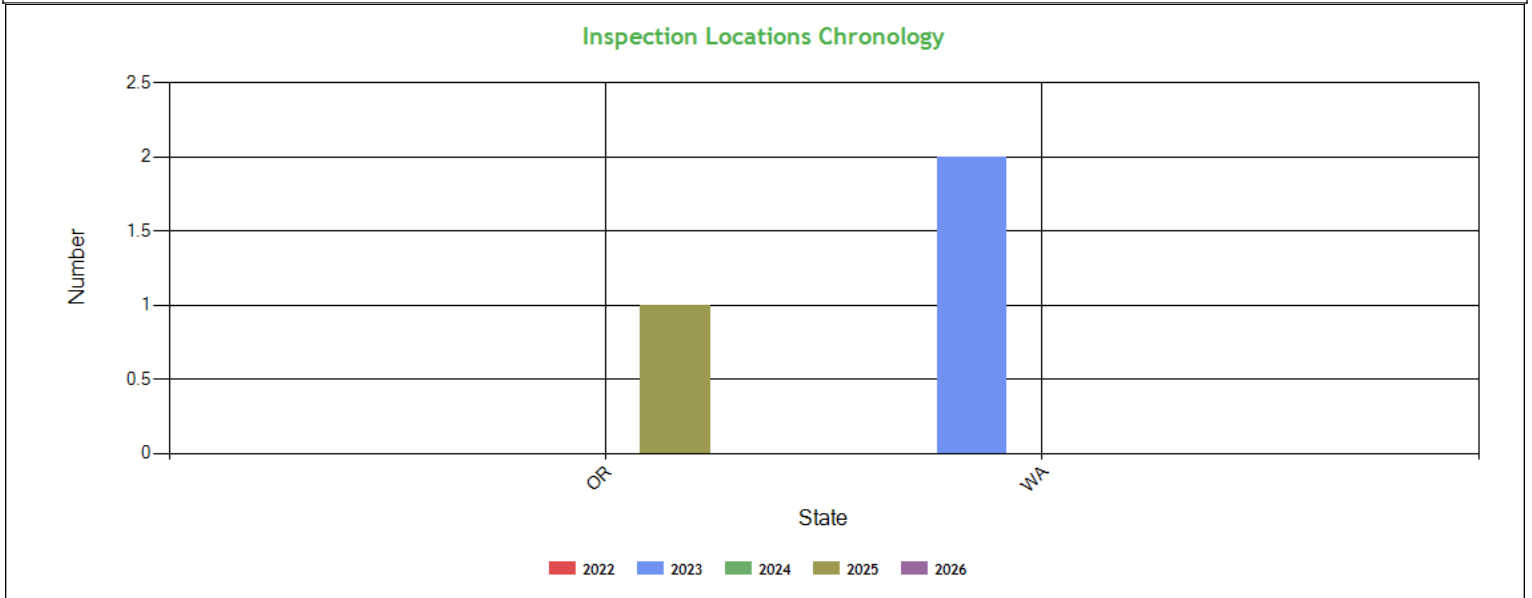


Inspection Violations & OOS Counts - Table ToC				
Date Range	Inspections	Violations	Out-of-Services	Crashes
TOTAL	3	5	2	1
1 - 6 months	0	0	0	1
7 - 12 months	1	1	0	0
13 - 18 months	0	0	0	0
19 - 24 months	0	0	0	0
25 - 30 months	1	2	1	0
31 - 36 months	1	2	1	0
37 - 42 months	0	0	0	0
43 - 48 months	0	0	0	0

Radius of Operation (based on Inspections and Crashes during the past 3 years) ToC								
	Total	Drive between 0 and 50 miles radius	Drive between 51 and 200 miles radius	Drive between 201 and 300 miles radius	Drive between 301 and 400 miles radius	Drive between 401 and 500 miles radius	Drive between 501 and 600 miles radius	Drive beyond 600 miles radius
Power Units (i.e. unique VINs)	1	0	1	0	0	0	0	0
Percent	100%	0%	100%	0%	0%	0%	0%	0%



Inspection & Crash Locations - Chart ToC



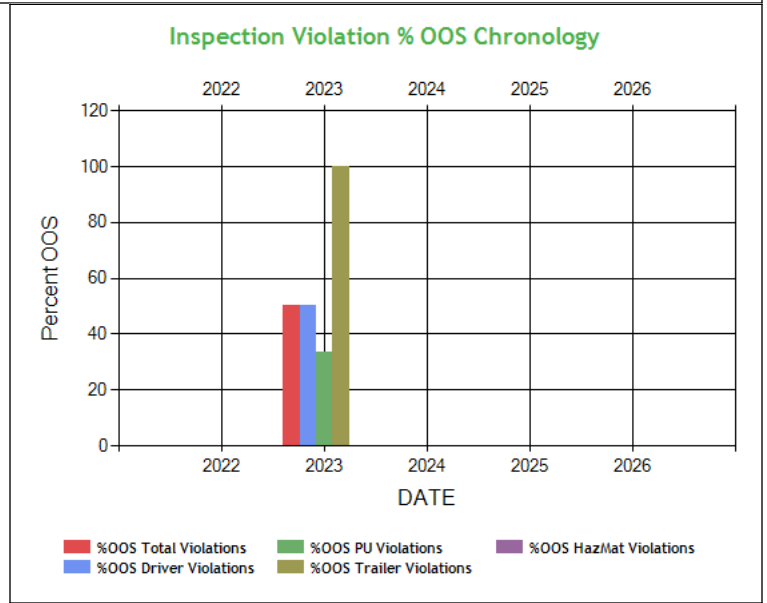
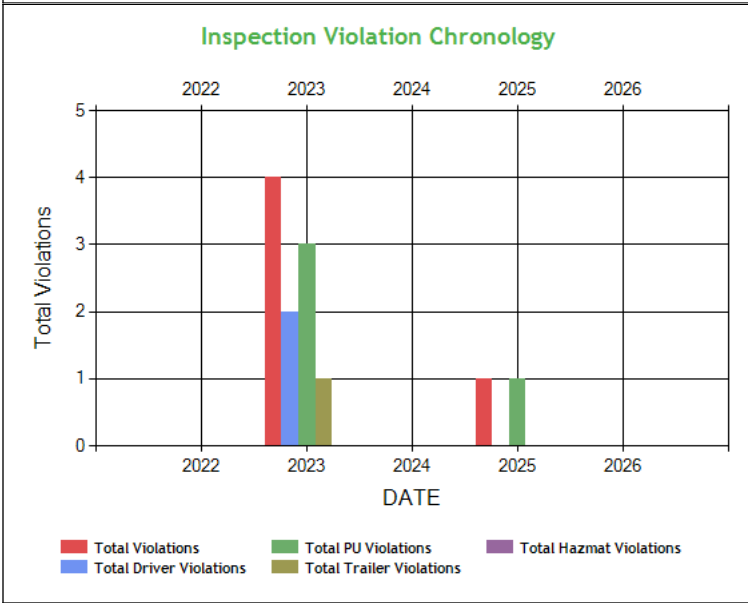
Inspection & Crash Locations - Table ToC

State	Inspections					Violations					Out-of-Services					Crashes				
	2022	2023	2024	2025	2026	2022	2023	2024	2025	2026	2022	2023	2024	2025	2026	2022	2023	2024	2025	2026
TOTAL	0	2	0	1	0	0	4	0	1	0	0	2	0	0	0	0	0	0	1	0
OR	0	0	0	1	0	0	0	0	1	0	0	0	0	0	0	0	0	0	0	0
WA	0	2	0	0	0	0	4	0	0	0	0	2	0	0	0	0	0	0	1	0

No hot spot data in the last 12 months



Inspection Violation % OOS Chronology - Chart ToC

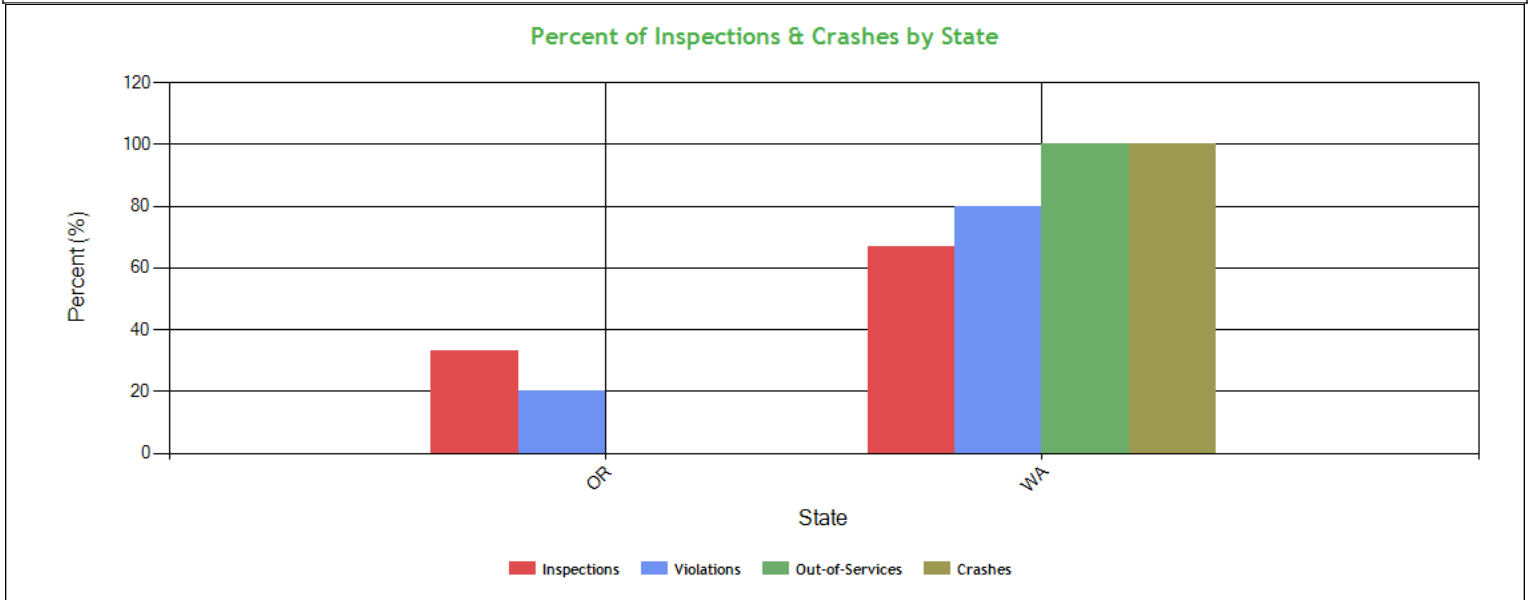


Inspection Violation % OOS Chronology - Table ToC

	2022	2023	2024	2025	2026
Total Violations	0	4	0	1	0
Total Out Of Services	0	2	0	0	0
%OOS Total Violations	0	50.0	0	0	0
Total Driver Violations	0	2	0	0	0
Total Driver Out Of Services	0	1	0	0	0
%OOS Driver Violations	0	50.0	0	0	0
Total PU Violations	0	3	0	1	0
Total PU Out Of Services	0	1	0	0	0
%OOS PU Violations	0	33.33	0	0	0
Total Trailer Violations	0	1	0	0	0
Total Trailer Out Of Services	0	1	0	0	0
%OOS Trailer Violations	0	100	0	0	0
Total Hazmat Violations	0	0	0	0	0
Total Hazmat Out Of Services	0	0	0	0	0
%OOS HazMat Violations	0	0	0	0	0



Percent of Insp & Crash by State - Chart ToC



Percent of Insp & Crash by State - Table (based on Inspection data from the last 4 years) ToC

State	Inspections		Violations		Out-of-Services		Crashes	
	Total	Percent	Total	Percent	Total	Percent	Total	Percent
	3	100	5	100	2	100	1	100
OR	1	33.3	1	20	0	0	0	0
WA	2	66.7	4	80	2	100	1	100

VIN Insp Summary by State (based on inspection from the last 2 years) ToC

VIN	Insp	Viol Pts	Counts in each State			
			WA		OR	
			Insp	Viol Pts	Insp	Viol Pts
TOTALS	6/46*	3/27**	2	23	1	4
3AKJHHR5JSJL1829	3	23	2	19	1	4
T51861	1	4	1	4	0	0

*<Total number of inspections for these 2 VIN(s)>/n<Total number of inspections for these 2 state(s)>

**<Total severity sum for these 2 VIN(s)>/n<Total severity sum for these 2 state(s)>

Violations By Unit Type ToC

of Violations: 1 Total Severity: 4 based on inspections in the last 2 years

Violation Unit: Power Unit	# of Violations: 1	Total Severity: 4	% of Total: 100%
Viol. Group: Inspection Reports	# of Violations: 1	Total Severity: 4	% of Total: 100%
Violation	Number of Occurrences	Viol. Severity	Total Severity
396.17CPI:OPERATING A CMV WITHOUT DOCUMENTATION OF A PERIODI	1	4	4



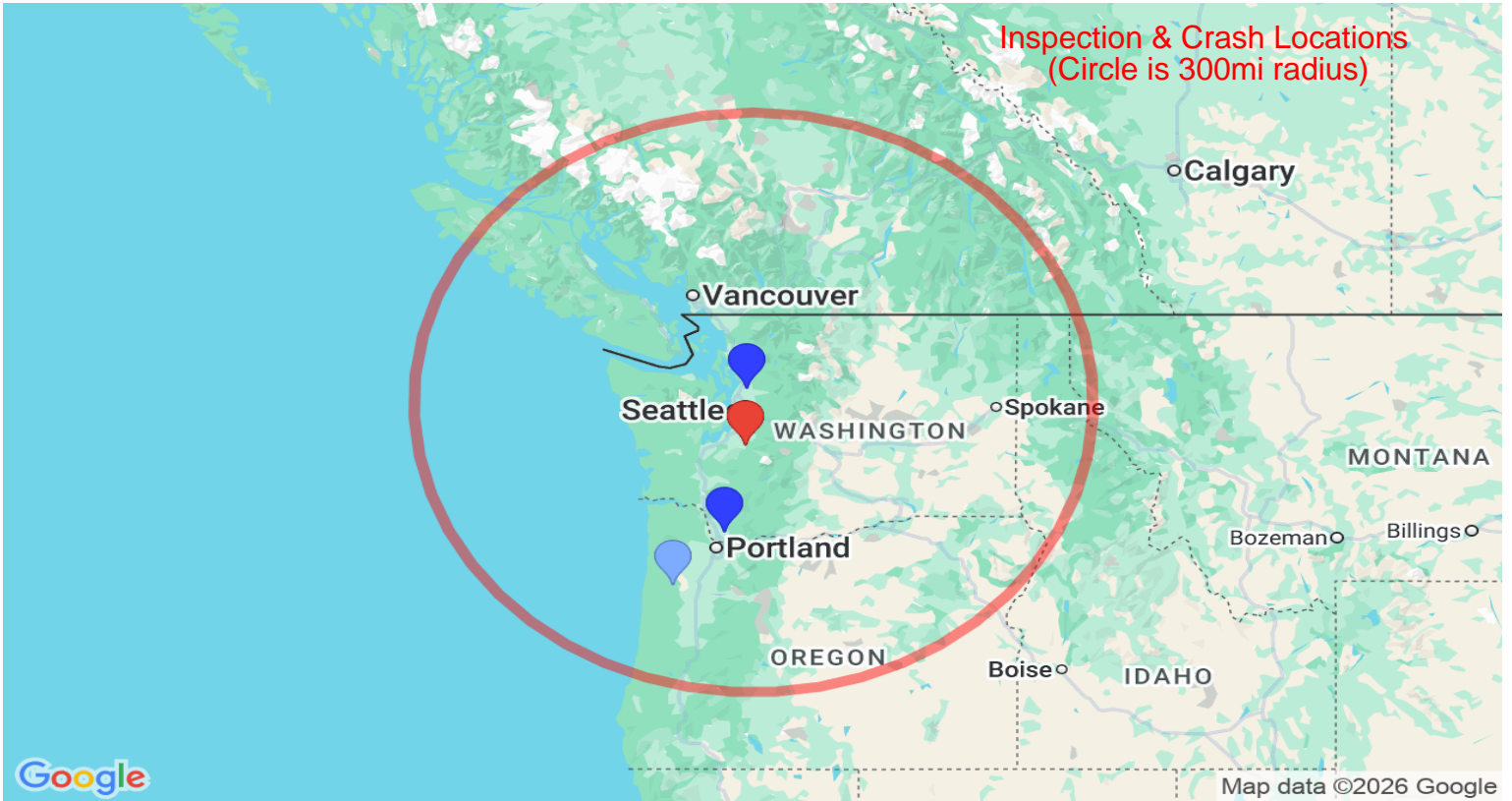
INSPECTION/CRASH MAP ToC

PU Inspection

Trailer Inspection

OOS Inspection

Crash



Equipment Ownership ToC Equipment Ownership (based on MCS-150 dated 8/6/2025)						
	Trucks	Tractors	Trailers	Motor Coaches	Vans	
Owned	0	1	0	0	0	
Term Leased	0	0	0	0	0	
Trip Leased	0	0	4	0	0	
Total No.	0	1	4	0	0	

Equipment Details Power Units ToC									
VIN	Latest Insp Date	Year	Make	Model	Body Class	Body Type	Axles	Len	Fuel Type
3AKJHHR5JSJ L1829	05/21/2025	2018	FREIGHTLINER	New Cascadia 126" Sleepercab	Truck-Tractor	-	-	-	Diesel

Equipment Details Trailers									
VIN	Latest Insp Date	Year	Make	Model	Body Class	Body Type	Axles	Len	Fuel Type
3H3V281C38T2 65004	05/21/2025	2008	HYUNDAI TRANSEAD TRAILERS	HYUNDAI TRANSEAD	Trailer	Van Trailer	1	28	-



5V8VC5328MT1 07774	10/05/2023	2021	VANGUARD NATIONAL TRAILER CORPORATION (VNTC)	VANGUARD NATIONAL TRAILER CORPORATION (VNTC)	Trailer	Dry Freight	-	53	Not Applicable
-----------------------	------------	------	--	--	---------	-------------	---	----	----------------

Vehicle Age ToC				
Year	# Power Units	PU Percentage	# Trailers	Trailres Percentage
2018	1	100.00%	0	0.00%
2008	0	0.00%	1	100.00%

Based on 24 months of inspection data, see the live report for more options

States of Power Unit Registrations ToC		
State	OR	WA
Number of Power Units	1	1

Equipment Acquisitions - Table ToC						
	Power Units inspected for 1st time in past 12 months	Power Units inspected for 1st time in past 24 months	Power Units inspected during entire date range	Trailers inspected for 1st time in past 12 months	Trailers inspected for 1st time in past 24 months	Trailers inspected during entire date range
Unique VINs	0	0	1	0	1	2
Unique License Plates	0	0	1	0	1	2
License Plate States	0	0	1	0	1	1

Driver Details ToC Driver Details (based on MCS-150 dated 8/6/2025)			
	Within 100 mi	Beyond 100 mi	TOTAL
# Drivers Interstate	1	0	1
# Drivers Intrastate	0	0	0
TOTAL	1	0	/

Avg. # Trip Lease Drivers/Mo: 0 # Drivers Grand Total: 1 # Drivers Commercially Licensed: 1

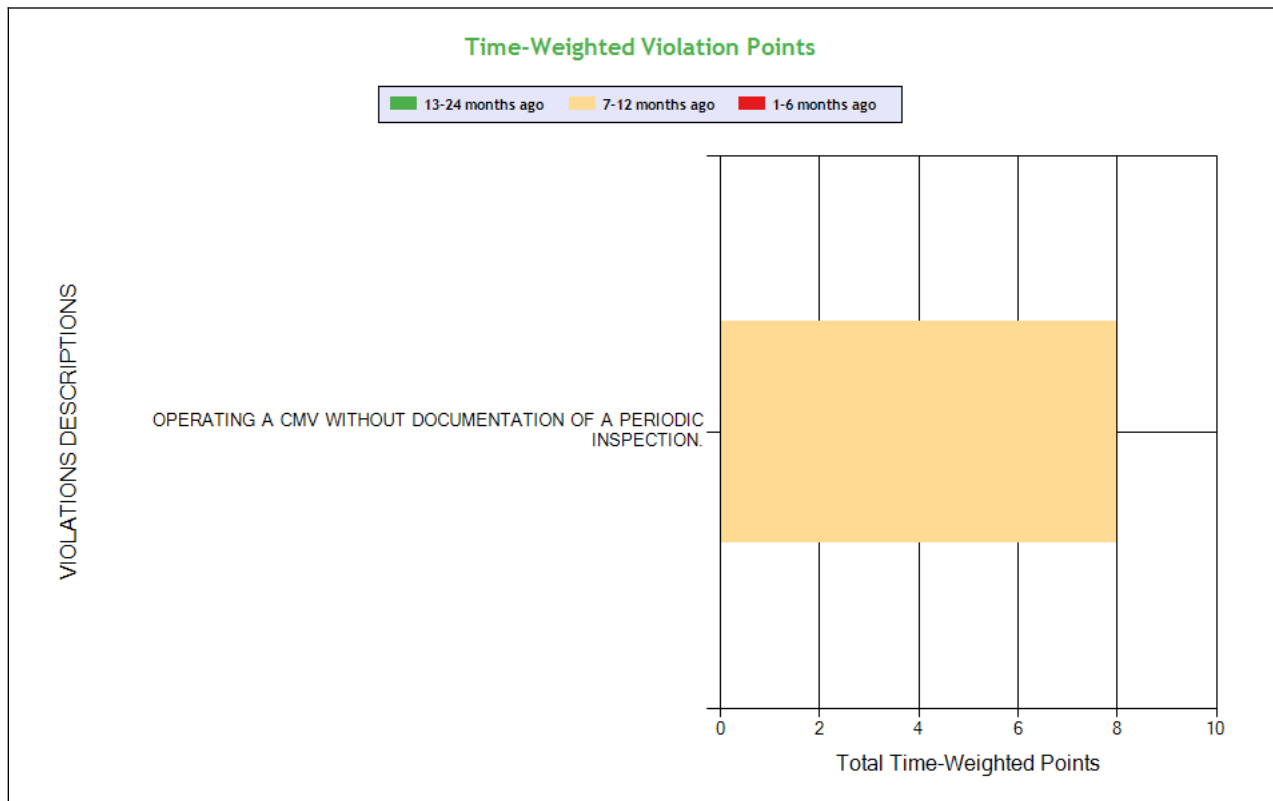
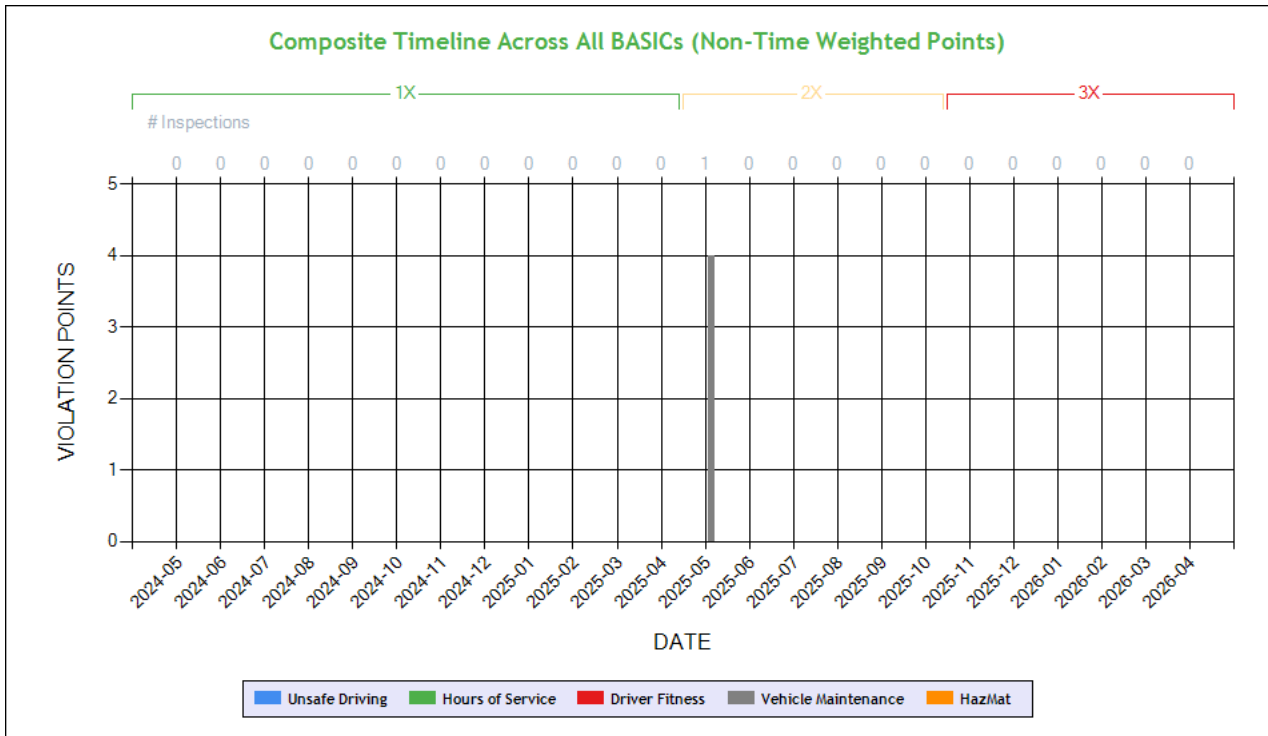
Shared VIN Summary ToC
No Data

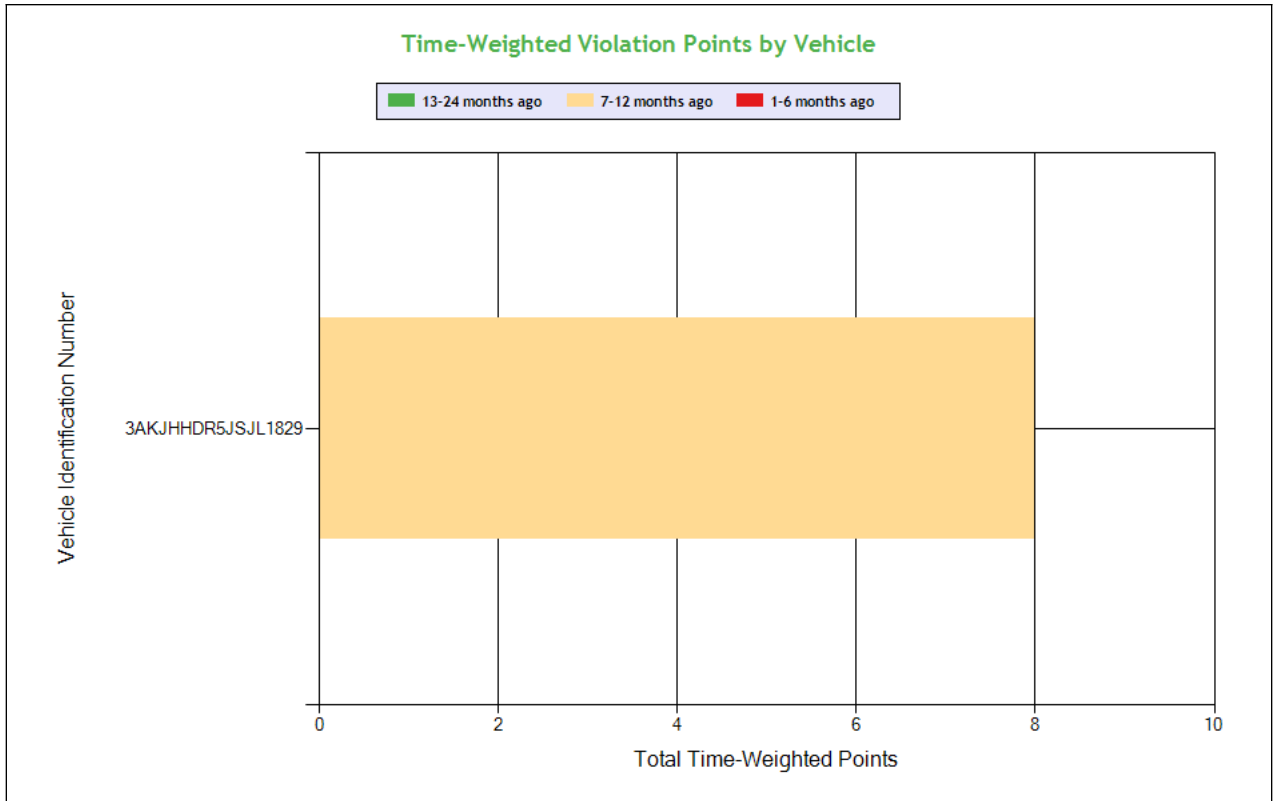
SHIPPERS DETAIL ToC based on Inspection results for the last 4 years

Shipper Name	Number of Inspections	Shipper Name	Number of Inspections
No Shipper listed	1	CARRIER	2



Carrier Underwriting Report Safety Summary ToC





See the Excel file for the complete analysis

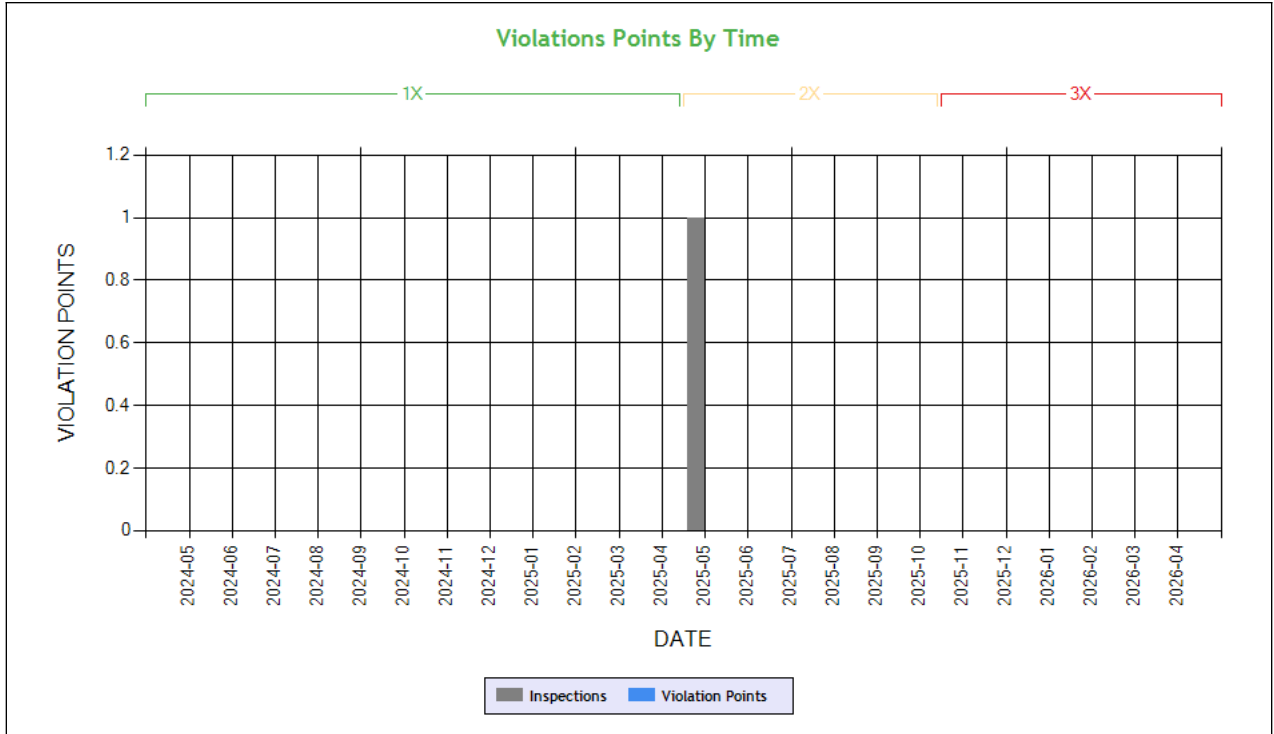
Violations is in (1-6/7-12/13-24mo)

Shaded = Out Of Service Violation			
Violation Group			Inspection Reports
Violation Description	Total Time-weighted Points by VIN	% of Total Time-weighted Points by VIN	OPERATING A CMV WITHOUT DOCUMENTATION OF A PERIODIC INSPECTION.
Driver Resp			No
Total Time-weighted Points			8
% Total Time-Wt Pts			100
3AKJHHDR5JSJL1829	8	100	8 (0/1/0)



SAFETY ANALYSIS ToC

Unsafe Driving



Time-Weighted Violation Points - no data available to draw a chart

Time-Weighted Severity Points by Vehicle - no data available to draw a chart

See the Excel file for the complete analysis

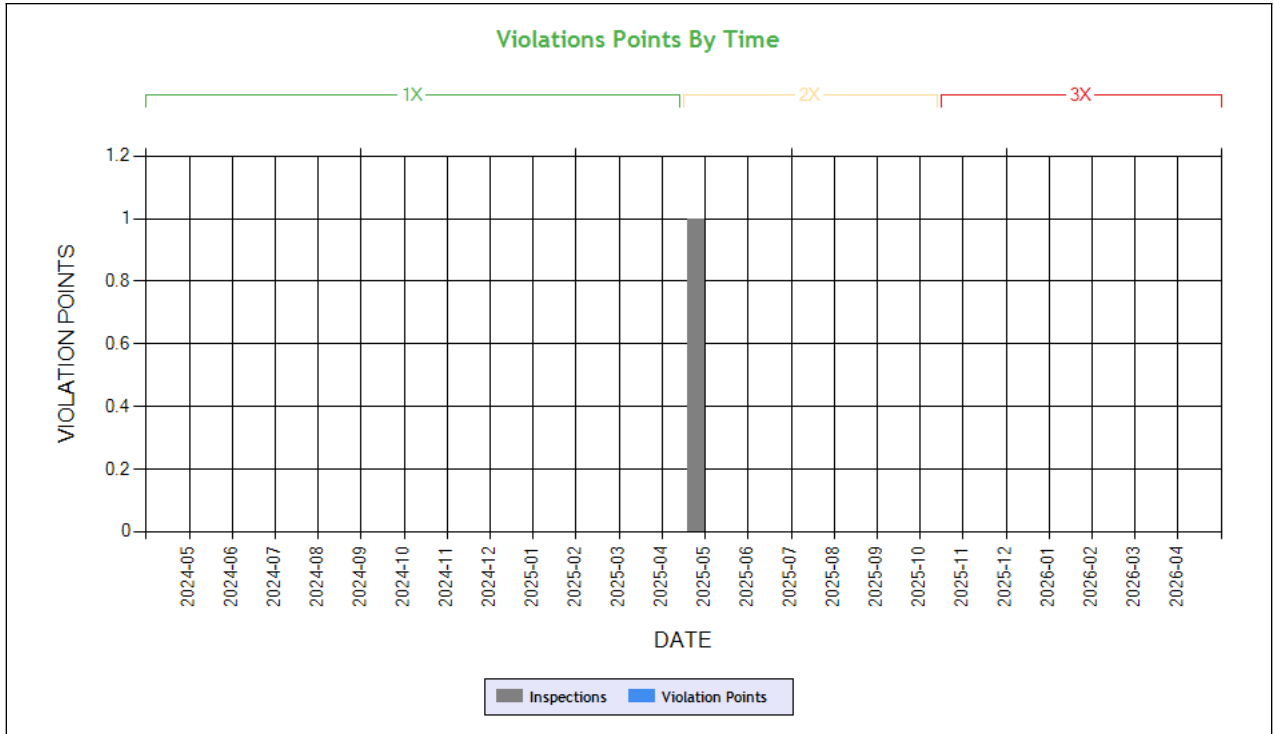
Violations is in (1-6/7-12/13-24mo)

Shaded = Out Of Service Violation		
Violation Group		
Violation Description	Total Time-weighted Points by VIN	% of Total Time-weighted Points by VIN
Driver Resp		
Total Time-weighted Points		
% Total Time-Wt Pts		

HOS Compliance

Time-Weighted Violation Points - no data available to draw a chart

Time-Weighted Severity Points by Vehicle - no data available to draw a chart



Carrier Software
 1-800-646-5152
 info@CarrierSoftware.com

CONFIDENTIAL - Intended for use by Amerigo Insurance Agency - Date: 5/26/2026
EAGLE TRANSPORT SERVICES LLC - DOT# 4114278 / MC1572148

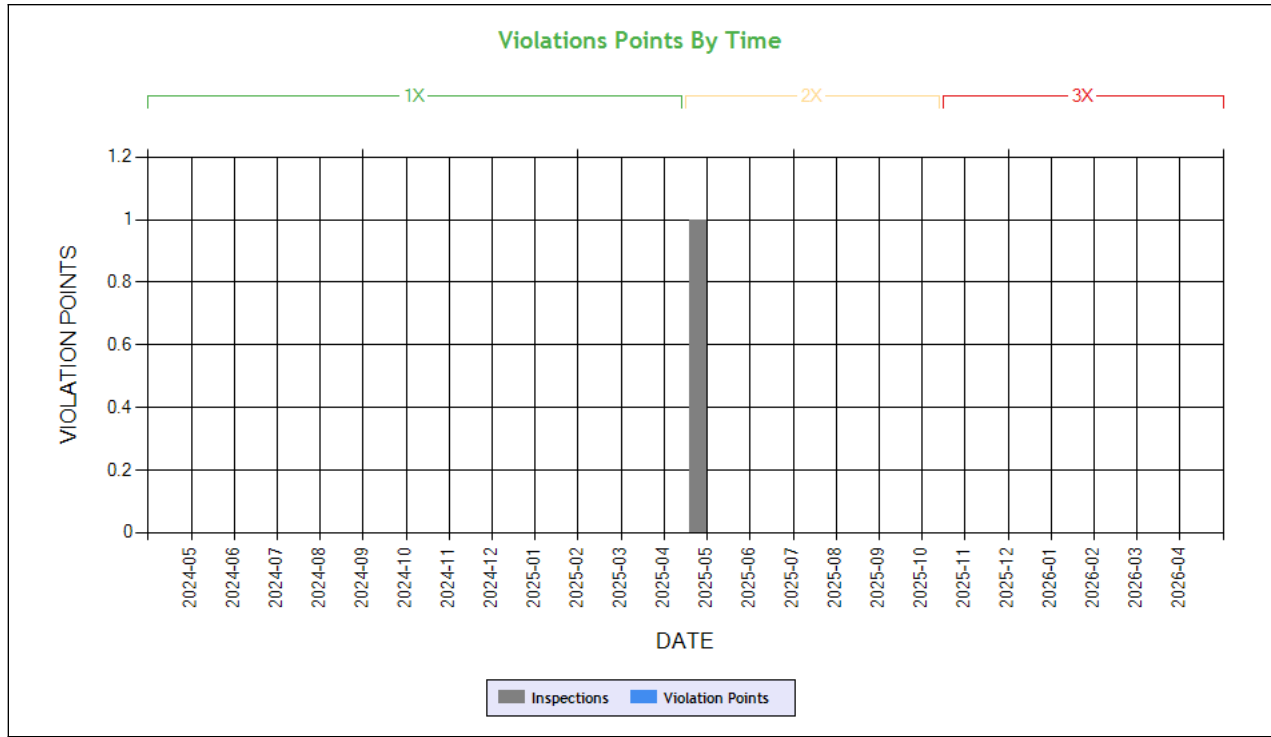
See the Excel file for the complete analysis

Violations is in (1-6/7-12/13-24mo)

Shaded = Out Of Service Violation		
Violation Group		
Violation Description	Total Time-weighted Points by VIN	% of Total Time-weighted Points by VIN
Driver Resp		
Total Time-weighted Points		
% Total Time-Wt Pts		



Driver Fitness



Time-Weighted Violation Points - no data available to draw a chart

Time-Weighted Severity Points by Vehicle - no data available to draw a chart

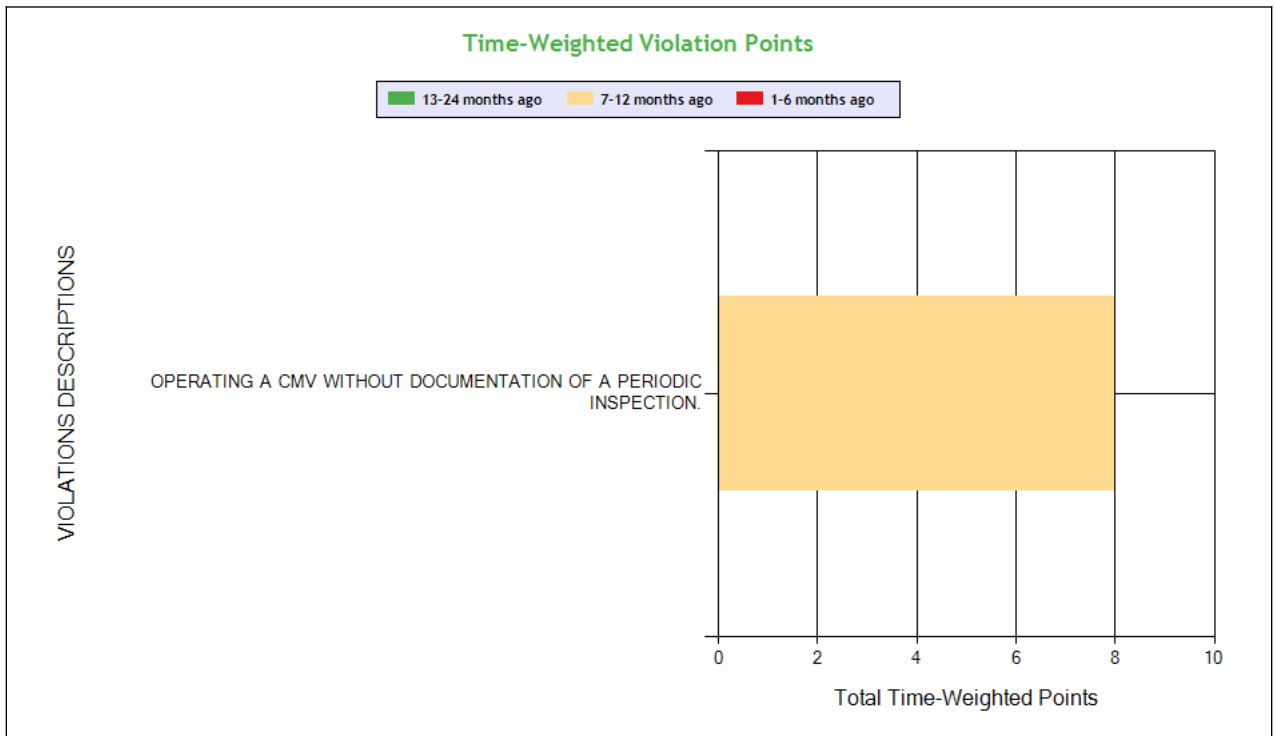
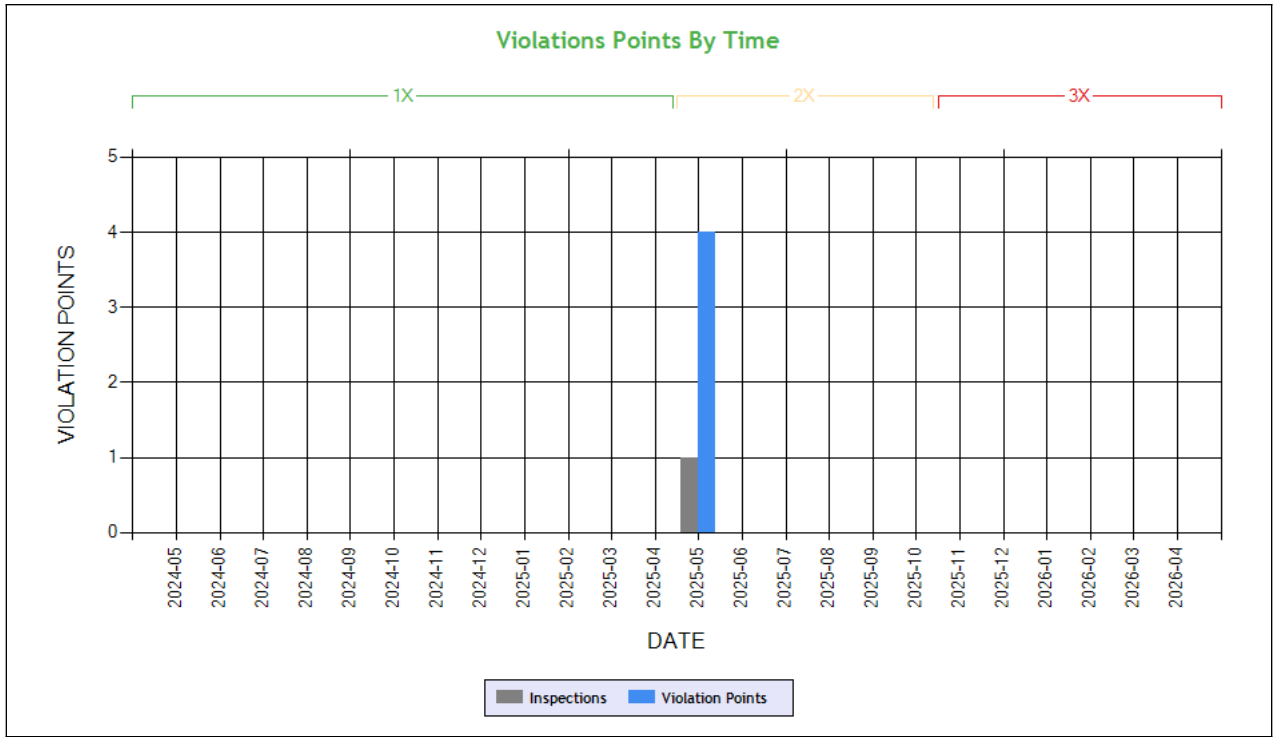
See the Excel file for the complete analysis

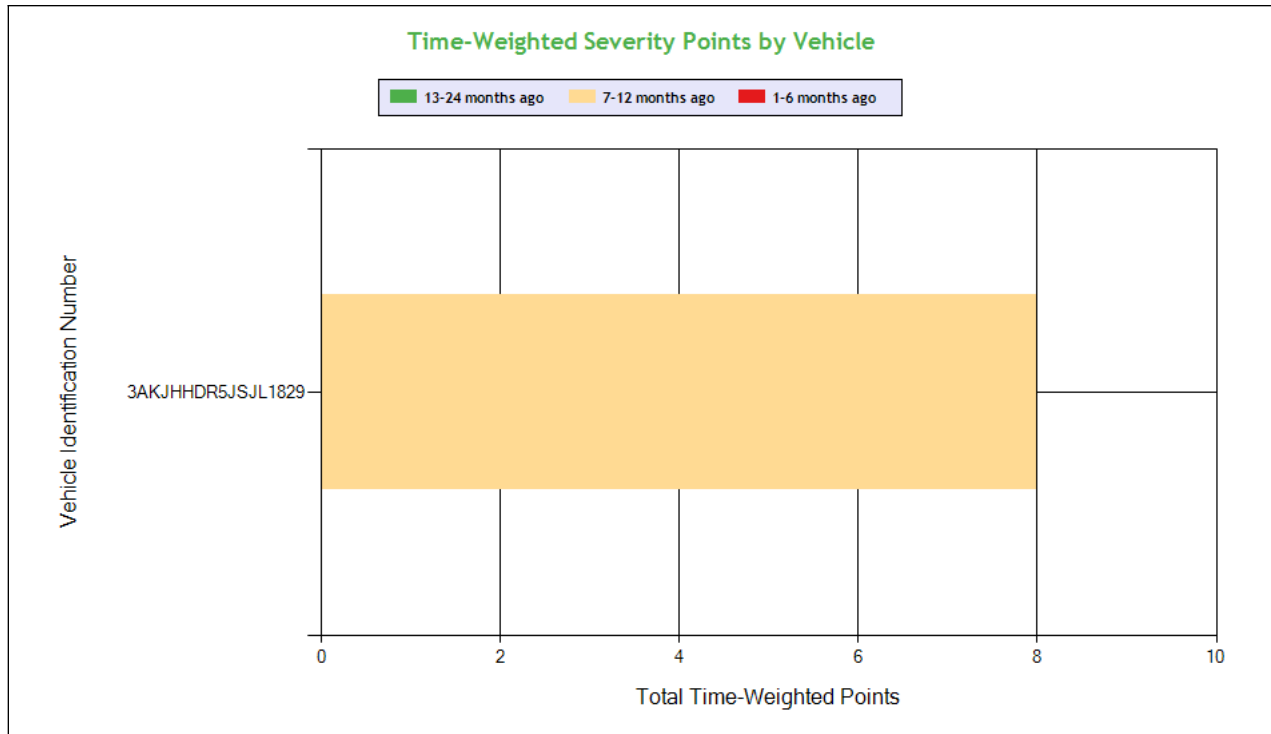
Violations is in (1-6/7-12/13-24mo)

Shaded = Out Of Service Violation		
Violation Group		
Violation Description	Total Time-weighted Points by VIN	% of Total Time-weighted Points by VIN
Driver Resp		
Total Time-weighted Points		
% Total Time-Wt Pts		



Vehicle Maintenance





Carrier Software
 1-800-646-5152
 info@CarrierSoftware.com

CONFIDENTIAL - Intended for use by Amerigo Insurance Agency - Date: 5/26/2026

EAGLE TRANSPORT SERVICES LLC - DOT# 4114278 / MC1572148

See the Excel file for the complete analysis

Violations is in (1-6/7-12/13-24mo)

Shaded = Out Of Service Violation			
Violation Group			Inspection Reports
Violation Description	Total Time-weighted Points by VIN	% of Total Time-weighted Points by VIN	OPERATING A CMV WITHOUT DOCUMENTATION OF A PERIODIC INSPECTION.
Driver Resp			No
Total Time-weighted Points			8
% Total Time-Wt Pts			100
3AKJHHDR5JSJL1829	8	100	8 (0/1/0)

COLOR CODED CRASH TABLE ToC

Color KEY	Color Code		
	Green	Orange	Red
Citation	No	Unknown	Yes
HazMat Release	No		Yes
Tow Away	No	Yes	
Time Weight	1	2	3
Severity Weight	1		2-3
Injuries	0	1-2	3 or more
Fatalities	0		1 or more
Vehicles in Crash	0-1	2	3 or more
Light Condition	Daylight	Dawn; Dusk	Dark- Not Lighted; Dark-Lighted; Dark- Unknown Roadway Lighting
Road Surface	Dry	Wet; Water(Standing, Moving); Slush	Snow; Ice; Sand; Mud; Dirt; Oil or Gravel
Weather Condition	No Adverse Conditions	Rain; Sleet; Blowing Sand; Soil, Dirt Or Snow	Snow; Fog; Severe Crosswinds



	Driver Name
3AKJHHR5JSJL1829	VIN
3	Time Weight
1	Severity Weight
0	Fatalities
0	Injuries
No	Citation
Wet	Road Surface Condition
Rain	Weather Condition
Dark-Not Lighted	Light Condition
Y	Tow-Away
N	HM Released
4	Vehicles In Crash
Seq. #2: Collision with unknown movable object; Seq. #3: Collision with unknown movable object;	Sequence of Events
WA	Crash State
WA000EG58593	Report Number
12/14/2025	Date
Tractor/Semitrailer	Vehicle Configuration
Van/Enclosed Box	Cargo Body Type
40	Driver Age
WA	Driver License State

INSPECTIONS WITH SHARED EQUIPMENT:

No Data



LEGEND
Vehicle Information
Inspection for DOT # being analyzed
Inspection for Different DOT #
Crash Information for specific VIN

INSPECTION DETAILS for ALL Inspections

PDF shows the first 100 Power Unit & Trailer VINs with most recent inspections using data from the last 4 years

POWER UNIT Inspections Section

VIN: 3AKJHHR5JSJL1829								Unit: Truck Tractor		Year: 2018		Make: FREIGHTLINER	
Crash Report No.	DOT	Date	State	Fatalities	Injuries	Tow Away	Vehicles Involved						
WA000EG58593	4114278	12/14/2025	WA	0	0	Yes	4						
WA000ED44546	3701015	03/20/2023	WA	0	0	Yes	2						
DOT No: 4114278		Docket No: MC1572148		Name: EAGLE TRANSPORT SERVICES LLC				Interstate: Yes					
Date	Unit License	Unit Lic State	Violation Unit	Violation Description		Severity	OOS	Citation					
05/21/2025	RP10702	WA	1	396.17CPI - OPERATING A CMV WITHOUT DOCUMENTATION OF A PERIODIC INSPECTION.		4	No						
11/07/2023	RP10702	WA	1	393.9H - Inoperative head lamps		6	No						
10/05/2023	RP10702	WA	D	392.2C - Failure to obey traffic control device		5	No						
10/05/2023	RP10702	WA	D	391.11B4DEN - Driver operating a CMV without proper endorsements or in violation of restrictions.		8	Yes						
DOT No: 3701015		Docket No: MC1294966		Name: NCH TRANSPORTATION INC				Interstate: Yes					



Date	Unit License	Unit Lic State	Violation Unit	Violation Description	Severity	OOS	Citation
06/15/2023	RP02337	WA	-	-	-	-	-
06/02/2023	RP02337	WA	1	396.17C - Operating a CMV without proof of a periodic inspection	4	No	
06/02/2023	RP02337	WA	1	393.60D - Glazing permits less than 70 percent of light	1	No	
06/02/2023	RP02337	WA	1	393.9H - Inoperative head lamps	6	No	
06/02/2023	RP02337	WA	D	395.24C2II - Driver failed to manually add the trailer number	1	No	
06/02/2023	RP02337	WA	D	392.2RG - State vehicle registration or License Plate violation	0	No	
06/02/2023	RP02337	WA	D	395.24C2III - Driver failed to manually add shipping document number	1	No	
03/20/2023	RP02337	WA	1	396.3A1BL - Brake system pressure loss	4	Yes	3A0059171
03/20/2023	RP02337	WA	D	392.2LC - Improper lane change	5	No	3A0221560
03/20/2023	RP02337	WA	1	393.47E - Clamp/Roto-Chamber type brake(s) out of adjustment	4	No	3A0059171
03/20/2023	RP02337	WA	D	395.8F01 - Drivers record of duty status not current	5	No	
03/20/2023	RP02337	WA	1	393.53B - Automatic brake adjuster CMV manufactured on or after 10/20/1994 - air brake	4	No	
01/04/2023	RP02337	WA	1	393.60C - Damaged or discolored windshield	1	No	
01/04/2023	RP02337	WA	1	392.2 - Operating a commercial motor vehicle not in accordance with the laws, ordinances, and regulations of the jurisdiction in which it is being operated - Unsafe Driving	0	No	
11/28/2022	RP02337	WA	-	-	-	-	-
10/16/2022	RP02337	WA	-	-	-	-	-
10/11/2022	RP02337	WA	-	-	-	-	-
08/19/2022	RP00330	WA	D	395.8E - False report of drivers record of duty status	7	Yes	
07/26/2022	RP00330	WA	-	-	-	-	-
07/19/2022	RP00330	WA	D	395.24C2III - Driver failed to manually add shipping document number	1	No	
07/19/2022	RP00330	WA	D	395.30B1 - Driver failed to certify the accuracy of the information gathered by the ELD	1	No	
07/19/2022	RP00330	WA	D	395.24C2II - Driver failed to manually add the trailer number	1	No	
07/19/2022	RP00330	WA	D	395.8E - False report of drivers record of duty status	7	Yes	
06/30/2022	RP00330	WA	D	392.2LC - Improper lane change	5	No	
05/11/2022	RP00330	WA	D	392.16 - Failing to use seat belt while operating CMV	7	No	
05/07/2022	RP00330	WA	-	-	-	-	-
DOT No: 3020304		Docket No: MC34009		Name: DJP TRUCKING LLC		Interstate: Yes	
Date	Unit License	Unit Lic State	Violation Unit	Violation Description	Severity	OOS	Citation
11/10/2019	65381X	WI	-	-	-	-	-
07/23/2018	65387X	WI	D	392.2SLLS2 - State/Local Laws - Speeding 6-10 miles per hour over the speed limit	4	No	

TRAILER Inspections Section

VIN: 3AKJHHR5JSJL1829		Unit: Truck Tractor		Year: 2018	Make: FREIGHTLINER		
Crash Report No.	DOT	Date	State	Fatalities	Injuries	Tow Away	Vehicles Involved
WA000EG58593	4114278	12/14/2025	WA	0	0	Yes	4
WA000ED44546	3701015	03/20/2023	WA	0	0	Yes	2
DOT No: 4114278		Docket No: MC1572148		Name: EAGLE TRANSPORT SERVICES LLC		Interstate: Yes	
Date	Unit License	Unit Lic State	Violation Unit	Violation Description	Severity	OOS	Citation
05/21/2025	RP10702	WA	1	396.17CPI - OPERATING A CMV WITHOUT DOCUMENTATION OF A PERIODIC INSPECTION.	4	No	
11/07/2023	RP10702	WA	1	393.9H - Inoperative head lamps	6	No	
10/05/2023	RP10702	WA	D	392.2C - Failure to obey traffic control device	5	No	
10/05/2023	RP10702	WA	D	391.11B4DEN - Driver operating a CMV without proper endorsements or in violation of restrictions.	8	Yes	
DOT No: 3701015		Docket No: MC1294966		Name: NCH TRANSPORTATION INC		Interstate: Yes	



Date	Unit License	Unit Lic State	Violation Unit	Violation Description	Severity	OOS	Citation
06/15/2023	RP02337	WA	-	-	-	-	-
06/02/2023	RP02337	WA	1	396.17C - Operating a CMV without proof of a periodic inspection	4	No	
06/02/2023	RP02337	WA	1	393.60D - Glazing permits less than 70 percent of light	1	No	
06/02/2023	RP02337	WA	1	393.9H - Inoperative head lamps	6	No	
06/02/2023	RP02337	WA	D	395.24C2II - Driver failed to manually add the trailer number	1	No	
06/02/2023	RP02337	WA	D	392.2RG - State vehicle registration or License Plate violation	0	No	
06/02/2023	RP02337	WA	D	395.24C2III - Driver failed to manually add shipping document number	1	No	
03/20/2023	RP02337	WA	1	396.3A1BL - Brake system pressure loss	4	Yes	3A0059171
03/20/2023	RP02337	WA	D	392.2LC - Improper lane change	5	No	3A0221560
03/20/2023	RP02337	WA	1	393.47E - Clamp/Roto-Chamber type brake(s) out of adjustment	4	No	3A0059171
03/20/2023	RP02337	WA	D	395.8F01 - Drivers record of duty status not current	5	No	
03/20/2023	RP02337	WA	1	393.53B - Automatic brake adjuster CMV manufactured on or after 10/20/1994 - air brake	4	No	
01/04/2023	RP02337	WA	1	393.60C - Damaged or discolored windshield	1	No	
01/04/2023	RP02337	WA	1	392.2 - Operating a commercial motor vehicle not in accordance with the laws, ordinances, and regulations of the jurisdiction in which it is being operated - Unsafe Driving	0	No	
11/28/2022	RP02337	WA	-	-	-	-	-
10/16/2022	RP02337	WA	-	-	-	-	-
10/11/2022	RP02337	WA	-	-	-	-	-
08/19/2022	RP00330	WA	D	395.8E - False report of drivers record of duty status	7	Yes	
07/26/2022	RP00330	WA	-	-	-	-	-
07/19/2022	RP00330	WA	D	395.24C2III - Driver failed to manually add shipping document number	1	No	
07/19/2022	RP00330	WA	D	395.30B1 - Driver failed to certify the accuracy of the information gathered by the ELD	1	No	
07/19/2022	RP00330	WA	D	395.24C2II - Driver failed to manually add the trailer number	1	No	
07/19/2022	RP00330	WA	D	395.8E - False report of drivers record of duty status	7	Yes	
06/30/2022	RP00330	WA	D	392.2LC - Improper lane change	5	No	
05/11/2022	RP00330	WA	D	392.16 - Failing to use seat belt while operating CMV	7	No	
05/07/2022	RP00330	WA	-	-	-	-	-
DOT No: 3020304		Docket No: MC34009		Name: DJP TRUCKING LLC		Interstate: Yes	
Date	Unit License	Unit Lic State	Violation Unit	Violation Description	Severity	OOS	Citation
11/10/2019	65381X	WI	-	-	-	-	-
07/23/2018	65387X	WI	D	392.2SLLS2 - State/Local Laws - Speeding 6-10 miles per hour over the speed limit	4	No	

Inspection Summary By Month (based on inspections from the last 4 years) ToC						
Year-Month	Number of Inspections	Number of Power Units	Total Violations	Total OOS Inspections	Total Severity Points	Number of Crashes
2025-05	1	1	1	0	4	0
2023-11	1	1	2	1	10	0
2023-10	1	1	1	0	13	0

Note: The most recent month's counts may not include all the inspections for that month.

VIN Inspection Violation Details ToC									
# of VINs: 4 # of Insp: 6 Severity Weight: 49 Avg. Weight/VIN: 8.2 (based on inspections in the last 4 years, showing top 50 VINs inspected most recently)									
VIN 3AKJHHR5JSJL1829		# of Inspections: 3		Total Severity: 27		Percentage of Total: 55.10%		Avg. Weight Per Inspection: 9.0	
Inspection Date	Inspection ID	Inspection State	Location Description	Total Severity	# of Violations	Shipper Name	Inspection Level	Post Accident	Out of Service
05/21/2025	84740463	OR	FORT HILL OR	4	1		2	No	No
BASIC		Unit Type		Severity		Description		Out of Service	
Vehicle Maintenance		Truck Tractor		4		396.17CPI:OPERATING A CMV WITHOUT DOCUMENTATION OF A PERIODI		No	
Inspection Date	Inspection ID	Inspection State	Location Description	Total Severity	# of Violations	Shipper Name	Inspection Level	Post Accident	Out of Service



11/07/2023	80119814	WA	SC38 STANWOOD BRYANT	10	2	CARRIER	2	No	Yes
BASIC		Unit Type		Severity		Description		Out of Service	
Vehicle Maintenance		Truck Tractor		6		393.9H:Inoperative head lamps		No	
Vehicle Maintenance		Truck Tractor		4		393.47A:Inadequate brakes for safe stopping		Yes	
Inspection Date	Inspection ID	Inspection State	Location Description	Total Severity	# of Violations	Shipper Name	Inspection Level	Post Accident	Out of Service
10/05/2023	79856065	WA	SC72 RIDGEFIELD (POE)	13	2	CARRIER	3	No	No
BASIC		Unit Type		Severity		Description		Out of Service	
Driver Fitness		Truck Tractor		8		391.11B4DEN:Driver operating a CMV without proper endorsements		Yes	
Unsafe Driving		Truck Tractor		5		392.2C:Failure to obey traffic control device		No	
VIN 3H3V281C38T265004		# of Inspections: 1		Total Severity: 4		Percentage of Total: 8.16%		Avg. Weight Per Inspection: 4.0	
Inspection Date	Inspection ID	Inspection State	Location Description	Total Severity	# of Violations	Shipper Name	Inspection Level	Post Accident	Out of Service
05/21/2025	84740463	OR	FORT HILL OR	4	1		2	No	No
BASIC		Unit Type		Severity		Description		Out of Service	
Vehicle Maintenance		Semi Trailer		4		396.17CPI:OPERATING A CMV WITHOUT DOCUMENTATION OF A PERIODI		No	
VIN T51861		# of Inspections: 1		Total Severity: 10		Percentage of Total: 20.41%		Avg. Weight Per Inspection: 10.0	
Inspection Date	Inspection ID	Inspection State	Location Description	Total Severity	# of Violations	Shipper Name	Inspection Level	Post Accident	Out of Service
11/07/2023	80119814	WA	SC38 STANWOOD BRYANT	10	2	CARRIER	2	No	Yes
BASIC		Unit Type		Severity		Description		Out of Service	
Vehicle Maintenance		Intermodal Chassis		6		393.9H:Inoperative head lamps		No	
Vehicle Maintenance		Intermodal Chassis		4		393.47A:Inadequate brakes for safe stopping		Yes	
VIN 5V8VC5328MT107774		# of Inspections: 1		Total Severity: 8		Percentage of Total: 16.33%		Avg. Weight Per Inspection: 8.0	
Inspection Date	Inspection ID	Inspection State	Location Description	Total Severity	# of Violations	Shipper Name	Inspection Level	Post Accident	Out of Service
10/05/2023	79856065	WA	SC72 RIDGEFIELD (POE)	8	1	CARRIER	3	No	No
BASIC		Unit Type		Severity		Description		Out of Service	
Driver Fitness		Semi Trailer		8		391.11B4DEN:Driver operating a CMV without proper endorsements		Yes	

Inspection History ToC						
Inspection Date	Report Number	Report State	PU VIN	TR VIN	Severity Weight	Time Weight
05/21/2025	AP43390508	OR	3AKJHHDR5JSJL1829 - Truck Tractor	3H3V281C38T265004 - Semi Trailer		2
Power Unit Violation - Vehicle Maintenance Violation: 396.17CPI - OPERATING A CMV WITHOUT DOCUMENTATION OF A PERIODIC INSPECTION.					4	
11/07/2023	W701013030	WA	3AKJHHDR5JSJL1829 - Truck Tractor	T51861 - Intermodal Chassis		0
Power Unit Violation - Vehicle Maintenance Violation: 393.9H - Inoperative head lamps					6	
Trailer Violation - OOS Vehicle Maintenance Violation: 393.47A - Inadequate brakes for safe stopping					4	
10/05/2023	W540000885	WA	3AKJHHDR5JSJL1829 - Truck Tractor	5V8VC5328MT107774 - Semi Trailer		0
Power Unit Violation - OOS Driver Fitness Violation: 391.11B4DEN - Driver operating a CMV without proper endorsements or in violation of restrictions.					8	
Power Unit Violation - Unsafe Driving Violation: 392.2C - Failure to obey traffic ctrl device					5	
Only the first 20 inspections are shown. See the live report for more data.						

Crash Hot Spots ToC					
State	Level 1 (lowest crash frequency)	Level 2	Level 3	Level 4	Level 5 (highest crash frequency)
Oregon	1	0	0	0	0
Total	1	0	0	0	0

Company Level: 1



Equipment and Driver Details ToC						
MCS-150 Date	Equipment (Owned/Leased/Trip)			Driver Details		
	Tractors	Straight Trucks	Trailers	CDL's	Interstate	Intrastate
08/06/2025	1/0/0	0/0/0	0/0/4	1	1	0
03/05/2024	1/0/0	0/0/0	1/0/0	1	1	0
08/08/2023	1/0/0	0/0/0	1/0/0	1	1	0

No data for Chameleon Type 1

No data for Chameleon Type 2