



Table of Contents

1. Overview	2. BASIC Scores History
3. BASIC Measures	4. KPI: BASIC Measures by Cargo Group
5. Estimated ISS Score	6. Investigation Results
7. Penalties History	8. Acute Critical Violations
9. Red Flag Violation Details	10. DOT Registration Information
11. DOT MCS-150 History	12. Crash Summary
13. Inspection Summary	14. KPI: Inspection Viol OOS Rates by Cargo Group
15. FHWA Registration Information	16. FHWA Insurance Information
17. FHWA Authorities	18. Severe Violations
19. Violation Report	20. Violation Summary
21. Violation Enforcement Chronology	22. Inspection Violations & OOS Counts
23. Radius Of Operation	24. Inspection & Crash Locations
25. Cargo Hot Spots	26. Inspection Violations & OOS Chronology
27. Percent of Insp & Crash by State	28. VIN Insp Summary by State
29. Violations By Unit Type	30. Equipment Ownership
31. Equipment Details	32. Vehicle Age
33. States of Power Unit Registrations	34. Equipment Acquisitions
35. Driver Details	36. Shared VIN Summary
37. Shipper Table	38. Safety Summary
39. Safety Details	40. Crash Detail Color Coded
41. Inspections with Shared Equipment	42. Inspection Tabular Details
43. Inspection Summary By Month	44. VIN Inspection Violation Details
45. Inspection History	



Business Address

722 PRESSWICK LN

SAINT CHARLES, MO

63303

Contact Info

(314)-737-0678

DOABALOGISTICSINC@GMAIL.COM

FHWA Address

722 PRESSWICK LN

SAINT CHARLES,MO,63303

Phone:(314)-737-0678

Mailing Address

722 PRESSWICK LN

SAINT CHARLES, MO

63303

Overview ToC

Operating Status: AUTHORIZED FOR Property

2 other companies viewed this DOT in the past two months

Crash/PU ratio: 0.0%

Clean Inspection ratio: 0.0%

Estimated BASIC Scores (as of 12/27/2024)

	Unsafe Driving	Hours of Service	Driver Fitness	Controlled Sub. and Alcohol	Vehicle Maintenance	HM Compliance	Crash
Relative Scores	0% ○	0% ⊖	0% ○	0% ○	0% ○	0% ○	0% ○
Alert Status	No	No	No	No	No	No	No



Estimated Inspection Selection System (ISS) Score: 67

Category: Optional Inspect

* The Estimated ISS score is based on Insufficient Data Algorithm *

BASIC Scores History - Unsafe Driving ToC

There are no Scores for this BASIC

BASIC Scores History - Hours of Service ToC

There are no Scores for this BASIC

BASIC Scores History - Driver Fitness ToC

There are no Scores for this BASIC

BASIC Scores History - Controlled Substance ToC

There are no Scores for this BASIC



BASIC Scores History - Vehicle Maintenance ToC

There are no Scores for this BASIC

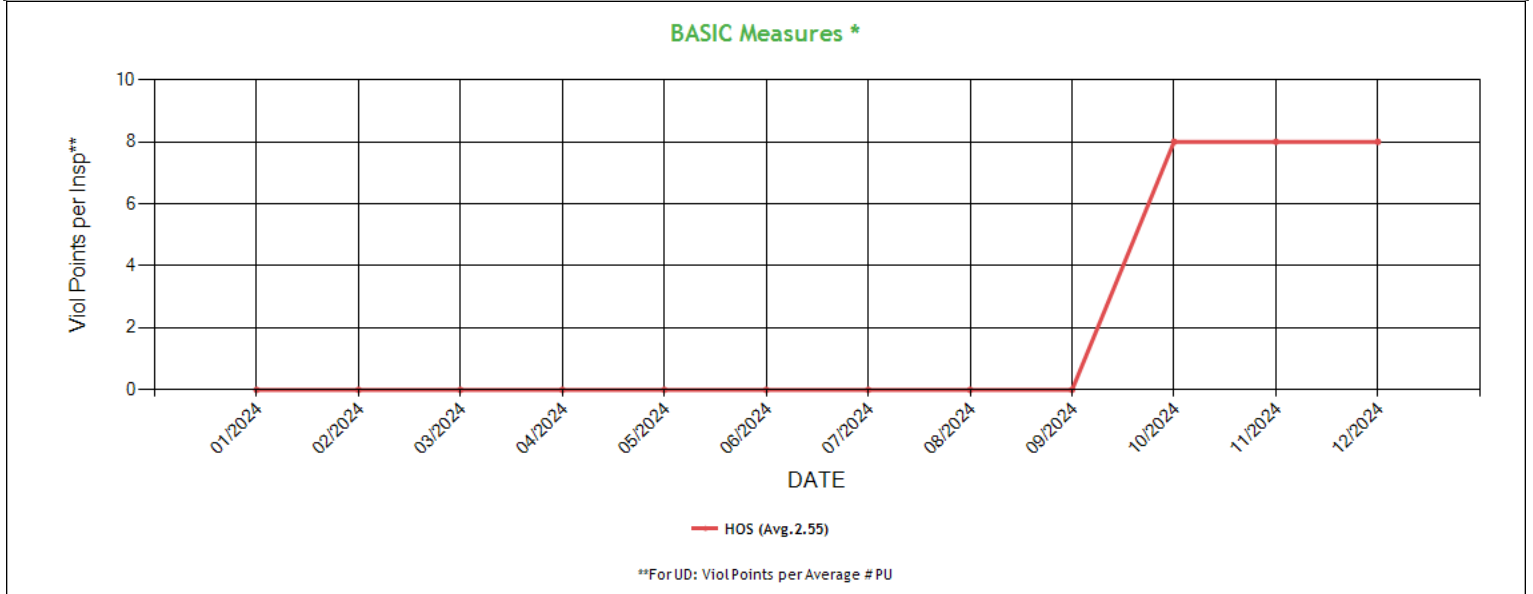
BASIC Scores History - Crash ToC

There are no Scores for this BASIC

BASIC Scores History - Hazmat ToC

There are no Scores for this BASIC

BASIC Measures: Violation Points per Inspection Trends ToC



* BASIC Measures are the absolute SMS scores that are compared within each Safety Event Group to determine the BASIC Score percentiles. Averages based on fleets with 1-5 power units.



BASIC Measures * - Table ToC

UD-Unsafe Driving, HOS-Hours of Service, DF-Driver Fitness, CS-Controlled Substances, VM-Vehicle Maintenance

Date	UD Measure	UD AC	UD with Viol	HOS Measure	HOS AC	HOS with Viol	DF Measure	DF AC	DF with Viol	CS Measure	CS AC	CS with Viol	VM Measure	VM AC	VM with Viol
12/2024	0.00	N	0	8.00	N	1	0.00	N	0	0.00	N	0	0.00	N	0
11/2024	0.00	N	0	8.00	N	1	0.00	N	0	0.00	N	0	0.00	N	0
10/2024	0.00	N	0	8.00	N	1	0.00	N	0	0.00	N	0	0.00	N	0
09/2024	0.00	N	0	0.00	N	0	0.00	N	0	0.00	N	0	0.00	N	0
08/2024	0.00	N	0	0.00	N	0	0.00	N	0	0.00	N	0	0.00	N	0
07/2024	0.00	N	0	0.00	N	0	0.00	N	0	0.00	N	0	0.00	N	0
06/2024	0.00	N	0	0.00	N	0	0.00	N	0	0.00	N	0	0.00	N	0
05/2024	0.00	N	0	0.00	N	0	0.00	N	0	0.00	N	0	0.00	N	0
04/2024	0.00	N	0	0.00	N	0	0.00	N	0	0.00	N	0	0.00	N	0
03/2024	0.00	N	0	0.00	N	0	0.00	N	0	0.00	N	0	0.00	N	0
02/2024	0.00	N	0	0.00	N	0	0.00	N	0	0.00	N	0	0.00	N	0
01/2024	0.00	N	0	0.00	N	0	0.00	N	0	0.00	N	0	0.00	N	0

* BASIC Measures are the absolute SMS scores that are compared within each Safety Event Group to determine the BASIC Score percentiles.

KPI: BASIC Measures by Fleet Size and Cargo Group ToC

Fleet Size: 1-5 PUs

	Unsafe Driving		Hours of Service		Driver Fitness		Controlled Substance		Vehicle Maintenance		HM Compliance		Crash	
Cargo Group (Companies)	Avg.	Comp. to Avg.	Avg.	Comp. to Avg.	Avg.	Comp. to Avg.	Avg.	Comp. to Avg.	Avg.	Comp. to Avg.	Avg.	Comp. to Avg.	Avg.	Comp. to Avg.
General Freight (487017)	0.79	Better	0.23	Worse	0.20	Better	0.02	Better	1.90	Better	0.01	Better	0.06	Better
DOABA LOGISTICS INC	0.00		8.00		0.00		0.00		0.00		0.00		0.00	

Estimated ISS Score: 67 Optional Inspect ToC About the Inspection Selection System

Estimated ISS Score History - Table ToC

Date	Estimated ISS Score	Recommendation	Algorithm
12/27/2024	67	Optional Inspect	Insufficient Data Algorithm
11/29/2024	67	Optional Inspect	Insufficient Data Algorithm
10/25/2024	68	Optional Inspect	Insufficient Data Algorithm
09/27/2024	63	Optional Inspect	Insufficient Data Algorithm
08/30/2024	63	Optional Inspect	Insufficient Data Algorithm
07/26/2024	63	Optional Inspect	Insufficient Data Algorithm
06/28/2024	63	Optional Inspect	Insufficient Data Algorithm
05/31/2024	63	Optional Inspect	Insufficient Data Algorithm
04/26/2024	63	Optional Inspect	Insufficient Data Algorithm
03/29/2024	63	Optional Inspect	Insufficient Data Algorithm
02/23/2024	63	Optional Inspect	Insufficient Data Algorithm
01/26/2024	63	Optional Inspect	Insufficient Data Algorithm

Investigation Results ToC

No Investigations reported on FMCSA website



Penalties History [ToC](#)

There is a problem with the Penalties data on FMCSA website.

Acute Critical Violations (Based on Investigations as per CSA Methodology Appendix A) [ToC](#)

No Data

No red flag violations in the last 24 months

DOT Registration Information: The following information on this specific DOT # is from the Federal DOT (as of Operating Authority

DOT Registration: 01/09/2024		Total Power Units: 1	Total Trucks: 1	Total Trailers: 1	Total Passenger Vehicles: 0
Status	Entity Type	Organization Type	Nation	Total Cars	Drivers / CDL Drivers
A	C	-	US	0	1 / 1
MCS-150 Date	Op Codes	Shipper Op Codes	Shipper HazMat Op Codes	Latest Review Type	Latest Review Document Number(Date)
03/13/2024	A				- (01/01/1900)
MCS-150 Mileage (Year)	Record Update Date	Transports Hazmats	DOT Census Date	Recordable Accident Rate	Preventable Accident Rate
10,000 (2023)	03/13/2024	N	01/09/2024	0%	0%
MCS-151 Mileage	Safety Rating (Date)	SEA Accident	SEA Driver	SEA Vehicle	SEA Management
0	None (None)	0%	0%	0%	0%
Classification Codes		Cargo Carried (per MCS-150)			
Authorized-For-Hire		General Freight			

DOT MCS-150 History [ToC](#) (as of - DOT census)

No Data for DOT MCS-150 History

Crash Summary Chart [ToC](#)Crashes Summary - Chart (based on all available crash data)

No Data

Crashes Summary - Table (based on all available crash data) [ToC](#)

	TOTAL	Last 6 months	7-12 months	13-18 months	19-24 months	25-30 months	30-36 months	37-41 months	42-48 months	Over 49 months
Total Reportable	0	0	0	0	0	0	0	0	0	0
Fatalities	0	0	0	0	0	0	0	0	0	0
Injuries	0	0	0	0	0	0	0	0	0	0
Tow Away	0	0	0	0	0	0	0	0	0	0
With Citations	0	0	0	0	0	0	0	0	0	0
Federal Recordable	0	0	0	0	0	0	0	0	0	0
Preventable	0	0	0	0	0	0	0	0	0	0
Crash per Pwr Unit	-	0.0%	0.0%	0.0%	0.0%	0.0%	0.0%	0.0%	0.0%	-



Inspection Summary **ToC**

The following inspection information is based on results for 24 months prior to: 02/06/2025. Please note that the total inspections number is not necessarily the total of the vehicle, driver and hazmat inspections, as one inspection may have included any combination of the below inspections.

Overall	Vehicle	Driver	Hazmat
(Please note that the total inspections number is not necessarily the total of the vehicle, driver and hazmat inspections, as one inspection may have included any combination of the below inspections) Total Inspections: 1 Total Out of Service: 0 Out of Service: 0% National Average: 20.82% Difference: -20.82%	Total Inspections: 0 Total Out of Service: 0 Out of Service: 0.00% National Average: 24.68% Difference: -24.68%	Total Inspections: 1 Total Out of Service: 0 Out of Service: 0.00% National Average: 6.67% Difference: -6.67%	Total Inspections: 0 Total Out of Service: 0 Out of Service: 0.00% National Average: 2.97% Difference: -2.97%

KPI: Inspection Viol OOS Rates by Cargo Group **ToC**

Cargo Group	OVERALL		VEHICLE		DRIVER		HAZMAT	
	Average	Compared to Average	Average	Compared to Average	Average	Compared to Average	Average	Compared to Average
General Freight	28.74%	Better	24.98%	Better	12.59%	Better	0.22%	Better
DOABA LOGISTICS INC	0%		0%		0%		0%	

FHWA Registration Information: The following data on this Motor Carrier is from the Federal Hwy Administration (as of 2/7/2025)

Docket Number	DOT Number	Company Name	DBA Name	Address	City	State	Country	ZIP Code
MC1607927	4177653	DOABA LOGISTICS INC		722 PRESSWICK LN	SAINT CHARLES	MO	US	63303
Phone Number	Fax Number	Mail Address	Mail City	Mail State	Mail Contry	Mail ZIP Code	Mail Phone Number	Mail Fax Number
(314)-737-0678								
Date of Last Change	Freight	Passenger	Household Goods	Active Authority	Pending Authority	Revocation Pending Authority		
2/7/2025	Y	N	N	/ Common /	/	/		

Insurance Required (as of 02/07/2025) **ToC**

Docket Number	Insurance Type	Insurance Required	Insurance on File
MC1607927	BIPD	\$750k	\$750k
MC1607927	Cargo	No	No
MC1607927	Bond	No	No

Active / Pending Insurance (as of 02/07/2025)

Docket Number	Form	Type	Insurance Carrier	Policy/Surety	Coverage From	Coverage To	Required	On File	Effective Date	Cancel Date
MC1607927	91X	BIPD/Primary	SOUTHLAKE SPECIALTY INSURANCE COMPANY	TMA71006695	\$0k	\$750k	\$750k	\$750k	03/26/2024	-

Insurance History (as of 02/07/2025)

No Data for Insurance History (as of 02/07/2025)



FHWA Authorities (as of 02/07/2025) ToC

Docket#	L&I Name	Active Authority	Inactive Authority	Pending Authority	Revocation Pending Authority	Freight	Passenger	Household Goods
MC1607927	DOABA LOGISTICS INC	Common /				Yes	No	No

Authority History (as of 02/07/2025)

Docket Number	Sub	Auth Type	Original Action	Disposition
MC1607927		COMMON	GRANTED 4/2/2024 12:00:00 AM	

Severe Violations (i.e. those with >= 8 points) - Chart ToC

No Data

Severe Violations (i.e. those with >= 8 points) - Table

No Data

Violation Report ToC

Inspection Date	Inspection State	BASIC	Violation Description	OOS	VIN	Severity Points
10/09/2024	KS	Hours-Of-Service	395.22G - Portable ELD not mounted in a fixed position and visible to driver	No	4V4NC9EH1GN934606	1
10/09/2024	KS	Hours-Of-Service	395.8E1 - Making, or permitting a driver to make, a false report regarding duty status (critical)	No	4V4NC9EH1GN934606	2

No filters were applied when generating this report, see the live report for more options.

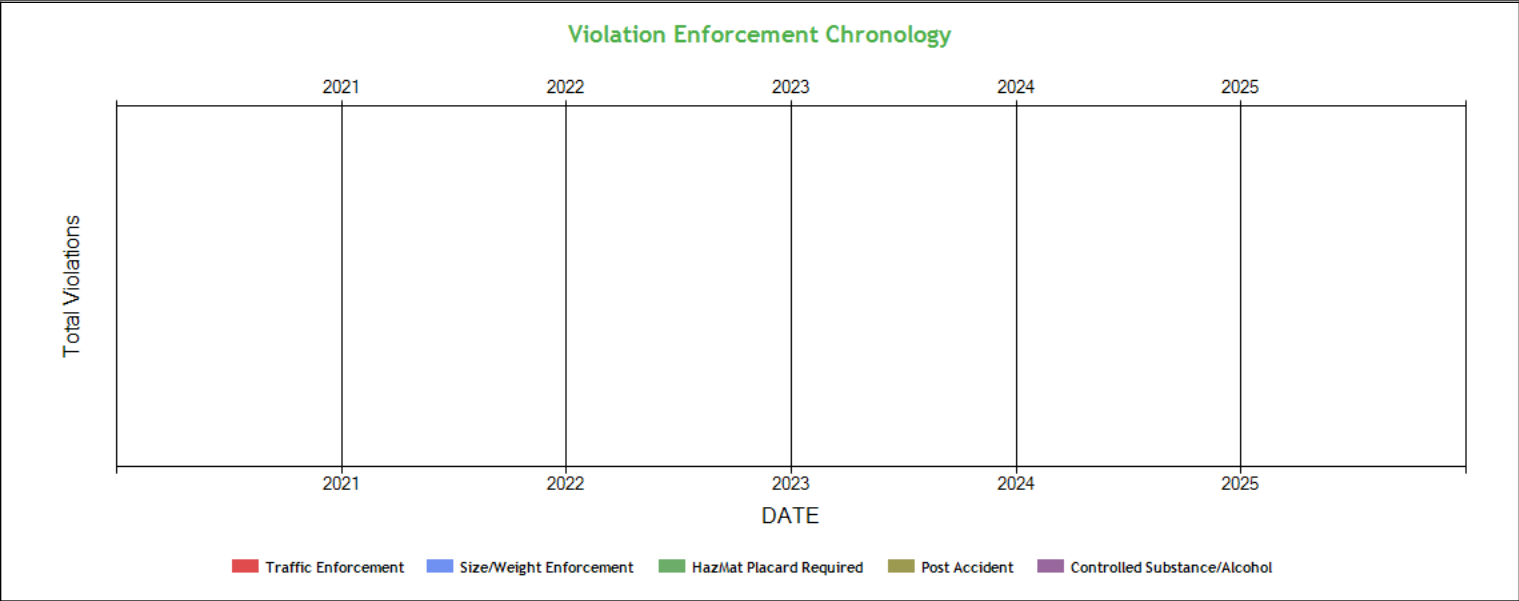
Violation Summary ToC

BASIC	Violation Group	Code	Description	# of Violations	# of OOS Violations	Severity Points
Hours-Of-Service (HOS) Compliance	Others	395.8E1	Making, or permitting a driver to make, a false report regarding duty status (critical)	1	0	2
Hours-Of-Service (HOS) Compliance		395.22G	Portable ELD not mounted in a fixed position and visible to driver	1	0	1

No filters were applied when generating this report, see the live report for more options.



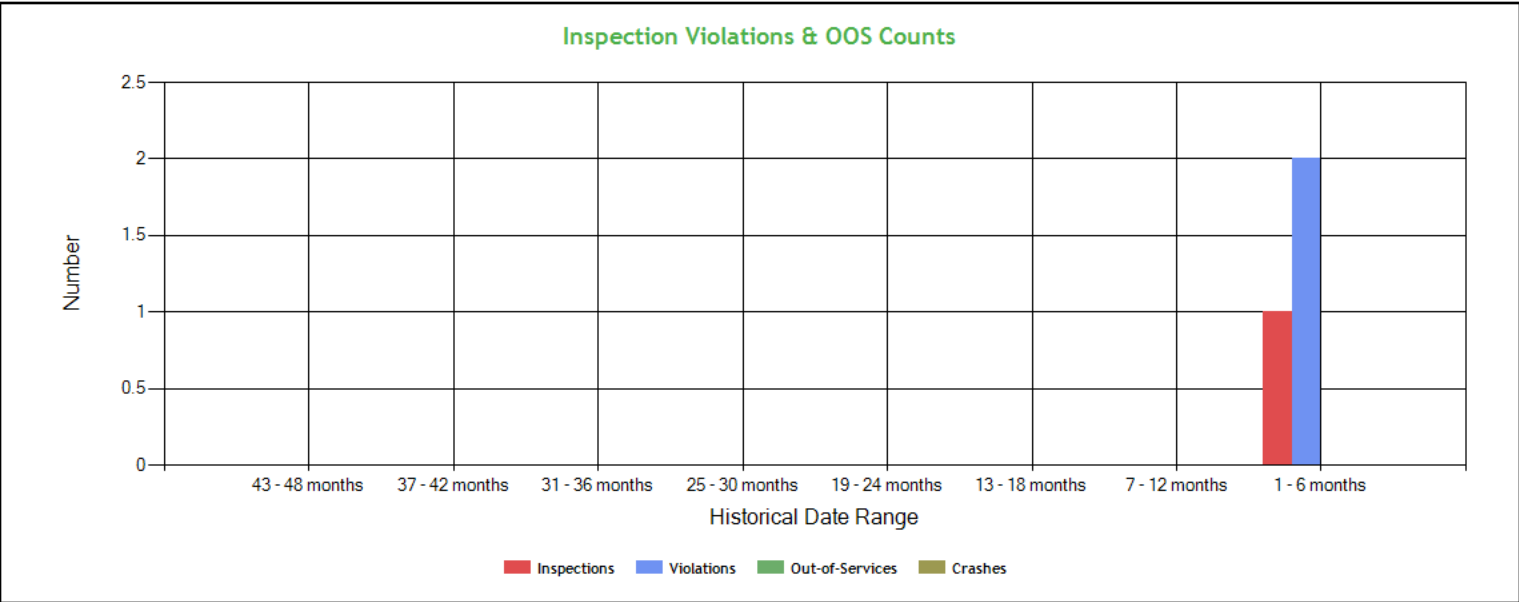
Violation Enforcement Chronology - Chart ToC



Violation Enforcement Chronology - Table ToC

	2021	2022	2023	2024	2025
Traffic Enforcement	0	0	0	0	0
Size/Weight Enforcement	0	0	0	0	0
HazMat Placard Required	0	0	0	0	0
Post Accident	0	0	0	0	0
Controlled Substance/Alcohol	0	0	0	0	0

Inspection Violations & OOS Counts - Chart ToC





Inspection Violations & OOS Counts - Table [ToC](#)

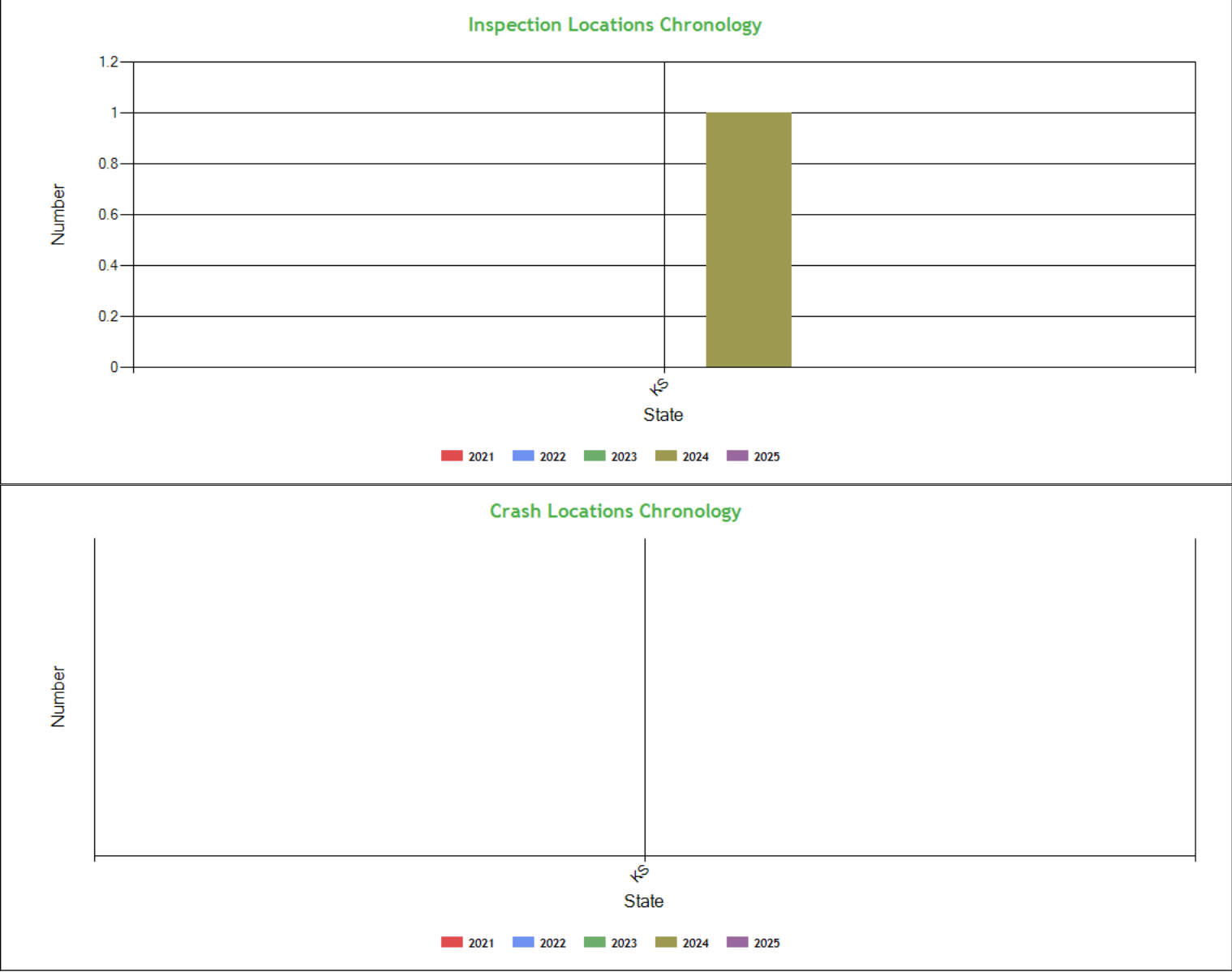
Date Range	Inspections	Violations	Out-of-Services	Crashes
TOTAL	1	2	0	0
1 - 6 months	1	2	0	0
7 - 12 months	0	0	0	0
13 - 18 months	0	0	0	0
19 - 24 months	0	0	0	0
25 - 30 months	0	0	0	0
31 - 36 months	0	0	0	0
37 - 42 months	0	0	0	0
43 - 48 months	0	0	0	0

Radius of Operation (based on Inspections and Crashes during the past 3 years) [ToC](#)

	Total	Drive between 0 and 50 miles radius	Drive between 51 and 200 miles radius	Drive between 201 and 300 miles radius	Drive between 301 and 400 miles radius	Drive between 401 and 500 miles radius	Drive between 501 and 600 miles radius	Drive beyond 600 miles radius
Power Units (i.e. unique VINs)	1	0	0	0	0	0	0	1
Percent	100%	0%	0%	0%	0%	0%	0%	100%



Inspection & Crash Locations - Chart [ToC](#)



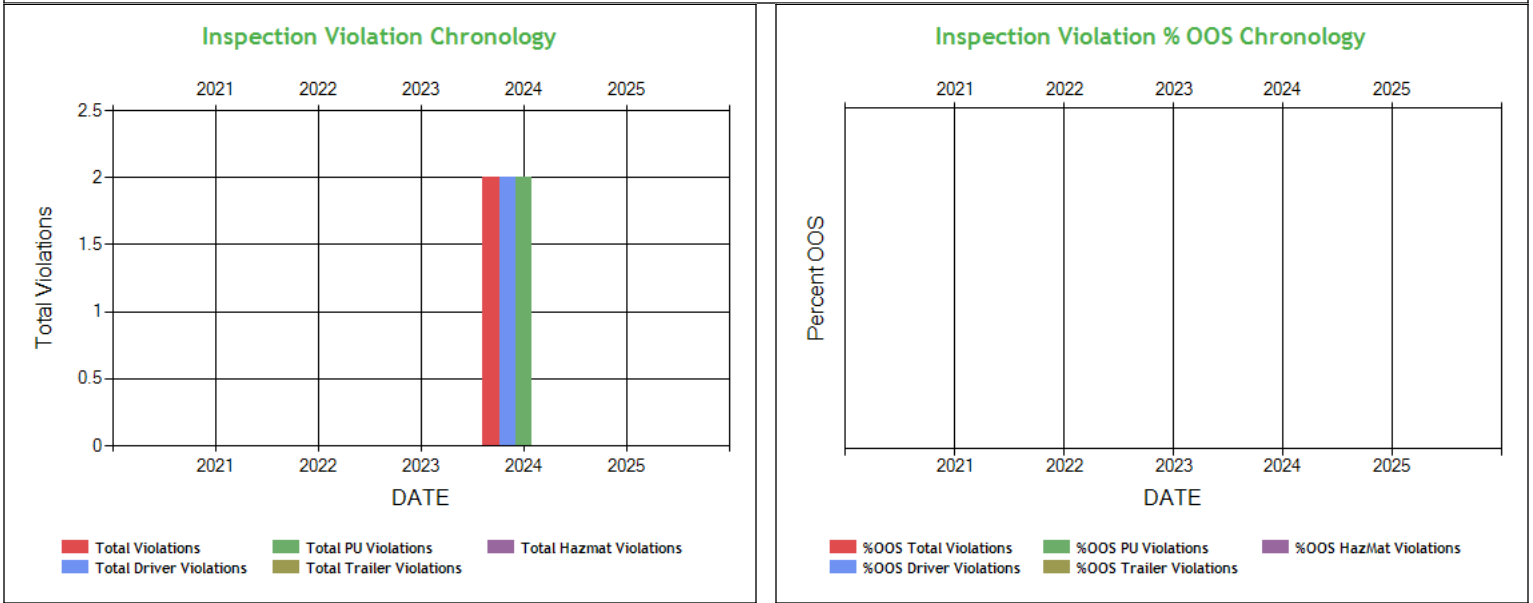
Inspection & Crash Locations - Table [ToC](#)

State	Inspections					Violations					Out-of-Services					Crashes				
	2021	2022	2023	2024	2025	2021	2022	2023	2024	2025	2021	2022	2023	2024	2025	2021	2022	2023	2024	2025
TOTAL	0	0	0	1	0	0	0	0	2	0	0	0	0	0	0	0	0	0	0	0
KS	0	0	0	1	0	0	0	0	2	0	0	0	0	0	0	0	0	0	0	0

No hot spot data in the last 12 months



Inspection Violation % OOS Chronology - Chart [ToC](#)

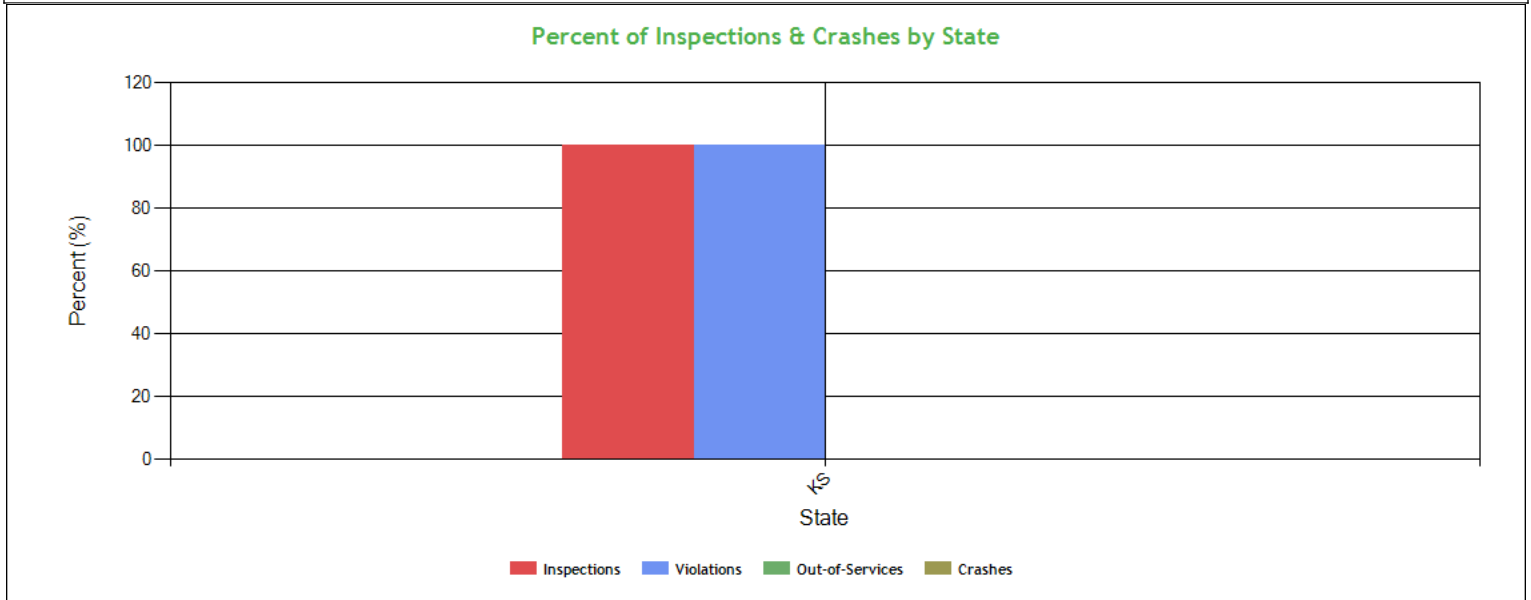


Inspection Violation % OOS Chronology - Table [ToC](#)

	2021	2022	2023	2024	2025
Total Violations	0	0	0	2	0
Total Out Of Services	0	0	0	0	0
%OOS Total Violations	0	0	0	0	0
Total Driver Violations	0	0	0	2	0
Total Driver Out Of Services	0	0	0	0	0
%OOS Driver Violations	0	0	0	0	0
Total PU Violations	0	0	0	2	0
Total PU Out Of Services	0	0	0	0	0
%OOS PU Violations	0	0	0	0	0
Total Trailer Violations	0	0	0	0	0
Total Trailer Out Of Services	0	0	0	0	0
%OOS Trailer Violations	0	0	0	0	0
Total Hazmat Violations	0	0	0	0	0
Total Hazmat Out Of Services	0	0	0	0	0
%OOS HazMat Violations	0	0	0	0	0



Percent of Insp & Crash by State - Chart ToC



Percent of Insp & Crash by State - Table (based on Inspection data from the last 4 years) ToC

State	Inspections		Violations		Out-of-Services		Crashes	
	Total	Percent	Total	Percent	Total	Percent	Total	Percent
	1	100	2	100	0	100	0	100
KS	1	100	2	100	0	0	0	0

VIN Insp Summary by State (based on inspection from the last 2 years) ToC

VIN	Insp	Viol Pts	Counts in each State	
			KS	
			Insp	Viol Pts
TOTALS	1/ 3*	1/ 3**	1	3
4V4NC9EH1GN93 4606	1	3	1	3

*<Total number of inspections for these 1 VIN(s)>/n<Total number of inspections for these 1 state(s)>

**<Total severity sum for these 1 VIN(s)>/n<Total severity sum for these 1 state(s)>

Violations By Unit Type ToC

of Violations: 2 Total Severity: 3 based on inspections in the last 2 years

Violation Unit: Driver	# of Violations: 2	Total Severity: 3	% of Total: 100%
Viol. Group: Others	# of Violations: 1	Total Severity: 2	% of Total: 66.67%
Violation	Number of Occurrences	Viol. Severity	Total Severity
395.8E1:Making, or permitting a driver to make, a false re	1	2	2
Viol. Group: None	# of Violations: 1	Total Severity: 1	% of Total: 33.33%
395.22G:Portable ELD not mounted in a fixed position and v	1	1	1



Equipment Ownership [ToC](#)**Equipment Ownership** (based on MCS-150 dated 3/13/2024)

	Trucks	Tractors	Trailers	Motor Coaches	Vans
Owned	0	1	1	0	0
Term Leased	0	0	0	0	0
Trip Leased	0	0	0	0	0
Total No.	0	1	1	0	0

Equipment Details Power Units [ToC](#)

VIN	Latest Insp Date	Year	Make	Model	Body Class	Body Type	Axles	Len	Fuel Type
4V4NC9EH1GN 934606	10/09/2024	2016	VOLVO	VNL	Truck-Tractor	-	-	-	Diesel

Equipment Details Trailers

VIN	Latest Insp Date	Year	Make	Model	Body Class	Body Type	Axles	Len	Fuel Type
1JJV532DXDL7 84062	10/09/2024	2013	WABASH NATIONAL	Dry Van Duraplate	Trailer	Van Trailer	2	53	-

Vehicle Age [ToC](#)

Year	# Power Units	PU Percentage	# Trailers	Trailres Percentage
2016	1	100.00%	0	0.00%
2013	0	0.00%	1	100.00%

Based on 24 months of inspection data, see the live report for more options

States of Power Unit Registrations [ToC](#)

State	KS
Number of Power Units	1

Equipment Acquisitions - Table [ToC](#)

	Power Units inspected for 1st time in past 12 months	Power Units inspected for 1st time in past 24 months	Power Units inspected during entire date range	Trailers inspected for 1st time in past 12 months	Trailers inspected for 1st time in past 24 months	Trailers inspected during entire date range
Unique VINs	1	1	1	1	1	1
Unique License Plates	1	1	1	1	1	1
License Plate States	1	1	1	1	1	1

Driver Details [ToC](#)**Driver Details** (based on MCS-150 dated 3/13/2024)

	Within 100 mi	Beyond 100 mi	TOTAL
# Drivers Interstate	0	1	1
# Drivers Intrastate	0	0	0
TOTAL	0	1	/

Avg. # Trip Lease Drivers/Mo: 0 # Drivers Grand Total: 1 # Drivers Commercially Licensed: 1



Shared VIN Summary **ToC**

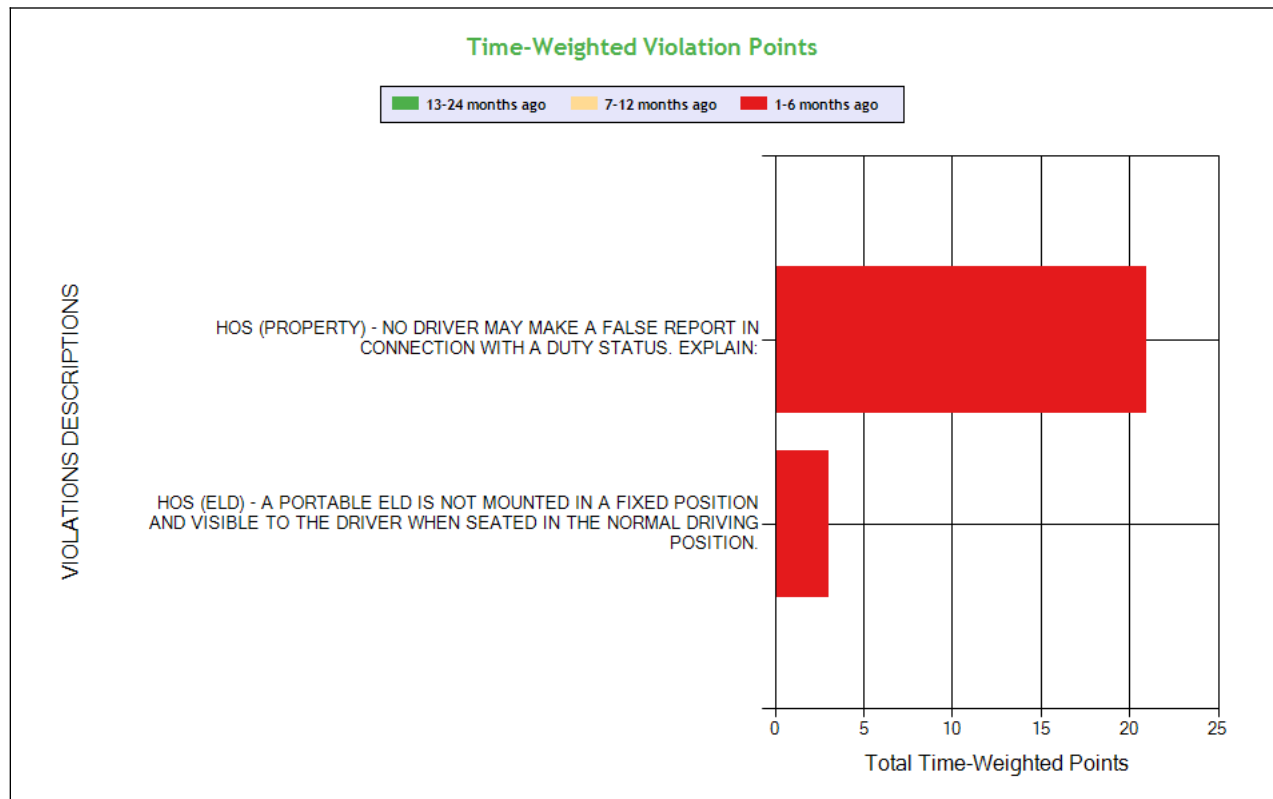
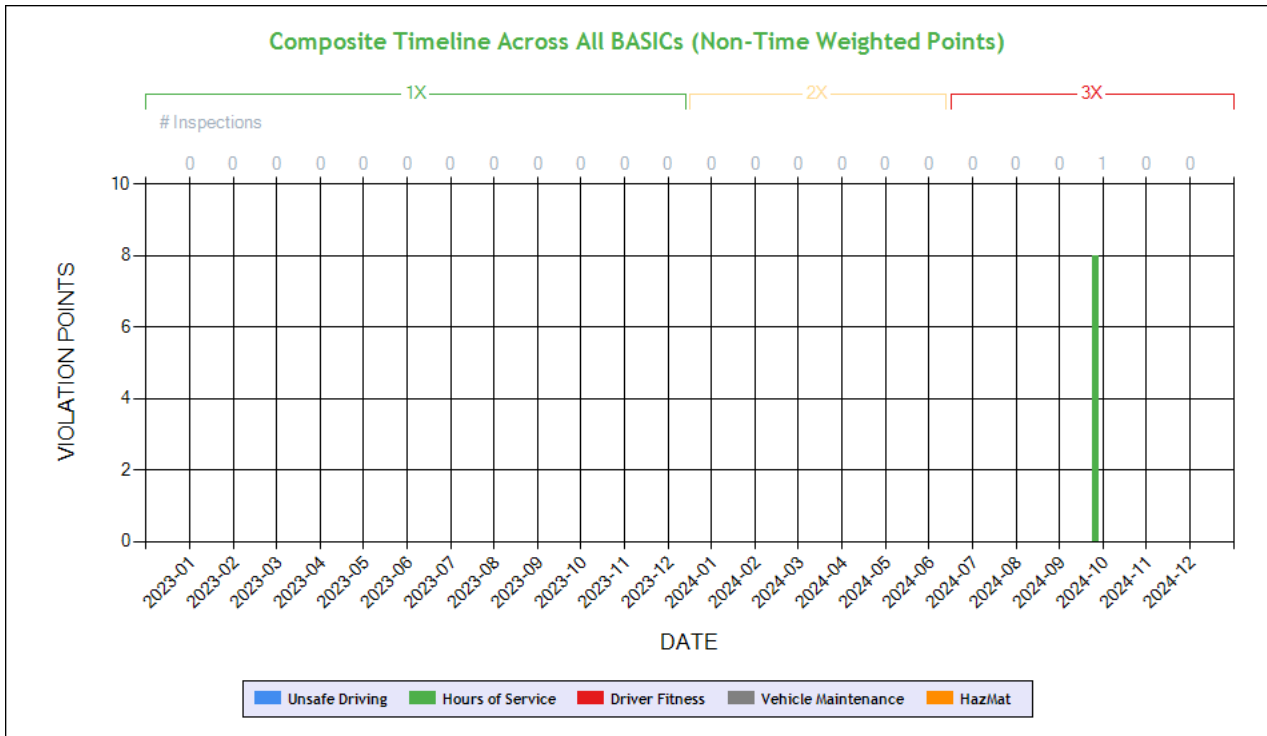
No Data

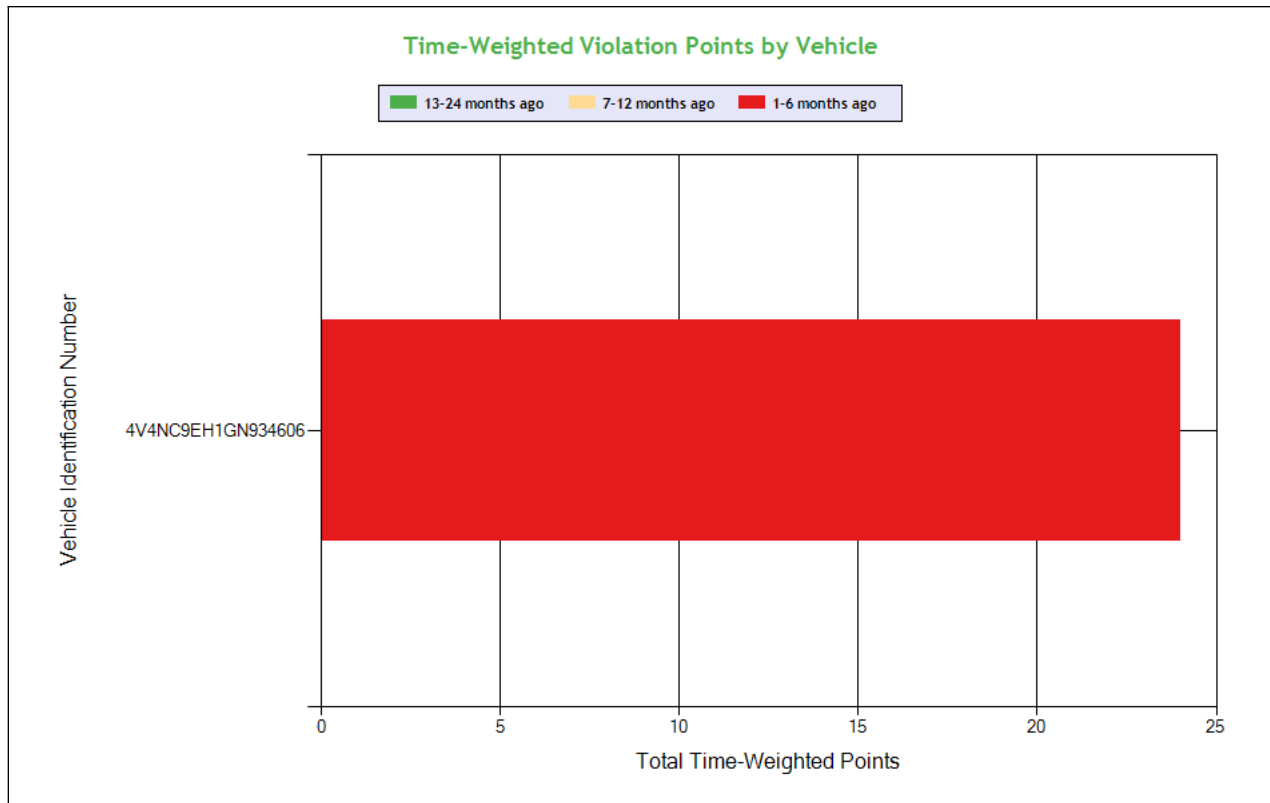
SHIPPERS DETAIL **ToC** based on Inspection results for the last 4 years

Shipper Name	Number of Inspections
KRAFT HEINZ	1



Carrier Underwriting Report Safety Summary ToC





See the Excel file for the complete analysis

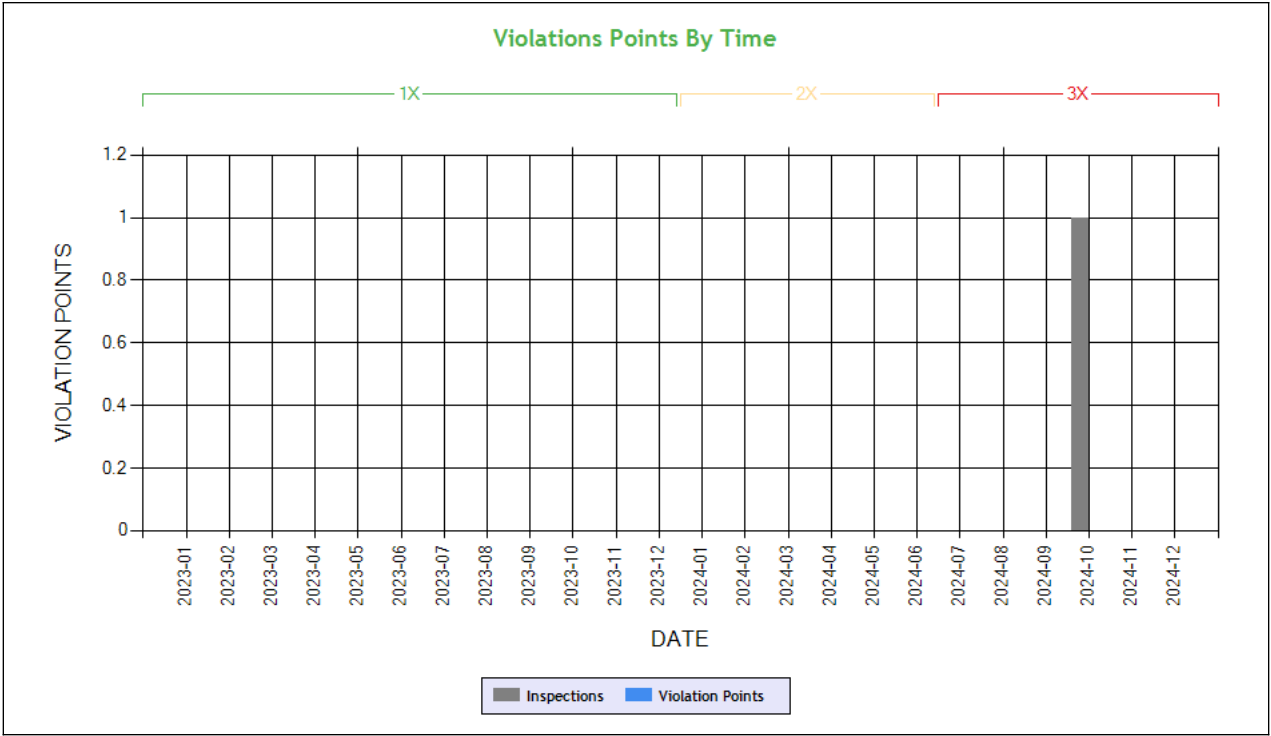
Violations is in (1-6/7-12/13-24mo)

Shaded = Out Of Service Violation				
Violation Group			False Log	EOBR Related
Violation Description	Total Time-weighted Points by VIN	% of Total Time-weighted Points by VIN	HOS (PROPERTY) - NO DRIVER MAY MAKE A FALSE REPORT IN CONNECTION WITH A DUTY STATUS. EXPLAIN:	HOS (ELD) - A PORTABLE ELD IS NOT MOUNTED IN A FIXED POSITION AND VISIBLE TO THE DRIVER WHEN SEATED IN THE NORMAL DRIVING POSITION.
Driver Resp			Yes	Yes
Total Time-weighted Points			21	3
% Total Time-Wt Pts			87.50	12.50
4V4NC9EH1GN934606	24	100	21 (1/0/0)	3 (1/0/0)



SAFETY ANALYSIS ToC

Unsafe Driving

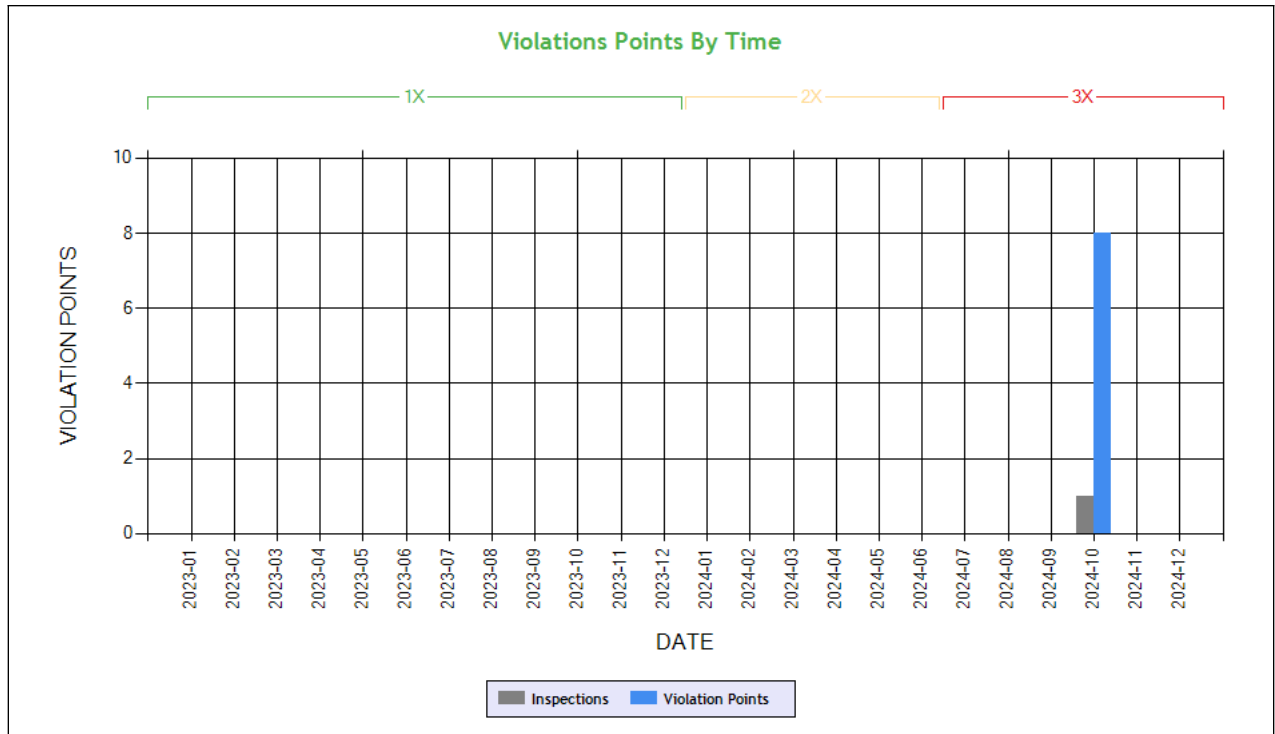


Time-Weighted Violation Points - no data available to draw a chart
Time-Weighted Severity Points by Vehicle - no data available to draw a chart

See the Excel file for the complete analysis # Violations is in (1-6/7-12/13-24mo)

Shaded = Out Of Service Violation		
Violation Group		
Violation Description	Total Time-weighted Points by VIN	% of Total Time-weighted Points by VIN
Driver Resp		
Total Time-weighted Points		
% Total Time-Wt Pts		

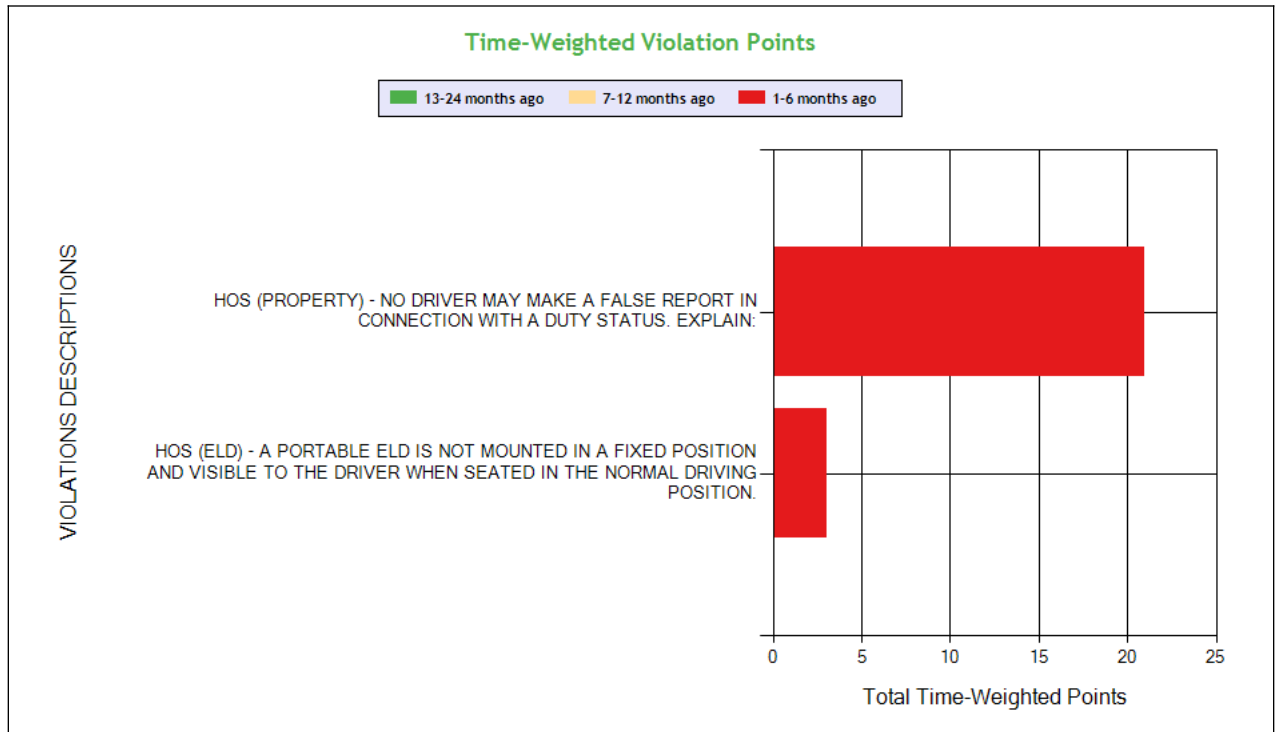
HOS Compliance



Carrier Software
 1-800-646-5152
 info@CarrierSoftware.com

CONFIDENTIAL - Intended for use by Amerigo Insurance Agency - Date: 2/7/2025

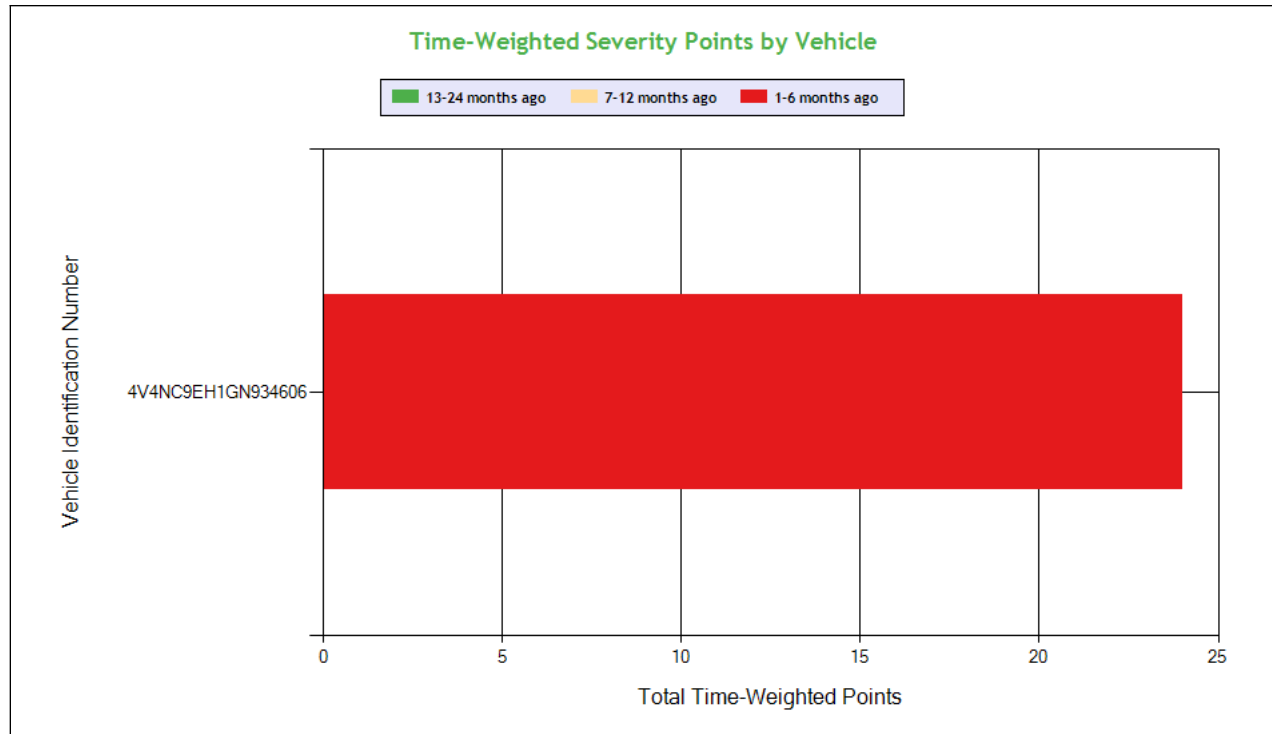
DOABA LOGISTICS INC - DOT# 4177653 / MC1607927



See the Excel file for the complete analysis

Violations is in (1-6/7-12/13-24mo)

Shaded = Out Of Service Violation



Carrier Software
 1-800-646-5152
 info@CarrierSoftware.com

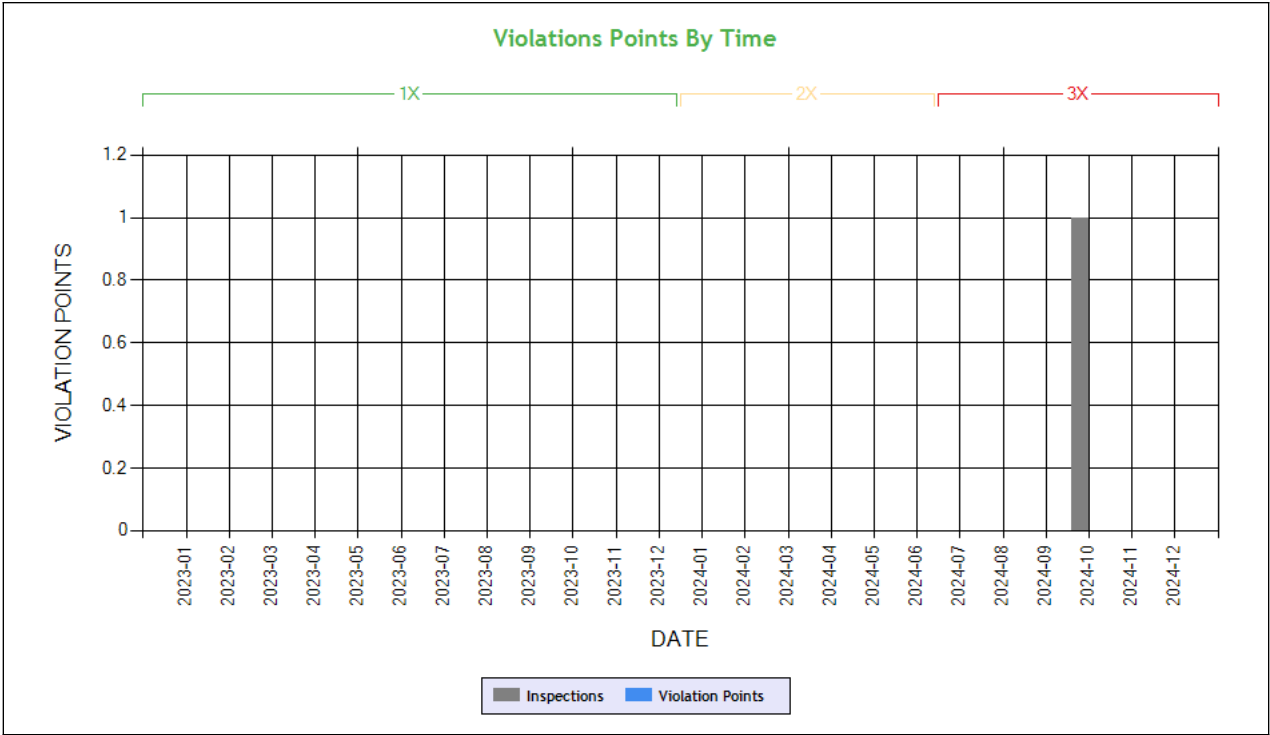
CONFIDENTIAL - Intended for use by Amerigo Insurance Agency - Date: 2/7/2025

DOABA LOGISTICS INC - DOT# 4177653 / MC1607927

Violation Group			False Log	EOBR Related
Violation Description	Total Time-weighted Points by VIN	% of Total Time-weighted Points by VIN	HOS (PROPERTY) - NO DRIVER MAY MAKE A FALSE REPORT IN CONNECTION WITH A DUTY STATUS. EXPLAIN:	HOS (ELD) - A PORTABLE ELD IS NOT MOUNTED IN A FIXED POSITION AND VISIBLE TO THE DRIVER WHEN SEATED IN THE NORMAL DRIVING POSITION.
Driver Resp			Yes	Yes
Total Time-weighted Points			21	3
% Total Time-Wt Pts			87.50	12.50
4V4NC9EH1GN934606	24	100	21 (1/0/0)	3 (1/0/0)



Driver Fitness



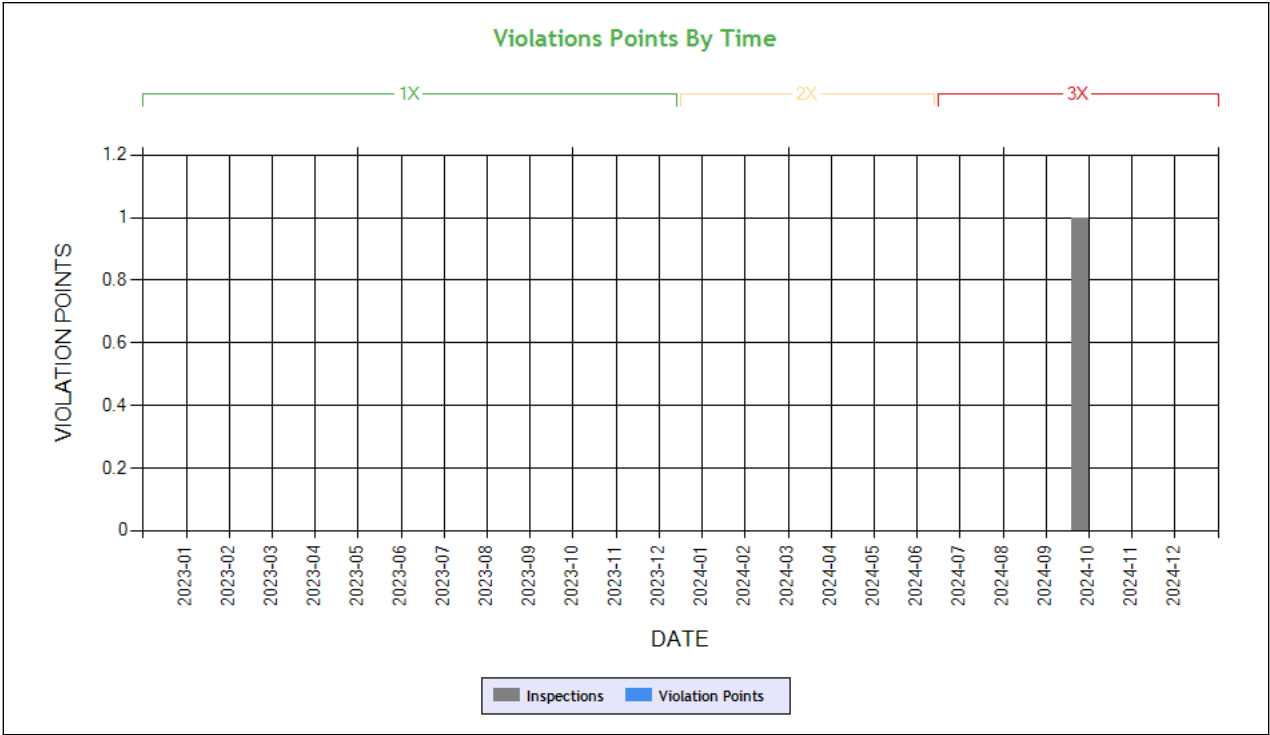
Time-Weighted Violation Points - no data available to draw a chart
Time-Weighted Severity Points by Vehicle - no data available to draw a chart

See the Excel file for the complete analysis # Violations is in (1-6/7-12/13-24mo)

Shaded = Out Of Service Violation		
Violation Group		
Violation Description	Total Time-weighted Points by VIN	% of Total Time-weighted Points by VIN
Driver Resp		
Total Time-weighted Points		
% Total Time-Wt Pts		



Vehicle Maintenance



Time-Weighted Violation Points - no data available to draw a chart
Time-Weighted Severity Points by Vehicle - no data available to draw a chart

See the Excel file for the complete analysis # Violations is in (1-6/7-12/13-24mo)

Shaded = Out Of Service Violation		
Violation Group		
Violation Description	Total Time-weighted Points by VIN	% of Total Time-weighted Points by VIN
Driver Resp		
Total Time-weighted Points		
% Total Time-Wt Pts		

COLOR CODED CRASH TABLE ToC

No crashes have been reported by the DOT on this Motor Carrier
INSPECTIONS WITH SHARED EQUIPMENT:
No Data



LEGEND

Vehicle Information

Inspection for DOT # being analyzed

Inspection for Different DOT #

Crash Information for specific VIN

INSPECTION DETAILS for ALL Inspections

PDF shows the first 100 Power Unit & Trailer VINs with most recent inspections using data from the last 4 years

POWER UNIT Inspections Section

VIN: 4V4NC9EH1GN934606				Unit: Truck Tractor		Year: 2016	Make: VOLVO	
DOT No: 4177653		Docket No: MC1607927		Name: DOABA LOGISTICS INC			Interstate: Yes	
Date	Unit License	Unit Lic State	Violation Unit	Violation Description	Severity	OOS	Citation	
10/09/2024	ZP03813	CA	D	395.22G - Portable ELD not mounted in a fixed position and visible to driver	1	No		
10/09/2024	ZP03813	CA	D	395.8E1 - Making, or permitting a driver to make, a false report regarding duty status (critical)	2	No	NA15685401	
DOT No: 4008553		Docket No: MC1508629		Name: EKAM 7 TRANS INC			Interstate: Yes	
Date	Unit License	Unit Lic State	Violation Unit	Violation Description	Severity	OOS	Citation	
07/31/2023	3042033	IN	-	-	-	-	-	
04/19/2023	3042033	IN	D	392.22A - Failing to use hazard warning flashers	1	No		
04/19/2023	3042033	IN	D	392.22B - Failing/improper placement of warning devices	2	No		
04/19/2023	3042033	IN	D	392.2PK - Unlawfully parking and/or leaving vehicle in the roadway	1	No		
04/19/2023	3042033	IN	D	395.24C2II - Driver failed to manually add the trailer number	1	No		
04/19/2023	3042033	IN	D	395.24C2III - Driver failed to manually add shipping document number	1	No		
DOT No: 3495735		Docket No: MC1152024		Name: ELITE TRANS INC			Interstate: Yes	
Date	Unit License	Unit Lic State	Violation Unit	Violation Description	Severity	OOS	Citation	
12/27/2022	3042033	IN	-	-	-	-	-	
DOT No: 1492593		Docket No: MC560955		Name: DH CARRIER INC			Interstate: Yes	
Date	Unit License	Unit Lic State	Violation Unit	Violation Description	Severity	OOS	Citation	
07/25/2022	XP95217	CA	-	-	-	-	-	
07/26/2021	XP95217	CA	-	-	-	-	-	
05/21/2021	XP95217	CA	-	-	-	-	-	
05/21/2021	XP95217	CA	-	-	-	-	-	
DOT No: 2531717		Docket No: MC884335		Name: BAL TRUCKING SERVICES INC			Interstate: Yes	
Date	Unit License	Unit Lic State	Violation Unit	Violation Description	Severity	OOS	Citation	
05/03/2021	XP95217	CA	-	-	-	-	-	
DOT No: 1708037		Docket No: MC626742		Name: NORTHWEST FREIGHTWAY INC			Interstate: Yes	



Date	Unit License	Unit Lic State	Violation Unit	Violation Description	Severity	OOS	Citation
10/15/2020	9B16720	CA	-	-	-	-	-
05/26/2020	WP64273	CA	-	-	-	-	-
02/04/2020	WP64273	CA	1	393.45PC - Brake Tubing and Hose Adequacy - Connections to Power Unit	4	No	
02/04/2020	WP64273	CA	1	396.3A1 - Inspection/repair and maintenance parts and accessories	2	No	
01/25/2020	WP64273	CA	1	393.45B2 - Failing to secure brake hose/tubing against mechanical damage	4	No	VERBAL
01/25/2020	WP64273	CA	1	396.3A1 - Inspection/repair and maintenance parts and accessories	2	No	HV67883
07/03/2019	WP64273	CA	-	-	-	-	-
03/24/2019	WP64273	CA	-	-	-	-	-
11/20/2018	WP64273	CA	1	396.3A1 - Inspection/repair and maintenance parts and accessories	2	No	
10/08/2018	WP64273	CA	-	-	-	-	-
08/13/2018	WP64273	CA	-	-	-	-	-
07/18/2018	WP64273	CA	D	392.80A - Driving a CMV while Texting	10	No	DT53780
03/24/2018	WP64273	CA	-	-	-	-	-
03/08/2018	WP64273	CA	-	-	-	-	-
12/18/2017	WP64273	CA	-	-	-	-	-
09/26/2017	WP64273	CA	-	-	-	-	-
08/15/2017	WP64273	CA	-	-	-	-	-
06/20/2017	WP64273	CA	D	392.2SLLS3 - State/Local Laws - Speeding 11-14 miles per hour over the speed limit	7	No	JW24181067
06/20/2017	WP64273	CA	D	395.8 - Driver record of duty status (general/form and manner)	1	No	JW24181067
04/11/2017	WP64273	CA	-	-	-	-	-
04/03/2017	WP64273	CA	-	-	-	-	-
03/10/2017	WP64273	CA	-	-	-	-	-
01/18/2017	WP64273	CA	-	-	-	-	-
11/10/2016	WP64273	CA	-	-	-	-	-
09/20/2016	WP64273	CA	-	-	-	-	-
09/07/2016	WP64273	CA	1	393.45B2 - Failing to secure brake hose/tubing against mechanical damage	4	No	
06/23/2016	WP64273	CA	D	392.2RG - State vehicle registration or License Plate violation	0	No	
05/12/2016	WP64273	CA	-	-	-	-	-
04/02/2016	WP64273	CA	-	-	-	-	-
02/20/2016	WP64273	CA	D	395.8 - Driver record of duty status (general/form and manner)	1	No	
01/27/2016	WP64273	CA	-	-	-	-	-
01/06/2016	WP64273	CA	-	-	-	-	-
12/29/2015	WP64273	CA	-	-	-	-	-
12/18/2015	WP64273	CA	-	-	-	-	-
12/15/2015	WP64273	CA	-	-	-	-	-
09/03/2015	WP64273	CA	-	-	-	-	-

TRAILER Inspections Section

VIN: 4V4NC9EH1GN934606		Unit: Truck Tractor		Year: 2016	Make: VOLVO		
DOT No: 4177653		Docket No: MC1607927		Name: DOABA LOGISTICS INC		Interstate: Yes	
Date	Unit License	Unit Lic State	Violation Unit	Violation Description	Severity	OOS	Citation
10/09/2024	ZP03813	CA	D	395.22G - Portable ELD not mounted in a fixed position and visible to driver	1	No	
10/09/2024	ZP03813	CA	D	395.8E1 - Making, or permitting a driver to make, a false report regarding duty status (critical)	2	No	NA15685401
DOT No: 4008553		Docket No: MC1508629		Name: EKAM 7 TRANS INC		Interstate: Yes	



Date	Unit License	Unit Lic State	Violation Unit	Violation Description	Severity	OOS	Citation
07/31/2023	3042033	IN	-	-	-	-	-
04/19/2023	3042033	IN	D	392.22A - Failing to use hazard warning flashers	1	No	
04/19/2023	3042033	IN	D	392.22B - Failing/improper placement of warning devices	2	No	
04/19/2023	3042033	IN	D	392.2PK - Unlawfully parking and/or leaving vehicle in the roadway	1	No	
04/19/2023	3042033	IN	D	395.24C2II - Driver failed to manually add the trailer number	1	No	
04/19/2023	3042033	IN	D	395.24C2III - Driver failed to manually add shipping document number	1	No	
DOT No: 3495735		Docket No: MC1152024		Name: ELITE TRANS INC		Interstate: Yes	
Date	Unit License	Unit Lic State	Violation Unit	Violation Description	Severity	OOS	Citation
12/27/2022	3042033	IN	-	-	-	-	-
DOT No: 1492593		Docket No: MC560955		Name: DH CARRIER INC		Interstate: Yes	
Date	Unit License	Unit Lic State	Violation Unit	Violation Description	Severity	OOS	Citation
07/25/2022	XP95217	CA	-	-	-	-	-
07/26/2021	XP95217	CA	-	-	-	-	-
05/21/2021	XP95217	CA	-	-	-	-	-
05/21/2021	XP95217	CA	-	-	-	-	-
DOT No: 2531717		Docket No: MC884335		Name: BAL TRUCKING SERVICES INC		Interstate: Yes	
Date	Unit License	Unit Lic State	Violation Unit	Violation Description	Severity	OOS	Citation
05/03/2021	XP95217	CA	-	-	-	-	-
DOT No: 1708037		Docket No: MC626742		Name: NORTHWEST FREIGHTWAY INC		Interstate: Yes	



Date	Unit License	Unit Lic State	Violation Unit	Violation Description	Severity	OOS	Citation
10/15/2020	9B16720	CA	-	-	-	-	-
05/26/2020	WP64273	CA	-	-	-	-	-
02/04/2020	WP64273	CA	1	393.45PC - Brake Tubing and Hose Adequacy - Connections to Power Unit	4	No	
02/04/2020	WP64273	CA	1	396.3A1 - Inspection/repair and maintenance parts and accessories	2	No	
01/25/2020	WP64273	CA	1	393.45B2 - Failing to secure brake hose/tubing against mechanical damage	4	No	VERBAL
01/25/2020	WP64273	CA	1	396.3A1 - Inspection/repair and maintenance parts and accessories	2	No	HV67883
07/03/2019	WP64273	CA	-	-	-	-	-
03/24/2019	WP64273	CA	-	-	-	-	-
11/20/2018	WP64273	CA	1	396.3A1 - Inspection/repair and maintenance parts and accessories	2	No	
10/08/2018	WP64273	CA	-	-	-	-	-
08/13/2018	WP64273	CA	-	-	-	-	-
07/18/2018	WP64273	CA	D	392.80A - Driving a CMV while Texting	10	No	DT53780
03/24/2018	WP64273	CA	-	-	-	-	-
03/08/2018	WP64273	CA	-	-	-	-	-
12/18/2017	WP64273	CA	-	-	-	-	-
09/26/2017	WP64273	CA	-	-	-	-	-
08/15/2017	WP64273	CA	-	-	-	-	-
06/20/2017	WP64273	CA	D	392.2SLLS3 - State/Local Laws - Speeding 11-14 miles per hour over the speed limit	7	No	JW24181067
06/20/2017	WP64273	CA	D	395.8 - Driver record of duty status (general/form and manner)	1	No	JW24181067
04/11/2017	WP64273	CA	-	-	-	-	-
04/03/2017	WP64273	CA	-	-	-	-	-
03/10/2017	WP64273	CA	-	-	-	-	-
01/18/2017	WP64273	CA	-	-	-	-	-
11/10/2016	WP64273	CA	-	-	-	-	-
09/20/2016	WP64273	CA	-	-	-	-	-
09/07/2016	WP64273	CA	1	393.45B2 - Failing to secure brake hose/tubing against mechanical damage	4	No	
06/23/2016	WP64273	CA	D	392.2RG - State vehicle registration or License Plate violation	0	No	
05/12/2016	WP64273	CA	-	-	-	-	-
04/02/2016	WP64273	CA	-	-	-	-	-
02/20/2016	WP64273	CA	D	395.8 - Driver record of duty status (general/form and manner)	1	No	
01/27/2016	WP64273	CA	-	-	-	-	-
01/06/2016	WP64273	CA	-	-	-	-	-
12/29/2015	WP64273	CA	-	-	-	-	-
12/18/2015	WP64273	CA	-	-	-	-	-
12/15/2015	WP64273	CA	-	-	-	-	-
09/03/2015	WP64273	CA	-	-	-	-	-

Inspection Summary By Month (based on inspections from the last 4 years) ToC						
Year-Month	Number of Inspections	Number of Power Units	Total Violations	Total OOS Inspections	Total Severity Points	Number of Crashes
2024-10	1	1	2	0	3	0
Note: The most recent month's counts may not include all the inspections for that month.						

VIN Inspection Violation Details ToC									
# of VINs: 2 # of Insp: 2 Severity Weight: 6 Avg. Weight/VIN: 3.0 (based on inspections in the last 4 years, showing top 50 VINs inspected most recently)									
VIN 1JJV532DXDL784062		# of Inspections: 1		Total Severity: 3		Percentage of Total: 50.00%		Avg. Weight Per Inspection: 3.0	
Inspection Date	Inspection ID	Inspection State	Location Description	Total Severity	# of Violations	Shipper Name	Inspection Level	Post Accident	Out of Service
10/09/2024	82880042	KS	SHERMAN COUNTY - 181	3	2	KRAFT HEINZ	3	No	No
BASIC		Unit Type		Severity		Description		Out of Service	



Hours-Of-Servce Compliance		Semi Trailer		2		395.8E1:Making, or permitting a driver to make, a false re		No	
Hours-Of-Servce Compliance		Semi Trailer		1		395.22G:Portable ELD not mounted in a fixed position and v		No	
VIN 4V4NC9EH1GN934606		# of Inspections: 1		Total Severity: 3		Percentage of Total: 50.00%		Avg. Weight Per Inspection: 3.0	
Inspection Date	Inspection ID	Inspection State	Location Description	Total Severity	# of Violations	Shipper Name	Inspection Level	Post Accident	Out of Service
10/09/2024	82880042	KS	SHERMAN COUNTY - 181	3	2	KRAFT HEINZ	3	No	No
BASIC		Unit Type		Severity		Description		Out of Service	
Hours-Of-Servce Compliance		Truck Tractor		2		395.8E1:Making, or permitting a driver to make, a false re		No	
Hours-Of-Servce Compliance		Truck Tractor		1		395.22G:Portable ELD not mounted in a fixed position and v		No	

Inspection History ToC							
Inspection Date	Report Number	Report State	Plate Number	Plate State	Type	Severity Weight	Time Weight
10/09/2024	HP03053129	KS	ZP03813	CA	Truck Tractor		3
4V4NC9EH1GN934606 - Power Unit - Hours-Of-Service Violation: 395.22GPortable ELD not mounted in a fixed position and visible to driver						1	
4V4NC9EH1GN934606 - Power Unit - Hours-Of-Service Violation: 395.8E1Making, or permitting a driver to make, a false report regarding duty status (critical)						2	
Only the first 20 inspections are shown. See the live report for more data.							