



Table of Contents

1. Overview	2. BASIC Scores History
3. BASIC Measures	4. KPI: BASIC Measures by Cargo Group
5. Estimated ISS Score	6. Investigation Results
7. Penalties History	8. Acute Critical Violations
9. Red Flag Violation Details	10. DOT Registration Information
11. DOT MCS-150 History	12. Crash Summary
13. Inspection Summary	14. KPI: Inspection Viol OOS Rates by Cargo Group
15. FHWA Registration Information	16. FHWA Insurance Information
17. FHWA Authorities	18. Severe Violations
19. Violation Report	20. Violation Summary
21. Violation Enforcement Chronology	22. Inspection Violations & OOS Counts
23. Radius Of Operation	24. Inspection & Crash Locations
25. Cargo Hot Spots	26. Inspection Violations & OOS Chronology
27. Percent of Insp & Crash by State	28. VIN Insp Summary by State
29. Violations By Unit Type	30. Equipment Ownership
31. Equipment Details	32. Vehicle Age
33. States of Power Unit Registrations	34. Equipment Acquisitions
35. Driver Details	36. Shared VIN Summary
37. Shipper Table	38. Safety Summary
39. Safety Details	40. Crash Detail Color Coded
41. Inspections with Shared Equipment	42. Inspection Tabular Details
43. Inspection Summary By Month	44. VIN Inspection Violation Details
45. Inspection History	



Business Address

1497 BUTTE HOUSE RD APT 48
YUBA CITY, CA
95993

Contact Info

(551)-697-4187
ASHWANIPAUR83@GMAIL.COM

FHWA Address

1497 BUTTE HOUSE RD APT 48
YUBA CITY, CA, 95993
Phone: (551)-697-4187

Mailing Address

1497 BUTTE HOUSE RD APT 48
YUBA CITY, CA
95993-2707

Overview ToC

Operating Status: SAFER is being slow or unavailable
One other company viewed this DOT in the past two months
Crash/PU ratio: 0.0%
Clean Inspection ratio: 25.0%

Estimated BASIC Scores (as of 12/27/2024)

	Unsafe Driving	Hours of Service	Driver Fitness	Controlled Sub. and Alcohol	Vehicle Maintenance	HM Compliance	Crash
Relative Scores	0% ○	0% ⬆	0% ○	0% ○	0% ⊖	0% ○	0% ○
Alert Status	No	No	No	No	No	No	No



Estimated Inspection Selection System (ISS) Score: 3
Category: Pass

BASIC Scores History - Unsafe Driving ToC

There are no Scores for this BASIC

BASIC Scores History - Hours of Service ToC

There are no Scores for this BASIC

BASIC Scores History - Driver Fitness ToC

There are no Scores for this BASIC

BASIC Scores History - Controlled Substance ToC

There are no Scores for this BASIC



BASIC Scores History - Vehicle Maintenance ToC

There are no Scores for this BASIC

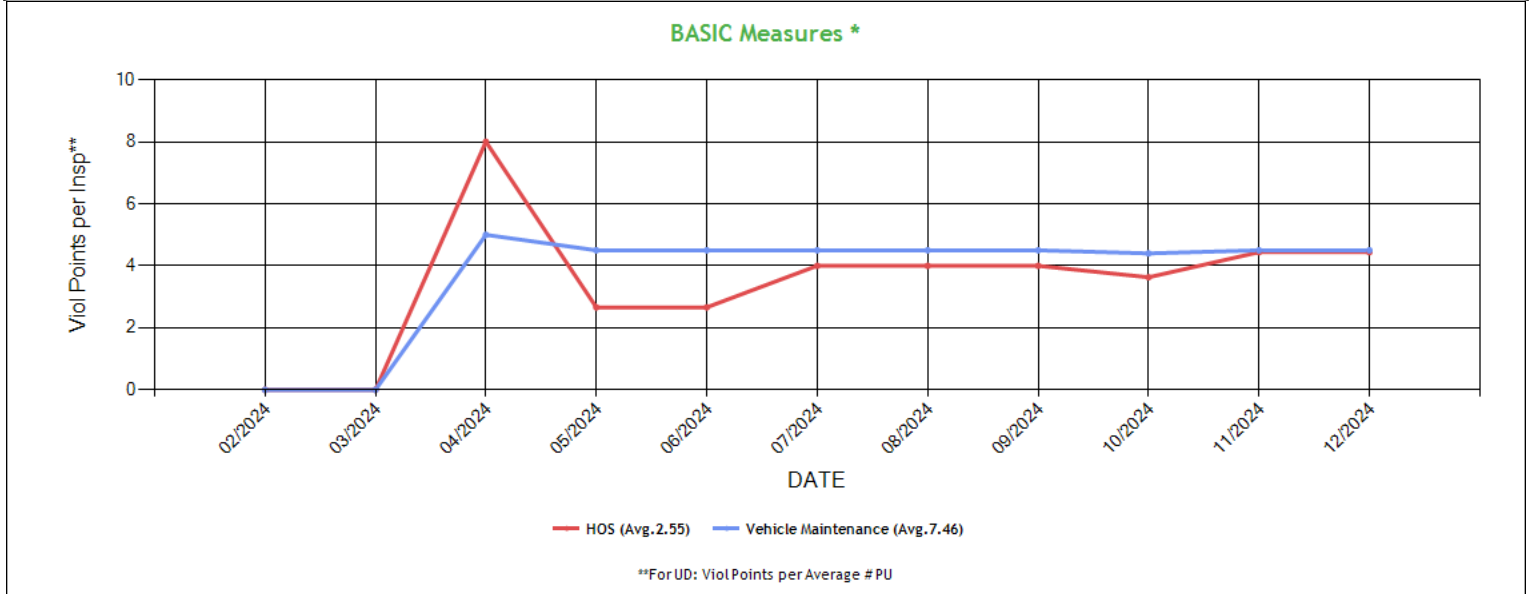
BASIC Scores History - Crash ToC

There are no Scores for this BASIC

BASIC Scores History - Hazmat ToC

There are no Scores for this BASIC

BASIC Measures: Violation Points per Inspection Trends ToC



* BASIC Measures are the absolute SMS scores that are compared within each Safety Event Group to determine the BASIC Score percentiles. Averages based on fleets with 1-5 power units.



BASIC Measures * - Table ToC

UD-Unsafe Driving, HOS-Hours of Service, DF-Driver Fitness, CS-Controlled Substances, VM-Vehicle Maintenance

Date	UD Measure	UD AC	UD with Viol	HOS Measure	HOS AC	HOS with Viol	DF Measure	DF AC	DF with Viol	CS Measure	CS AC	CS with Viol	VM Measure	VM AC	VM with Viol
12/2024	0.00	N	0	4.44	N	2	0.00	N	0	0.00	N	0	4.50	N	2
11/2024	0.00	N	0	4.44	N	2	0.00	N	0	0.00	N	0	4.50	N	2
10/2024	0.00	N	0	3.63	N	2	0.00	N	0	0.00	N	0	4.40	N	2
09/2024	0.00	N	0	4.00	N	2	0.00	N	0	0.00	N	0	4.50	N	2
08/2024	0.00	N	0	4.00	N	2	0.00	N	0	0.00	N	0	4.50	N	2
07/2024	0.00	N	0	4.00	N	2	0.00	N	0	0.00	N	0	4.50	N	2
06/2024	0.00	N	0	2.66	N	1	0.00	N	0	0.00	N	0	4.50	N	2
05/2024	0.00	N	0	2.66	N	1	0.00	N	0	0.00	N	0	4.50	N	2
04/2024	0.00	N	0	8.00	N	1	0.00	N	0	0.00	N	0	5.00	N	1
03/2024	0.00	N	0	0.00	N	0	0.00	N	0	0.00	N	0	0.00	N	0
02/2024	0.00	N	0	0.00	N	0	0.00	N	0	0.00	N	0	0.00	N	0

* BASIC Measures are the absolute SMS scores that are compared within each Safety Event Group to determine the BASIC Score percentiles.

KPI: BASIC Measures by Fleet Size and Cargo Group ToC

Fleet Size: 1-5 PUs

Cargo Group (Companies)	Unsafe Driving		Hours of Service		Driver Fitness		Controlled Substance		Vehicle Maintenance		HM Compliance		Crash	
	Avg.	Comp. to Avg.	Avg.	Comp. to Avg.	Avg.	Comp. to Avg.	Avg.	Comp. to Avg.	Avg.	Comp. to Avg.	Avg.	Comp. to Avg.	Avg.	Comp. to Avg.
Bulk Goods (251965)	0.77	Better	0.23	Worse	0.13	Better	0.01	Better	1.72	Worse	0.01	Better	0.06	Better
General Freight (487017)	0.79	Better	0.23	Worse	0.20	Better	0.02	Better	1.90	Worse	0.01	Better	0.06	Better
Refrigerated (65131)	1.52	Better	0.56	Worse	0.16	Better	0.02	Better	2.62	Worse	0.01	Better	0.11	Better
SOHANG TRANS LLC	0.00		4.44		0.00		0.00		4.50		0.00		0.00	

Estimated ISS Score: 3 Pass ToC About the Inspection Selection System

Estimated ISS Score History - Table ToC

Date	Estimated ISS Score	Recommendation	Algorithm
12/27/2024	3	Pass	Safety Algorithm
11/29/2024	3	Pass	Safety Algorithm
10/25/2024	3	Pass	Safety Algorithm
09/27/2024	4	Pass	Safety Algorithm
08/30/2024	4	Pass	Safety Algorithm
07/26/2024	4	Pass	Safety Algorithm
06/28/2024	3	Pass	Safety Algorithm
05/31/2024	3	Pass	Safety Algorithm
04/26/2024	62	Optional Inspect	Insufficient Data Algorithm
03/29/2024	63	Optional Inspect	Insufficient Data Algorithm
02/23/2024	63	Optional Inspect	Insufficient Data Algorithm

Investigation Results ToC

No Investigations reported on FMCSA website



Penalties History [ToC](#)

There is a problem with the Penalties data on FMCSA website.

Acute Critical Violations (Based on Investigations as per CSA Methodology Appendix A) [ToC](#)

No Data

No red flag violations in the last 24 months

DOT Registration Information: The following information on this specific DOT # is from the Federal DOT (as of Operating Authority

DOT Registration: 02/02/2024		Total Power Units: 1	Total Trucks: 1	Total Trailers: 1	Total Passenger Vehicles: 0
Status	Entity Type	Organization Type	Nation	Total Cars	Drivers / CDL Drivers
A	C	-	US	0	2 / 2
MCS-150 Date	Op Codes	Shipper Op Codes	Shipper HazMat Op Codes	Latest Review Type	Latest Review Document Number(Date)
08/22/2024	A				()
MCS-150 Mileage (Year)	Record Update Date	Transports Hazmats	DOT Census Date	Recordable Accident Rate	Preventable Accident Rate
122,315 (2024)	08/22/2024	N	02/02/2024	0%	0%
MCS-151 Mileage	Safety Rating (Date)	SEA Accident	SEA Driver	SEA Vehicle	SEA Management
0	None (None)	0%	0%	0%	0%
Classification Codes		Cargo Carried (per MCS-150)			
Authorized-For-Hire		General Freight, Fresh Produce, Refrigerated foods			

DOT MCS-150 History [ToC](#)

(as of 09/10/2024 DOT census)

Census Date	MCS-150 Date	MCS-150 Mileage	VMT Year	Power Units	Drivers	Trailers	Company Rep1	Company Rep2	Email
9/10/2024	8/22/2024	122315	2024	1	2	-	ASHWANI KUMAR		ASHWANIPAU83@GMAIL.COM

Crash Summary Chart [ToC](#)**Crashes Summary - Chart** (based on all available crash data)

No Data

Crashes Summary - Table (based on all available crash data) [ToC](#)

	TOTAL	Last 6 months	7-12 months	13-18 months	19-24 months	25-30 months	30-36 months	37-41 months	42-48 months	Over 49 months
Total Reportable	0	0	0	0	0	0	0	0	0	0
Fatalities	0	0	0	0	0	0	0	0	0	0
Injuries	0	0	0	0	0	0	0	0	0	0
Tow Away	0	0	0	0	0	0	0	0	0	0
With Citations	0	0	0	0	0	0	0	0	0	0
Federal Recordable	0	0	0	0	0	0	0	0	0	0
Preventable	0	0	0	0	0	0	0	0	0	0
Crash per Pwr Unit	-	0.0%	0.0%	0.0%	0.0%	0.0%	0.0%	0.0%	0.0%	-



Inspection Summary ToC

The following inspection information is based on results for 24 months prior to: 01/11/2025. Please note that the total inspections number is not necessarily the total of the vehicle, driver and hazmat inspections, as one inspection may have included any combination of the below inspections.

Overall	Vehicle	Driver	Hazmat
(Please note that the total inspections number is not necessarily the total of the vehicle, driver and hazmat inspections, as one inspection may have included any combination of the below inspections) Total Inspections: 5 Total Out of Service: 2 Out of Service: 40% National Average: 20.82% Difference: 19.18%	Total Inspections: 2 Total Out of Service: 0 Out of Service: 0.00% National Average: 24.68% Difference: -24.68%	Total Inspections: 5 Total Out of Service: 2 Out of Service: 40.00% National Average: 6.67% Difference: 33.33%	Total Inspections: 0 Total Out of Service: 0 Out of Service: 0.00% National Average: 2.97% Difference: -2.97%

KPI: Inspection Viol OOS Rates by Cargo Group ToC

Cargo Group	OVERALL		VEHICLE		DRIVER		HAZMAT	
	Average	Compared to Average	Average	Compared to Average	Average	Compared to Average	Average	Compared to Average
Bulk Goods	24.23%	Worse	22.30%	Better	9.12%	Worse	0.16%	Better
General Freight	28.74%	Worse	24.98%	Better	12.59%	Worse	0.22%	Better
Refrigerated	22.83%	Worse	20.76%	Better	10.37%	Worse	0.08%	Better
SOHANG TRANS LLC	40.0%		0%		40.0%		0%	

FHWA Registration Information: The following data on this Motor Carrier is from the Federal Hwy Administration (as of 11/4/2024)

Docket Number	DOT Number	Company Name	DBA Name	Address	City	State	Country	ZIP Code
MC1614098	4189048	SOHANG TRANS LLC		1497 BUTTE HOUSE RD APT 48	YUBA CITY	CA	US	95993
Phone Number	Fax Number	Mail Address	Mail City	Mail State	Mail Contry	Mail ZIP Code	Mail Phone Number	Mail Fax Number
(551)-697-4187		1497 BUTTE HOUSE RD APT 48	YUBA CITY	CA	US	95993-2707		
Date of Last Change	Freight	Passenger	Household Goods	Active Authority	Pending Authority	Revocation Pending Authority		
11/4/2024	Y	N	N	/ Common /	/	/		

Insurance Required (as of 11/04/2024) ToC

Docket Number	Insurance Type	Insurance Required	Insurance on File
MC1614098	BIPD	\$750k	\$750k
MC1614098	Cargo	No	No
MC1614098	Bond	No	No

Active / Pending Insurance (as of 11/04/2024)

Docket Number	Form	Type	Insurance Carrier	Policy/Surety	Coverage From	Coverage To	Required	On File	Effective Date	Cancel Date
MC1614098	91X	BIPD/Primary	SECURITY NATIONAL INSURANCE CO.	SMC1818851	\$0k	\$750k	\$750k	\$750k	02/14/2024	02/14/2025



Insurance History (as of 11/04/2024)

No Data for Insurance History (as of 11/04/2024)

FHWA Authorities (as of 11/04/2024) ToC

Docket#	L&I Name	Active Authority	Inactive Authority	Pending Authority	Revocation Pending Authority	Freight	Passenger	Household Goods
MC1614098	SOHANG TRANS LLC	Common /				Yes	No	No

Authority History (as of 11/04/2024)

Docket Number	Sub	Auth Type	Original Action	Disposition
MC1614098		COMMON	GRANTED 2/26/2024 12:00:00 AM	

Severe Violations (i.e. those with >= 8 points) - Chart ToC

No Data

Severe Violations (i.e. those with >= 8 points) - Table

No Data

Violation Report ToC

Inspection Date	Inspection State	BASIC	Violation Description	OOS	VIN	Severity Points
06/27/2024	OR	Hours-Of-Service	395.24 - HOS (ELD) - ELD FORM AND MANNER	No	3AKJHHDR8NSMZ4258	1
06/27/2024	OR	Hours-Of-Service	395.8K2HOSRC - HOS (MANNER) - DRIVER FAILED TO RETAIN A COPY OF EACH RECORD OF DUTY STATUS FOR THE PREVIOUS 7 CONSECUTIVE DAYS WHICH SHALL BE IN HIS/HER POSSESSION AND AVAILABLE	Yes	3AKJHHDR8NSMZ4258	5
05/05/2024	CA	Unsafe Driving	392.2 - Operating a commercial motor vehicle not in accordance with the laws, ordinances, and regulations of the jurisdiction in which it is being operated - Unsafe Driving	No	3AKJHHDR8NSMZ4258	0
05/05/2024	CA	Vehicle Maintenance	393.45B2 - Failing to secure brake hose/tubing against mechanical damage	No	3AKJHHDR8NSMZ4258	4
04/01/2024	OR	Vehicle Maintenance	392.2WC - Wheel (Mud) Flaps missing or defective	No	1UYVS2534L2975321	1
04/01/2024	OR	Vehicle Maintenance	393.45D - Brake connections with leaks/constrictions	No	1UYVS2534L2975321	4
04/01/2024	OR	Vehicle Maintenance	392.2WC - Wheel (Mud) Flaps missing or defective	No	1UYVS2534L2975321	1
04/01/2024	OR	Hours-Of-Service	395.8AELD - ELD - No record of duty status (ELD Required)	Yes	3AKJHHDR8NSMZ4258	5
04/01/2024	OR	Hours-Of-Service	395.8AELD - ELD - No record of duty status (ELD Required)	Yes	3AKJHHDR8NSMZ4258	5
04/01/2024	OR	Hours-Of-Service	395.22G - Portable ELD not mounted in a fixed position and visible to driver	No	3AKJHHDR8NSMZ4258	1

No filters were applied when generating this report, see the live report for more options.

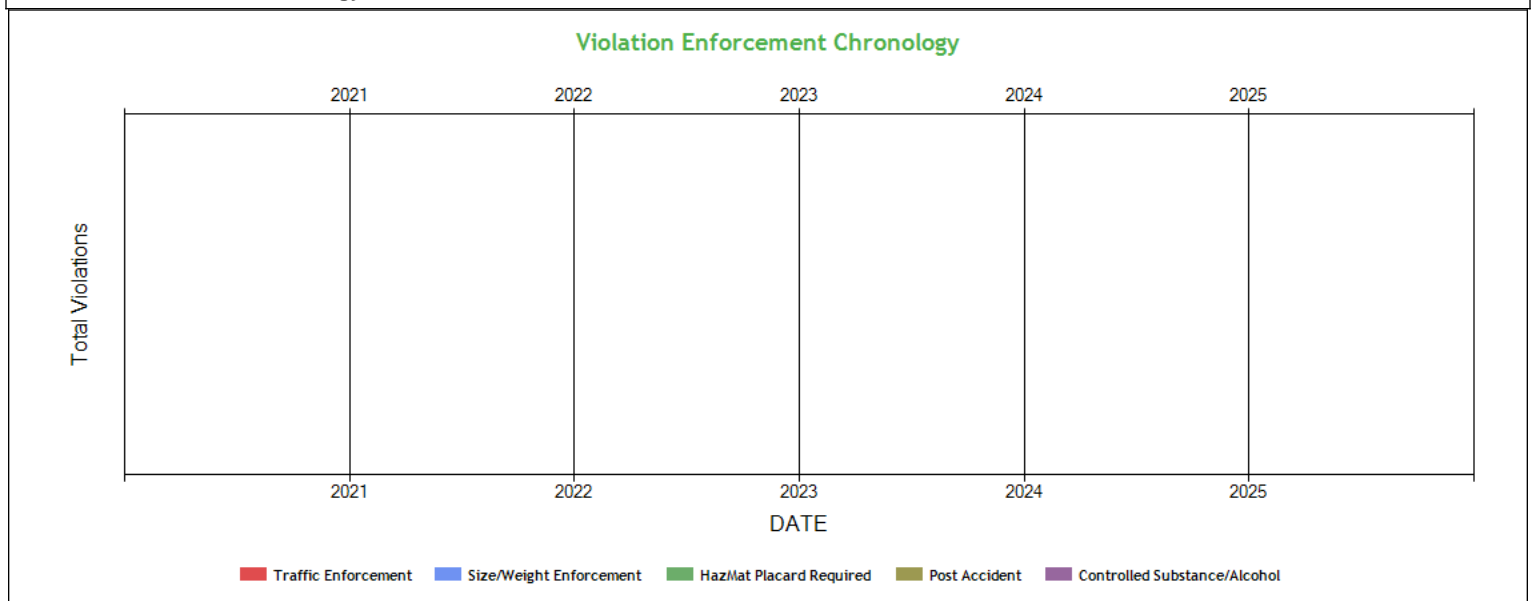


Violation Summary ToC

BASIC	Violation Group	Code	Description	# of Violations	# of OOS Violations	Severity Points
Hours-Of-Service (HOS) Compliance	Incomplete/Wrong Log	395.8K2HOSRC	HOS (MANNER) - DRIVER FAILED TO RETAIN A COPY OF EACH RECORD OF DUTY STATUS FOR THE PREVIOUS 7 CONSECUTIVE DAYS WHICH SHALL BE IN HIS/HER POSSESSION AND AVAILABLE	1	1	5
Hours-Of-Service (HOS) Compliance	Incomplete/Wrong Log	395.8AELD	ELD - No record of duty status (ELD Required)	2	2	5
Vehicle Maintenance	Brakes, All Others	393.45D	Brake connections with leaks/constrictions	1	0	4
Vehicle Maintenance	Brakes, All Others	393.45B2	Failing to secure brake hose/tubing against mechanical damage	1	0	4
Hours-Of-Service (HOS) Compliance	Other Log/Form & Manner	395.24	HOS (ELD) - ELD FORM AND MANNER	1	0	1
Hours-Of-Service (HOS) Compliance		395.22G	Portable ELD not mounted in a fixed position and visible to driver	1	0	1
Vehicle Maintenance	Windshield/ Glass/ Markings	392.2WC	Wheel (Mud) Flaps missing or defective	2	0	1
Unsafe Driving	Not used in SMS Calculation	392.2	Operating a commercial motor vehicle not in accordance with the laws, ordinances, and regulations of the jurisdiction in which it is being operated - Unsafe Driving	1	0	0

No filters were applied when generating this report, see the live report for more options.

Violation Enforcement Chronology - Chart ToC

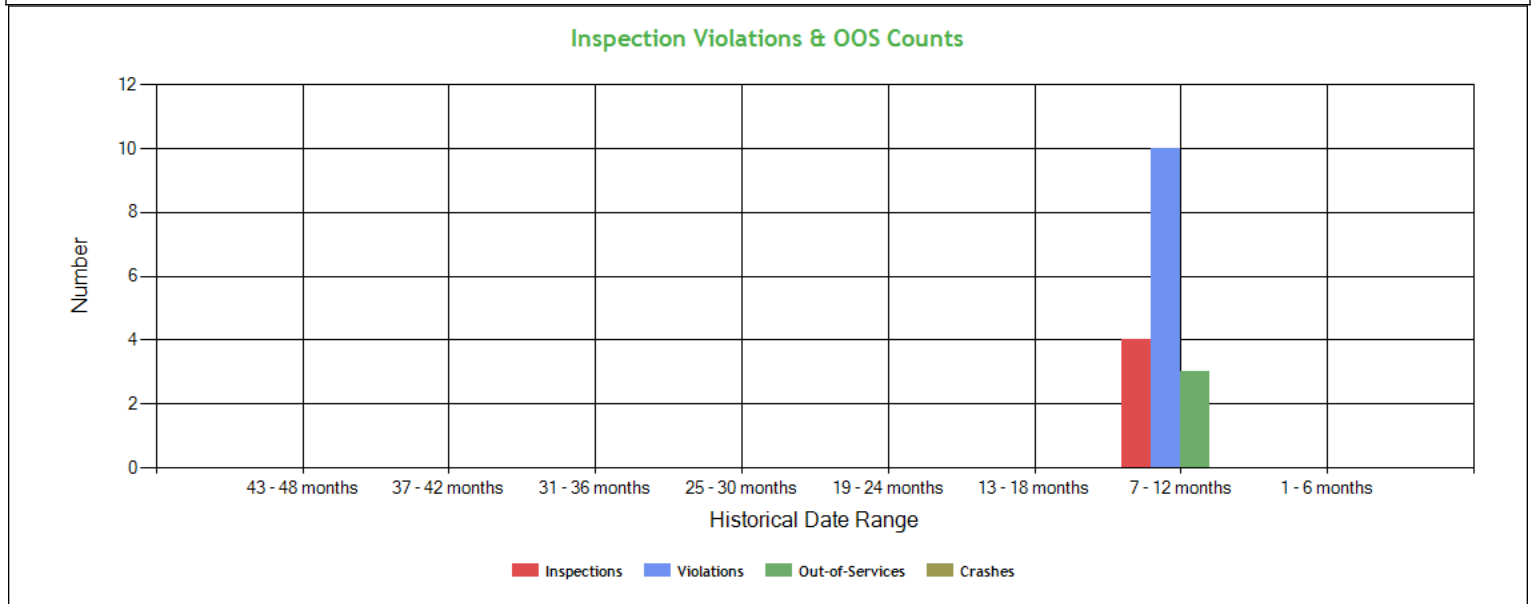




Violation Enforcement Chronology - Table ToC

	2021	2022	2023	2024	2025
Traffic Enforcement	0	0	0	0	0
Size/Weight Enforcement	0	0	0	0	0
HazMat Placard Required	0	0	0	0	0
Post Accident	0	0	0	0	0
Controlled Substance/Alcohol	0	0	0	0	0

Inspection Violations & OOS Counts - Chart ToC



Inspection Violations & OOS Counts - Table ToC

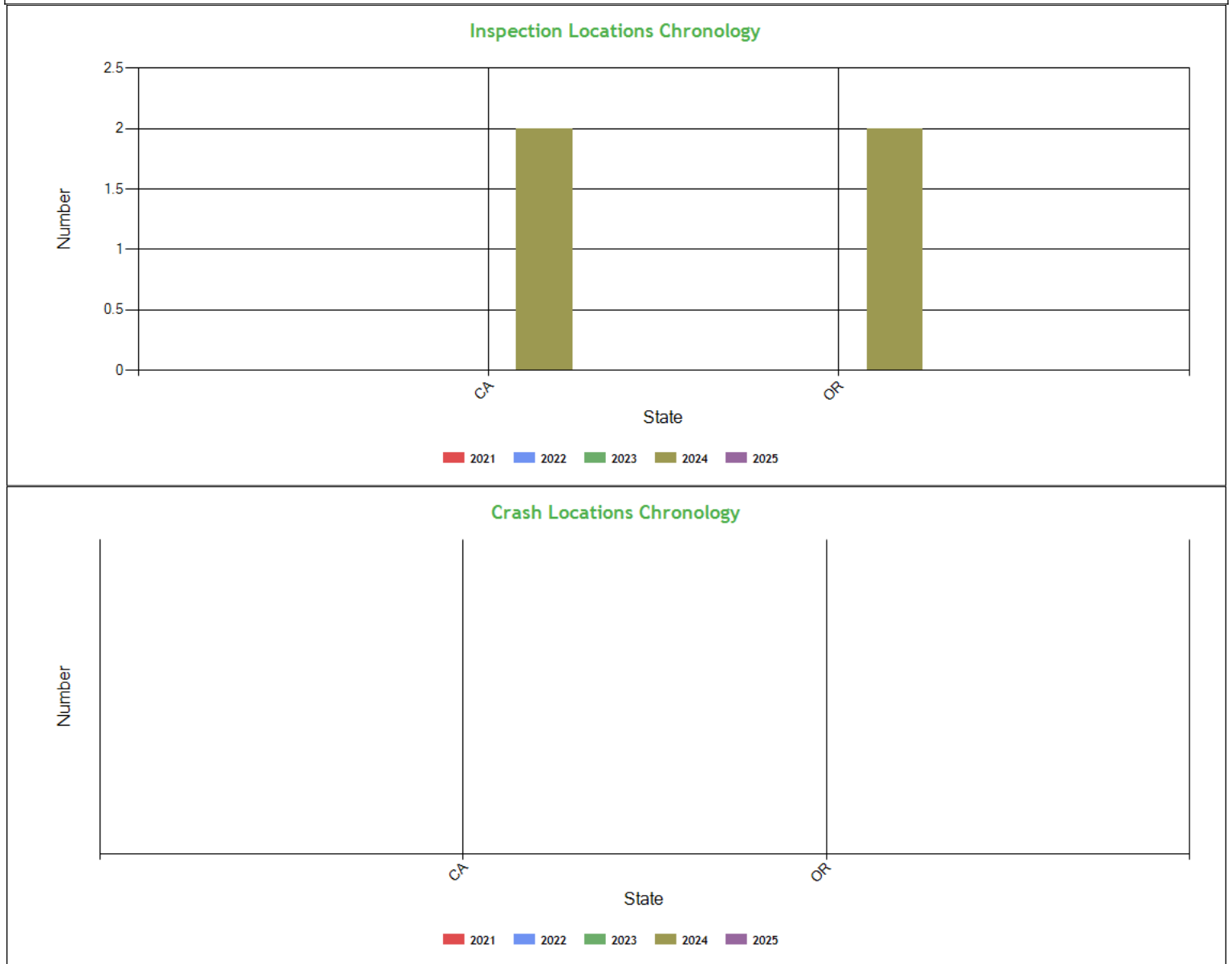
Date Range	Inspections	Violations	Out-of-Services	Crashes
TOTAL	4	10	3	0
1 - 6 months	0	0	0	0
7 - 12 months	4	10	3	0
13 - 18 months	0	0	0	0
19 - 24 months	0	0	0	0
25 - 30 months	0	0	0	0
31 - 36 months	0	0	0	0
37 - 42 months	0	0	0	0
43 - 48 months	0	0	0	0

Radius of Operation (based on Inspections and Crashes during the past 3 years) ToC

	Total	Drive between 0 and 50 miles radius	Drive between 51 and 200 miles radius	Drive between 201 and 300 miles radius	Drive between 301 and 400 miles radius	Drive between 401 and 500 miles radius	Drive between 501 and 600 miles radius	Drive beyond 600 miles radius
Power Units (i.e. unique VINs)	1	0	0	0	0	0	0	1
Percent	100%	0%	0%	0%	0%	0%	0%	100%



Inspection & Crash Locations - Chart ToC



Inspection & Crash Locations - Table ToC

State	Inspections					Violations					Out-of-Services					Crashes				
	2021	2022	2023	2024	2025	2021	2022	2023	2024	2025	2021	2022	2023	2024	2025	2021	2022	2023	2024	2025
TOTAL	0	0	0	4	0	0	0	0	10	0	0	0	0	3	0	0	0	0	0	0
CA	0	0	0	2	0	0	0	0	2	0	0	0	0	0	0	0	0	0	0	0
OR	0	0	0	2	0	0	0	0	8	0	0	0	0	3	0	0	0	0	0	0

Hot Spot Summary ToC

Year	Month	Level 5	Level 5 %	Level 4	Level 4 %	Level 3	Level 3 %	Level 2	Level 2 %	Level 1	Level 1 %	Level 0	Level 0 %	Levels 1 - 5	Levels 1 - 5 %
------	-------	---------	-----------	---------	-----------	---------	-----------	---------	-----------	---------	-----------	---------	-----------	--------------	----------------



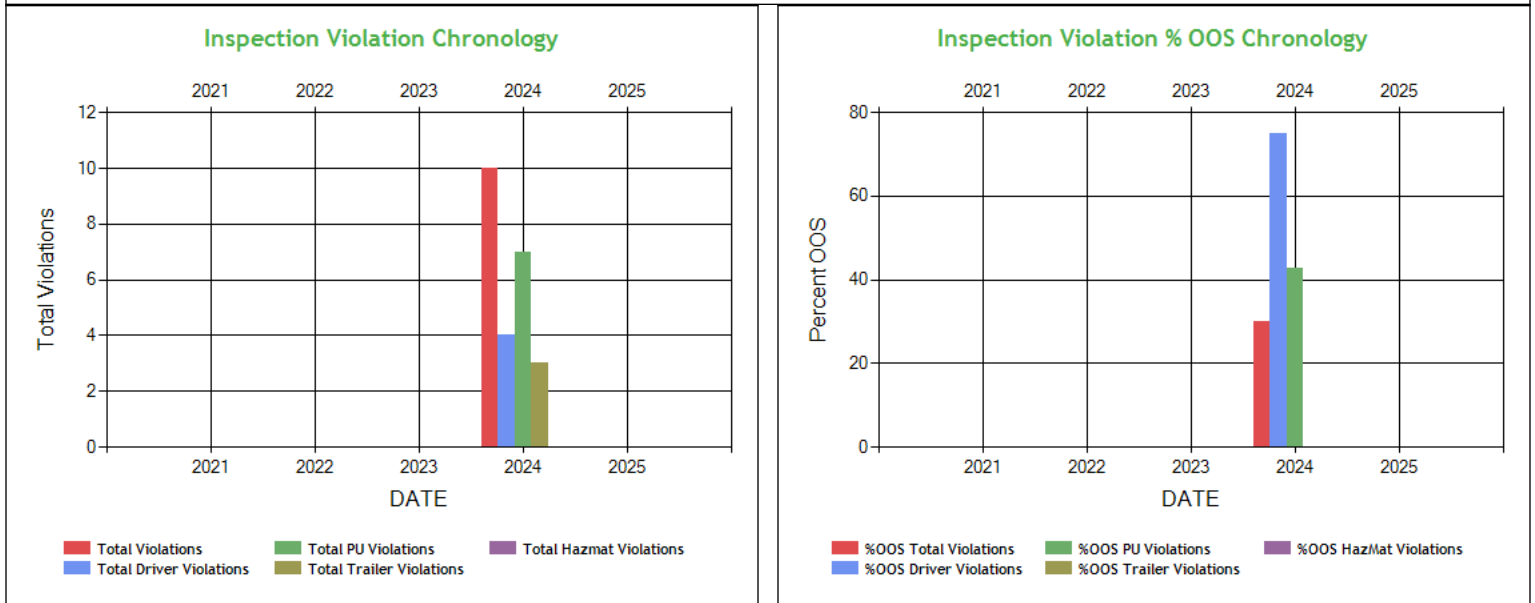
2024	June (Partial)	0	0.00%	0	0.00%	0	0.00%	0	0.00%	0	0.00%	1	25.00%	0	0.00%
2024	May	0	0.00%	0	0.00%	0	0.00%	1	25.00%	0	0.00%	0	0.00%	1	25.00%
2024	April	1	25.00%	0	0.00%	0	0.00%	0	0.00%	0	0.00%	1	25.00%	1	25.00%
Totals		1	25.00%	0	0.00%	0	0.00%	1	25.00%	0	0.00%	2	50.00%	2	50.00%

Hot Spot Analysis

State	County	Level	Count	Percentage
CA	Los Angeles	5	1	25.00%
CA	Tehama	2	1	25.00%

Report generated using the last 12 full months of inspection data

Inspection Violation % OOS Chronology - Chart [ToC](#)

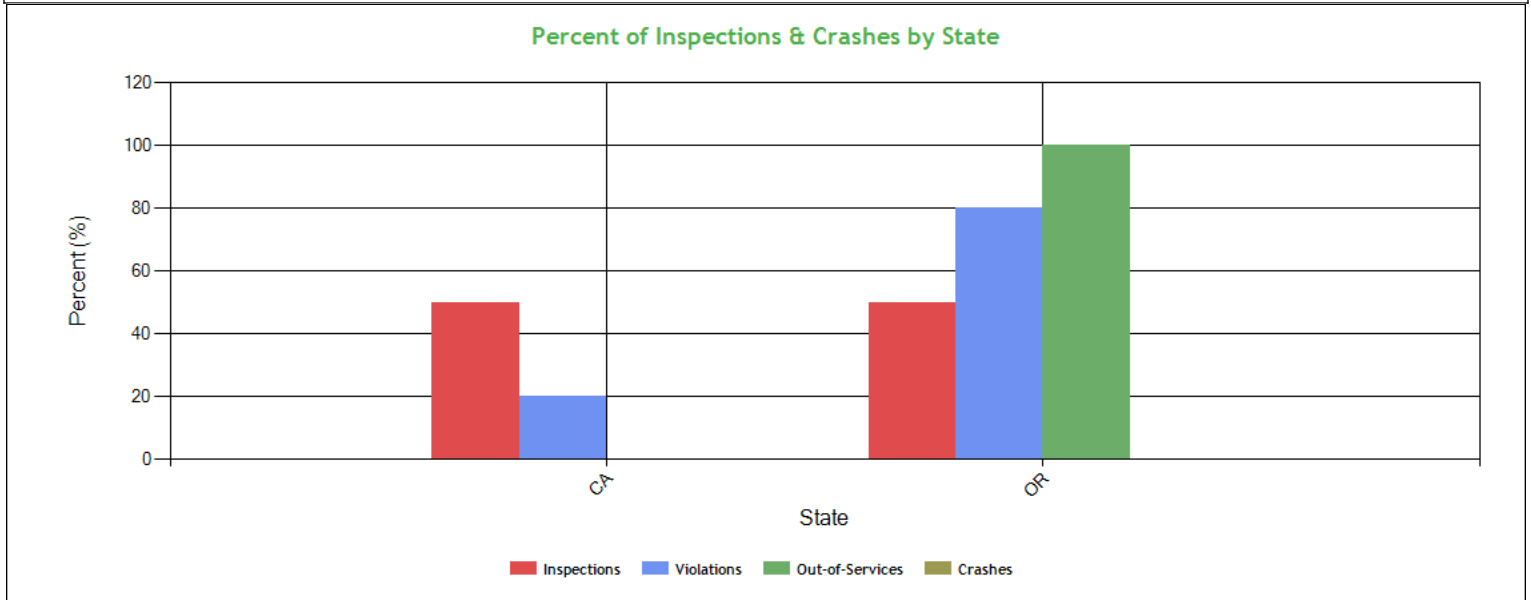


Inspection Violation % OOS Chronology - Table [ToC](#)

	2021	2022	2023	2024	2025
Total Violations	0	0	0	10	0
Total Out Of Services	0	0	0	3	0
%OOS Total Violations	0	0	0	30.0	0
Total Driver Violations	0	0	0	4	0
Total Driver Out Of Services	0	0	0	3	0
%OOS Driver Violations	0	0	0	75.00	0
Total PU Violations	0	0	0	7	0
Total PU Out Of Services	0	0	0	3	0
%OOS PU Violations	0	0	0	42.86	0
Total Trailer Violations	0	0	0	3	0
Total Trailer Out Of Services	0	0	0	0	0
%OOS Trailer Violations	0	0	0	0	0
Total Hazmat Violations	0	0	0	0	0
Total Hazmat Out Of Services	0	0	0	0	0
%OOS HazMat Violations	0	0	0	0	0



Percent of Insp & Crash by State - Chart ToC



Percent of Insp & Crash by State - Table (based on Inspection data from the last 4 years) ToC

State	Inspections		Violations		Out-of-Services		Crashes	
	Total	Percent	Total	Percent	Total	Percent	Total	Percent
	4	100	10	100	3	100	0	100
CA	2	50	2	20	0	0	0	0
OR	2	50	8	80	3	100	0	0

VIN Insp Summary by State (based on inspection from the last 2 years) ToC

VIN	Insp	Viol Pts	Counts in each State			
			CA		OR	
			Insp	Viol Pts	Insp	Viol Pts
TOTALS	8/42*	4/27**	2	4	2	23
3AKJHHDR8NSMZ4258	4	21	2	4	2	17
1UYVS2534L2975321	1	6	0	0	1	6

*<Total number of inspections for these 2 VIN(s)>/n<Total number of inspections for these 2 state(s)>

**<Total severity sum for these 2 VIN(s)>/n<Total severity sum for these 2 state(s)>

Violations By Unit Type ToC

of Violations: 10 Total Severity: 27 based on inspections in the last 2 years

Violation Unit: Driver	# of Violations: 4	Total Severity: 16	% of Total: 59.26%
Viol. Group: None	# of Violations: 2	Total Severity: 10	% of Total: 37.04%
Violation	Number of Occurrences	Viol. Severity	Total Severity
395.8AELD:ELD - No record of duty status (ELD Required)	2	5	10
Viol. Group: Incomplete/Wrong Log	# of Violations: 1	Total Severity: 5	% of Total: 18.52%
395.8K2HOSRC:HOS (MANNER) - DRIVER FAILED TO RETAIN A COPY OF E	1	5	5
Viol. Group: Other Log/Form & Manner	# of Violations: 1	Total Severity: 1	% of Total: 3.7%
395.24:HOS (ELD) - ELD FORM AND MANNER	1	1	1
Violation Unit: Power Unit	# of Violations: 3	Total Severity: 5	% of Total: 18.52%
Viol. Group: Brakes All Others	# of Violations: 1	Total Severity: 4	% of Total: 14.81%
Violation	Number of Occurrences	Viol. Severity	Total Severity



393.45B2:Failing to secure brake hose/tubing against mechan	1	4	4
Viol. Group: None	# of Violations: 1	Total Severity: 1	% of Total: 3.7%
395.22G:Portable ELD not mounted in a fixed position and v	1	1	1
Viol. Group: Not used in SMS Calculation	# of Violations: 1	Total Severity: 0	% of Total: 0%
392.2:Operating a commercial motor vehicle not in accord	1	0	0
Violation Unit: Trailer	# of Violations: 3	Total Severity: 6	% of Total: 22.22%
Viol. Group: Brakes All Others	# of Violations: 1	Total Severity: 4	% of Total: 14.81%
Violation	Number of Occurrences	Viol. Severity	Total Severity
393.45D:Brake connections with leaks/constrictions	1	4	4
Viol. Group: Windshield/ Glass/ Markings	# of Violations: 2	Total Severity: 2	% of Total: 7.41%
392.2WC:Wheel (Mud) Flaps missing or defective	2	1	2

Equipment Ownership **ToC**Equipment Ownership (based on MCS-150 dated 8/22/2024)

	Trucks	Tractors	Trailers	Motor Coaches	Vans
Owned	0	1	0	0	0
Term Leased	0	0	1	0	0
Trip Leased	0	0	0	0	0
Total No.	0	1	1	0	0

Equipment Details Power Units **ToC**

VIN	Latest Insp Date	Year	Make	Model	Body Class	Body Type	Axles	Len	Fuel Type
3AKJHHR8NS MZ4258	06/27/2024	2022	FREIGHTLINER	Cascadia	Truck-Tractor	-	-	-	-

Equipment Details Trailers

VIN	Latest Insp Date	Year	Make	Model	Body Class	Body Type	Axles	Len	Fuel Type
1UYVS2534L29 75321	06/27/2024	2020	UTILITY	Utility Trailer Manufacturer	Trailer	Van Trailer	2	53	-

Vehicle Age **ToC**

Year	# Power Units	PU Percentage	# Trailers	Trailres Percentage
2022	1	100.00%	0	0.00%
2020	0	0.00%	1	100.00%

Based on 24 months of inspection data, see the live report for more options

States of Power Unit Registrations **ToC**

State	CA	OR
Number of Power Units	1	1

Equipment Acquisitions - Table **ToC**

	Power Units inspected for 1st time in past 12 months	Power Units inspected for 1st time in past 24 months	Power Units inspected during entire date range	Trailers inspected for 1st time in past 12 months	Trailers inspected for 1st time in past 24 months	Trailers inspected during entire date range
Unique VINs	1	1	1	1	1	1
Unique License Plates	1	1	1	1	1	1
License Plate States	1	1	1	1	1	1



Driver Details ToC Driver Details (based on MCS-150 dated 8/22/2024)			
	Within 100 mi	Beyond 100 mi	TOTAL
# Drivers Interstate	0	2	2
# Drivers Intrastate	0	0	0
TOTAL	0	2	/
Avg. # Trip Lease Drivers/Mo: 0 # Drivers Grand Total: 2 # Drivers Commercially Licensed: 2			

Shared VIN Summary ToC

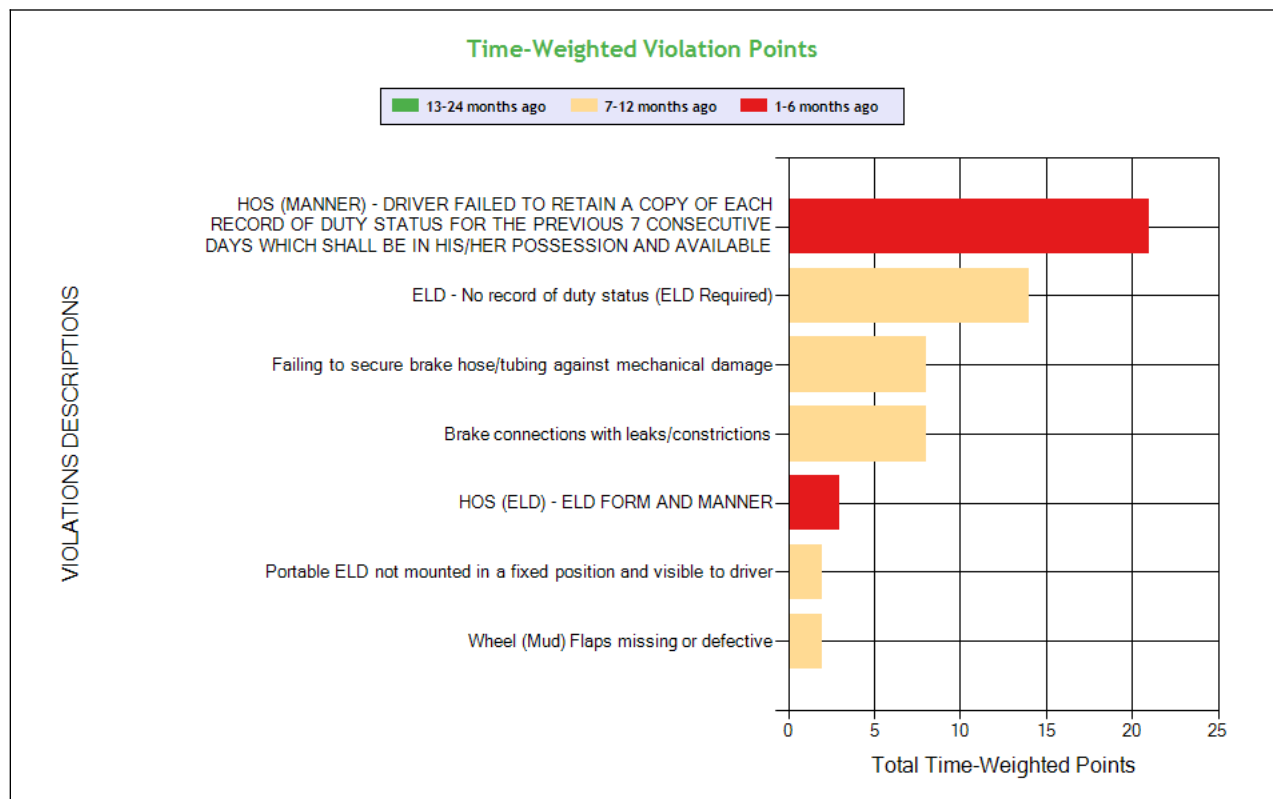
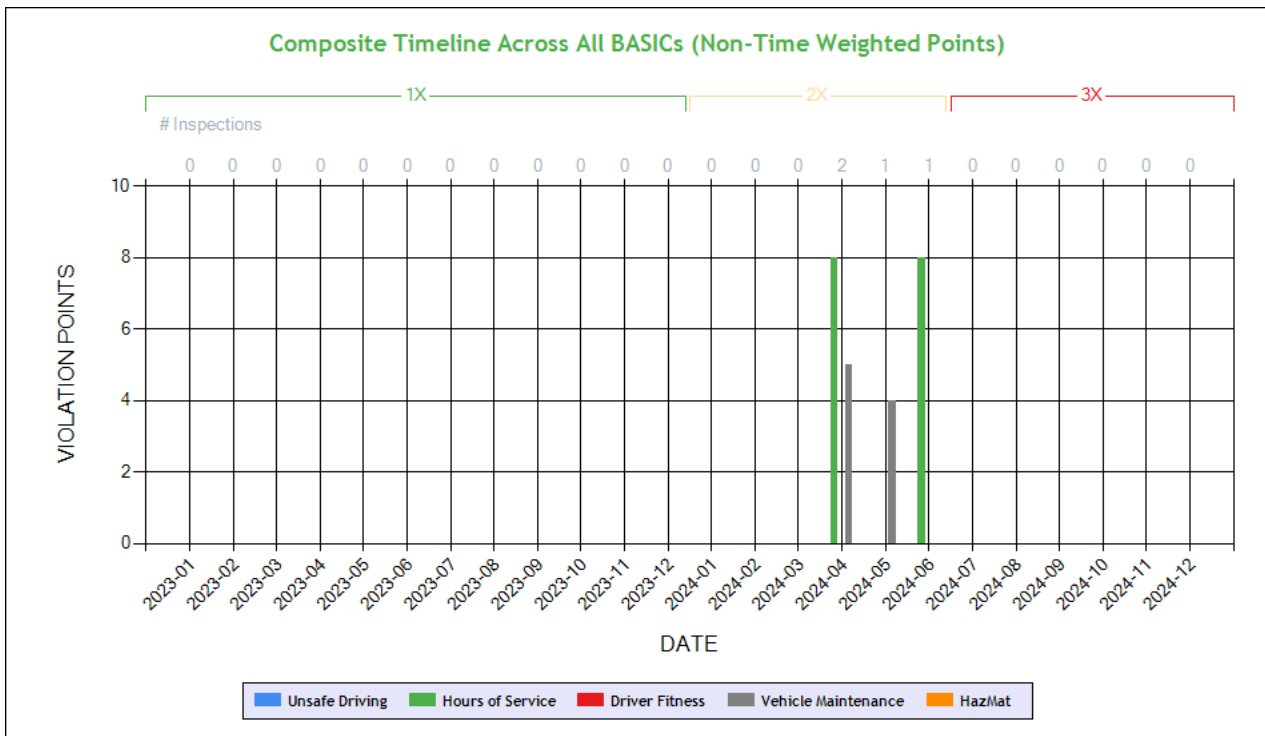
No Data

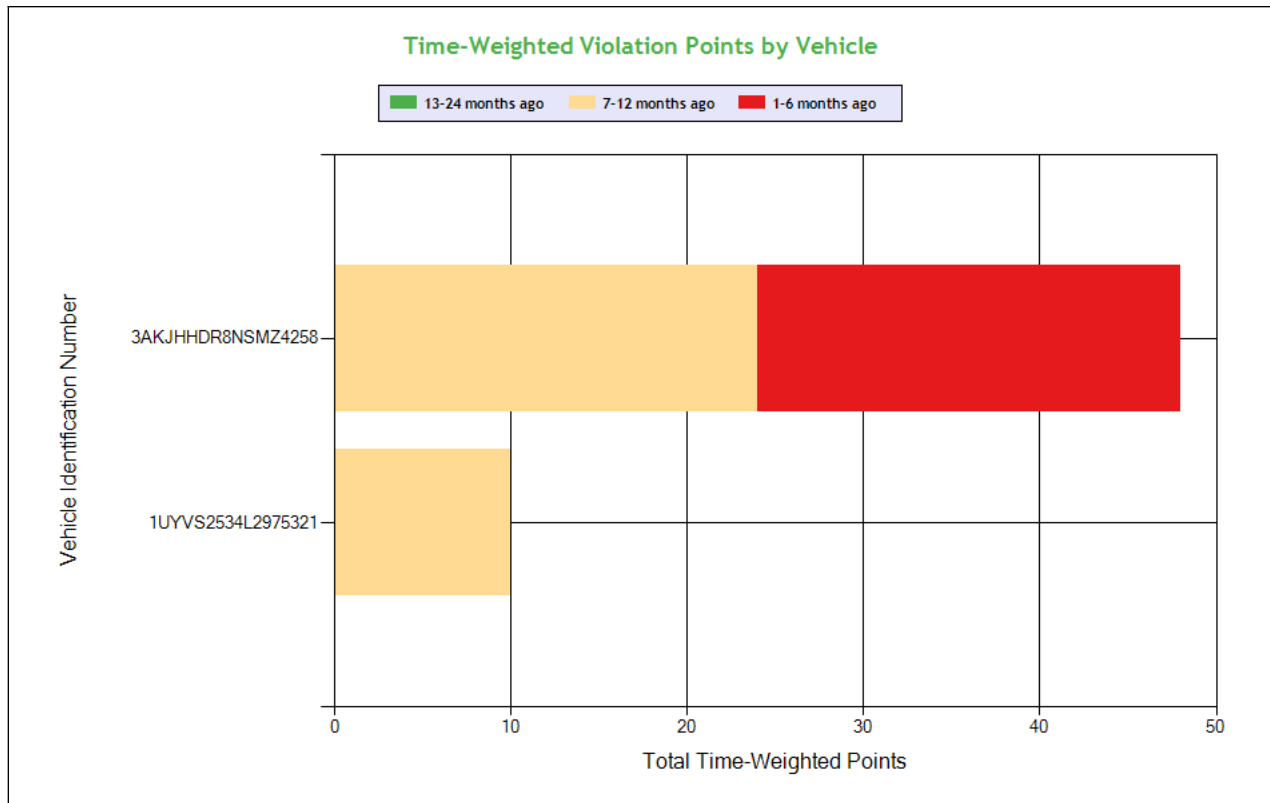
SHIPPERS DETAIL **ToC** based on Inspection results for the last 4 years

Shipper Name	Number of Inspections	Shipper Name	Number of Inspections
No Shipper listed	3	AMERICOLD	1



Carrier Underwriting Report Safety Summary ToC





See the Excel file for the complete analysis

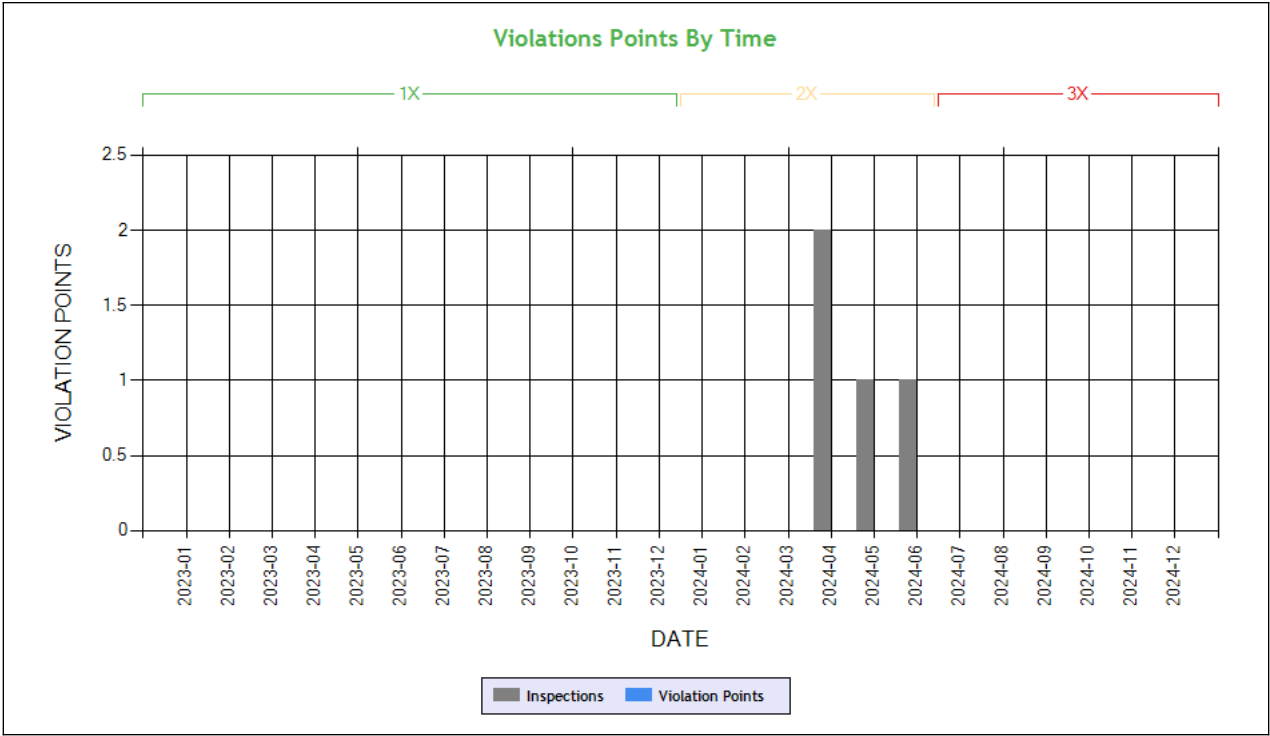
Violations is in (1-6/7-12/13-24mo)

Shaded = Out Of Service Violation									
Violation Group			Incomplete/Wrong Log	Brakes, All Others	Brakes, All Others		Windshield/ Glass/ Markings	Incomplete/Wrong Log	Other Log/Form & Manner
Violation Description	Total Time-weighted Points by VIN	% of Total Time-weighted Points by VIN	ELD - No record of duty status (ELD Required)	Failing to secure brake hose/tubing against mechanical damage	Brake connections with leaks/constrictions	Portable ELD not mounted in a fixed position and visible to driver	Wheel (Mud) Flaps missing or defective	HOS (MANNER) - DRIVER FAILED TO RETAIN A COPY OF EACH RECORD OF DUTY STATUS FOR THE PREVIOUS 7 CONSECUTIVE DAYS WHICH SHALL BE IN HIS/HER POSSESSION AND AVAILABLE	HOS (ELD) - ELD FORM AND MANNER
Driver Resp			Yes	Yes	No	Yes	Yes	Yes	Yes
Total Time-weighted Points			14	8	8	2	2	0	0
% Total Time-Wt Pts			41.18	23.53	23.53	5.88	5.88	0	0
3AKJHHDR8NSMZ4258	48	141.18	14 (0/1/0)	8 (0/1/0)		2 (0/1/0)		21 (1/0/0)	3 (1/0/0)
1UYVS2534L2975321	10	29.41			8 (0/1/0)		2 (0/1/0)		



SAFETY ANALYSIS ToC

Unsafe Driving

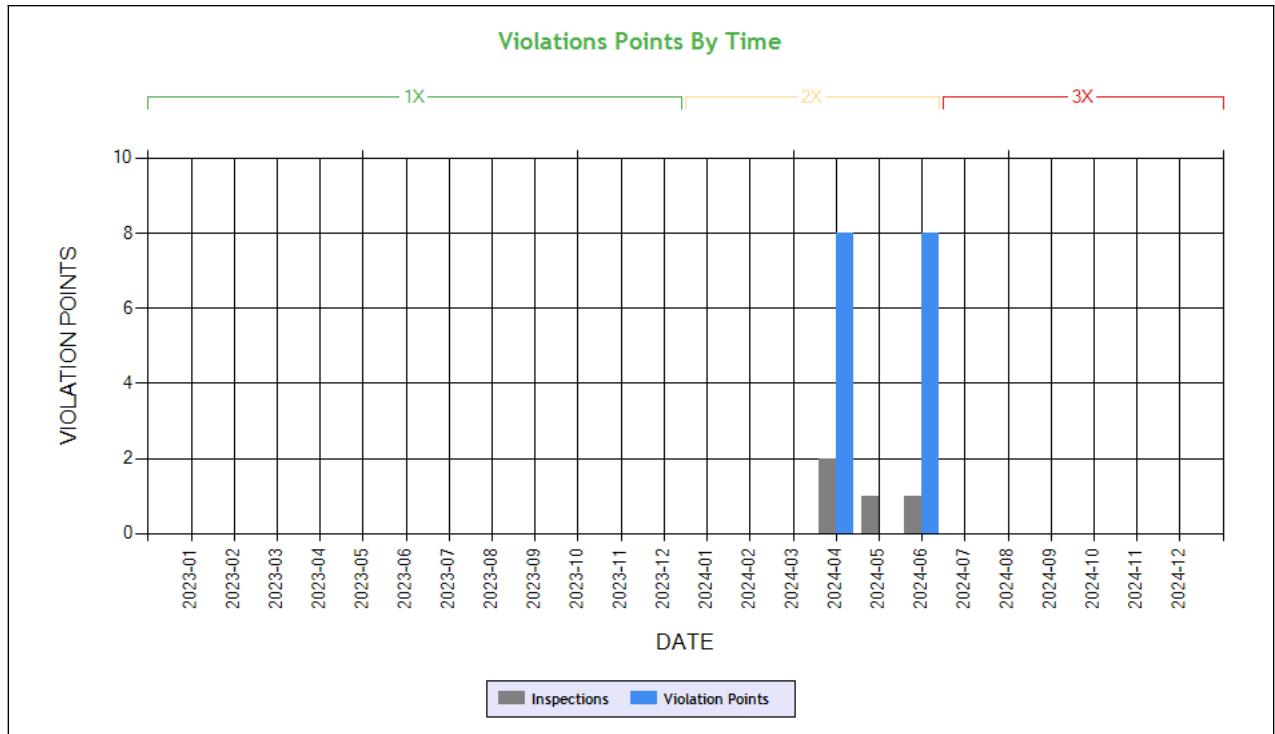


Time-Weighted Violation Points - no data available to draw a chart
Time-Weighted Severity Points by Vehicle - no data available to draw a chart

See the Excel file for the complete analysis # Violations is in (1-6/7-12/13-24mo)

Shaded = Out Of Service Violation		
Violation Group		
Violation Description	Total Time-weighted Points by VIN	% of Total Time-weighted Points by VIN
Driver Resp		
Total Time-weighted Points		
% Total Time-Wt Pts		

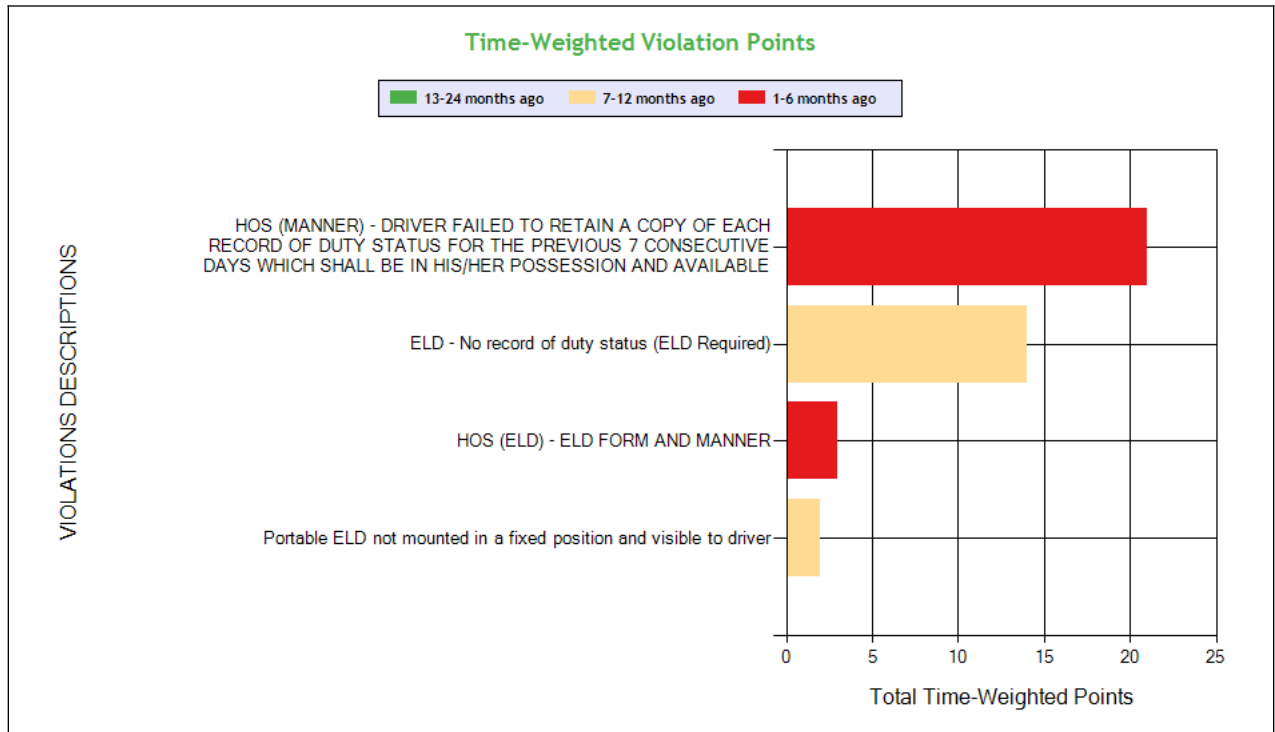
HOS Compliance



Carrier Software
 1-800-646-5152
 info@CarrierSoftware.com

CONFIDENTIAL - Intended for use by Amerigo Insurance Agency - Date: 1/12/2025

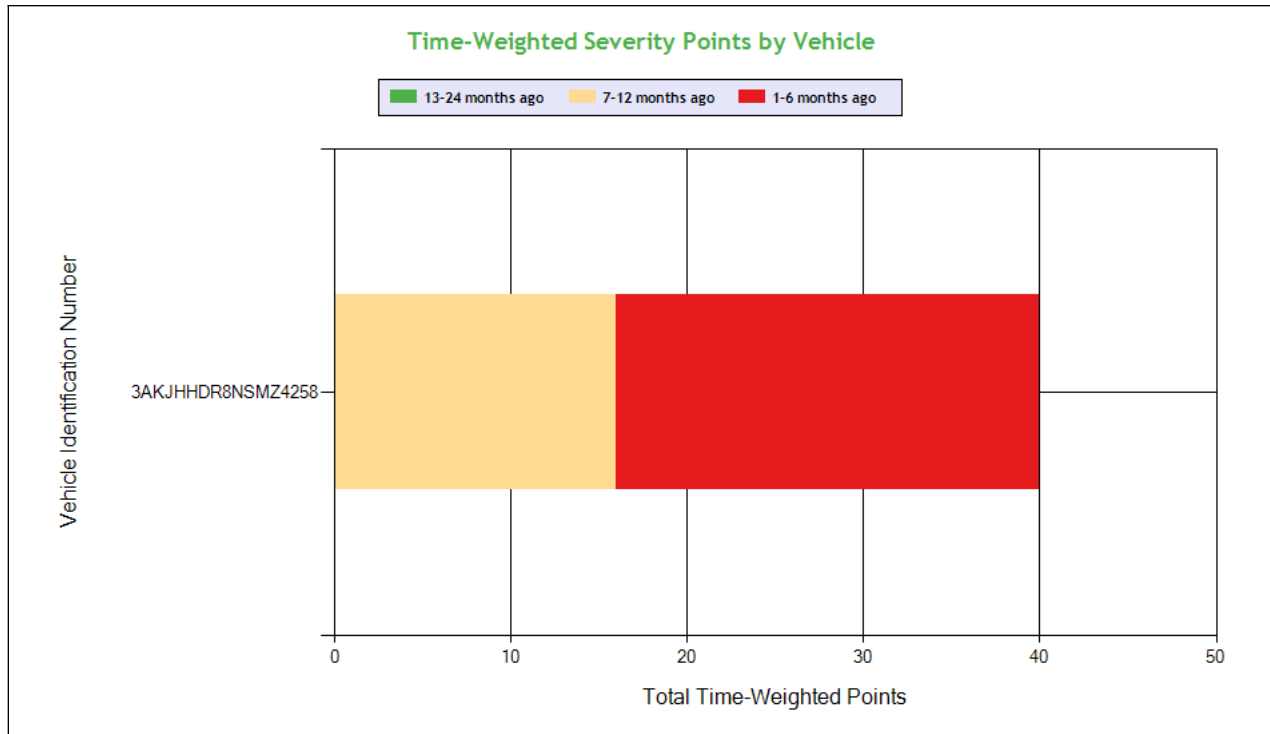
SOHANG TRANS LLC - DOT# 4189048 / MC1614098



See the Excel file for the complete analysis

Violations is in (1-6/7-12/13-24mo)

Shaded = Out Of Service Violation



Carrier Software
 1-800-646-5152
 info@CarrierSoftware.com

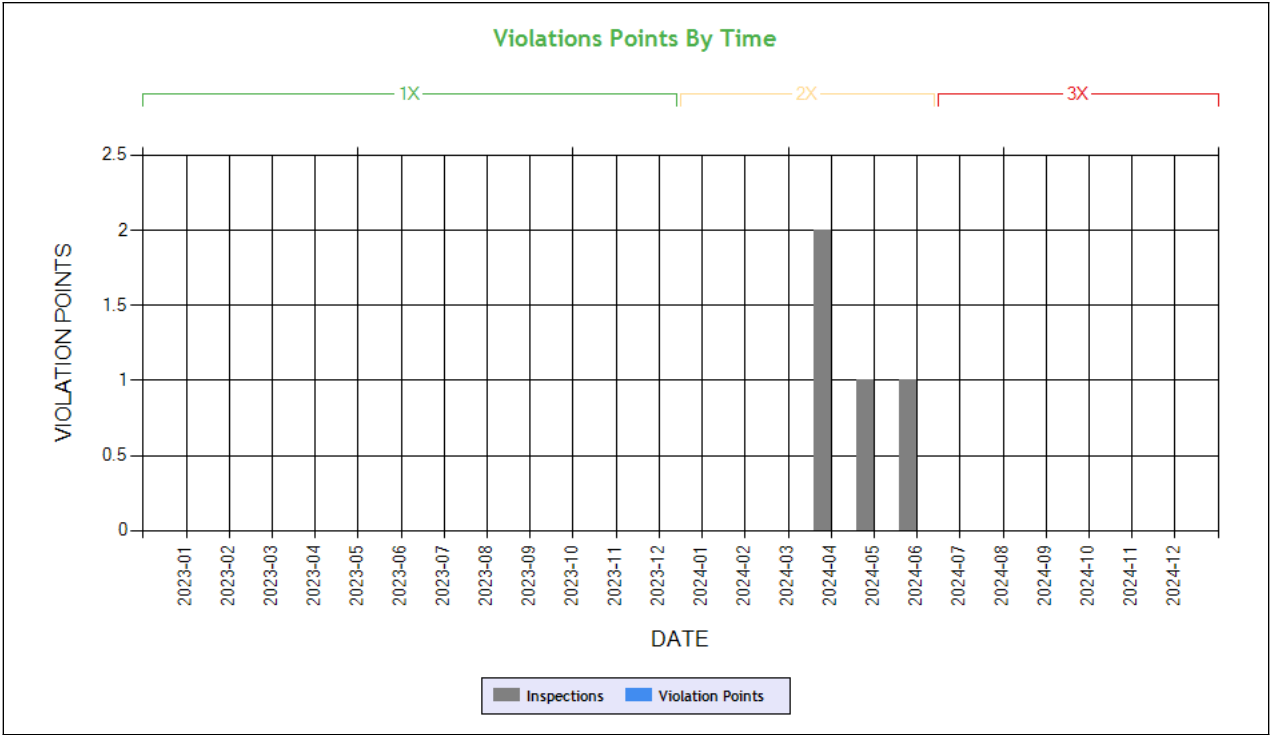
CONFIDENTIAL - Intended for use by Amerigo Insurance Agency - Date: 1/12/2025

SOHANG TRANS LLC - DOT# 4189048 / MC1614098

Violation Group			Incomplete/Wrong Log		Other Log/Form & Manner	Incomplete/Wrong Log
Violation Description	Total Time-weighted Points by VIN	% of Total Time-weighted Points by VIN	ELD - No record of duty status (ELD Required)	Portable ELD not mounted in a fixed position and visible to driver	HOS (ELD) - ELD FORM AND MANNER	HOS (MANNER) - DRIVER FAILED TO RETAIN A COPY OF EACH RECORD OF DUTY STATUS FOR THE PREVIOUS 7 CONSECUTIVE DAYS WHICH SHALL BE IN HIS/HER POSSESSION AND AVAILABLE
Driver Resp			Yes	Yes	Yes	Yes
Total Time-weighted Points			14	2	0	0
% Total Time-Wt Pts			87.50	12.50	0	0
3AKJHHDR8NSMZ4258	40	250.0	14 (0/1/0)	2 (0/1/0)	3 (1/0/0)	21 (1/0/0)



Driver Fitness



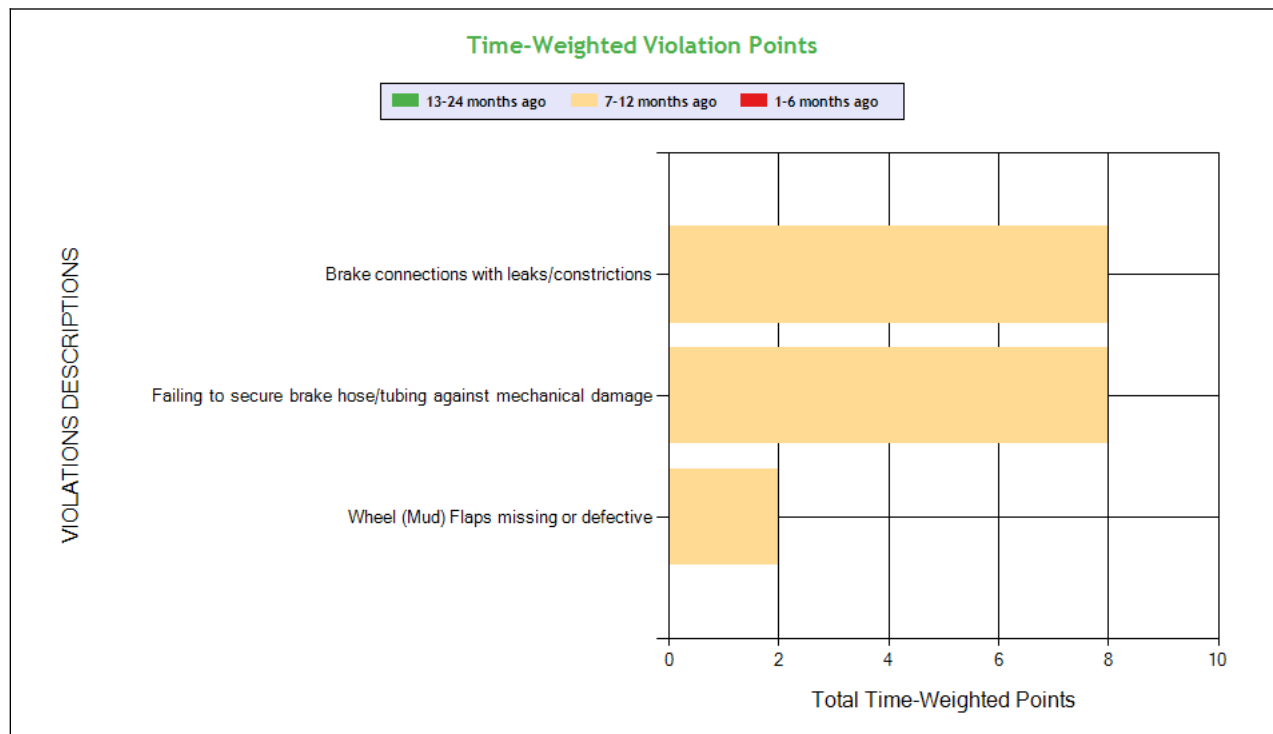
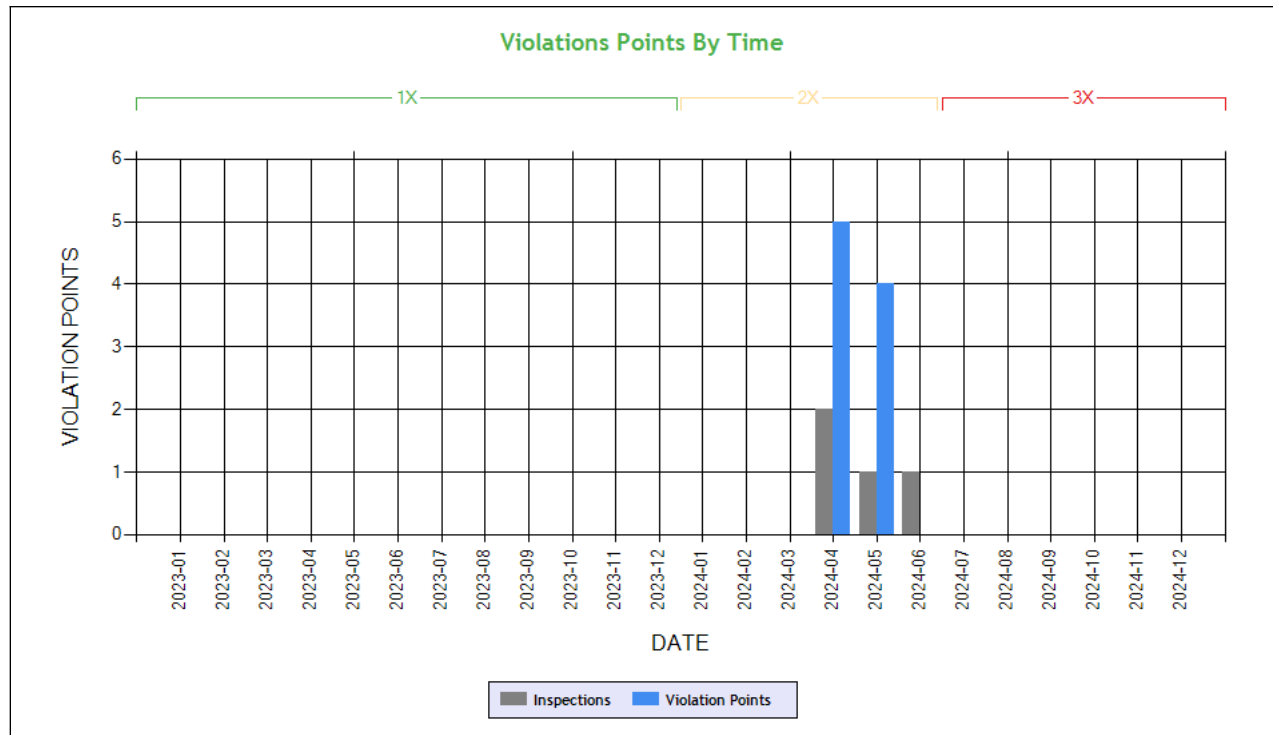
Time-Weighted Violation Points - no data available to draw a chart
Time-Weighted Severity Points by Vehicle - no data available to draw a chart

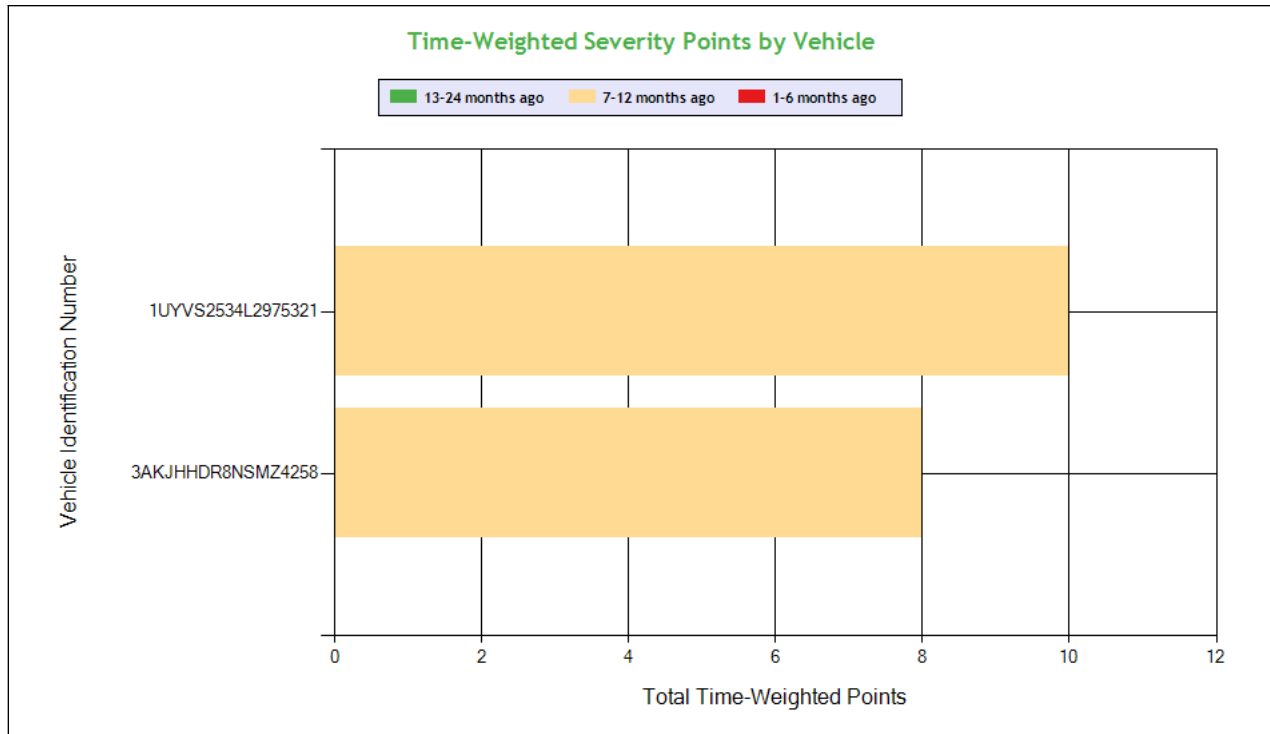
See the Excel file for the complete analysis # Violations is in (1-6/7-12/13-24mo)

Shaded = Out Of Service Violation		
Violation Group		
Violation Description	Total Time-weighted Points by VIN	% of Total Time-weighted Points by VIN
Driver Resp		
Total Time-weighted Points		
% Total Time-Wt Pts		



Vehicle Maintenance





Carrier Software
 1-800-646-5152
 info@CarrierSoftware.com

CONFIDENTIAL - Intended for use by Amerigo Insurance Agency - Date: 1/12/2025

SOHANG TRANS LLC - DOT# 4189048 / MC1614098

See the Excel file for the complete analysis

Violations is in (1-6/7-12/13-24mo)

Shaded = Out Of Service Violation					
Violation Group			Brakes, All Others	Brakes, All Others	Windshield/ Glass/ Markings
Violation Description	Total Time-weighted Points by VIN	% of Total Time-weighted Points by VIN	Failing to secure brake hose/tubing against mechanical damage	Brake connections with leaks/constrictions	Wheel (Mud) Flaps missing or defective
Driver Resp			Yes	No	Yes
Total Time-weighted Points			8	8	2
% Total Time-Wt Pts			44.44	44.44	11.11
1UYVS2534L2975321	10	55.56		8 (0/1/0)	2 (0/1/0)
3AKJHHDR8NSMZ4258	8	44.44	8 (0/1/0)		

COLOR CODED CRASH TABLE ToC

No crashes have been reported by the DOT on this Motor Carrier

INSPECTIONS WITH SHARED EQUIPMENT:

No Data



LEGEND
Vehicle Information
Inspection for DOT # being analyzed
Inspection for Different DOT #
Crash Information for specific VIN

INSPECTION DETAILS for ALL Inspections

PDF shows the first 100 Power Unit & Trailer VINs with most recent inspections using data from the last 4 years

POWER UNIT Inspections Section

VIN: 3AKJHHDR8NSMZ4258				Unit: Truck Tractor	Year: 2022	Make: FREIGHTLINER		
DOT No: 4189048		Docket No: MC1614098		Name: SOHANG TRANS LLC			Interstate: Yes	
Date	Unit License	Unit Lic State	Violation Unit	Violation Description		Severity	OOS	Citation
06/27/2024	YP98240	CA	D	395.24 - HOS (ELD) - ELD FORM AND MANNER		1	No	
06/27/2024	YP98240	CA	D	395.8K2HOSRC - HOS (MANNER) - DRIVER FAILED TO RETAIN A COPY OF EACH RECORD OF DUTY STATUS FOR THE PREVIOUS 7 CONSECUTIVE DAYS WHICH SHALL BE IN HIS/HER POSSESSION AND AVAILABLE		5	Yes	
05/05/2024	YP98240	CA	1	392.2 - Operating a commercial motor vehicle not in accordance with the laws, ordinances, and regulations of the jurisdiction in which it is being operated - Unsafe Driving		0	No	WARNING
05/05/2024	YP98240	CA	1	393.45B2 - Failing to secure brake hose/tubing against mechanical damage		4	No	
04/30/2024	YP98240	CA	-			-	-	-
04/01/2024	YP98240	CA	1	395.22G - Portable ELD not mounted in a fixed position and visible to driver		1	No	
04/01/2024	YP98240	CA	D	395.8AELD - ELD - No record of duty status (ELD Required)		5	Yes	
DOT No: 3141450				Docket No: MC99462		Name: THANDI TRANSPORT LLC		
						Interstate: Yes		
Date	Unit License	Unit Lic State	Violation Unit	Violation Description		Severity	OOS	Citation
02/26/2024	YP98240	CA	D	395.3A2PROP - Driving beyond 14 hour duty period (Property carrying vehicle) - Nominal Violation		1	Yes	
02/26/2024	YP98240	CA	D	395.8E - False report of drivers record of duty status		7	Yes	
02/05/2024	YP98240	CA	-			-	-	-
01/17/2024	YP98240	CA	-			-	-	-
11/30/2023	YP98240	CA	1	395.24D - Eld Cannot Transfer Eld Records Electronically		0	No	
11/30/2023	YP98240	CA	1	395.26B - Motor carrier failed to ensure that the ELD automatically recorded the required data elements.		1	No	
07/25/2023	YP98240	CA	-			-	-	-
DOT No: 3018538				Docket No: MC33074		Name: PURI TRANSPORT LLC		
						Interstate: Yes		
Date	Unit License	Unit Lic State	Violation Unit	Violation Description		Severity	OOS	Citation
01/18/2023	YP05300	CA	-			-	-	-
DOT No: 3508255				Docket No: MC1160363		Name: RAJA SAHIB TRUCKING LLC		
						Interstate: Yes		



Date	Unit License	Unit Lic State	Violation Unit	Violation Description	Severity	OOS	Citation
09/08/2022	YP05300	CA	-	-	-	-	-
08/13/2022	YP05300	CA	-	-	-	-	-
07/13/2022	YP05300	CA	D	396.17C - Operating a CMV without proof of a periodic inspection	4	No	
03/08/2022	YP05300	CA	-	-	-	-	-
12/30/2021	YP05300	CA	-	-	-	-	-
09/11/2021	YP05300	CA	-	-	-	-	-
05/12/2021	YP05300	CA	1	396.3A1LLEAK - A liquid fuel system with a dripping leak at any point.	3	Yes	
05/12/2021	YP05300	CA	D	383.25A1 - Operating on learner permit without a CDL holder	8	Yes	
05/12/2021	YP05300	CA	D	392.16 - Failing to use seat belt while operating CMV	7	No	1A0455901
05/12/2021	YP05300	CA	D	392.2C - Failure to obey traffic control device	5	No	1A0455901
05/12/2021	YP05300	CA	D	392.71A - Using or equipping a CMV with radar detector	5	No	
05/12/2021	YP05300	CA	D	395.8E - False report of drivers record of duty status	7	Yes	1A0455901

TRAILER Inspections Section

VIN: 3AKJHHDR8NSMZ4258		Unit: Truck Tractor		Year: 2022	Make: FREIGHTLINER		
DOT No: 4189048		Docket No: MC1614098		Name: SOHANG TRANS LLC		Interstate: Yes	
Date	Unit License	Unit Lic State	Violation Unit	Violation Description	Severity	OOS	Citation
06/27/2024	YP98240	CA	D	395.24 - HOS (ELD) - ELD FORM AND MANNER	1	No	
06/27/2024	YP98240	CA	D	395.8K2HOSRC - HOS (MANNER) - DRIVER FAILED TO RETAIN A COPY OF EACH RECORD OF DUTY STATUS FOR THE PREVIOUS 7 CONSECUTIVE DAYS WHICH SHALL BE IN HIS/HER POSSESSION AND AVAILABLE	5	Yes	
05/05/2024	YP98240	CA	1	392.2 - Operating a commercial motor vehicle not in accordance with the laws, ordinances, and regulations of the jurisdiction in which it is being operated - Unsafe Driving	0	No	WARNING
05/05/2024	YP98240	CA	1	393.45B2 - Failing to secure brake hose/tubing against mechanical damage	4	No	
04/30/2024	YP98240	CA	-	-	-	-	-
04/01/2024	YP98240	CA	1	395.22G - Portable ELD not mounted in a fixed position and visible to driver	1	No	
04/01/2024	YP98240	CA	D	395.8AELD - ELD - No record of duty status (ELD Required)	5	Yes	
DOT No: 3141450		Docket No: MC99462		Name: THANDI TRANSPORT LLC		Interstate: Yes	
Date	Unit License	Unit Lic State	Violation Unit	Violation Description	Severity	OOS	Citation
02/26/2024	YP98240	CA	D	395.3A2PROP - Driving beyond 14 hour duty period (Property carrying vehicle) - Nominal Violation	1	Yes	
02/26/2024	YP98240	CA	D	395.8E - False report of drivers record of duty status	7	Yes	
02/05/2024	YP98240	CA	-	-	-	-	-
01/17/2024	YP98240	CA	-	-	-	-	-
11/30/2023	YP98240	CA	1	395.24D - Eld Cannot Transfer Eld Records Electronically	0	No	
11/30/2023	YP98240	CA	1	395.26B - Motor carrier failed to ensure that the ELD automatically recorded the required data elements.	1	No	
07/25/2023	YP98240	CA	-	-	-	-	-
DOT No: 3018538		Docket No: MC33074		Name: PURI TRANSPORT LLC		Interstate: Yes	
Date	Unit License	Unit Lic State	Violation Unit	Violation Description	Severity	OOS	Citation
01/18/2023	YP05300	CA	-	-	-	-	-
DOT No: 3508255		Docket No: MC1160363		Name: RAJA SAHIB TRUCKING LLC		Interstate: Yes	



Date	Unit License	Unit Lic State	Violation Unit	Violation Description	Severity	OOS	Citation
09/08/2022	YP05300	CA	-	-	-	-	-
08/13/2022	YP05300	CA	-	-	-	-	-
07/13/2022	YP05300	CA	D	396.17C - Operating a CMV without proof of a periodic inspection	4	No	
03/08/2022	YP05300	CA	-	-	-	-	-
12/30/2021	YP05300	CA	-	-	-	-	-
09/11/2021	YP05300	CA	-	-	-	-	-
05/12/2021	YP05300	CA	1	396.3A1LLEAK - A liquid fuel system with a dripping leak at any point.	3	Yes	
05/12/2021	YP05300	CA	D	383.25A1 - Operating on learner permit without a CDL holder	8	Yes	
05/12/2021	YP05300	CA	D	392.16 - Failing to use seat belt while operating CMV	7	No	1A0455901
05/12/2021	YP05300	CA	D	392.2C - Failure to obey traffic control device	5	No	1A0455901
05/12/2021	YP05300	CA	D	392.71A - Using or equipping a CMV with radar detector	5	No	
05/12/2021	YP05300	CA	D	395.8E - False report of drivers record of duty status	7	Yes	1A0455901

Inspection Summary By Month (based on inspections from the last 4 years) ToC

Year-Month	Number of Inspections	Number of Power Units	Total Violations	Total OOS Inspections	Total Severity Points	Number of Crashes
2024-06	1	1	2	1	6	0
2024-05	1	1	2	0	4	0
2024-04	2	2	4	1	17	0

Note: The most recent month's counts may not include all the inspections for that month.

VIN Inspection Violation Details ToC

# of VINs: 2 # of Insp: 6 Severity Weight: 42 Avg. Weight/VIN: 7.0 (based on inspections in the last 4 years, showing top 50 VINs inspected most recently)									
VIN 1UYVS2534L2975321		# of Inspections: 3		Total Severity: 21		Percentage of Total: 50.00%		Avg. Weight Per Inspection: 7.0	
Inspection Date	Inspection ID	Inspection State	Location Description	Total Severity	# of Violations	Shipper Name	Inspection Level	Post Accident	Out of Service
06/27/2024	81988518	OR	ASHLAND OR	6	2	AMERICOLD	3	No	Yes
BASIC		Unit Type		Severity		Description		Out of Service	
Hours-Of-Servce Compliance		Semi Trailer		5		395.8K2HOSRC:HOS (MANNER) - DRIVER FAILED TO RETAIN A COPY OF E		Yes	
Hours-Of-Servce Compliance		Semi Trailer		1		395.24:HOS (ELD) - ELD FORM AND MANNER		No	
Inspection Date	Inspection ID	Inspection State	Location Description	Total Severity	# of Violations	Shipper Name	Inspection Level	Post Accident	Out of Service
05/05/2024	81536844	CA	COTTONWOOD IF	4	1		1	No	No
BASIC		Unit Type		Severity		Description		Out of Service	
Vehicle Maintenance		Semi Trailer		4		393.45B2:Failing to secure brake hose/tubing against mechan		No	
Inspection Date	Inspection ID	Inspection State	Location Description	Total Severity	# of Violations	Shipper Name	Inspection Level	Post Accident	Out of Service
04/01/2024	81269184	OR	WOODBURN POE	11	4		2	No	Yes
BASIC		Unit Type		Severity		Description		Out of Service	
Hours-Of-Servce Compliance		Semi Trailer		5		395.8AELD:ELD - No record of duty status (ELD Required)		Yes	
Vehicle Maintenance		Semi Trailer		4		393.45D:Brake connections with leaks/constrictions		No	
Vehicle Maintenance		Semi Trailer		1		392.2WC:Wheel (Mud) Flaps missing or defective		No	
Hours-Of-Servce Compliance		Semi Trailer		1		395.22G:Portable ELD not mounted in a fixed position and v		No	
VIN 3AKJHHR8NSMZ4258		# of Inspections: 3		Total Severity: 21		Percentage of Total: 50.00%		Avg. Weight Per Inspection: 7.0	
Inspection Date	Inspection ID	Inspection State	Location Description	Total Severity	# of Violations	Shipper Name	Inspection Level	Post Accident	Out of Service
06/27/2024	81988518	OR	ASHLAND OR	6	2	AMERICOLD	3	No	Yes
BASIC		Unit Type		Severity		Description		Out of Service	
Hours-Of-Servce Compliance		Truck Tractor		5		395.8K2HOSRC:HOS (MANNER) - DRIVER FAILED TO RETAIN A COPY OF E		Yes	
Hours-Of-Servce Compliance		Truck Tractor		1		395.24:HOS (ELD) - ELD FORM AND MANNER		No	
Inspection Date	Inspection ID	Inspection State	Location Description	Total Severity	# of Violations	Shipper Name	Inspection Level	Post Accident	Out of Service



05/05/2024	81536844	CA	COTTONWOOD IF	4	2		1	No	No
BASIC		Unit Type		Severity		Description		Out of Service	
Vehicle Maintenance		Truck Tractor		4		393.45B2:Failing to secure brake hose/tubing against mechan		No	
Unsafe Driving		Truck Tractor		0		392.2:Operating a commercial motor vehicle not in accord		No	
Inspection Date	Inspection ID	Inspection State	Location Description	Total Severity	# of Violations	Shipper Name	Inspection Level	Post Accident	Out of Service
04/01/2024	81269184	OR	WOODBURN POE	11	4		2	No	Yes
BASIC		Unit Type		Severity		Description		Out of Service	
Hours-Of-Servce Compliance		Truck Tractor		5		395.8AELD:ELD - No record of duty status (ELD Required)		Yes	
Vehicle Maintenance		Truck Tractor		4		393.45D:Brake connections with leaks/constrictions		No	
Vehicle Maintenance		Truck Tractor		1		392.2WC:Wheel (Mud) Flaps missing or defective		No	
Hours-Of-Servce Compliance		Truck Tractor		1		395.22G:Portable ELD not mounted in a fixed position and v		No	

Inspection History ToC							
Inspection Date	Report Number	Report State	Plate Number	Plate State	Type	Severity Weight	Time Weight
06/27/2024	AP36290048	OR	YP98240	CA	Truck Tractor		3
3AKJHHDR8NSMZ4258 - Power Unit - Hours-Of-Servce Violation: 395.24HOS (ELD) - ELD FORM AND MANNER						1	
3AKJHHDR8NSMZ4258 - Power Unit - OOS Hours-Of-Servce Violation: 395.8K2HOSRCHOS (MANNER) - DRIVER FAILED TO RETAIN A COPY OF EACH RECORD OF DUTY STATUS FOR THE PREVIOUS 7 CONSECUTIVE DAYS WHICH SHALL BE IN HIS/HER POSSESSION AND AVAILABLE						5	
05/05/2024	UDL9002871	CA	YP98240	CA	Truck Tractor		2
3AKJHHDR8NSMZ4258 - Power Unit - Unsafe Driving Violation: 392.2Operating a commercial motor vehicle not in accordance with the laws, ordinances, and regulations of the jurisdiction in which it is being operated - Unsafe Driving						0	
3AKJHHDR8NSMZ4258 - Power Unit - Vehicle Maintenance Violation: 393.45B2Failing to secure brake hose/tubing against mechanical damage						4	
04/30/2024	UDK5002111	CA	YP98240	CA	Truck Tractor		2
04/01/2024	AAW2009059	OR	YP98240	CA	Truck Tractor		2
3AKJHHDR8NSMZ4258 - Power Unit - Hours-Of-Servce Violation: 395.22GPortable ELD not mounted in a fixed position and visible to driver						1	
3AKJHHDR8NSMZ4258 - Power Unit - OOS Hours-Of-Servce Violation: 395.8AELDELD - No record of duty status (ELD Required)						5	
3AKJHHDR8NSMZ4258 - Power Unit - Vehicle Maintenance Violation: 392.2WCWheel (Mud) Flaps missing or defective						1	
3AKJHHDR8NSMZ4258 - Power Unit - Vehicle Maintenance Violation: 393.45DBrake connections with leaks/constrictions						4	
Only the first 20 inspections are shown. See the live report for more data.							