



## Table of Contents

1. Overview	2. BASIC Scores History
3. BASIC Measures	4. KPI: BASIC Measures by Cargo Group
5. Estimated ISS Score	6. Investigation Results
7. Penalties History	8. Acute Critical Violations
9. Red Flag Violation Details	10. DOT Registration Information
11. DOT MCS-150 History	12. Crash Summary
13. Inspection Summary	14. KPI: Inspection Viol OOS Rates by Cargo Group
15. FHWA Registration Information	16. FHWA Insurance Information
17. FHWA Authorities	18. Severe Violations
19. Violation Report	20. Violation Summary
21. Violation Enforcement Chronology	22. Inspection Violations & OOS Counts
23. Radius Of Operation	24. Inspection & Crash Locations
25. Cargo Hot Spots	26. Inspection Violations & OOS Chronology
27. Percent of Insp & Crash by State	28. VIN Insp Summary by State
29. Violations By Unit Type	30. Inspection/Crash Map
31. Equipment Ownership	32. Equipment Details
33. Vehicle Age	34. States of Power Unit Registrations
35. Equipment Acquisitions	36. Driver Details
37. Shared VIN Summary	38. Shipper Table
39. Safety Summary	40. Safety Details
41. Crash Detail Color Coded PDF	42. Inspections with Shared Equipment
43. Inspection Tabular Details	44. Inspection Summary By Month
45. VIN Inspection Violation Details	46. Inspection History
47. Crash Hot Spots	48. DOT MCS-150 History Equipment and Driver Details
49. Chameleon	



**Business Address**

589 N EAST ST  
WOODLAND, CA  
95776

**Contact Info**

(916)-917-3400

DTLTRUCKSCHOOL@GMAIL.COM

**Mailing Address**


589 N EAST ST  
WOODLAND, CA  
95776

**Overview ToC**

**Operating Status:** NOT AUTHORIZED \*Please Note: NOT AUTHORIZED does not apply to Private or Intrastate operations.  
2 other companies viewed this DOT in the past two months  
**Crash/PU ratio:** 0.0%  
**Clean Inspection ratio:** No inspections

**Estimated BASIC Scores (as of 4/24/2026)**

	Unsafe Driving	Hours of Service	Driver Fitness	Controlled Sub. and Alcohol	Vehicle Maintenance	HM Compliance	Crash
<b>Relative Scores</b>	0% ○	0% ○	0% ○	0% ○	0% ○	0% ○	0% ○
<b>Alert Status</b>	No	No	No	No	No	No	No



**Estimated Inspection Selection System (ISS) Score: 63**  
**Category: Optional Inspect**

\* The Estimated ISS score is based on Insufficient Data Algorithm \*

**BASIC Scores History - Unsafe Driving ToC**

There are no Scores for this BASIC

**BASIC Scores History - Hours of Service ToC**

There are no Scores for this BASIC

**BASIC Scores History - Driver Fitness ToC**

There are no Scores for this BASIC

**BASIC Scores History - Controlled Substance ToC**

There are no Scores for this BASIC



**BASIC Scores History - Vehicle Maintenance ToC**

There are no Scores for this BASIC

**BASIC Scores History - Crash ToC**

There are no Scores for this BASIC

**BASIC Scores History - Hazmat ToC**

There are no Scores for this BASIC

**BASIC Measures: Violation Points per Inspection Trends ToC**

No inspection violations

**BASIC Measures \* - Table ToC**

UD-Unsafe Driving, HOS-Hours of Service, DF-Driver Fitness, CS-Controlled Substances, VM-Vehicle Maintenance

Date	UD Measure	UD AC	UD with Viol	HOS Measure	HOS AC	HOS with Viol	DF Measure	DF AC	DF with Viol	CS Measure	CS AC	CS with Viol	VM Measure	VM AC	VM with Viol
04/2026	0.00	N	0	0.00	N	0	0.00	N	0	0.00	N	0	0.00	N	0
03/2026	0.00	N	0	0.00	N	0	0.00	N	0	0.00	N	0	0.00	N	0
02/2026	0.00	N	0	0.00	N	0	0.00	N	0	0.00	N	0	0.00	N	0
01/2026	0.00	N	0	0.00	N	0	0.00	N	0	0.00	N	0	0.00	N	0
12/2025	0.00	N	0	0.00	N	0	0.00	N	0	0.00	N	0	0.00	N	0
11/2025	0.00	N	0	0.00	N	0	0.00	N	0	0.00	N	0	0.00	N	0
10/2025	0.00	N	0	0.00	N	0	0.00	N	0	0.00	N	0	0.00	N	0
09/2025	0.00	N	0	0.00	N	0	0.00	N	0	0.00	N	0	0.00	N	0
08/2025	0.00	N	0	0.00	N	0	0.00	N	0	0.00	N	0	0.00	N	0
07/2025	0.00	N	0	0.00	N	0	0.00	N	0	0.00	N	0	0.00	N	0
06/2025	0.00	N	0	0.00	N	0	0.00	N	0	0.00	N	0	0.00	N	0
05/2025	0.00	N	0	0.00	N	0	0.00	N	0	0.00	N	0	0.00	N	0
04/2025	0.00	N	0	0.00	N	0	0.00	N	0	0.00	N	0	0.00	N	0
03/2025	0.00	N	0	0.00	N	0	0.00	N	0	0.00	N	0	0.00	N	0
02/2025	0.00	N	0	0.00	N	0	0.00	N	0	0.00	N	0	0.00	N	0
01/2025	0.00	N	0	0.00	N	0	0.00	N	0	0.00	N	0	0.00	N	0
12/2024	0.00	N	0	0.00	N	0	0.00	N	0	0.00	N	0	0.00	N	0
11/2024	0.00	N	0	0.00	N	0	0.00	N	0	0.00	N	0	0.00	N	0
10/2024	0.00	N	0	0.00	N	0	0.00	N	0	0.00	N	0	0.00	N	0
09/2024	0.00	N	0	0.00	N	0	0.00	N	0	0.00	N	0	0.00	N	0
08/2024	0.00	N	0	0.00	N	0	0.00	N	0	0.00	N	0	0.00	N	0
07/2024	0.00	N	0	0.00	N	0	0.00	N	0	0.00	N	0	0.00	N	0
06/2024	0.00	N	0	0.00	N	0	0.00	N	0	0.00	N	0	0.00	N	0
05/2024	0.00	N	0	0.00	N	0	0.00	N	0	0.00	N	0	0.00	N	0
04/2024	0.00	N	0	0.00	N	0	0.00	N	0	0.00	N	0	0.00	N	0
03/2024	0.00	N	0	0.00	N	0	0.00	N	0	0.00	N	0	0.00	N	0

\* BASIC Measures are the absolute SMS scores that are compared within each Safety Event Group to determine the BASIC Score percentiles.



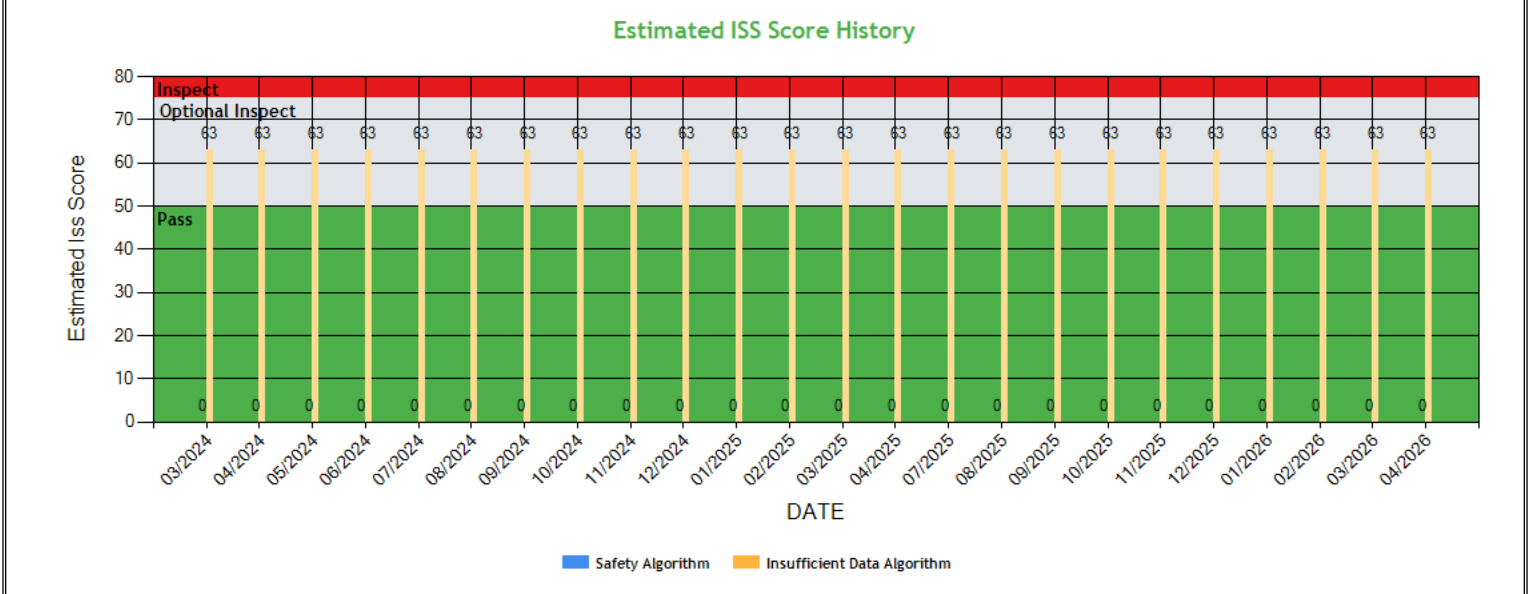
**KPI: BASIC Measures by Fleet Size and Cargo Group ToC**

Fleet Size: 1-5 PUs

Cargo Group (Companies)	Unsafe Driving		Hours of Service		Driver Fitness		Controlled Substance		Vehicle Maintenance		HM Compliance		Crash	
	Avg.	Comp. to Avg.	Avg.	Comp. to Avg.	Avg.	Comp. to Avg.	Avg.	Comp. to Avg.	Avg.	Comp. to Avg.	Avg.	Comp. to Avg.	Avg.	Comp. to Avg.
General Freight (482744)	0.75	Better	0.20	Better	0.22	Better	0.01	Better	1.89	Better	0.01	Better	0.06	Better
DTL CAPITAL INC	0.00		0.00		0.00		0.00		0.00		0.00		0.00	

**Estimated ISS Score History - Chart ToC**

[About the Inspection Selection System](#)





**Estimated ISS Score History - Table ToC**

Date	Estimated ISS Score	Recommendation	Algorithm
04/24/2026	63	Optional Inspect	Insufficient Data Algorithm
03/27/2026	63	Optional Inspect	Insufficient Data Algorithm
02/27/2026	63	Optional Inspect	Insufficient Data Algorithm
01/30/2026	63	Optional Inspect	Insufficient Data Algorithm
12/26/2025	63	Optional Inspect	Insufficient Data Algorithm
11/28/2025	63	Optional Inspect	Insufficient Data Algorithm
10/31/2025	63	Optional Inspect	Insufficient Data Algorithm
09/26/2025	63	Optional Inspect	Insufficient Data Algorithm
08/29/2025	63	Optional Inspect	Insufficient Data Algorithm
07/25/2025	63	Optional Inspect	Insufficient Data Algorithm
06/30/2025	63	Optional Inspect	Insufficient Data Algorithm
05/31/2025	63	Optional Inspect	Insufficient Data Algorithm
04/25/2025	63	Optional Inspect	Insufficient Data Algorithm
03/28/2025	63	Optional Inspect	Insufficient Data Algorithm
02/28/2025	63	Optional Inspect	Insufficient Data Algorithm
01/31/2025	63	Optional Inspect	Insufficient Data Algorithm
12/27/2024	63	Optional Inspect	Insufficient Data Algorithm
11/29/2024	63	Optional Inspect	Insufficient Data Algorithm
10/25/2024	63	Optional Inspect	Insufficient Data Algorithm
09/27/2024	63	Optional Inspect	Insufficient Data Algorithm
08/30/2024	63	Optional Inspect	Insufficient Data Algorithm
07/26/2024	63	Optional Inspect	Insufficient Data Algorithm
06/28/2024	63	Optional Inspect	Insufficient Data Algorithm
05/31/2024	63	Optional Inspect	Insufficient Data Algorithm
04/26/2024	63	Optional Inspect	Insufficient Data Algorithm
03/29/2024	63	Optional Inspect	Insufficient Data Algorithm

**Investigation Results ToC**

No Investigations reported on FMCSA website

**Penalties History ToC**

There is a problem with the Penalties data on FMCSA website.

**Acute Critical Violations (Based on Investigations as per CSA Methodology Appendix A) ToC**

No Data

No red flag violations in the last 24 months



DOT Registration Information: The following information on this specific DOT # is from the Federal DOT (as of Operating Authority)					
DOT Registration: 03/14/2024		Total Power Units: 1	Total Trucks: 1	Total Trailers: 1	Total Passenger Vehicles: 0
Status	Entity Type	Organization Type	Nation	Total Cars	
A	C	-	US	0	
MCS-150 Date	Drivers / CDL Drivers	Op Codes	Shipper Op Codes	Shipper HazMat Op Codes	
04/24/2026	1* / 1				
MCS-150 Mileage (Year)	Latest Review Type	Latest Review Document Number (Date)	Record Update Date	Transports Hazmats	
3,512 (2025)		()	04/24/2026	N	
MCS-151 Mileage	DOT Census Date	Recordable Accident Rate	Preventable Accident Rate	Safety Rating (Date)	
0	03/14/2024	0%	0%	None (None)	
Classification Codes	Cargo Carried (per MCS-150)				
Authorized-For-Hire	General Freight				

DOT MCS-150 History ToC			(as of 04/28/2026 DOT census)							
Census Date	MCS-150 Date	MCS-150 Mileage	VMT Year	Power Units	Drivers	Trailers	Company Rep1	Company Rep2	Email	
4/28/2026	4/24/2026	3512	2025	1	1	-	AMANDEEP SINGH DHILLON	BALWANT SINGH DHILLON	DTLTRUCKSCHOOL@GMAIL.COM	
9/1/2025	8/20/2025	1	2024	1	1	-	AMANDEEP SINGH DHILLON		DTLTRUCKSCHOOL@GMAIL.COM	

**Crash Summary Chart ToC Crashes Summary - Chart** (based on all available crash data)

No Data

Crashes Summary - Table (based on all available crash data) ToC										
	TOTAL	Last 6 months	7-12 months	13-18 months	19-24 months	25-30 months	30-36 months	37-41 months	42-48 months	Over 49 months
Total Reportable	0	0	0	0	0	0	0	0	0	0
Fatalities	0	0	0	0	0	0	0	0	0	0
Injuries	0	0	0	0	0	0	0	0	0	0
Tow Away	0	0	0	0	0	0	0	0	0	0
With Citations	0	0	0	0	0	0	0	0	0	0
Federal Recordable	0	0	0	0	0	0	0	0	0	0
Preventable	0	0	0	0	0	0	0	0	0	0
Crash per Pwr Unit	-	0.0%	0.0%	0.0%	0.0%	0.0%	0.0%	0.0%	0.0%	-

**Inspection Summary ToC**

The following inspection information is based on results for 24 months prior to: 05/13/2026. Please note that the total inspections number is not necessarily the total of the vehicle, driver and hazmat inspections, as one inspection may have included any combination of the below inspections.

Overall	Vehicle	Driver	Hazmat
(Please note that the total inspections number is not necessarily the total of the vehicle, driver and hazmat inspections, as one inspection may have included any combination of the below inspections)  Total Inspections: 0 Total Out of Service: 0  Out of Service: 0% National Average: 21.32% Difference: -21.32%	Total Inspections: 0 Total Out of Service: 0  Out of Service: 0.00% National Average: 25.21% Difference: -25.21%	Total Inspections: 0 Total Out of Service: 0  Out of Service: 0.00% National Average: 7.01% Difference: -7.01%	Total Inspections: 0 Total Out of Service: 0  Out of Service: 0.00% National Average: 2.22% Difference: -2.22%



**KPI: Inspection Viol OOS Rates by Cargo Group ToC**

Cargo Group	OVERALL		VEHICLE		DRIVER		HAZMAT	
	Average	Compared to Average	Average	Compared to Average	Average	Compared to Average	Average	Compared to Average
DTL CAPITAL INC	0%		0%		0%		0%	
No data								

**FHWA Registration Information: The following data on this Motor Carrier is from the Federal Hwy Administration ToC**

No Data

**Insurance Required ToC**

No Data for Insurance Required

**Active / Pending Insurance**

No Data

**Insurance History**

No Data for Insurance History

**FHWA Authorities ToC**

No Data for FHWA Authorities

**Authority History**

No Data for Authority History

**Severe Violations (i.e. those with >= 8 points) - Chart ToC**

No Data

**Severe Violations (i.e. those with >= 8 points) - Table**

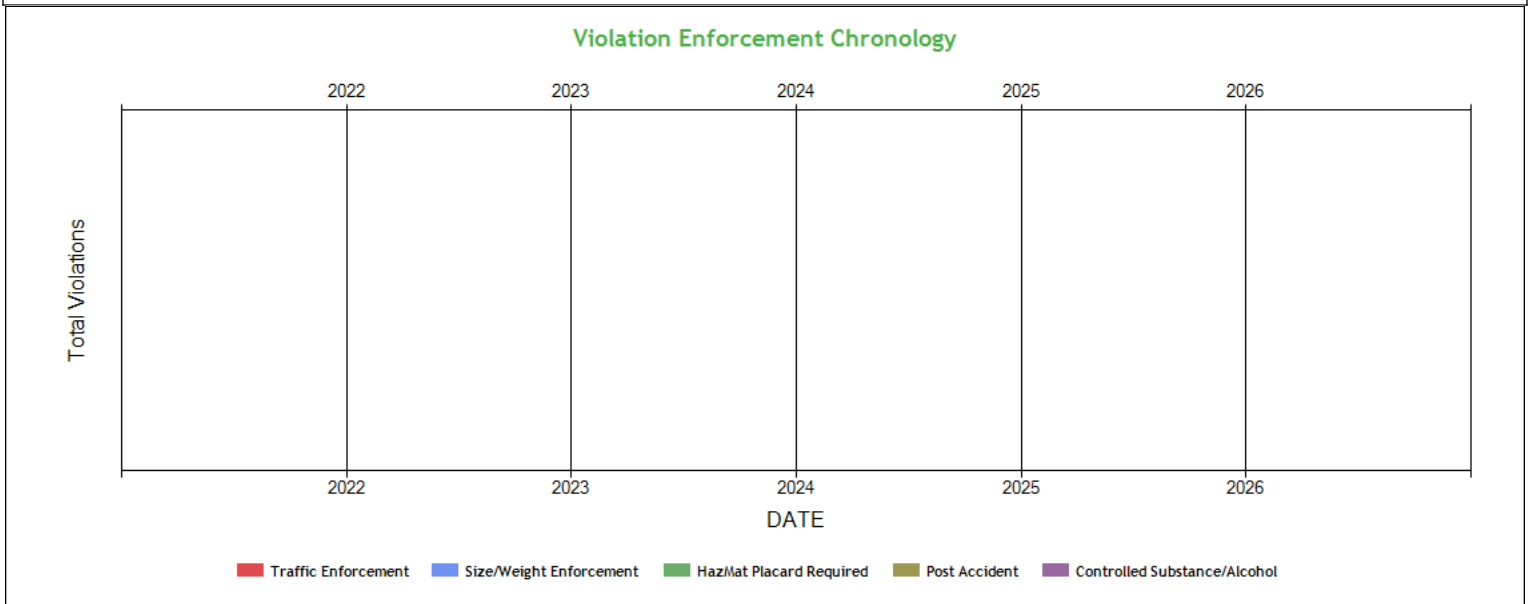
No Data

No data for Violation Report ToC

No data for Violation Summary



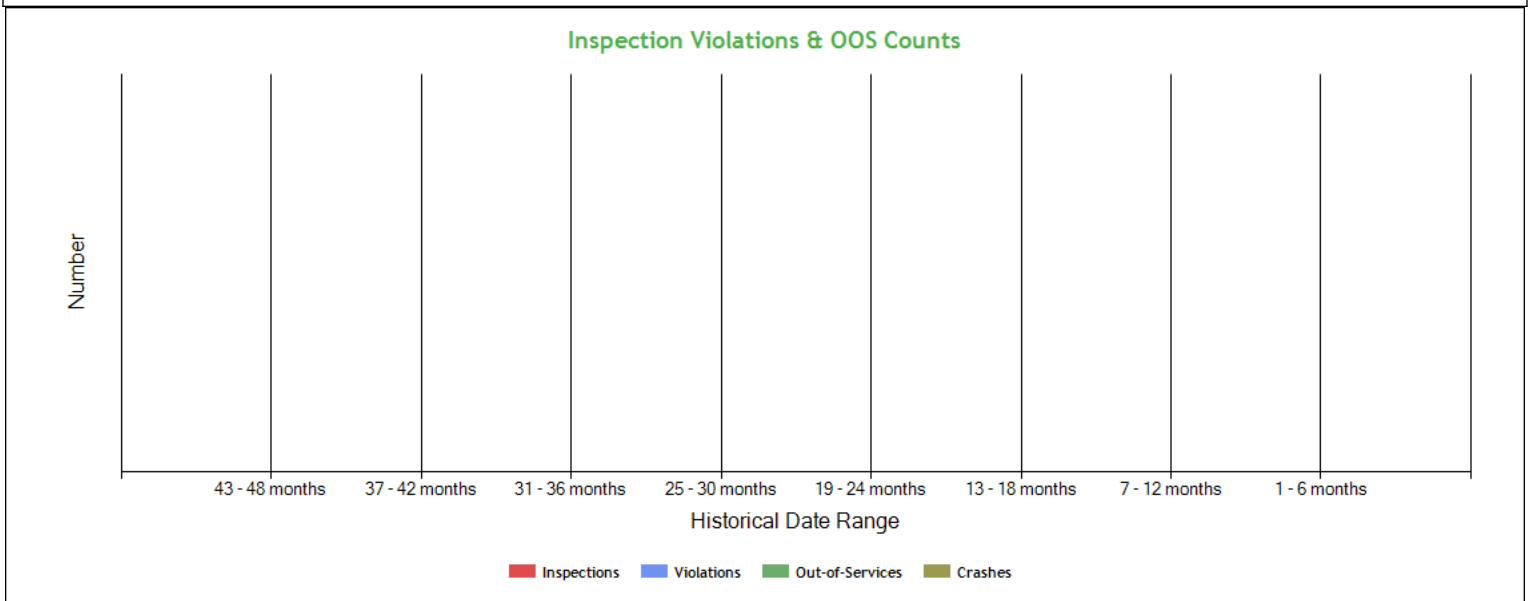
**Violation Enforcement Chronology - Chart ToC**



**Violation Enforcement Chronology - Table ToC**

	2022	2023	2024	2025	2026
Traffic Enforcement	0	0	0	0	0
Size/Weight Enforcement	0	0	0	0	0
HazMat Placard Required	0	0	0	0	0
Post Accident	0	0	0	0	0
Controlled Substance/Alcohol	0	0	0	0	0

**Inspection Violations & OOS Counts - Chart ToC**





Inspection Violations & OOS Counts - Table <a href="#">ToC</a>				
Date Range	Inspections	Violations	Out-of-Services	Crashes
TOTAL	0	0	0	0
1 - 6 months	0	0	0	0
7 - 12 months	0	0	0	0
13 - 18 months	0	0	0	0
19 - 24 months	0	0	0	0
25 - 30 months	0	0	0	0
31 - 36 months	0	0	0	0
37 - 42 months	0	0	0	0
43 - 48 months	0	0	0	0

**Radius of Operation (based on Inspections and Crashes during the past 3 years) [ToC](#)**

No Data

**Inspection & Crash Locations - Chart [ToC](#)**

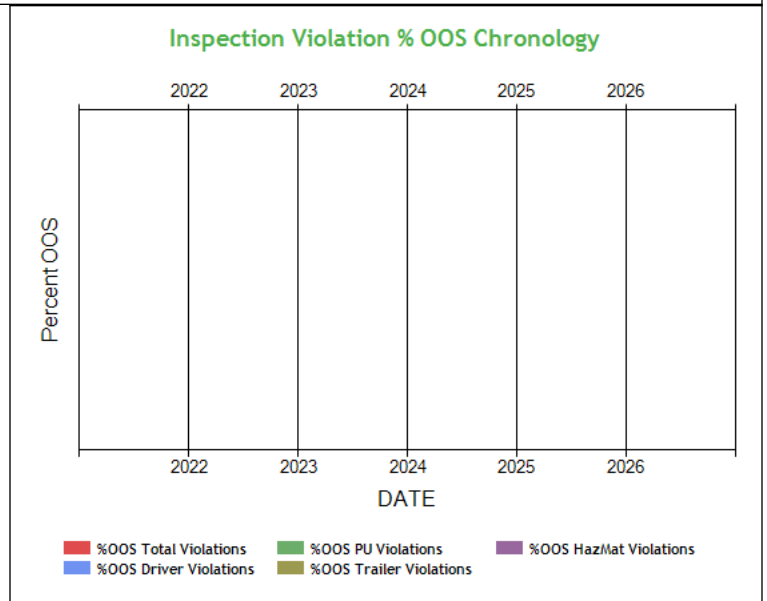
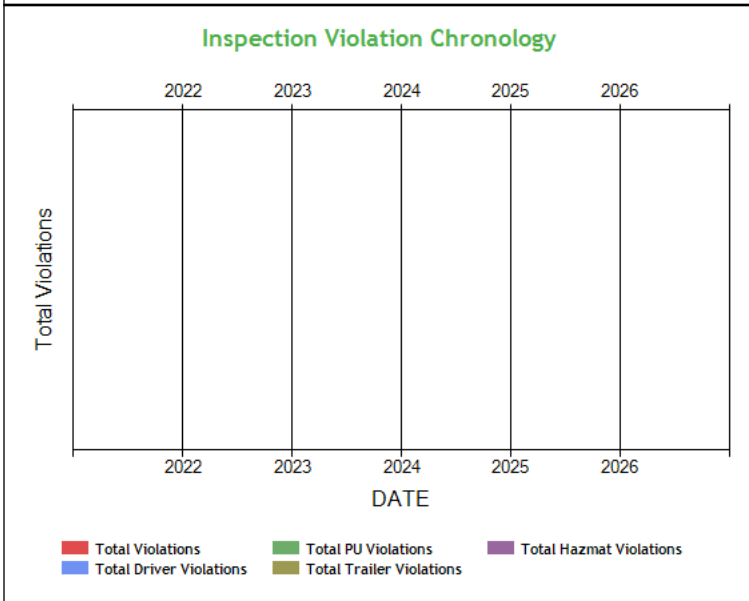
No Data

**Inspection & Crash Locations - Table [ToC](#)**

No Data

No hot spot data in the last 12 months

**Inspection Violation % OOS Chronology - Chart [ToC](#)**





Inspection Violation % OOS Chronology - Table <a href="#">ToC</a>					
	2022	2023	2024	2025	2026
Total Violations	0	0	0	0	0
Total Out Of Services	0	0	0	0	0
%OOS Total Violations	0	0	0	0	0
Total Driver Violations	0	0	0	0	0
Total Driver Out Of Services	0	0	0	0	0
%OOS Driver Violations	0	0	0	0	0
Total PU Violations	0	0	0	0	0
Total PU Out Of Services	0	0	0	0	0
%OOS PU Violations	0	0	0	0	0
Total Trailer Violations	0	0	0	0	0
Total Trailer Out Of Services	0	0	0	0	0
%OOS Trailer Violations	0	0	0	0	0
Total Hazmat Violations	0	0	0	0	0
Total Hazmat Out Of Services	0	0	0	0	0
%OOS HazMat Violations	0	0	0	0	0

**Percent of Insp & Crash by State - Chart [ToC](#)**

No Data

**Percent of Insp & Crash by State - Table (based on Inspection data from the last 4 years) [ToC](#)**

State	Inspections		Violations		Out-of-Services		Crashes	
	Total	Percent	Total	Percent	Total	Percent	Total	Percent
	0	100	0	100	0	100	0	100

**VIN Insp Summary by State (based on inspection from the last 2 years) [ToC](#)**

No data

**Violations By Unit Type [ToC](#)**

# of Violations: 0 Total Severity: 0



**INSPECTION/CRASH MAP ToC**

No data

Equipment Ownership ToC Equipment Ownership (based on MCS-150 dated 4/24/2026)					
	Trucks	Tractors	Trailers	Motor Coaches	Vans
Owned	0	1	0	0	0
Term Leased	0	0	1	0	0
Trip Leased	0	0	0	0	0
<b>Total No.</b>	0	1	1	0	0

No Equipment Details data

No Vehicle Age data

**States of Power Unit Registrations (based on Inspection results for the last 4 years) ToC**

No Data

Equipment Acquisitions - Table ToC						
	Power Units inspected for 1st time in past 12 months	Power Units inspected for 1st time in past 24 months	Power Units inspected during entire date range	Trailers inspected for 1st time in past 12 months	Trailers inspected for 1st time in past 24 months	Trailers inspected during entire date range
Unique VINs	0	0	0	0	0	0
Unique License Plates	0	0	0	0	0	0
License Plate States	0	0	0	0	0	0

Driver Details ToC Driver Details (based on MCS-150 dated 4/24/2026)			
	Within 100 mi	Beyond 100 mi	TOTAL
# Drivers Interstate	0	0	0
# Drivers Intrastate	0	1	1
<b>TOTAL</b>	0	1	/

Avg. # Trip Lease Drivers/Mo: 0 # Drivers Grand Total: 1 # Drivers Commercially Licensed: 1

**Shared VIN Summary ToC**

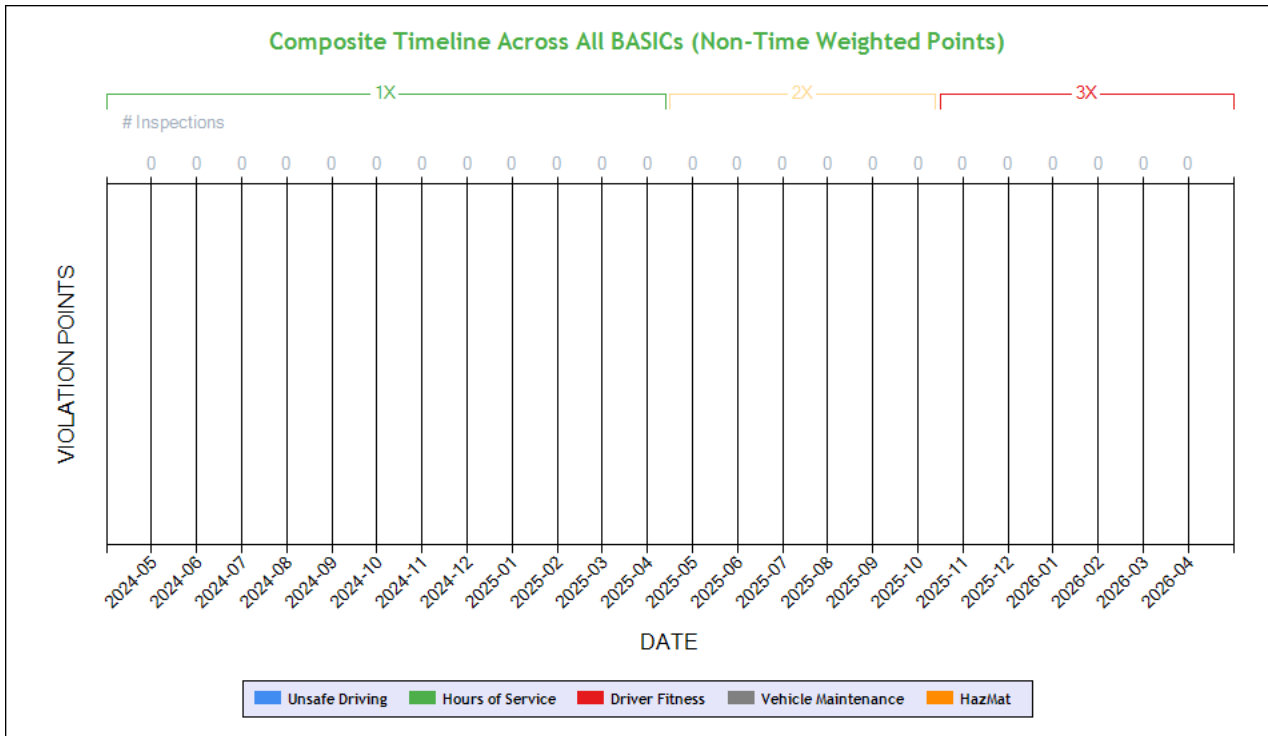
No Data

**SHIPPERS DETAIL ToC based on Inspection results for the last 4 years**

No Data



**Carrier Underwriting Report Safety Summary ToC**



**Time-Weighted Violation Points - no data available to draw a chart**

**Time-Weighted Violation Points by Vehicle - no data available to draw a chart**

See the Excel file for the complete analysis

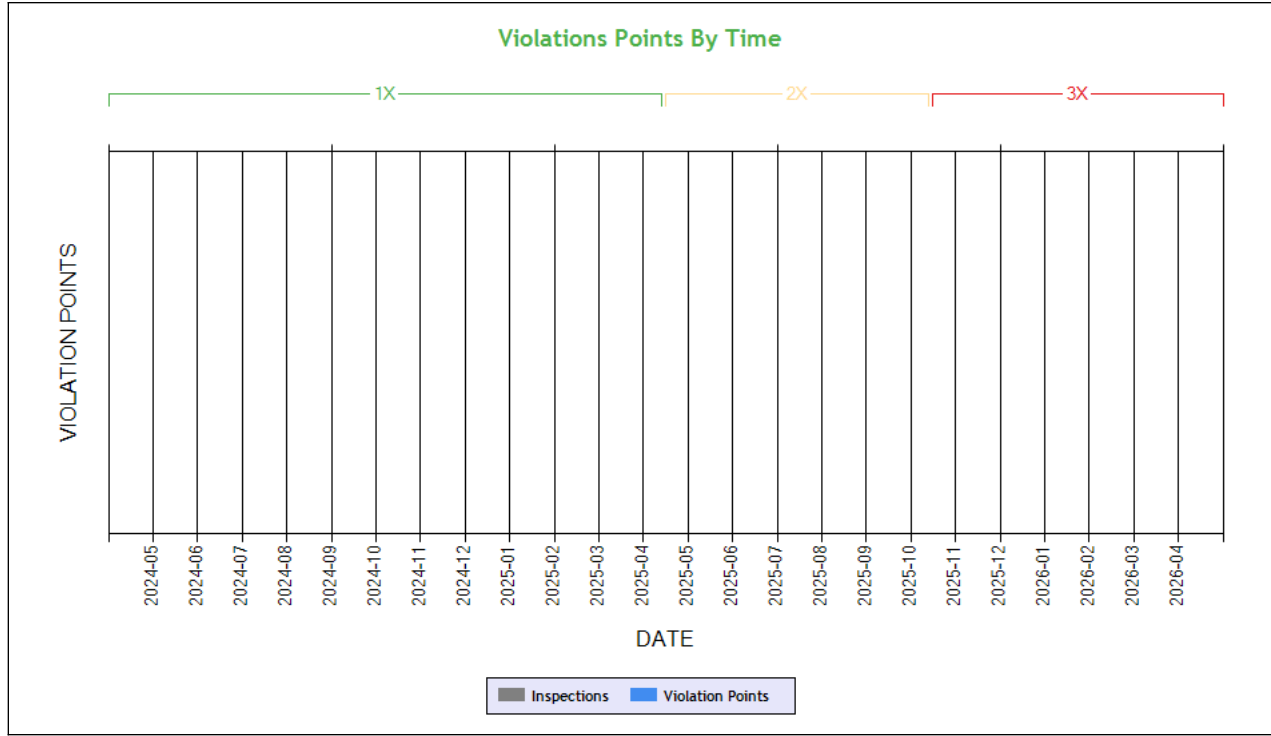
# Violations is in (1-6/7-12/13-24mo)

Shaded = Out Of Service Violation		
Violation Group		
Violation Description	Total Time-weighted Points by VIN	% of Total Time-weighted Points by VIN
Driver Resp		
Total Time-weighted Points		
% Total Time-Wt Pts		



**SAFETY ANALYSIS ToC**

**Unsafe Driving**



**Time-Weighted Violation Points - no data available to draw a chart**

**Time-Weighted Severity Points by Vehicle - no data available to draw a chart**

See the Excel file for the complete analysis

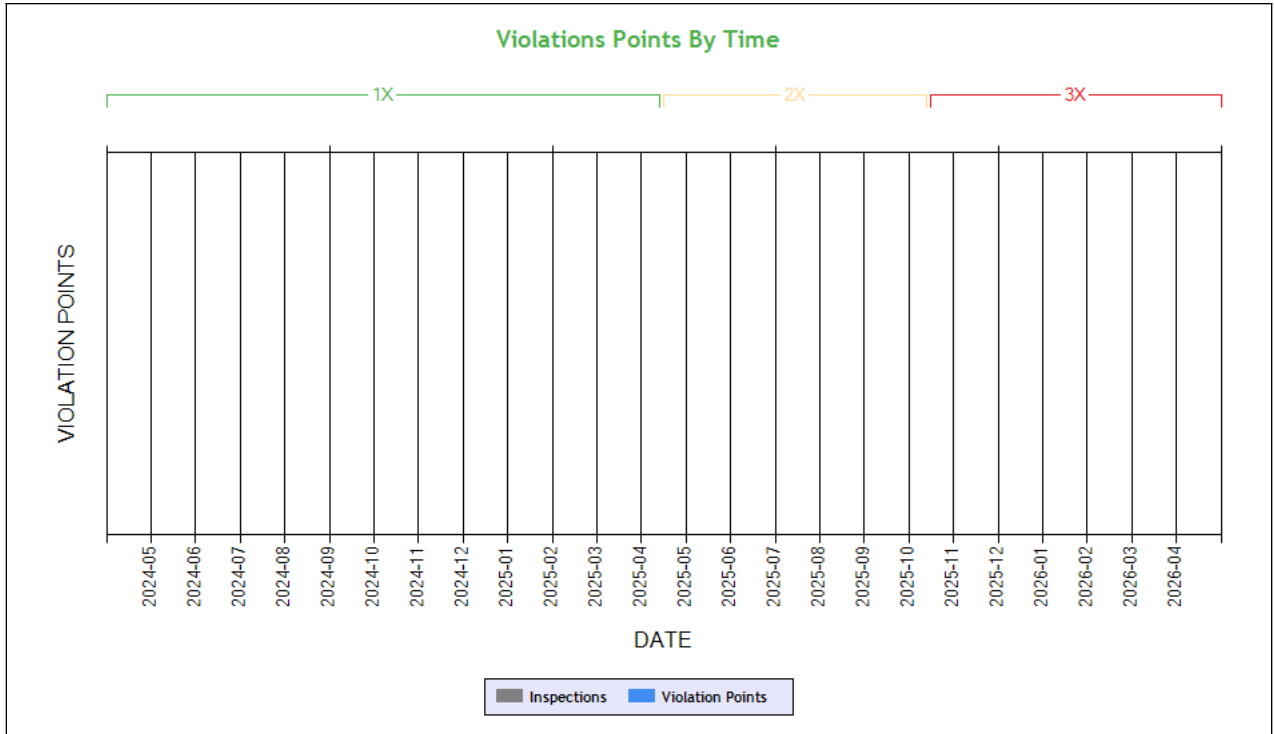
# Violations is in (1-6/7-12/13-24mo)

Shaded = Out Of Service Violation		
Violation Group		
Violation Description	Total Time-weighted Points by VIN	% of Total Time-weighted Points by VIN
Driver Resp		
Total Time-weighted Points		
% Total Time-Wt Pts		

**HOS Compliance**

**Time-Weighted Violation Points - no data available to draw a chart**

**Time-Weighted Severity Points by Vehicle - no data available to draw a chart**



**Carrier Software**  
 1-800-646-5152  
 info@CarrierSoftware.com

**CONFIDENTIAL - Intended for use by Amerigo Insurance Agency - Date: 5/15/2026**

**DTL CAPITAL INC - DOT# 4210047  
 DBA: DTL TRUCK DRIVING SCHOOL**

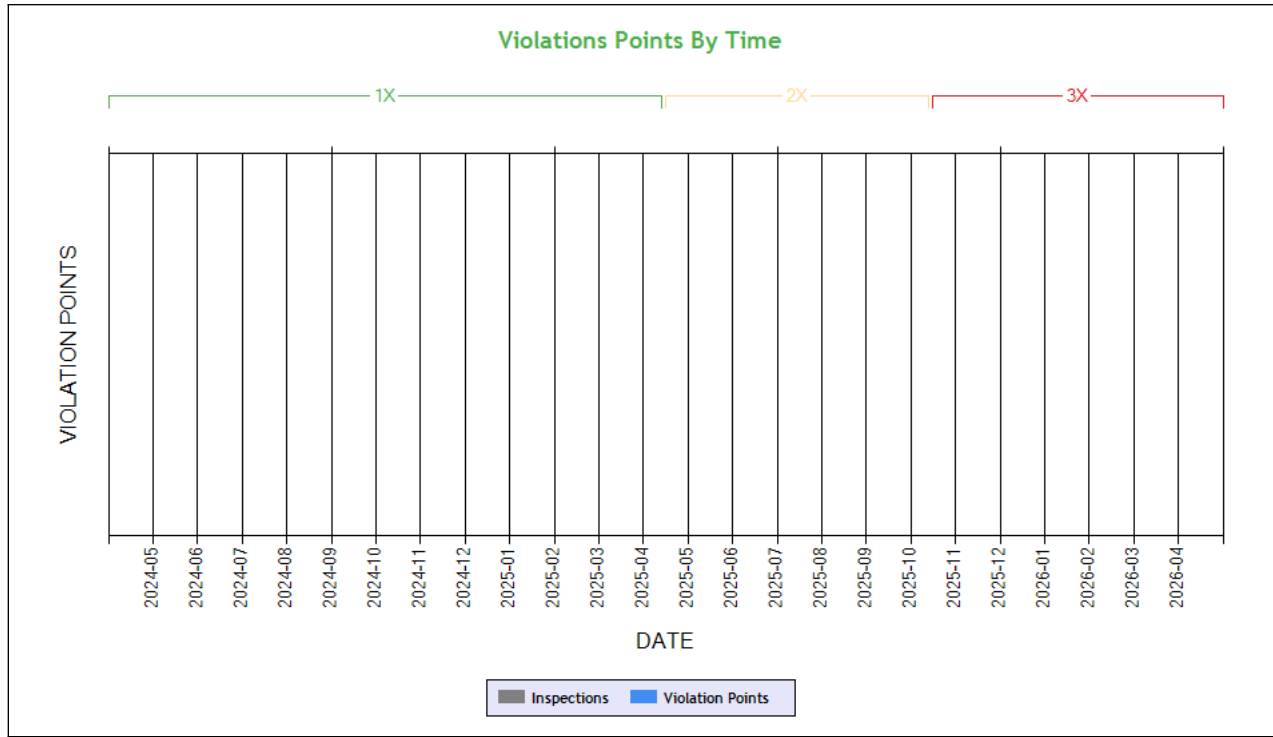
See the Excel file for the complete analysis

# Violations is in (1-6/7-12/13-24mo)

Shaded = Out Of Service Violation		
Violation Group		
Violation Description	Total Time-weighted Points by VIN	% of Total Time-weighted Points by VIN
Driver Resp		
Total Time-weighted Points		
% Total Time-Wt Pts		



**Driver Fitness**



**Time-Weighted Violation Points - no data available to draw a chart**

**Time-Weighted Severity Points by Vehicle - no data available to draw a chart**

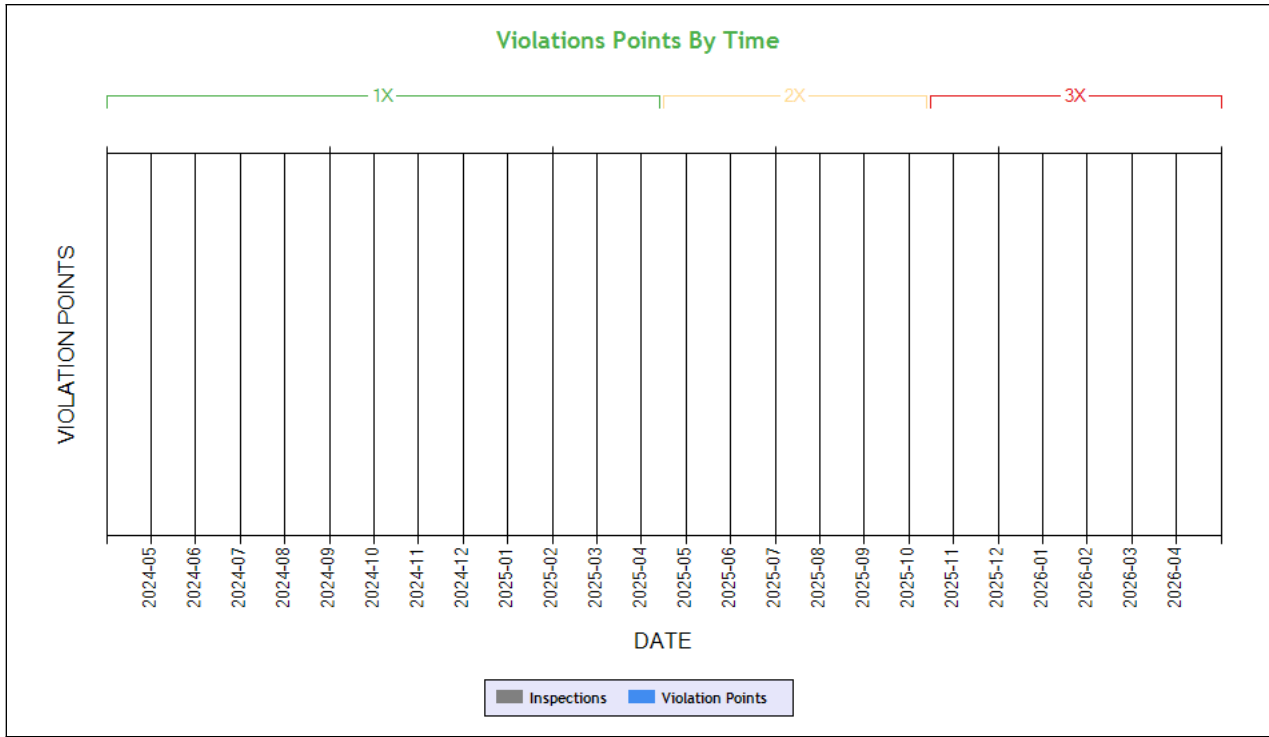
See the Excel file for the complete analysis

# Violations is in (1-6/7-12/13-24mo)

Shaded = Out Of Service Violation		
Violation Group		
Violation Description	Total Time-weighted Points by VIN	% of Total Time-weighted Points by VIN
Driver Resp		
Total Time-weighted Points		
% Total Time-Wt Pts		



**Vehicle Maintenance**



**Time-Weighted Violation Points - no data available to draw a chart**

**Time-Weighted Severity Points by Vehicle - no data available to draw a chart**

See the Excel file for the complete analysis

# Violations is in (1-6/7-12/13-24mo)

Shaded = Out Of Service Violation		
Violation Group		
Violation Description	Total Time-weighted Points by VIN	% of Total Time-weighted Points by VIN
Driver Resp		
Total Time-weighted Points		
% Total Time-Wt Pts		

**COLOR CODED CRASH TABLE ToC**

**No crashes have been reported by the DOT on this Motor Carrier**

**INSPECTIONS WITH SHARED EQUIPMENT:**

**No Data**



**INSPECTION DETAILS for ALL Inspections**

No Data

No data for Inspection Summary By Month

No data for Inspection Summary By Month

No Inspection History

No data for Crash Hot Spots

Equipment and Driver Details ToC						
MCS-150 Date	Equipment (Owned/Leased/Trip)			Driver Details		
	Tractors	Straight Trucks	Trailers	CDL's	Interstate	Intrastate
04/24/2026	1/0/0	0/0/0	0/1/0	1	0	1
08/20/2025	1/0/0	0/0/0	0/1/0	1	0	1
03/14/2024	1/0/0	0/0/0	1/0/0	0	0	1

Chameleon Type 1 - Chameleon issues highlighted in RED ToC										
DOT	Legal Name	MCS-150 Date	Physical Address	Mailing Address	Company Rep 1	Company Rep 2	Phone	Fax	Cell Phone	Email
2482146	AJ EXPRESS INC	03/19/2026	6205 E AMERICAN AVE, FRESNO, CA, 93725	6205 E AMERICAN AVE, FRESNO, CA, 93725	AMANDEEP SINGH DHILLON		(559)-425-0510			AJEXINC@hotmail.com
1644322	EURO FREIGHT INC	02/19/2026	2573 S DUKE AVE, FRESNO, CA, 93727	2573 S DUKE AVE, FRESNO, CA, 93727	BALWANT SINGH DHILLON		(559)-304-4099			EURO.FREIGHT@HOTMAIL.COM
3610185	KHALSA TRUCKS INC	11/14/2025	515 SIMONIAN AVE, FOWLER, CA, 93625	515 SIMONIAN AVE, FOWLER, CA, 93625	AMANDEEP SINGH DHILLON		(559)-691-1759	(559)-834-1217	(559)-691-1759	DHILLONAMAN DEEP691@GMAIL.COM
3759613	ACURA LOGISTICS INC	03/17/2025	5230 19 AVE SW, EDMONTON, AB, T6X 1Y3	5230 19 AVE SW, EDMONTON, AB, T6X 1Y3	AMANDEEP SINGH DHILLON		(639)-890-0021	0	(639)-890-0021	ACURALOG20@GMAIL.COM
2295670	DHILLON TRUCK LINE EXPRESS INC	03/03/2025	3057 SPARROW DR, SACRAMENTO, CA, 95834	3057 SPARROW DR, SACRAMENTO, CA, 95834	AMANDEEP SINGH DHILLON		(916)-396-9085	(916)-588-4244		DTLDISPATCH13@GMAIL.COM
4024407	SUPREME TRUCK REPAIR INC	05/24/2023	1670 SIERRA AVE SUITE 302, YUBA CITY, CA, 95993-8280	1670 SIERRA AVE SUITE 302, YUBA CITY, CA, 95993-8280	AMANDEEP SINGH DHILLON		(530)-790-5638	(844)-663-9696	(530)-790-5638	AMAN@DHILLONBCI.COM
3982712	DHILLON TECHNOLOGY SERVICES INC	11/08/2022	8624 239TH ST, BELLEROSE, NY, 11426	8624 239TH ST, BELLEROSE, NY, 11426-1255	AMANDEEP SINGH DHILLON		(646)-357-2281			AMANDHILLON04@GMAIL.COM
3488170	FLATDECK NETWORK INC	09/17/2020	2814 36B AVE NW, EDMONTON, AB, T6T 1N4	2814 36B AVE NW, EDMONTON, AB, T6T 1N4	AMANDEEP SINGH DHILLON	KARAMJIT SINGH RANJEET SINGH BENIPAL	(647)-285-7322		(647)-285-7322	FN110@YAHOO.COM

No data for Chameleon Type 2