



Table of Contents

1. Overview	2. BASIC Scores History
3. BASIC Measures	4. KPI: BASIC Measures by Cargo Group
5. Estimated ISS Score	6. Investigation Results
7. Penalties History	8. Acute Critical Violations
9. Red Flag Violation Details	10. DOT Registration Information
11. DOT MCS-150 History	12. Crash Summary
13. Inspection Summary	14. KPI: Inspection Viol OOS Rates by Cargo Group
15. FHWA Registration Information	16. FHWA Insurance Information
17. FHWA Authorities	18. Severe Violations
19. Violation Report	20. Violation Summary
21. Violation Enforcement Chronology	22. Inspection Violations & OOS Counts
23. Radius Of Operation	24. Inspection & Crash Locations
25. Cargo Hot Spots	26. Inspection Violations & OOS Chronology
27. Percent of Insp & Crash by State	28. VIN Insp Summary by State
29. Violations By Unit Type	30. Equipment Ownership
31. Equipment Details	32. Vehicle Age
33. States of Power Unit Registrations	34. Equipment Acquisitions
35. Driver Details	36. Shared VIN Summary
37. Shipper Table	38. Safety Summary
39. Safety Details	40. Crash Detail Color Coded
41. Inspections with Shared Equipment	42. Inspection Tabular Details
43. Inspection Summary By Month	44. VIN Inspection Violation Details
45. Inspection History	



Business Address

9713 EVERBLOOM WAY
SACRAMENTO, CA
95829

Contact Info

(916)-823-1420
PKFREIGHTLINE@GMAIL.COM

FHWA Address

9713 EVERBLOOM WAY
SACRAMENTO, CA, 95829
Phone: (916)-823-1420

Mailing Address

9713 EVERBLOOM WAY
SACRAMENTO, CA
95829

Overview ToC

Operating Status: AUTHORIZED FOR Property
One other company viewed this DOT in the past two months
Crash/PU ratio: 0.0%
Clean Inspection ratio: 75.0%

Estimated BASIC Scores (as of 2/28/2025)

	Unsafe Driving	Hours of Service	Driver Fitness	Controlled Sub. and Alcohol	Vehicle Maintenance	HM Compliance	Crash
Relative Scores	0% ⊖	0% ○	0% ○	0% ○	0% ⊕	0% ○	0% ○
Alert Status	No	No	No	No	No	No	No



Estimated Inspection Selection System (ISS) Score: 1
Category: Pass

BASIC Scores History - Unsafe Driving ToC

There are no Scores for this BASIC

BASIC Scores History - Hours of Service ToC

There are no Scores for this BASIC

BASIC Scores History - Driver Fitness ToC

There are no Scores for this BASIC

BASIC Scores History - Controlled Substance ToC

There are no Scores for this BASIC



BASIC Scores History - Vehicle Maintenance ToC

There are no Scores for this BASIC

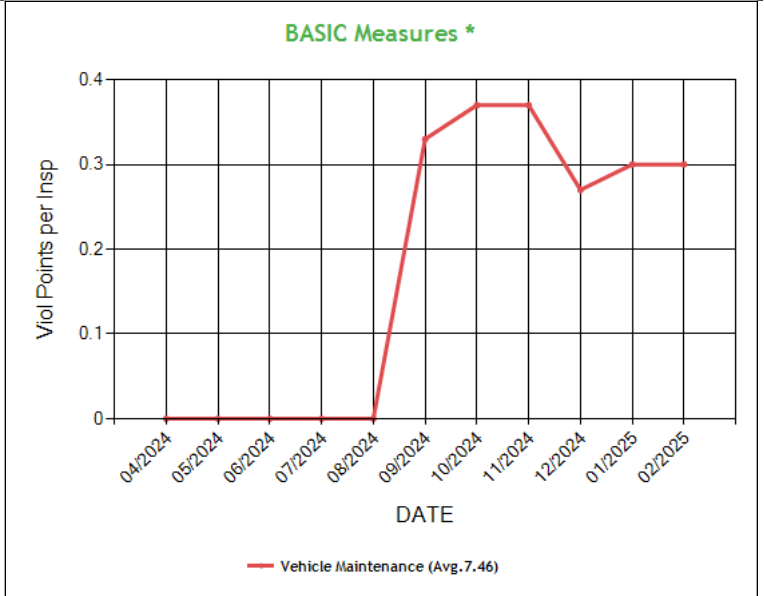
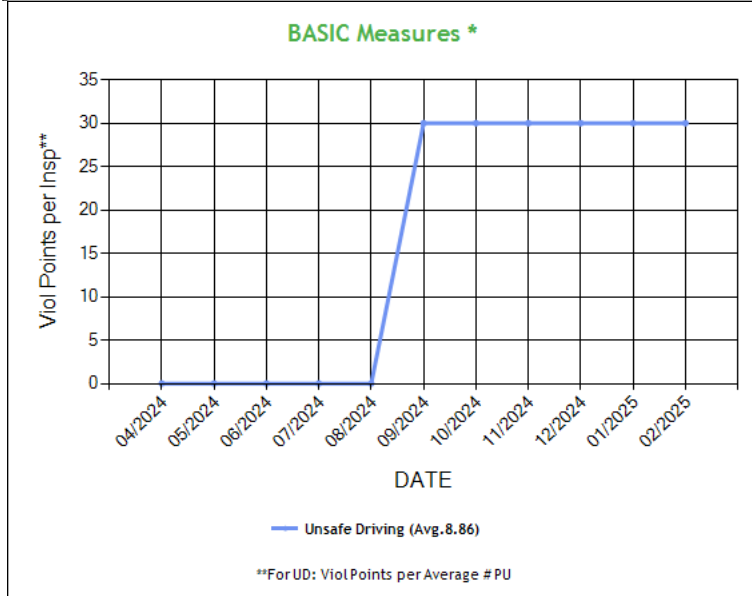
BASIC Scores History - Crash ToC

There are no Scores for this BASIC

BASIC Scores History - Hazmat ToC

There are no Scores for this BASIC

BASIC Measures: Violation Points per Inspection Trends ToC



* BASIC Measures are the absolute SMS scores that are compared within each Safety Event Group to determine the BASIC Score percentiles. Averages based on fleets with 1-5 power units.



BASIC Measures * - Table [ToC](#)

UD-Unsafe Driving, HOS-Hours of Service, DF-Driver Fitness, CS-Controlled Substances, VM-Vehicle Maintenance

Date	UD Measure	UD AC	UD with Viol	HOS Measure	HOS AC	HOS with Viol	DF Measure	DF AC	DF with Viol	CS Measure	CS AC	CS with Viol	VM Measure	VM AC	VM with Viol
02/2025	30.00	N	1	0.00	N	0	0.00	N	0	0.00	N	0	0.30	N	1
01/2025	30.00	N	1	0.00	N	0	0.00	N	0	0.00	N	0	0.30	N	1
12/2024	30.00	N	1	0.00	N	0	0.00	N	0	0.00	N	0	0.27	N	1
11/2024	30.00	N	1	0.00	N	0	0.00	N	0	0.00	N	0	0.37	N	1
10/2024	30.00	N	1	0.00	N	0	0.00	N	0	0.00	N	0	0.37	N	1
09/2024	30.00	N	1	0.00	N	0	0.00	N	0	0.00	N	0	0.33	N	1
08/2024	0.00	N	0	0.00	N	0	0.00	N	0	0.00	N	0	0.00	N	0
07/2024	0.00	N	0	0.00	N	0	0.00	N	0	0.00	N	0	0.00	N	0
06/2024	0.00	N	0	0.00	N	0	0.00	N	0	0.00	N	0	0.00	N	0
05/2024	0.00	N	0	0.00	N	0	0.00	N	0	0.00	N	0	0.00	N	0
04/2024	0.00	N	0	0.00	N	0	0.00	N	0	0.00	N	0	0.00	N	0

* BASIC Measures are the absolute SMS scores that are compared within each Safety Event Group to determine the BASIC Score percentiles.

KPI: BASIC Measures by Fleet Size and Cargo Group [ToC](#)

Fleet Size: 1-5 PUs

	Unsafe Driving		Hours of Service		Driver Fitness		Controlled Substance		Vehicle Maintenance		HM Compliance		Crash	
Cargo Group (Companies)	Avg.	Comp. to Avg.	Avg.	Comp. to Avg.	Avg.	Comp. to Avg.	Avg.	Comp. to Avg.	Avg.	Comp. to Avg.	Avg.	Comp. to Avg.	Avg.	Comp. to Avg.
General Freight (482480)	0.78	Worse	0.23	Better	0.20	Better	0.02	Better	1.90	Better	0.01	Better	0.06	Better
PK FREIGHTLINE INC	30.00		0.00		0.00		0.00		0.30		0.00		0.00	

Estimated ISS Score: [1 Pass](#) [ToC](#) [About the Inspection Selection System](#)

Estimated ISS Score History - Table [ToC](#)

Date	Estimated ISS Score	Recommendation	Algorithm
02/28/2025	1	Pass	Safety Algorithm
01/31/2025	1	Pass	Safety Algorithm
12/27/2024	1	Pass	Safety Algorithm
11/29/2024	1	Pass	Safety Algorithm
10/25/2024	1	Pass	Safety Algorithm
09/27/2024	1	Pass	Safety Algorithm
08/30/2024	72	Optional Inspect	Insufficient Data Algorithm
07/26/2024	58	Optional Inspect	Insufficient Data Algorithm
06/28/2024	64	Optional Inspect	Insufficient Data Algorithm
05/31/2024	66	Optional Inspect	Insufficient Data Algorithm
04/26/2024	63	Optional Inspect	Insufficient Data Algorithm

Investigation Results [ToC](#)

No Investigations reported on FMCSA website

Penalties History [ToC](#)

There is a problem with the Penalties data on FMCSA website.



Acute Critical Violations (Based on Investigations as per CSA Methodology Appendix A) [ToC](#)

No Data

No red flag violations in the last 24 months

DOT Registration Information: The following information on this specific DOT # is from the Federal DOT (as of Operating Authority)					
DOT Registration: 03/29/2024		Total Power Units: 1		Total Trucks: 1	
				Total Trailers: 1	
				Total Passenger Vehicles: 0	
Status	Entity Type	Organization Type	Nation	Total Cars	Drivers / CDL Drivers
A	C	-	US	0	1 / 1
MCS-150 Date	Op Codes	Shipper Op Codes	Shipper HazMat Op Codes	Latest Review Type	Latest Review Document Number(Date)
11/27/2024	A				()
MCS-150 Mileage (Year)	Record Update Date	Transports Hazmats	DOT Census Date	Recordable Accident Rate	Preventable Accident Rate
28,001 (2023)	11/27/2024	N	03/29/2024	0%	0%
MCS-151 Mileage	Safety Rating (Date)	SEA Accident	SEA Driver	SEA Vehicle	SEA Management
0	None (None)	0%	0%	0%	0%
Classification Codes		Cargo Carried (per MCS-150)			
Authorized-For-Hire		General Freight			

DOT MCS-150 History ToC			(as of 12/09/2024 DOT census)						
Census Date	MCS-150 Date	MCS-150 Mileage	VMT Year	Power Units	Drivers	Trailers	Company Rep1	Company Rep2	Email
12/9/2024	11/27/2024	28001	2023	1	1	-	PAVITTER SINGH		PKFREIGHTLINE@GMAIL.COM
10/7/2024	10/2/2024	1000	2023	1	1	-	PAVITTER SINGH		PKFREIGHTLINE@GMAIL.COM
9/10/2024	8/1/2024	1000	2023	1	1	-	PAVITTER SINGH		PKFREIGHTLINE@GMAIL.COM

Crash Summary Chart [ToC](#)Crashes Summary - Chart (based on all available crash data)

No Data

Crashes Summary - Table (based on all available crash data) ToC										
	TOTAL	Last 6 months	7-12 months	13-18 months	19-24 months	25-30 months	30-36 months	37-41 months	42-48 months	Over 49 months
Total Reportable	0	0	0	0	0	0	0	0	0	0
Fatalities	0	0	0	0	0	0	0	0	0	0
Injuries	0	0	0	0	0	0	0	0	0	0
Tow Away	0	0	0	0	0	0	0	0	0	0
With Citations	0	0	0	0	0	0	0	0	0	0
Federal Recordable	0	0	0	0	0	0	0	0	0	0
Preventable	0	0	0	0	0	0	0	0	0	0
Crash per Pwr Unit	-	0.0%	0.0%	0.0%	0.0%	0.0%	0.0%	0.0%	0.0%	-



Inspection Summary ToC

The following inspection information is based on results for 24 months prior to: 03/20/2025. Please note that the total inspections number is not necessarily the total of the vehicle, driver and hazmat inspections, as one inspection may have included any combination of the below inspections.

Overall	Vehicle	Driver	Hazmat
(Please note that the total inspections number is not necessarily the total of the vehicle, driver and hazmat inspections, as one inspection may have included any combination of the below inspections) Total Inspections: 4 Total Out of Service: 0 Out of Service: 0% National Average: 21.23% Difference: -21.23%	Total Inspections: 4 Total Out of Service: 0 Out of Service: 0.00% National Average: 25.43% Difference: -25.43%	Total Inspections: 4 Total Out of Service: 0 Out of Service: 0.00% National Average: 6.7% Difference: -6.7%	Total Inspections: 0 Total Out of Service: 0 Out of Service: 0.00% National Average: 2.98% Difference: -2.98%

KPI: Inspection Viol OOS Rates by Cargo Group ToC

Cargo Group	OVERALL		VEHICLE		DRIVER		HAZMAT	
	Average	Compared to Average	Average	Compared to Average	Average	Compared to Average	Average	Compared to Average
General Freight	28.57%	Better	25.02%	Better	12.41%	Better	0.20%	Better
PK FREIGHTLINE INC	0%		0%		0%		0%	

FHWA Registration Information: The following data on this Motor Carrier is from the Federal Hwy Administration (as of 12/4/2024)

Docket Number	DOT Number	Company Name	DBA Name	Address	City	State	Country	ZIP Code
MC1629892	4218028	PK FREIGHTLINE INC		9713 EVERBLOOM WAY	SACRAMENTO	CA	US	95829
Phone Number	Fax Number	Mail Address	Mail City	Mail State	Mail Contry	Mail ZIP Code	Mail Phone Number	Mail Fax Number
(916)-823-1420								
Date of Last Change	Freight	Passenger	Household Goods	Active Authority	Pending Authority	Revocation Pending Authority		
12/4/2024	Y	N	N	/ Common /	/	/		

Insurance Required (as of 12/04/2024) ToC

Docket Number	Insurance Type	Insurance Required	Insurance on File
MC1629892	BIPD	\$750k	\$750k
MC1629892	Cargo	No	No
MC1629892	Bond	No	No

Active / Pending Insurance (as of 12/04/2024)

Docket Number	Form	Type	Insurance Carrier	Policy/Surety	Coverage From	Coverage To	Required	On File	Effective Date	Cancel Date
MC1629892	91X	BIPD/Primary	SECURITY NATIONAL INSURANCE CO.	SMC1819019	\$0k	\$750k	\$750k	\$750k	04/19/2024	-

Insurance History (as of 12/04/2024)

No Data for Insurance History (as of 12/04/2024)



FHWA Authorities (as of 12/04/2024) ToC								
Docket#	L&I Name	Active Authority	Inactive Authority	Pending Authority	Revocation Pending Authority	Freight	Passenger	Household Goods
MC1629892	PK FREIGHTLINE INC	Common /				Yes	No	No

Authority History (as of 12/04/2024)				
Docket Number	Sub	Auth Type	Original Action	Disposition
MC1629892		COMMON	GRANTED 4/26/2024 12:00:00 AM	

Severe Violations (i.e. those with >= 8 points) - Chart ToC

No Data

Severe Violations (i.e. those with >= 8 points) - Table

No Data

Violation Report ToC						
Inspection Date	Inspection State	BASIC	Violation Description	OOS	VIN	Severity Points
09/25/2024	NM	Vehicle Maintenance	393.60E - WINDSHIELD - OBSTRUCTED.	No	3AKJHHDR6NSNB9590	1
09/25/2024	NM	Unsafe Driving	392.2 - Operating a commercial motor vehicle not in accordance with the laws, ordinances, and regulations of the jurisdiction in which it is being operated - Unsafe Driving	No	3AKJHHDR6NSNB9590	0

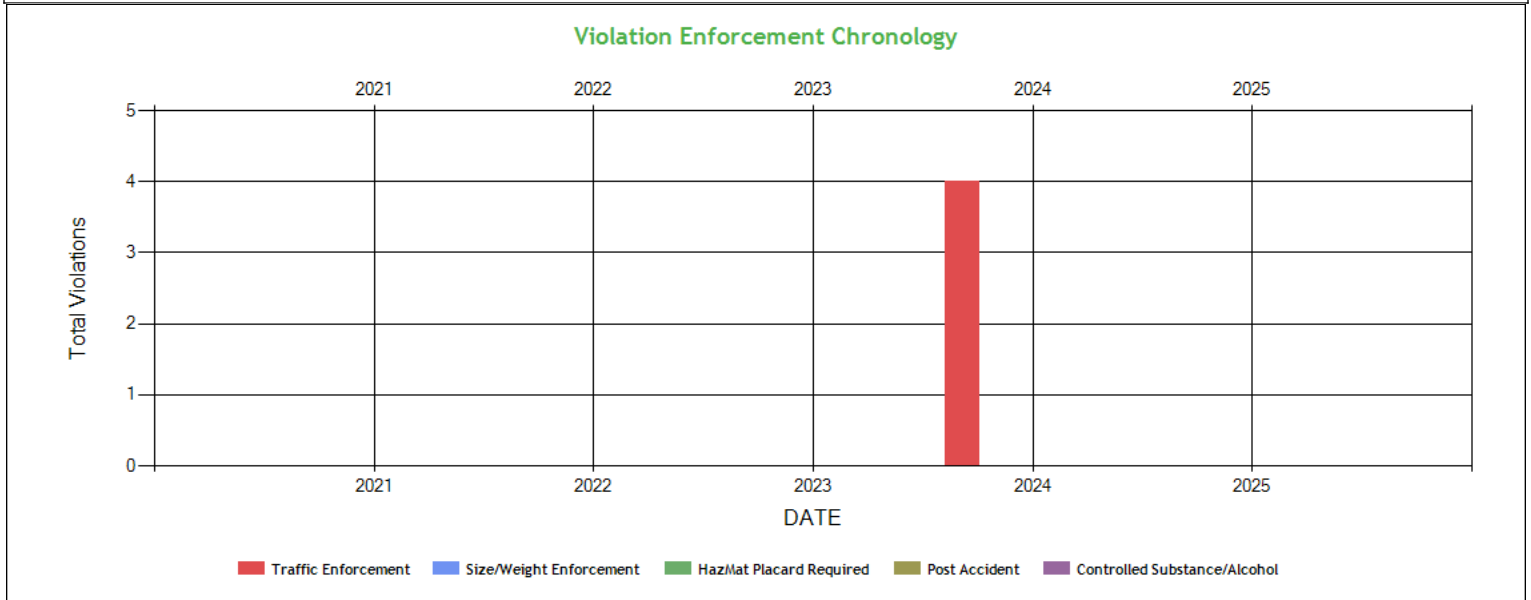
No filters were applied when generating this report, see the live report for more options.

Violation Summary ToC						
BASIC	Violation Group	Code	Description	# of Violations	# of OOS Violations	Severity Points
Vehicle Maintenance	Windshield/ Glass/ Markings	393.60E	WINDSHIELD - OBSTRUCTED.	1	0	1
Unsafe Driving	Not used in SMS Calculation	392.2	Operating a commercial motor vehicle not in accordance with the laws, ordinances, and regulations of the jurisdiction in which it is being operated - Unsafe Driving	1	0	0

No filters were applied when generating this report, see the live report for more options.



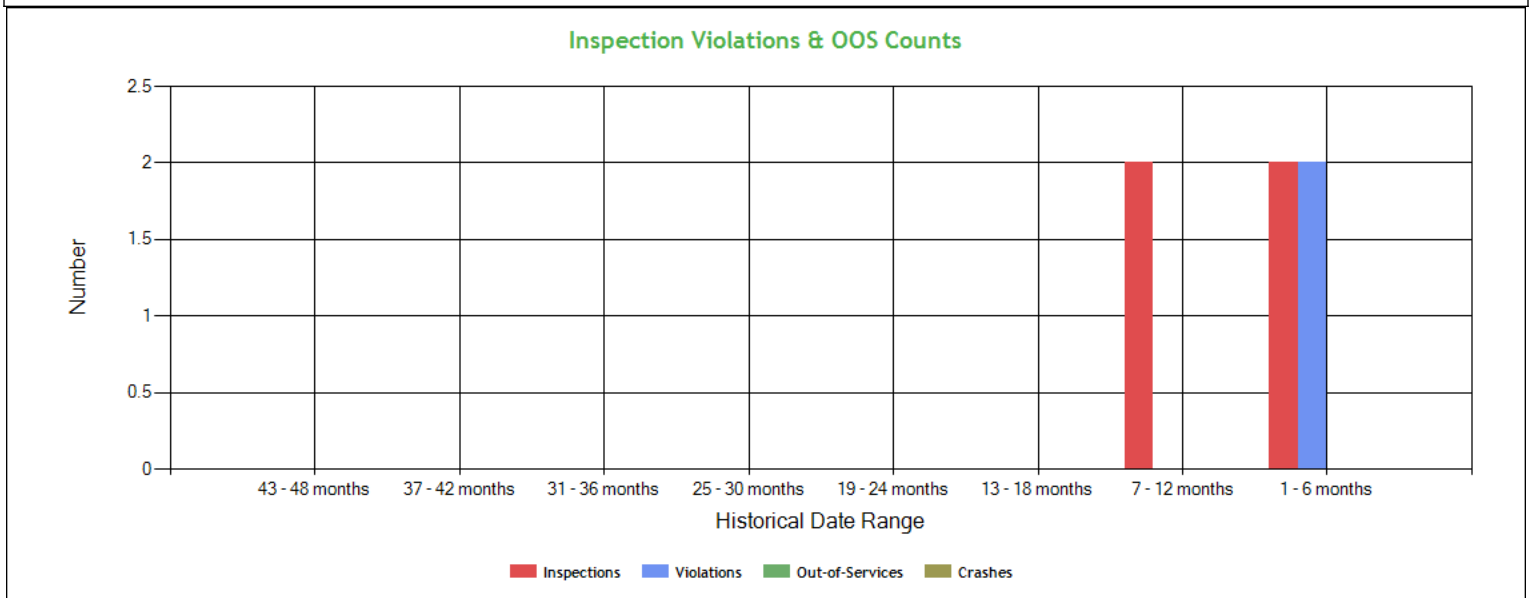
Violation Enforcement Chronology - Chart ToC



Violation Enforcement Chronology - Table ToC

	2021	2022	2023	2024	2025
Traffic Enforcement	0	0	0	4	0
Size/Weight Enforcement	0	0	0	0	0
HazMat Placard Required	0	0	0	0	0
Post Accident	0	0	0	0	0
Controlled Substance/Alcohol	0	0	0	0	0

Inspection Violations & OOS Counts - Chart ToC





Inspection Violations & OOS Counts - Table [ToC](#)

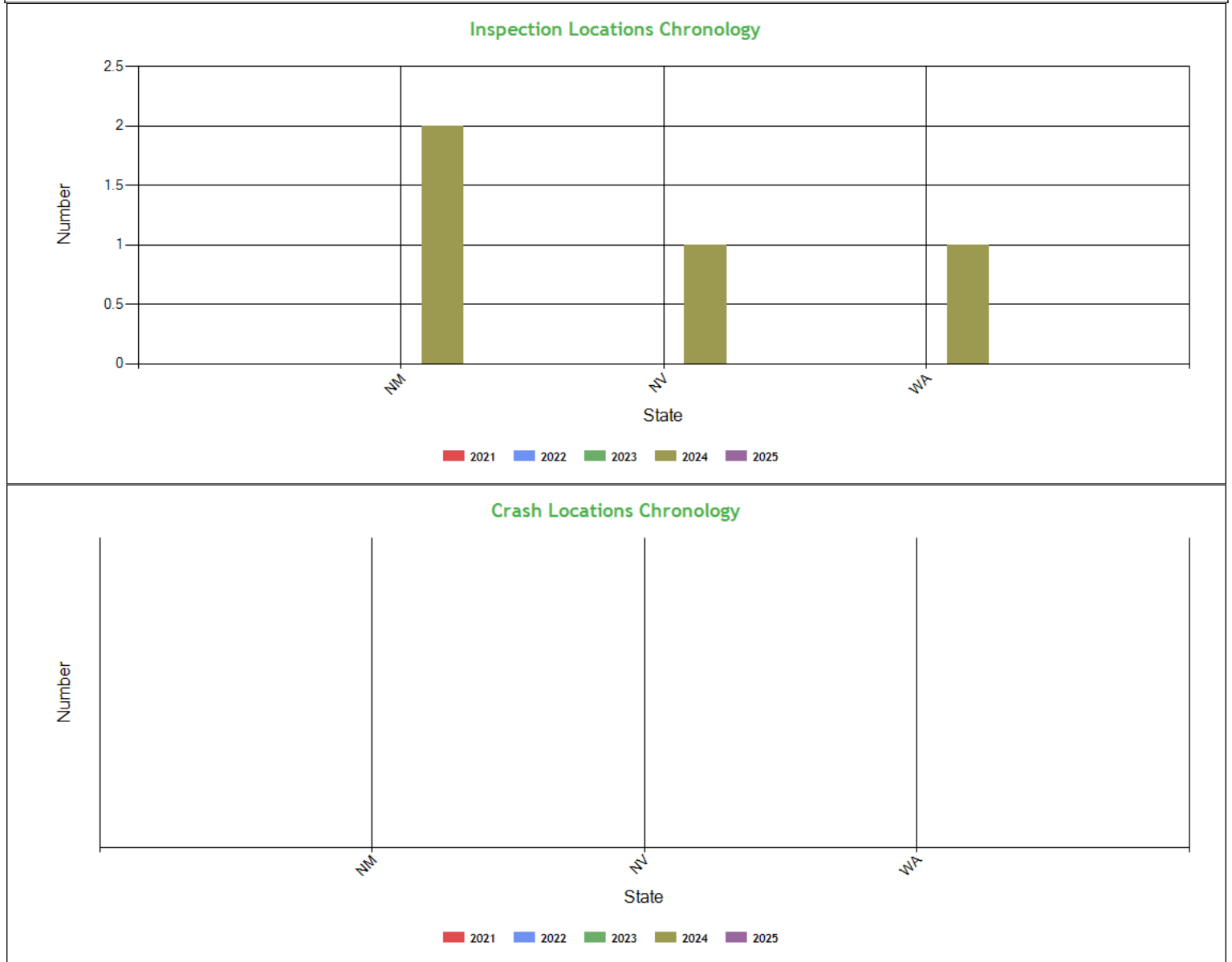
Date Range	Inspections	Violations	Out-of-Services	Crashes
TOTAL	4	2	0	0
1 - 6 months	2	2	0	0
7 - 12 months	2	0	0	0
13 - 18 months	0	0	0	0
19 - 24 months	0	0	0	0
25 - 30 months	0	0	0	0
31 - 36 months	0	0	0	0
37 - 42 months	0	0	0	0
43 - 48 months	0	0	0	0

Radius of Operation (based on Inspections and Crashes during the past 3 years) [ToC](#)

	Total	Drive between 0 and 50 miles radius	Drive between 51 and 200 miles radius	Drive between 201 and 300 miles radius	Drive between 301 and 400 miles radius	Drive between 401 and 500 miles radius	Drive between 501 and 600 miles radius	Drive beyond 600 miles radius
Power Units (i.e. unique VINs)	1	0	0	0	0	0	0	1
Percent	100%	0%	0%	0%	0%	0%	0%	100%



Inspection & Crash Locations - Chart [ToC](#)



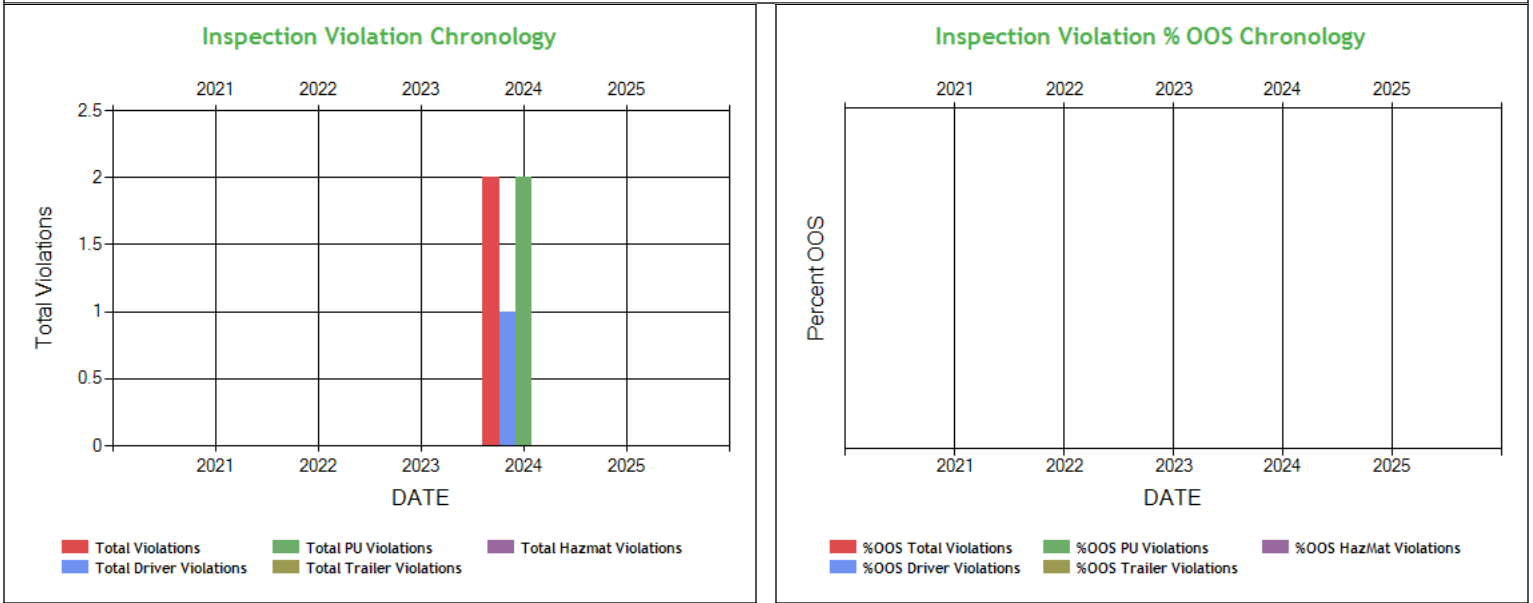
Inspection & Crash Locations - Table [ToC](#)

State	Inspections					Violations					Out-of-Services					Crashes				
	2021	2022	2023	2024	2025	2021	2022	2023	2024	2025	2021	2022	2023	2024	2025	2021	2022	2023	2024	2025
TOTAL	0	0	0	4	0	0	0	0	3	0	0	0	0	0	0	0	0	0	0	0
NM	0	0	0	2	0	0	0	0	2	0	0	0	0	0	0	0	0	0	0	0
NV	0	0	0	1	0	0	0	0	1	0	0	0	0	0	0	0	0	0	0	0
WA	0	0	0	1	0	0	0	0	0	0	0	0	0	0	0	0	0	0	0	0

No hot spot data in the last 12 months



Inspection Violation % OOS Chronology - Chart ToC

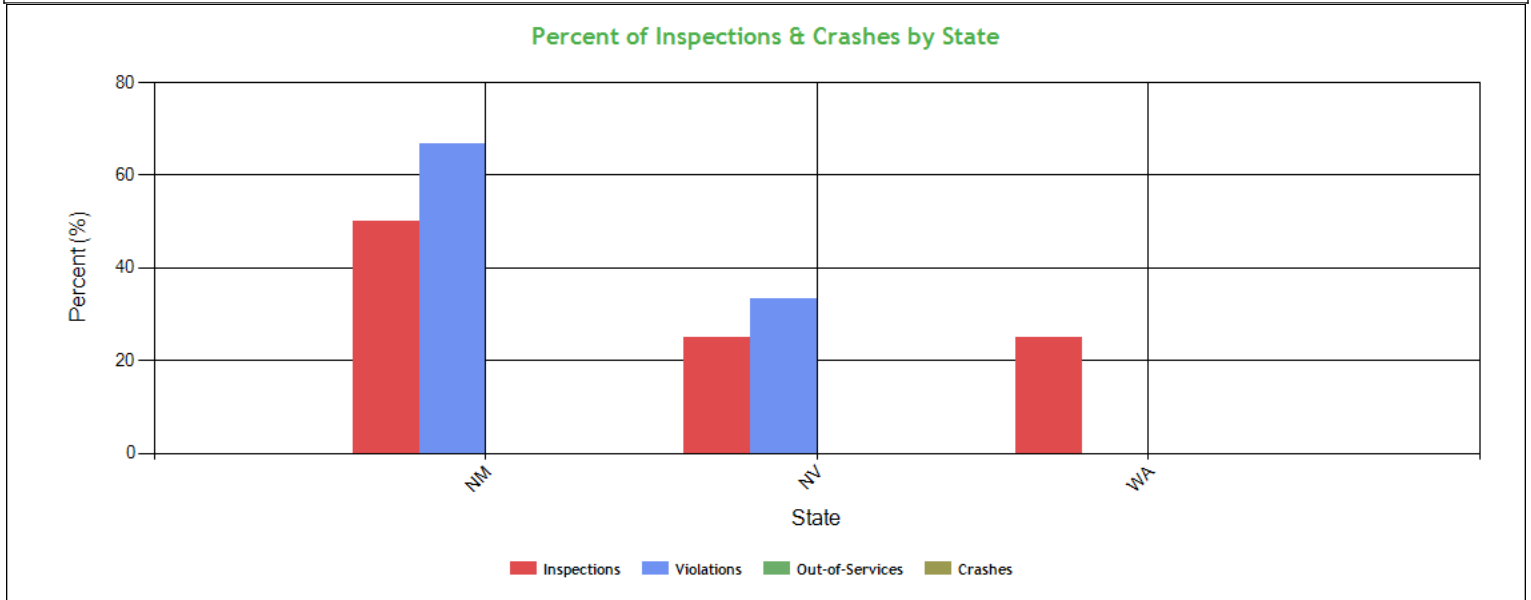


Inspection Violation % OOS Chronology - Table ToC

	2021	2022	2023	2024	2025
Total Violations	0	0	0	2	0
Total Out Of Services	0	0	0	0	0
%OOS Total Violations	0	0	0	0	0
Total Driver Violations	0	0	0	1	0
Total Driver Out Of Services	0	0	0	0	0
%OOS Driver Violations	0	0	0	0	0
Total PU Violations	0	0	0	2	0
Total PU Out Of Services	0	0	0	0	0
%OOS PU Violations	0	0	0	0	0
Total Trailer Violations	0	0	0	0	0
Total Trailer Out Of Services	0	0	0	0	0
%OOS Trailer Violations	0	0	0	0	0
Total Hazmat Violations	0	0	0	0	0
Total Hazmat Out Of Services	0	0	0	0	0
%OOS HazMat Violations	0	0	0	0	0



Percent of Insp & Crash by State - Chart ToC



Percent of Insp & Crash by State - Table (based on Inspection data from the last 4 years) ToC

State	Inspections		Violations		Out-of-Services		Crashes	
	Total	Percent	Total	Percent	Total	Percent	Total	Percent
	4	100	3	100	0	100	0	100
NM	2	50	2	66.7	0	0	0	0
NV	1	25	1	33.3	0	0	0	0
WA	1	25	0	0	0	0	0	0

VIN Insp Summary by State (based on inspection from the last 2 years) ToC

VIN	Insp	Viol Pts	Counts in each State					
			NM		NV		WA	
			Insp	Viol Pts	Insp	Viol Pts	Insp	Viol Pts
TOTALS	8/ 2*	4/ 1**	2	1	1	0	1	0
3AKJHHDR6NSNB9590	4	1	2	1	1	0	1	0
1UYVS2532HU850328	2	0	1	0	0	0	1	0

*<Total number of inspections for these 2 VIN(s)>/n<Total number of inspections for these 3 state(s)>

**<Total severity sum for these 2 VIN(s)>/n<Total severity sum for these 3 state(s)>

Violations By Unit Type ToC

of Violations: 2 Total Severity: 1 based on inspections in the last 2 years

Violation Unit: Driver	# of Violations: 1	Total Severity: 0	% of Total: 0%
Viol. Group: Not used in SMS Calculation	# of Violations: 1	Total Severity: 0	% of Total: 0%
Violation	Number of Occurrences	Viol. Severity	Total Severity
392.2:Operating a commercial motor vehicle not in accord	1	0	0
Violation Unit: Power Unit	# of Violations: 1	Total Severity: 1	% of Total: 100%
Viol. Group: Windshield/ Glass/ Markings	# of Violations: 1	Total Severity: 1	% of Total: 100%
Violation	Number of Occurrences	Viol. Severity	Total Severity
393.60E:WINDSHIELD - OBSTRUCTED.	1	1	1



Equipment Ownership ToC Equipment Ownership (based on MCS-150 dated 11/27/2024)					
	Trucks	Tractors	Trailers	Motor Coaches	Vans
Owned	0	1	1	0	0
Term Leased	0	0	0	0	0
Trip Leased	0	0	0	0	0
Total No.	0	1	1	0	0

Equipment Details Power Units ToC									
VIN	Latest Insp Date	Year	Make	Model	Body Class	Body Type	Axles	Len	Fuel Type
3AKJHHDR6NS NB9590	12/09/2024	2022	FREIGHTLINER	Cascadia	Truck-Tractor	-	-	-	-

Equipment Details Trailers									
VIN	Latest Insp Date	Year	Make	Model	Body Class	Body Type	Axles	Len	Fuel Type
1UYVS2532HU8 50328	12/09/2024	2017	UTILITY	Utility Trailer Manufacturer	Trailer	Van Trailer	2	53	-

Vehicle Age ToC				
Year	# Power Units	PU Percentage	# Trailers	Trailres Percentage
2022	1	100.00%	0	0.00%
2017	0	0.00%	1	100.00%

Based on 24 months of inspection data, see the live report for more options

States of Power Unit Registrations ToC			
State	NM	NV	WA
Number of Power Units	1	1	1

Equipment Acquisitions - Table ToC						
	Power Units inspected for 1st time in past 12 months	Power Units inspected for 1st time in past 24 months	Power Units inspected during entire date range	Trailers inspected for 1st time in past 12 months	Trailers inspected for 1st time in past 24 months	Trailers inspected during entire date range
Unique VINs	1	1	1	1	1	1
Unique License Plates	1	1	1	1	1	1
License Plate States	1	1	1	2	2	2

Driver Details ToC Driver Details (based on MCS-150 dated 11/27/2024)			
	Within 100 mi	Beyond 100 mi	TOTAL
# Drivers Interstate	0	1	1
# Drivers Intrastate	0	0	0
TOTAL	0	1	/

Avg. # Trip Lease Drivers/Mo: 0 # Drivers Grand Total: 1 # Drivers Commercially Licensed: 1



Shared VIN Summary **ToC**

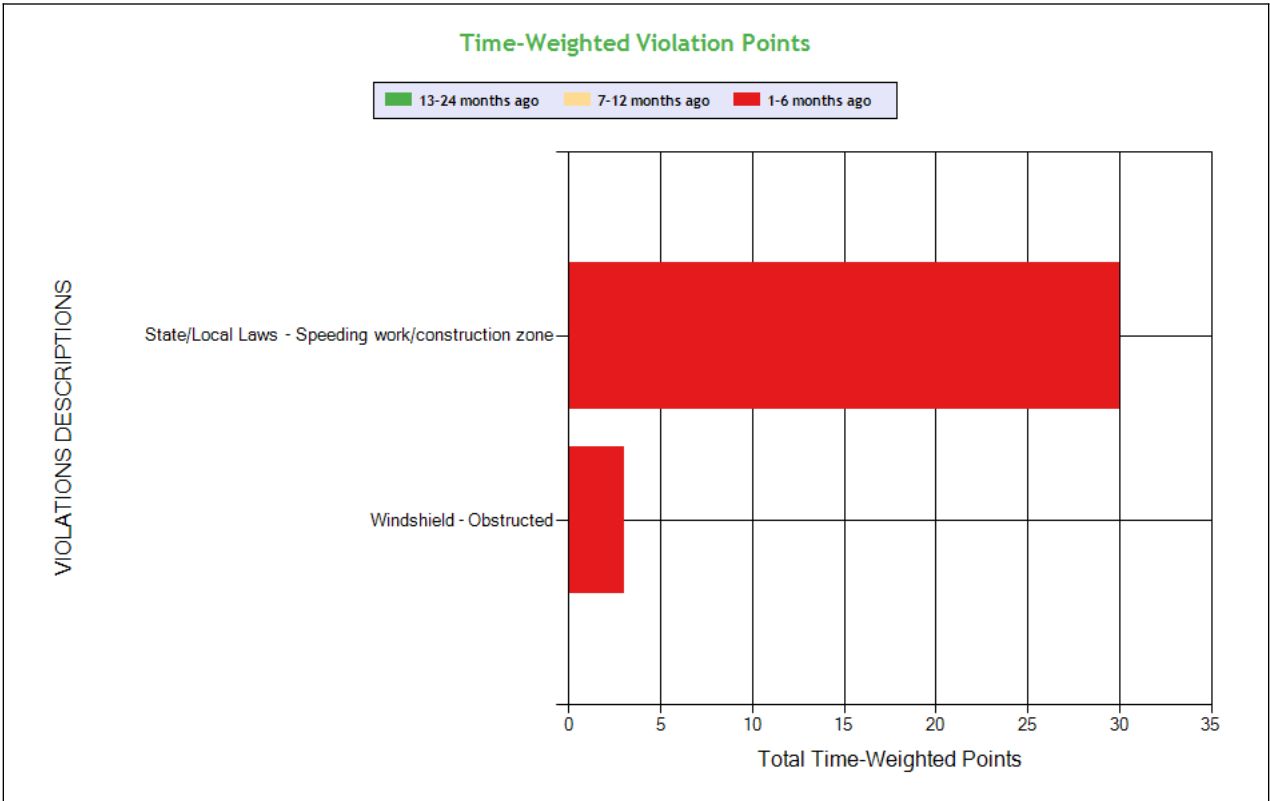
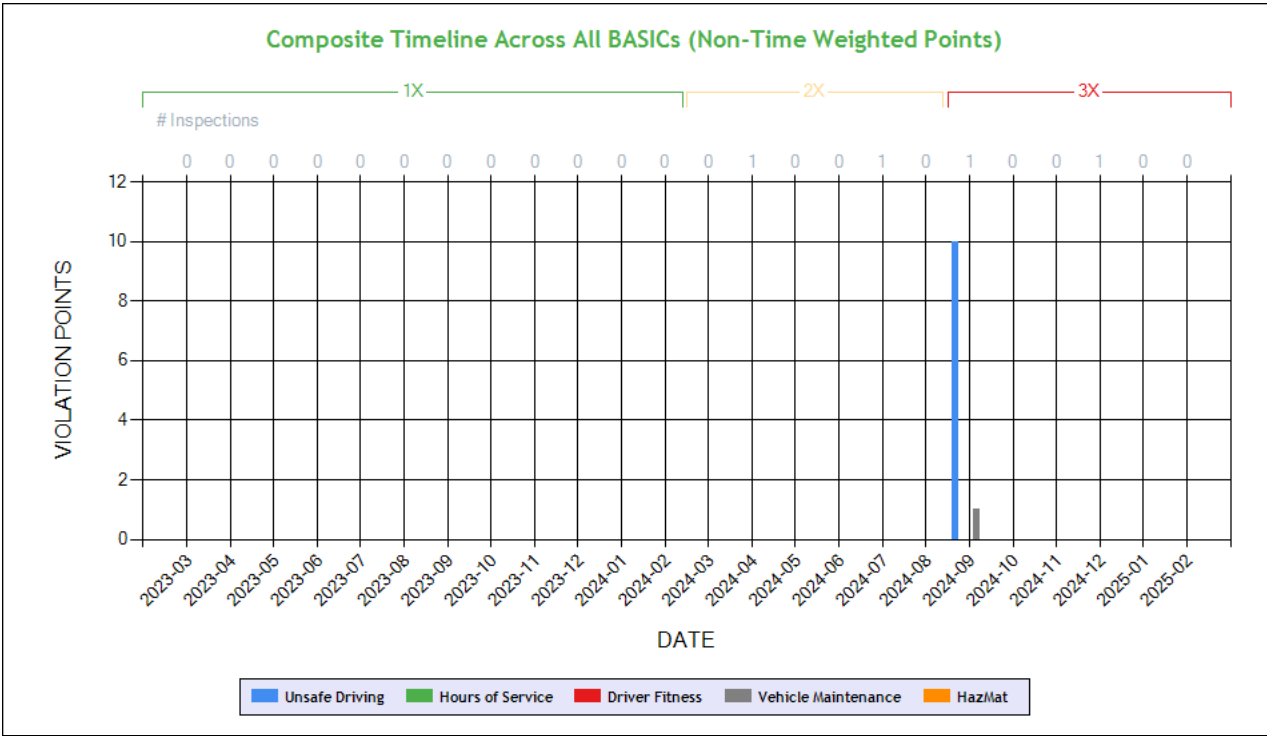
No Data

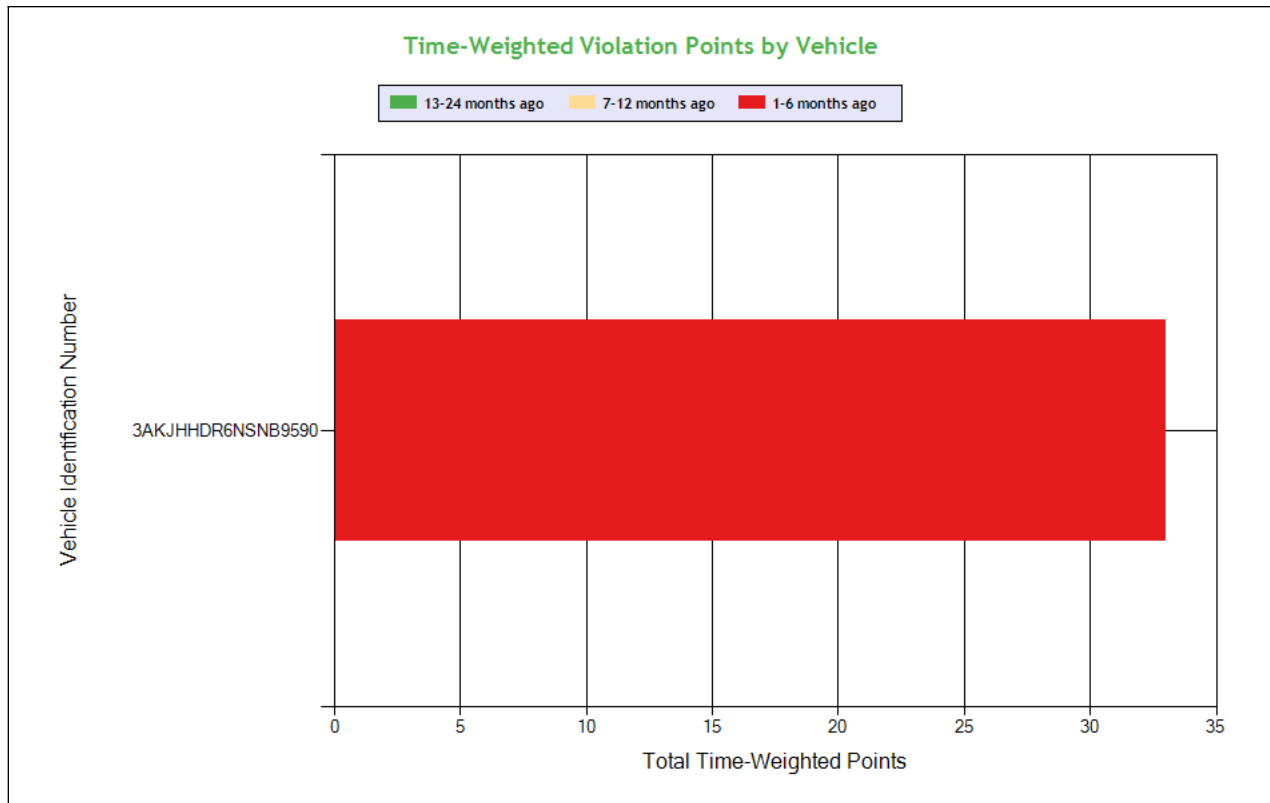
SHIPPERS DETAIL **ToC** based on Inspection results for the last 4 years

Shipper Name	Number of Inspections	Shipper Name	Number of Inspections
No Shipper listed	1	LINGEAGE	1
SCHREIBER FOODS	1	SUSA MURRAY US02 MFG	1



Carrier Underwriting Report Safety Summary ToC





See the Excel file for the complete analysis

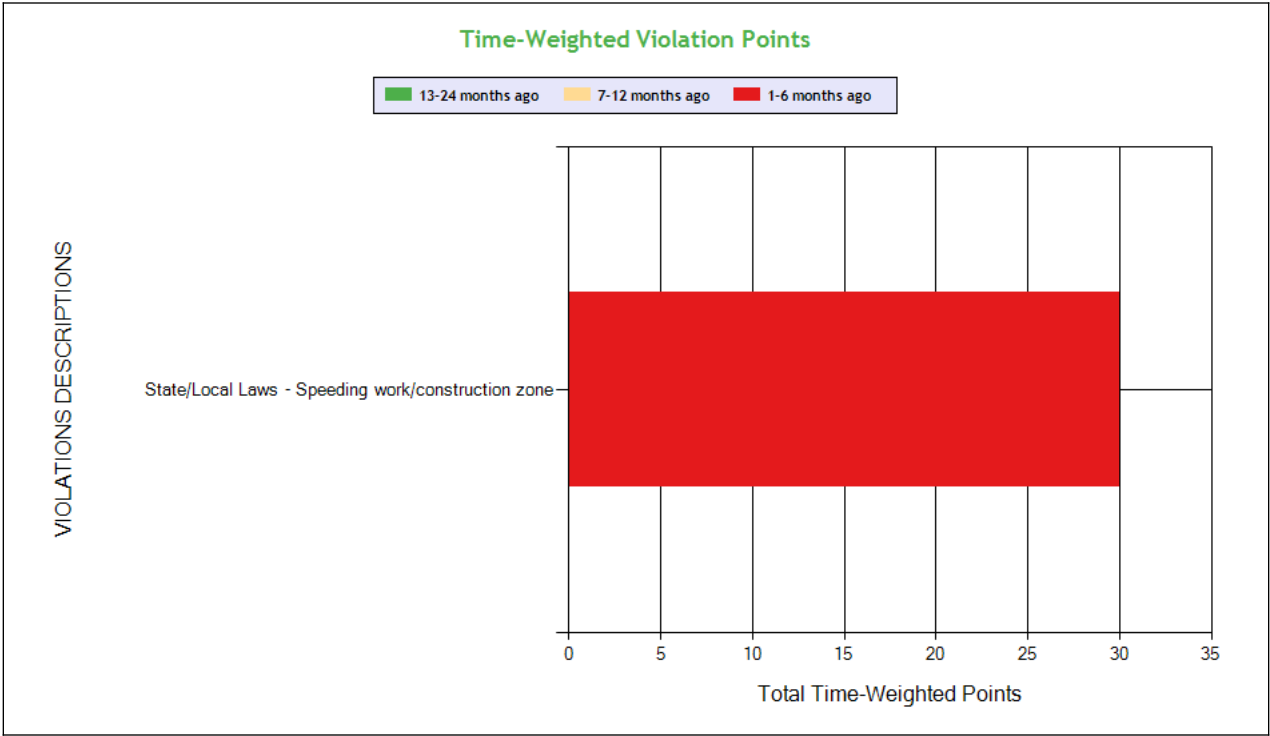
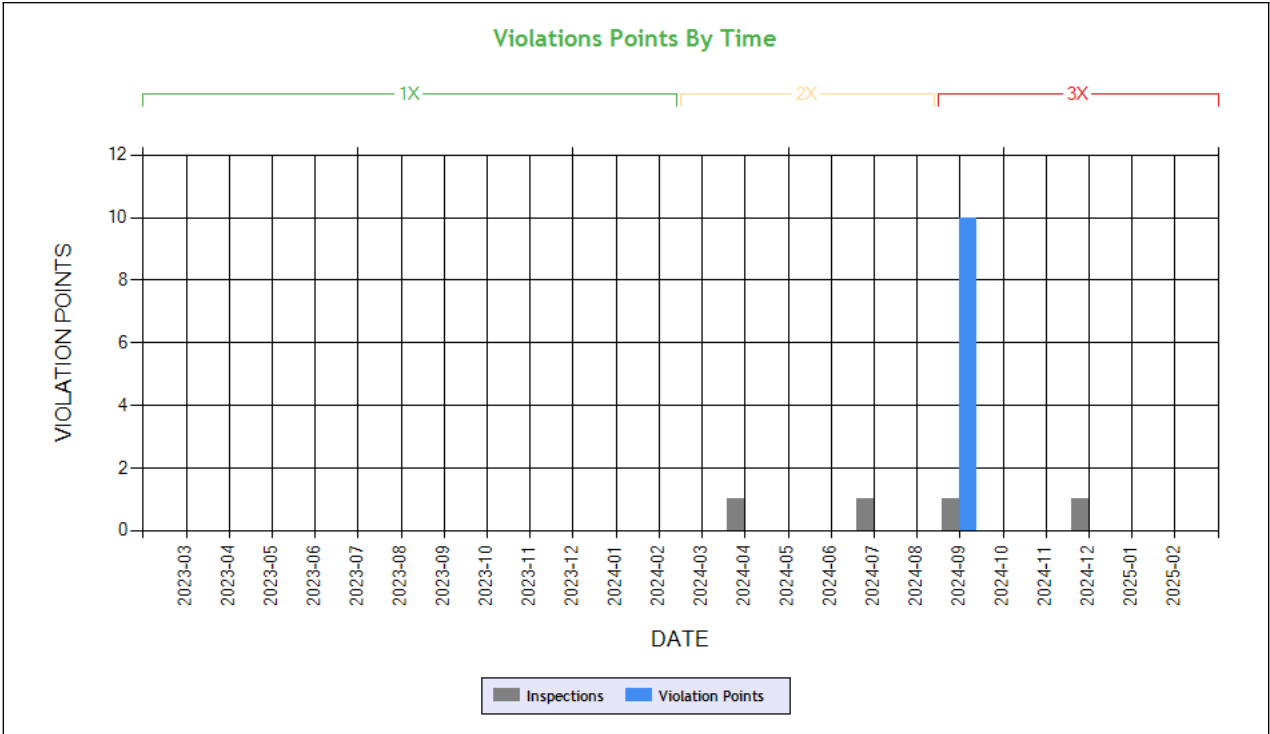
Violations is in (1-6/7-12/13-24mo)

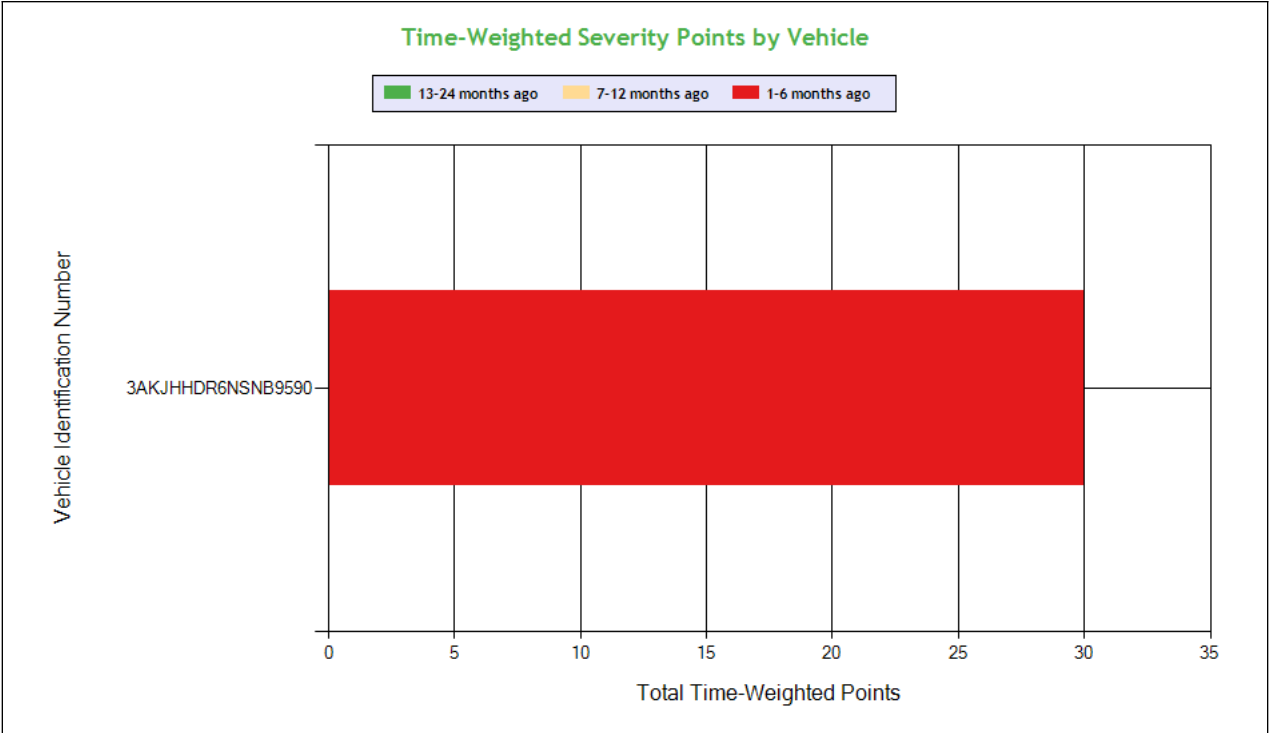
Shaded = Out Of Service Violation				
Violation Group			Speeding 4	Windshield/ Glass/ Markings
Violation Description	Total Time-weighted Points by VIN	% of Total Time-weighted Points by VIN	State/Local Laws - Speeding work/construction zone	Windshield - Obstructed
Driver Resp			Yes	Yes
Total Time-weighted Points			30	3
% Total Time-Wt Pts			90.91	9.09
3AKJHHDR6NSNB9590	33	100	30 (1/0/0)	3 (1/0/0)



SAFETY ANALYSIS ToC

Unsafe Driving





See the Excel file for the complete analysis # Violations is in (1-6/7-12/13-24mo)

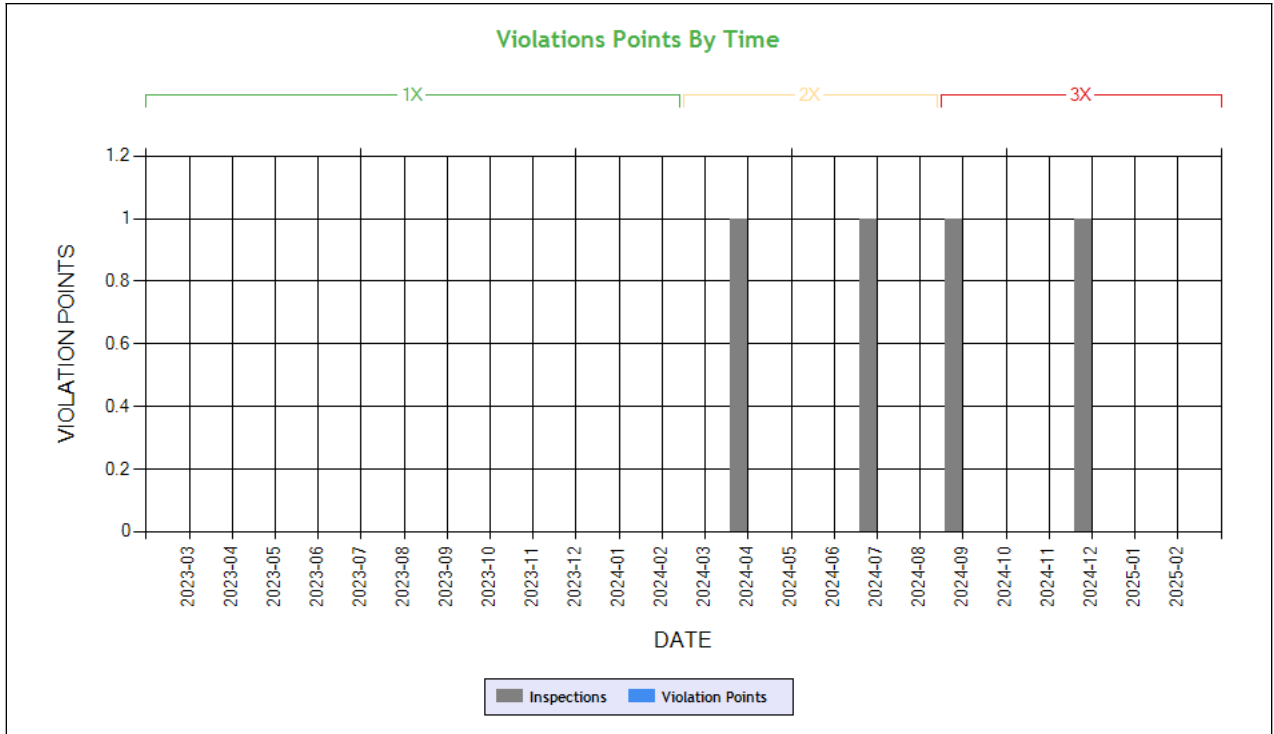
Shaded = Out Of Service Violation			
Violation Group			Speeding 4
Violation Description	Total Time-weighted Points by VIN	% of Total Time-weighted Points by VIN	State/Local Laws - Speeding work/construction zone
Driver Resp			Yes
Total Time-weighted Points			30
% Total Time-Wt Pts			100
3AKJHHDR6NSNB9590	30	100	30 (1/0/0)

HOS Compliance

Time-Weighted Violation Points - no data available to draw a chart
Time-Weighted Severity Points by Vehicle - no data available to draw a chart

See the Excel file for the complete analysis # Violations is in (1-6/7-12/13-24mo)

Shaded = Out Of Service Violation		
Violation Group		
Violation Description	Total Time-weighted Points by VIN	% of Total Time-weighted Points by VIN



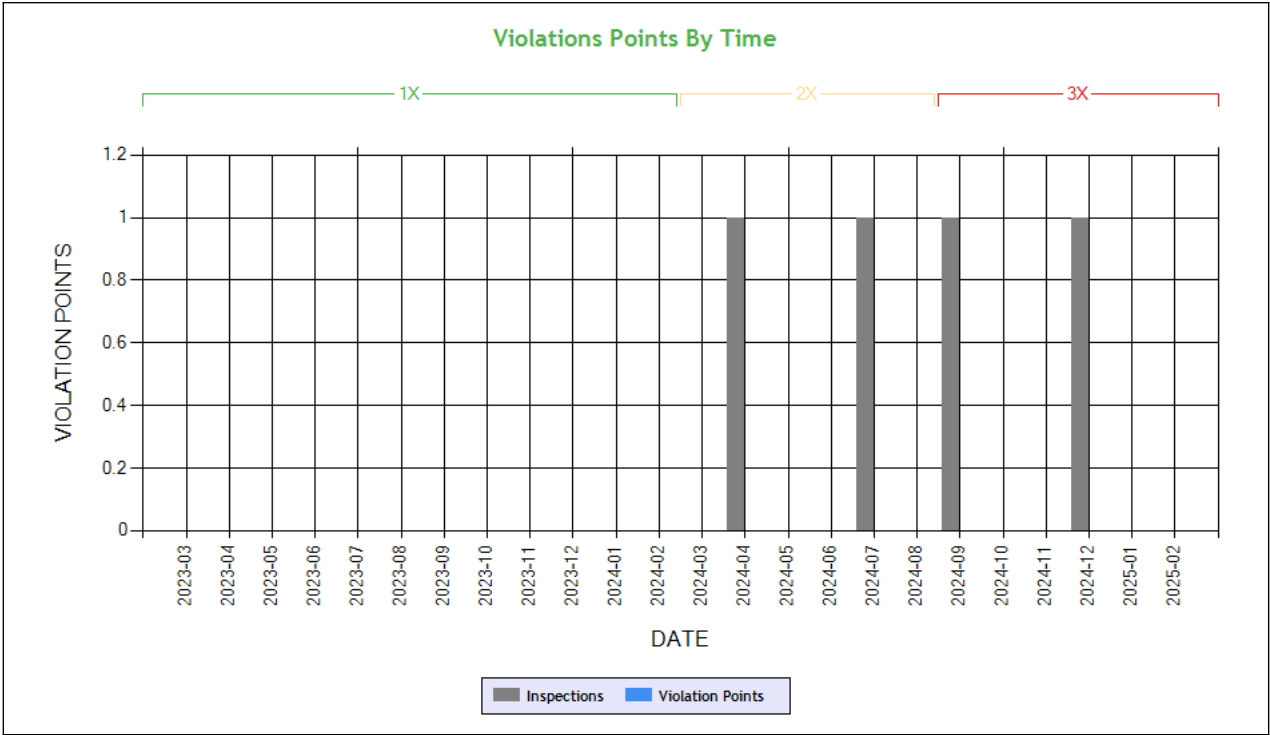
Carrier Software
 1-800-646-5152
 info@CarrierSoftware.com

CONFIDENTIAL - Intended for use by Amerigo Insurance Agency - Date: 3/21/2025
PK FREIGHTLINE INC - DOT# 4218028 / MC1629892

Driver Resp		
Total Time-weighted Points		
% Total Time-Wt Pts		



Driver Fitness



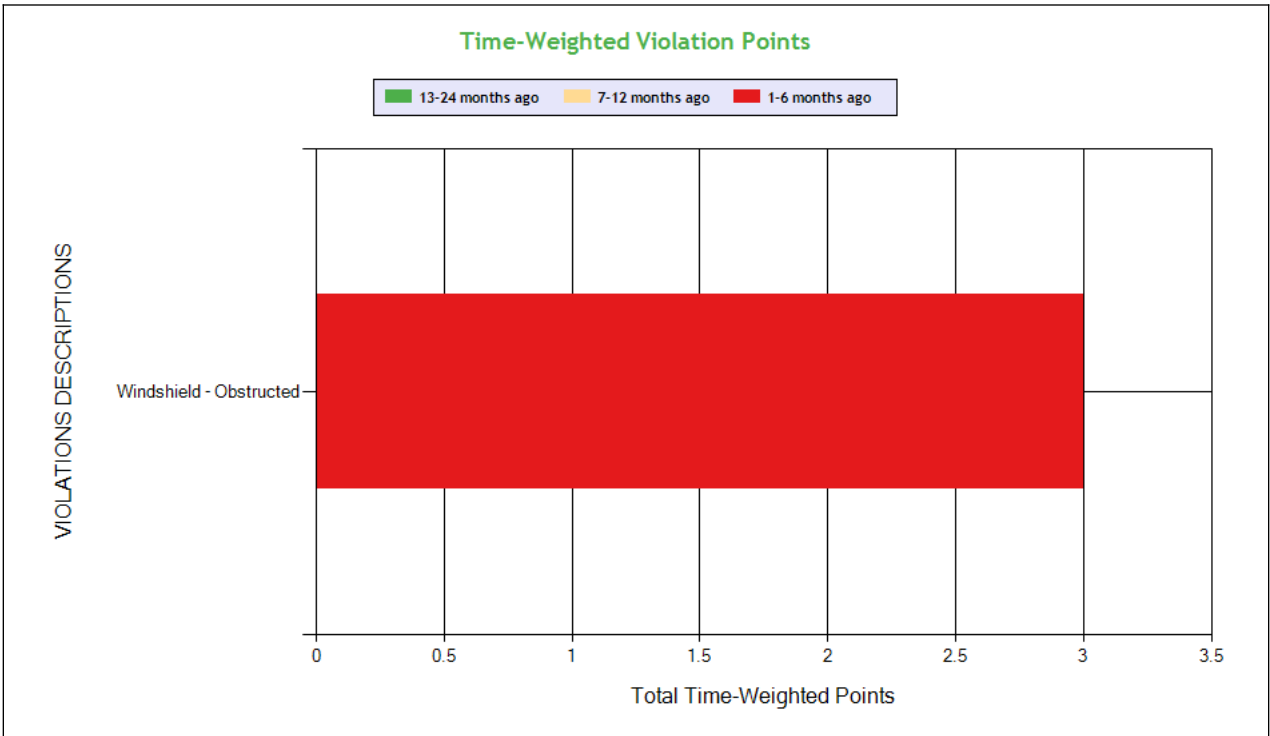
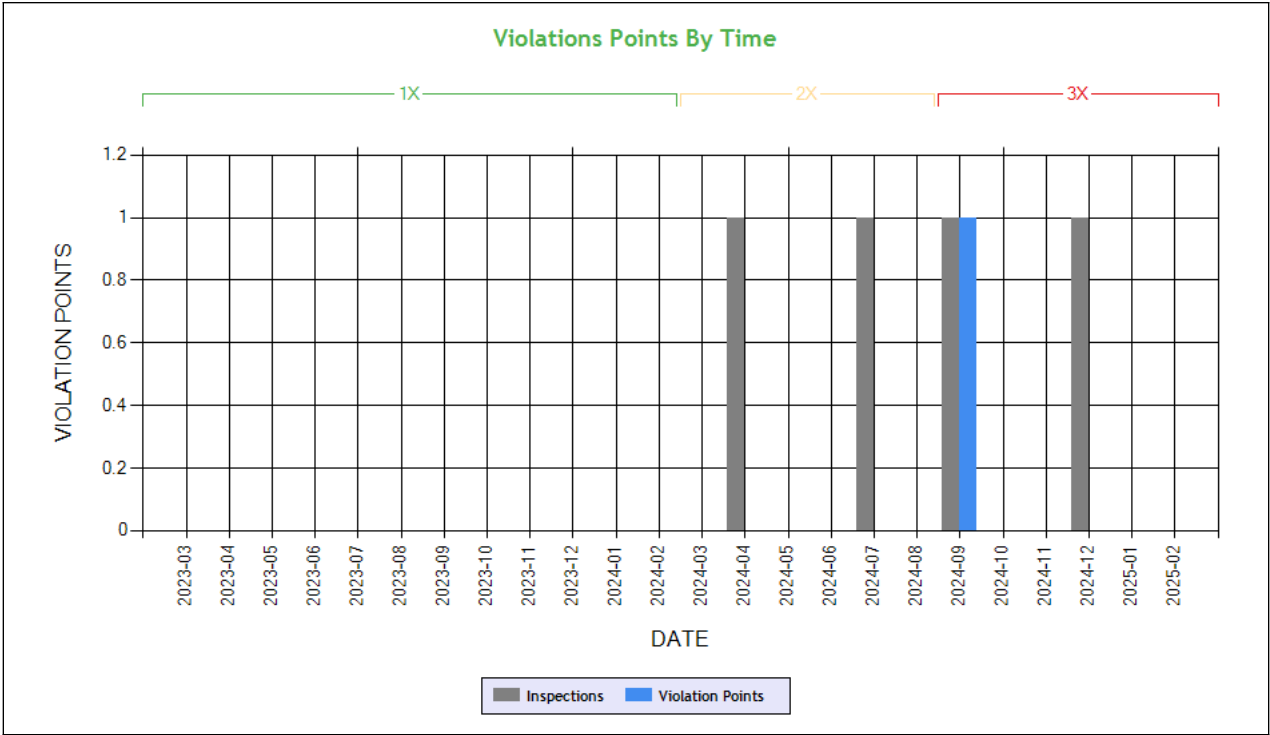
Time-Weighted Violation Points - no data available to draw a chart
Time-Weighted Severity Points by Vehicle - no data available to draw a chart

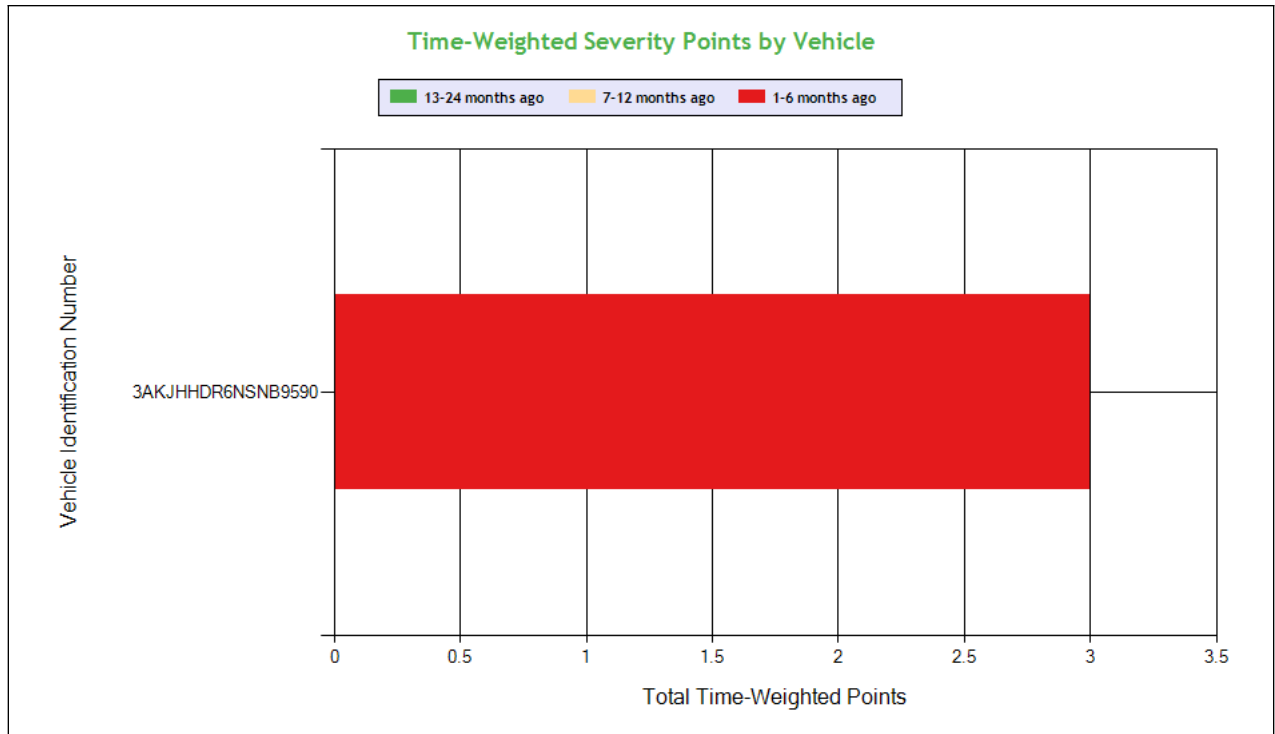
See the Excel file for the complete analysis # Violations is in (1-6/7-12/13-24mo)

Shaded = Out Of Service Violation		
Violation Group		
Violation Description	Total Time-weighted Points by VIN	% of Total Time-weighted Points by VIN
Driver Resp		
Total Time-weighted Points		
% Total Time-Wt Pts		



Vehicle Maintenance





Carrier Software
 1-800-646-5152
 info@CarrierSoftware.com

CONFIDENTIAL - Intended for use by Amerigo Insurance Agency - Date: 3/21/2025

PK FREIGHTLINE INC - DOT# 4218028 / MC1629892

See the Excel file for the complete analysis

Violations is in (1-6/7-12/13-24mo)

Shaded = Out Of Service Violation			
Violation Group			Windshield/ Glass/ Markings
Violation Description	Total Time-weighted Points by VIN	% of Total Time-weighted Points by VIN	Windshield - Obstructed
Driver Resp			Yes
Total Time-weighted Points			3
% Total Time-Wt Pts			100
3AKJHHDR6NSNB9590	3	100	3 (1/0/0)

COLOR CODED CRASH TABLE ToC

No crashes have been reported by the DOT on this Motor Carrier

INSPECTIONS WITH SHARED EQUIPMENT:

No Data



LEGEND

Vehicle Information

Inspection for DOT # being analyzed

Inspection for Different DOT

Crash Information for specific VIN

INSPECTION DETAILS for ALL Inspections

PDF shows the first 100 Power Unit & Trailer VINs with most recent inspections using data from the last 4 years

POWER UNIT Inspections Section

VIN: 3AKJHHDR6NSNB9590				Unit: Truck Tractor		Year: 2022	Make: FREIGHTLINER	
Crash Report No.	DOT	Date	State	Fatalities	Injuries	Tow Away	Vehicles Involved	
TX6RKCHQE1HH	3199678	12/18/2023	TX	0	0	Yes	2	
WY0202202532	3199678	03/05/2022	WY	0	0	Yes	3	
DOT No: 4218028		Docket No: MC1629892		Name: PK FREIGHTLINE INC		Interstate: Yes		
Date	Unit License	Unit Lic State	Violation Unit	Violation Description		Severity	OOS	Citation
12/09/2024	ZP14539	CA	-	-		-	-	-
09/25/2024	ZP02335	CA	1	393.60E - WINDSHIELD - OBSTRUCTED.		1	No	
09/25/2024	ZP02335	CA	D	392.2 - Operating a commercial motor vehicle not in accordance with the laws, ordinances, and regulations of the jurisdiction in which it is being operated - Unsafe Driving		0	No	9775648
07/20/2024	ZP02335	CA	-	-		-	-	-
04/20/2024	ZP02335	CA	1	390.21TB		0	No	
DOT No: 3199678		Docket No: MC163869		Name: OKM TRUCKING INC		Interstate: Yes		
Date	Unit License	Unit Lic State	Violation Unit	Violation Description		Severity	OOS	Citation
03/15/2023	P1131932	IL	-	-		-	-	-
03/14/2023	P1131932	IL	D	392.2H - State/Local Hours-of-Service (HOS)		7	No	
01/17/2023	P1131932	IL	-	-		-	-	-
01/08/2023	P1131932	IL	-	-		-	-	-
12/19/2022	P1131932	IL	-	-		-	-	-
09/14/2022	P1131932	IL	-	-		-	-	-
04/27/2022	P1131932	IL	D	395.8E - False report of drivers record of duty status		7	Yes	
03/10/2022	P1131932	IL	-	-		-	-	-
12/08/2021	TEMP	IL	-	-		-	-	-

TRAILER Inspections Section

VIN: 3AKJHHDR6NSNB9590				Unit: Truck Tractor		Year: 2022	Make: FREIGHTLINER
Crash Report No.	DOT	Date	State	Fatalities	Injuries	Tow Away	Vehicles Involved
TX6RKCHQE1HH	3199678	12/18/2023	TX	0	0	Yes	2
WY0202202532	3199678	03/05/2022	WY	0	0	Yes	3
DOT No: 4218028		Docket No: MC1629892		Name: PK FREIGHTLINE INC			Interstate: Yes



Date	Unit License	Unit Lic State	Violation Unit	Violation Description	Severity	OOS	Citation
12/09/2024	ZP14539	CA	-	-	-	-	-
09/25/2024	ZP02335	CA	1	393.60E - WINDSHIELD - OBSTRUCTED.	1	No	
09/25/2024	ZP02335	CA	D	392.2 - Operating a commercial motor vehicle not in accordance with the laws, ordinances, and regulations of the jurisdiction in which it is being operated - Unsafe Driving	0	No	9775648
07/20/2024	ZP02335	CA	-	-	-	-	-
04/20/2024	ZP02335	CA	1	390.21TB	0	No	
DOT No: 3199678		Docket No: MC163869		Name: OKM TRUCKING INC		Interstate: Yes	
Date	Unit License	Unit Lic State	Violation Unit	Violation Description	Severity	OOS	Citation
03/15/2023	P1131932	IL	-	-	-	-	-
03/14/2023	P1131932	IL	D	392.2H - State/Local Hours-of-Service (HOS)	7	No	
01/17/2023	P1131932	IL	-	-	-	-	-
01/08/2023	P1131932	IL	-	-	-	-	-
12/19/2022	P1131932	IL	-	-	-	-	-
09/14/2022	P1131932	IL	-	-	-	-	-
04/27/2022	P1131932	IL	D	395.8E - False report of drivers record of duty status	7	Yes	
03/10/2022	P1131932	IL	-	-	-	-	-
12/08/2021	TEMP	IL	-	-	-	-	-

Inspection Summary By Month (based on inspections from the last 4 years) ToC

Year-Month	Number of Inspections	Number of Power Units	Total Violations	Total OOS Inspections	Total Severity Points	Number of Crashes
2024-12	1	1	0	0	0	0
2024-09	1	1	2	0	1	0
2024-07	1	1	0	0	0	0
2024-04	1	1	1	0	0	0

Note: The most recent month's counts may not include all the inspections for that month.

VIN Inspection Violation Details ToC

of VINs: 2 # of Insp: 3 Severity Weight: 2 Avg. Weight/VIN: 0.7 (based on inspections in the last 4 years, showing top 50 VINs inspected most recently)

VIN 1UYVS2532HU850328		# of Inspections: 1		Total Severity: 1		Percentage of Total: 50.00%		Avg. Weight Per Inspection: 1.0	
Inspection Date	Inspection ID	Inspection State	Location Description	Total Severity	# of Violations	Shipper Name	Inspection Level	Post Accident	Out of Service
09/25/2024	82765950	NM	I-40	1	1	SUSA MURRAY US02 MFG	2	No	No
BASIC		Unit Type		Severity		Description		Out of Service	
Vehicle Maintenance		Semi Trailer		1		393.60E:WINDSHIELD - OBSTRUCTED.		No	
VIN 3AKJHHDR6NSNB9590		# of Inspections: 2		Total Severity: 1		Percentage of Total: 50.00%		Avg. Weight Per Inspection: 0.5	
Inspection Date	Inspection ID	Inspection State	Location Description	Total Severity	# of Violations	Shipper Name	Inspection Level	Post Accident	Out of Service
09/25/2024	82765950	NM	I-40	1	2	SUSA MURRAY US02 MFG	2	No	No
BASIC		Unit Type		Severity		Description		Out of Service	
Vehicle Maintenance		Truck Tractor		1		393.60E:WINDSHIELD - OBSTRUCTED.		No	
Unsafe Driving		Truck Tractor		0		392.2:Operating a commercial motor vehicle not in accord		No	
Inspection Date	Inspection ID	Inspection State	Location Description	Total Severity	# of Violations	Shipper Name	Inspection Level	Post Accident	Out of Service
04/20/2024	81510262	NV	WINNEMUCCA	0	1		2	No	No
BASIC		Unit Type		Severity		Description		Out of Service	
		Truck Tractor		0		390.21TB		No	



Inspection History ToC							
Inspection Date	Report Number	Report State	Plate Number	Plate State	Type	Severity Weight	Time Weight
12/09/2024	2148000042	WA	ZP14539	CA	Truck Tractor		3
09/25/2024	3884O7HJNC	NM	ZP02335	CA	Truck Tractor		3
3AKJHHDR6NSNB9590 - Power Unit - Unsafe Driving Violation: 392.2Operating a commercial motor vehicle not in accordance with the laws, ordinances, and regulations of the jurisdiction in which it is being operated - Unsafe Driving						0	
3AKJHHDR6NSNB9590 - Power Unit - Vehicle Maintenance Violation: 393.60EWINDSHIELD - OBSTRUCTED.						1	
07/20/2024	0940O5ML8G	NM	ZP02335	CA	Truck Tractor		2
04/20/2024	6246018269	NV	ZP02335	CA	Truck Tractor		2
3AKJHHDR6NSNB9590 - Power Unit - State/Local Laws Violation: 390.21TB						0	
Only the first 20 inspections are shown. See the live report for more data.							