



## Table of Contents

1. Overview	2. BASIC Scores History
3. BASIC Measures	4. KPI: BASIC Measures by Cargo Group
5. Estimated ISS Score	6. Investigation Results
7. Penalties History	8. Acute Critical Violations
9. Red Flag Violation Details	10. DOT Registration Information
11. DOT MCS-150 History	12. Crash Summary
13. Inspection Summary	14. KPI: Inspection Viol OOS Rates by Cargo Group
15. FHWA Registration Information	16. FHWA Insurance Information
17. FHWA Authorities	18. Severe Violations
19. Violation Report	20. Violation Summary
21. Violation Enforcement Chronology	22. Inspection Violations & OOS Counts
23. Radius Of Operation	24. Inspection & Crash Locations
25. Cargo Hot Spots	26. Inspection Violations & OOS Chronology
27. Percent of Insp & Crash by State	28. VIN Insp Summary by State
29. Violations By Unit Type	30. Equipment Ownership
31. Equipment Details	32. Vehicle Age
33. States of Power Unit Registrations	34. Equipment Acquisitions
35. Driver Details	36. Shared VIN Summary
37. Shipper Table	38. Safety Summary
39. Safety Details	40. Crash Detail Color Coded
41. Inspections with Shared Equipment	42. Inspection Tabular Details
43. Inspection Summary By Month	44. VIN Inspection Violation Details
45. Inspection History	



**Business Address**

220 D ST  
UNION CITY, CA  
94587

**Contact Info**

(510)-634-0726  
CJSINGH2024@GMAIL.COM

**FHWA Address**

220 D ST  
UNION CITY, CA, 94587  
**Phone:** (510)-634-0726

**Mailing Address**

220 D ST  
UNION CITY, CA  
94587-2429

**Overview** [ToC](#)

**Operating Status:** AUTHORIZED FOR Property  
2 other companies viewed this DOT in the past two months  
**Crash/PU ratio:** 0.0%  
**Clean Inspection ratio:** 75.0%

**Estimated BASIC Scores (as of 12/27/2024)**

	Unsafe Driving	Hours of Service	Driver Fitness	Controlled Sub. and Alcohol	Vehicle Maintenance	HM Compliance	Crash
<b>Relative Scores</b>	0% ○	0% ⬇	0% ○	0% ○	0% ⬆	0% ○	0% ○
<b>Alert Status</b>	No	No	No	No	No	No	No



**Estimated Inspection Selection System (ISS) Score: 2**  
**Category: Pass**

**BASIC Scores History - Unsafe Driving** [ToC](#)

There are no Scores for this BASIC

**BASIC Scores History - Hours of Service** [ToC](#)

There are no Scores for this BASIC

**BASIC Scores History - Driver Fitness** [ToC](#)

There are no Scores for this BASIC

**BASIC Scores History - Controlled Substance** [ToC](#)

There are no Scores for this BASIC



### BASIC Scores History - Vehicle Maintenance ToC

There are no Scores for this BASIC

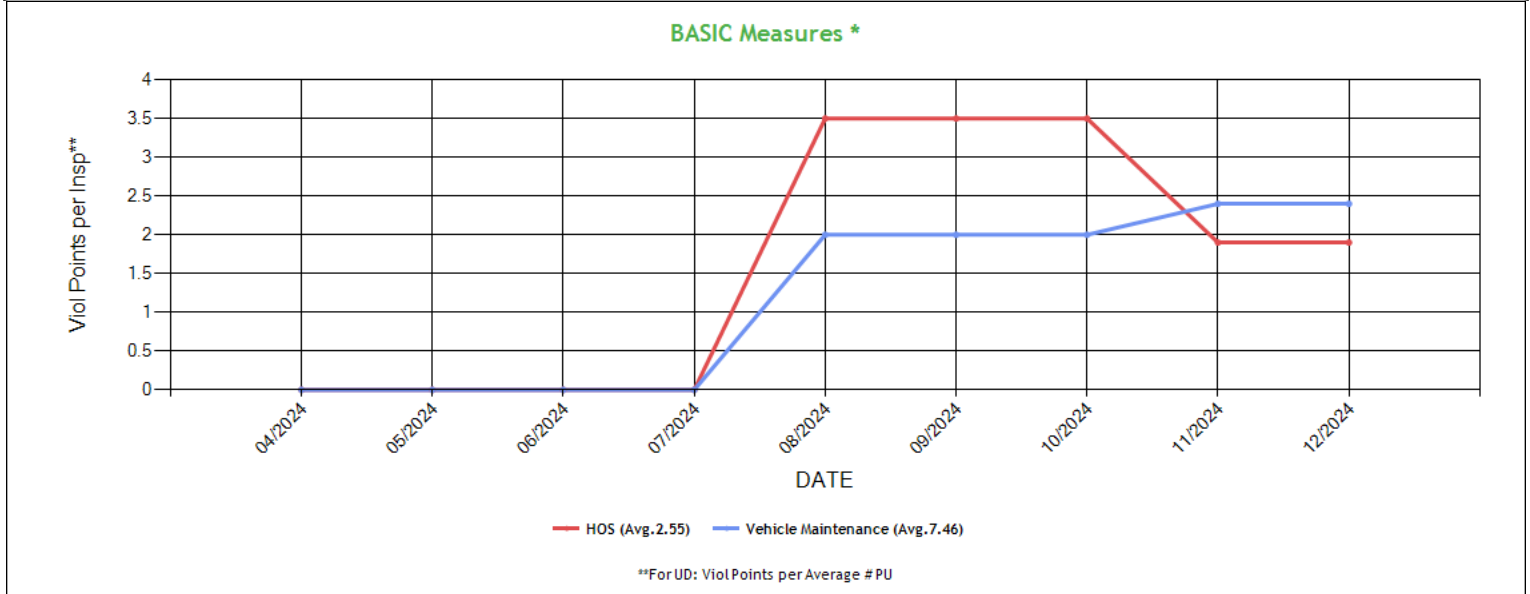
### BASIC Scores History - Crash ToC

There are no Scores for this BASIC

### BASIC Scores History - Hazmat ToC

There are no Scores for this BASIC

### BASIC Measures: Violation Points per Inspection Trends ToC



\* BASIC Measures are the absolute SMS scores that are compared within each Safety Event Group to determine the BASIC Score percentiles. Averages based on fleets with 1-5 power units.

### BASIC Measures \* - Table ToC

UD-Unsafe Driving, HOS-Hours of Service, DF-Driver Fitness, CS-Controlled Substances, VM-Vehicle Maintenance

Date	UD Measure	UD AC	UD with Viol	HOS Measure	HOS AC	HOS with Viol	DF Measure	DF AC	DF with Viol	CS Measure	CS AC	CS with Viol	VM Measure	VM AC	VM with Viol
12/2024	0.00	N	0	1.90	N	1	0.00	N	0	0.00	N	0	2.40	N	1
11/2024	0.00	N	0	1.90	N	1	0.00	N	0	0.00	N	0	2.40	N	1
10/2024	0.00	N	0	3.50	N	1	0.00	N	0	0.00	N	0	2.00	N	1
09/2024	0.00	N	0	3.50	N	1	0.00	N	0	0.00	N	0	2.00	N	1
08/2024	0.00	N	0	3.50	N	1	0.00	N	0	0.00	N	0	2.00	N	1
07/2024	0.00	N	0	0.00	N	0	0.00	N	0	0.00	N	0	0.00	N	0
06/2024	0.00	N	0	0.00	N	0	0.00	N	0	0.00	N	0	0.00	N	0
05/2024	0.00	N	0	0.00	N	0	0.00	N	0	0.00	N	0	0.00	N	0
04/2024	0.00	N	0	0.00	N	0	0.00	N	0	0.00	N	0	0.00	N	0

\* BASIC Measures are the absolute SMS scores that are compared within each Safety Event Group to determine the BASIC Score percentiles.



KPI: BASIC Measures by Fleet Size and Cargo Group <a href="#">ToC</a>														
Fleet Size: 1-5 PUs														
	Unsafe Driving		Hours of Service		Driver Fitness		Controlled Substance		Vehicle Maintenance		HM Compliance		Crash	
Cargo Group (Companies)	Avg.	Comp. to Avg.	Avg.	Comp. to Avg.	Avg.	Comp. to Avg.	Avg.	Comp. to Avg.	Avg.	Comp. to Avg.	Avg.	Comp. to Avg.	Avg.	Comp. to Avg.
General Freight (487017)	0.79	Better	0.23	Worse	0.20	Better	0.02	Better	1.90	Worse	0.01	Better	0.06	Better
TRIPLE H FREIGHT INC	0.00		1.90		0.00		0.00		2.40		0.00		0.00	

Estimated ISS Score: <b>2 Pass</b> <a href="#">ToC</a> <a href="#">About the Inspection Selection System</a>
--

Estimated ISS Score History - Table <a href="#">ToC</a>			
Date	Estimated ISS Score	Recommendation	Algorithm
12/27/2024	2	Pass	Safety Algorithm
11/29/2024	2	Pass	Safety Algorithm
10/25/2024	72	Optional Inspect	Insufficient Data Algorithm
09/27/2024	72	Optional Inspect	Insufficient Data Algorithm
08/30/2024	72	Optional Inspect	Insufficient Data Algorithm
07/26/2024	64	Optional Inspect	Insufficient Data Algorithm
06/28/2024	64	Optional Inspect	Insufficient Data Algorithm
05/31/2024	66	Optional Inspect	Insufficient Data Algorithm
04/26/2024	63	Optional Inspect	Insufficient Data Algorithm

Investigation Results <a href="#">ToC</a>
No Investigations reported on FMCSA website

Penalties History <a href="#">ToC</a>
There is a problem with the Penalties data on FMCSA website.

Acute Critical Violations (Based on Investigations as per CSA Methodology Appendix A) <a href="#">ToC</a>
No Data
No red flag violations in the last 24 months



**DOT Registration Information: The following information on this specific DOT # is from the Federal DOT (as of Operating Authority**

DOT Registration: 04/08/2024		Total Power Units: 1		Total Trucks: 1		Total Trailers: 0		Total Passenger Vehicles: 0	
Status	Entity Type	Organization Type	Nation		Total Cars		Drivers / CDL Drivers		
A	C	-	US		0		1 / 0		
MCS-150 Date	Op Codes	Shipper Op Codes	Shipper HazMat Op Codes		Latest Review Type		Latest Review Document Number(Date)		
09/24/2024	A						()		
MCS-150 Mileage (Year)	Record Update Date	Transports Hazmats	DOT Census Date		Recordable Accident Rate		Preventable Accident Rate		
50,000 (2024)	09/24/2024	N	04/08/2024		0%		0%		
MCS-151 Mileage	Safety Rating (Date)	SEA Accident	SEA Driver		SEA Vehicle		SEA Management		
0	None (None)	0%	0%		0%		0%		
Classification Codes		Cargo Carried (per MCS-150)							
Authorized-For-Hire		General Freight							

DOT MCS-150 History <b>ToC</b>			(as of 09/30/2024 DOT census)						
Census Date	MCS-150 Date	MCS-150 Mileage	VMT Year	Power Units	Drivers	Trailers	Company Rep1	Company Rep2	Email
9/30/2024	9/24/2024	50000	2024	1	1	-	CHARANJEET SINGH		CJSINGH2024@GMAIL.COM

**Crash Summary Chart **ToC**Crashes Summary - Chart** (based on all available crash data)

No Data

Crashes Summary - Table (based on all available crash data) <b>ToC</b>										
	TOTAL	Last 6 months	7-12 months	13-18 months	19-24 months	25-30 months	30-36 months	37-41 months	42-48 months	Over 49 months
Total Reportable	0	0	0	0	0	0	0	0	0	0
Fatalities	0	0	0	0	0	0	0	0	0	0
Injuries	0	0	0	0	0	0	0	0	0	0
Tow Away	0	0	0	0	0	0	0	0	0	0
With Citations	0	0	0	0	0	0	0	0	0	0
Federal Recordable	0	0	0	0	0	0	0	0	0	0
Preventable	0	0	0	0	0	0	0	0	0	0
Crash per Pwr Unit	-	0.0%	0.0%	0.0%	0.0%	0.0%	0.0%	0.0%	0.0%	-

**Inspection Summary **ToC****

The following inspection information is based on results for 24 months prior to: 02/02/2025. Please note that the total inspections number is not necessarily the total of the vehicle, driver and hazmat inspections, as one inspection may have included any combination of the below inspections.

Overall	Vehicle	Driver	Hazmat
(Please note that the total inspections number is not necessarily the total of the vehicle, driver and hazmat inspections, as one inspection may have included any combination of the below inspections)  Total Inspections: 4 Total Out of Service: 0  Out of Service: 0% National Average: 20.82% Difference: -20.82%	Total Inspections: 2 Total Out of Service: 0  Out of Service: 0.00% National Average: 24.68% Difference: -24.68%	Total Inspections: 4 Total Out of Service: 0  Out of Service: 0.00% National Average: 6.67% Difference: -6.67%	Total Inspections: 0 Total Out of Service: 0  Out of Service: 0.00% National Average: 2.97% Difference: -2.97%



**KPI: Inspection Viol OOS Rates by Cargo Group ToC**

Cargo Group	OVERALL		VEHICLE		DRIVER		HAZMAT	
	Average	Compared to Average	Average	Compared to Average	Average	Compared to Average	Average	Compared to Average
General Freight	28.74%	Better	24.98%	Better	12.59%	Better	0.22%	Better
TRIPLE H FREIGHT INC	0%		0%		0%		0%	

**FHWA Registration Information: The following data on this Motor Carrier is from the Federal Hwy Administration (as of 9/25/2024)**

Docket Number	DOT Number	Company Name	DBA Name	Address	City	State	Country	ZIP Code
MC1632205	4222302	TRIPLE H FREIGHT INC		220 D ST	UNION CITY	CA	US	94587
Phone Number	Fax Number	Mail Address	Mail City	Mail State	Mail Contry	Mail ZIP Code	Mail Phone Number	Mail Fax Number
(510)-634-0726		220 D ST	UNION CITY	CA	US	94587-2429		
Date of Last Change	Freight	Passenger	Household Goods	Active Authority	Pending Authority	Revocation Pending Authority		
9/25/2024	Y	N	N	/ Common /	/	/		

**Insurance Required (as of 09/25/2024) ToC**

Docket Number	Insurance Type	Insurance Required	Insurance on File
MC1632205	BIPD	\$750k	\$1000k
MC1632205	Cargo	No	No
MC1632205	Bond	No	No

**Active / Pending Insurance (as of 09/25/2024)**

Docket Number	Form	Type	Insurance Carrier	Policy/Surety	Coverage From	Coverage To	Required	On File	Effective Date	Cancel Date
MC1632205	91X	BIPD/Primary	GREAT WEST CASUALTY CO.	GRT22129A	\$0k	\$1000k	\$750k	\$1000k	05/06/2024	-

**Insurance History (as of 09/25/2024)**

No Data for Insurance History (as of 09/25/2024)

**FHWA Authorities (as of 09/25/2024) ToC**

Docket#	L&I Name	Active Authority	Inactive Authority	Pending Authority	Revocation Pending Authority	Freight	Passenger	Household Goods
MC1632205	TRIPLE H FREIGHT INC	Common /				Yes	No	No

**Authority History (as of 09/25/2024)**

Docket Number	Sub	Auth Type	Original Action	Disposition
MC1632205		COMMON	GRANTED 5/14/2024 12:00:00 AM	



**Severe Violations (i.e. those with >= 8 points) - Chart** [ToC](#)

**No Data**

**Severe Violations (i.e. those with >= 8 points) - Table**

**No Data**

**Violation Report** [ToC](#)

Inspection Date	Inspection State	BASIC	Violation Description	OOS	VIN	Severity Points
11/13/2024	UT	-	392.2SLLEWA1 - State/Local Laws - Excessive Weight - 1-2500 Lbs Over On An Axle/Axle Groups.	No	1FUJHHDR4NLMX1278	0
07/30/2024	CA	Hours-Of-Service	395.8E - False report of drivers record of duty status	No	4V4NC9EJ6LN237851	7
07/30/2024	CA	Vehicle Maintenance	393.55A - ABS - all CMVs manufactured on or after 3/1/1999 with hydraulic brakes	No	4V4NC9EJ6LN237851	4

No filters were applied when generating this report, see the live report for more options.

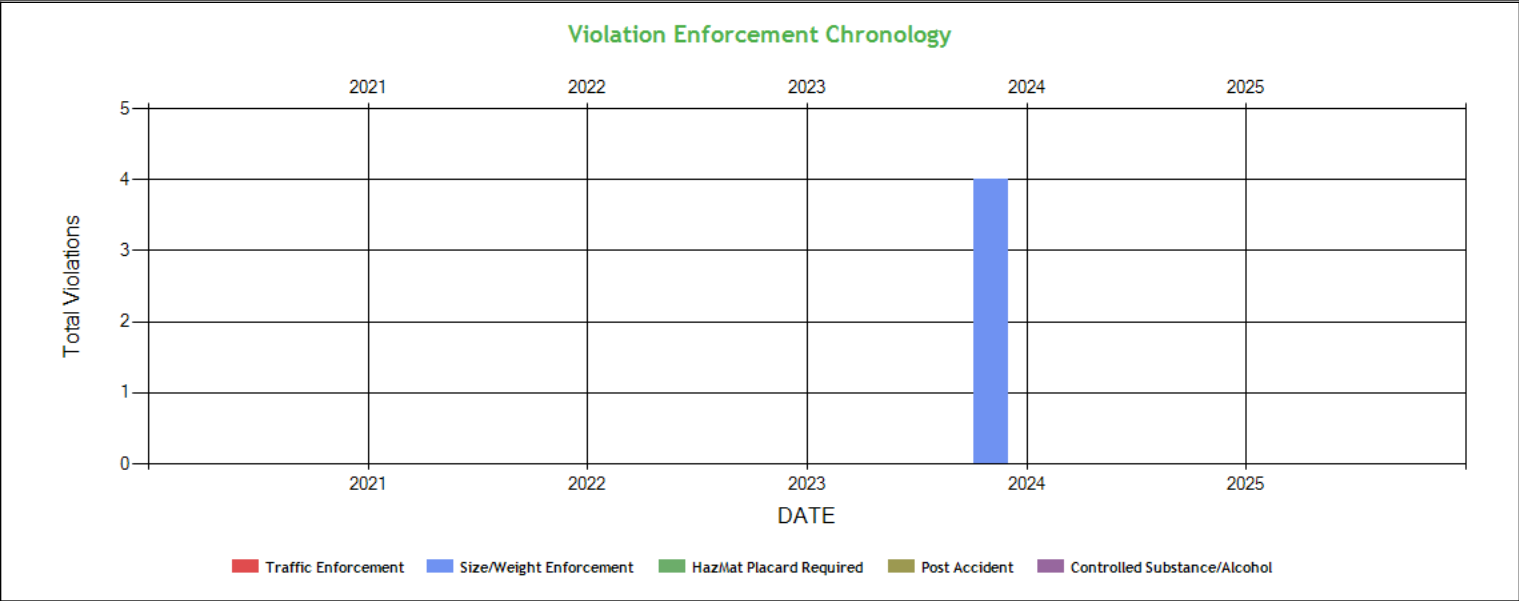
**Violation Summary** [ToC](#)

BASIC	Violation Group	Code	Description	# of Violations	# of OOS Violations	Severity Points
Hours-Of-Service (HOS) Compliance	False Log	395.8E	False report of drivers record of duty status	1	0	7
Vehicle Maintenance	Brakes, All Others	393.55A	ABS - all CMVs manufactured on or after 3/1/1999 with hydraulic brakes	1	0	4
	Not used in SMS Calculation	392.2SLLEWA1	State/Local Laws - Excessive Weight - 1-2500 Lbs Over On An Axle/Axle Groups.	1	0	0

No filters were applied when generating this report, see the live report for more options.



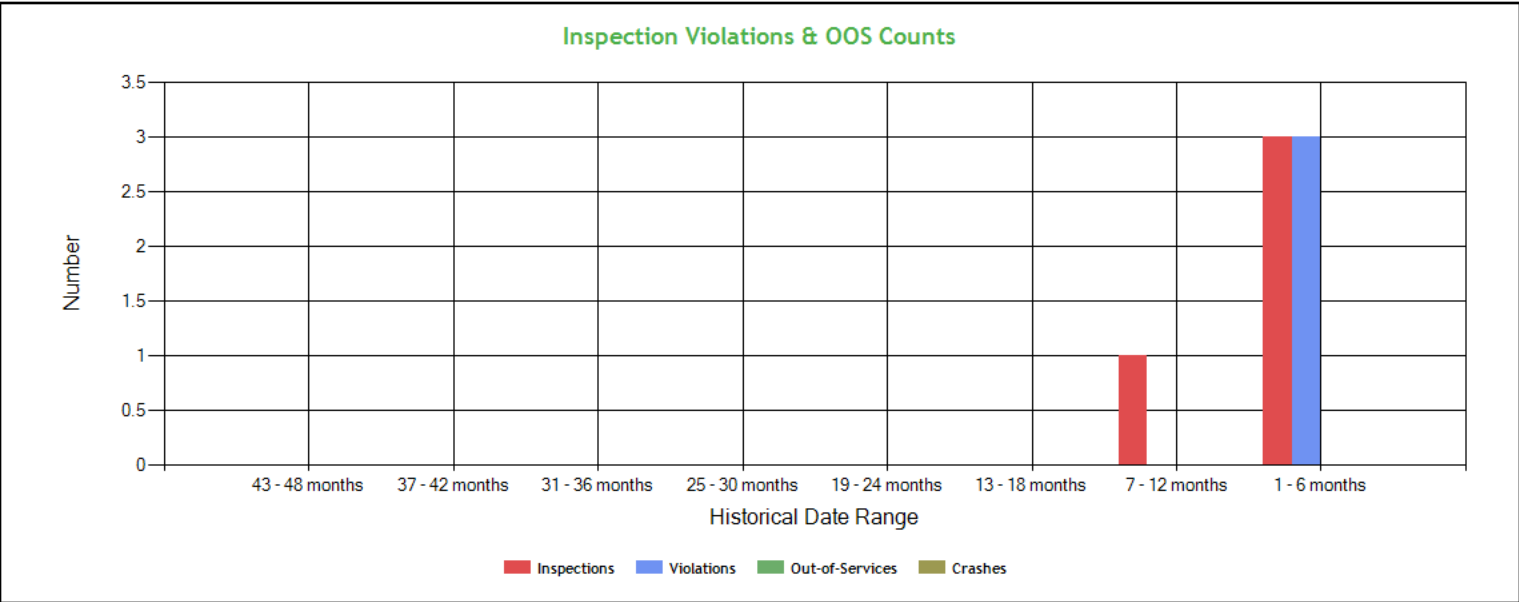
**Violation Enforcement Chronology - Chart ToC**



**Violation Enforcement Chronology - Table ToC**

	2021	2022	2023	2024	2025
Traffic Enforcement	0	0	0	0	0
Size/Weight Enforcement	0	0	0	4	0
HazMat Placard Required	0	0	0	0	0
Post Accident	0	0	0	0	0
Controlled Substance/Alcohol	0	0	0	0	0

**Inspection Violations & OOS Counts - Chart ToC**







**Inspection Violations & OOS Counts - Table** [ToC](#)

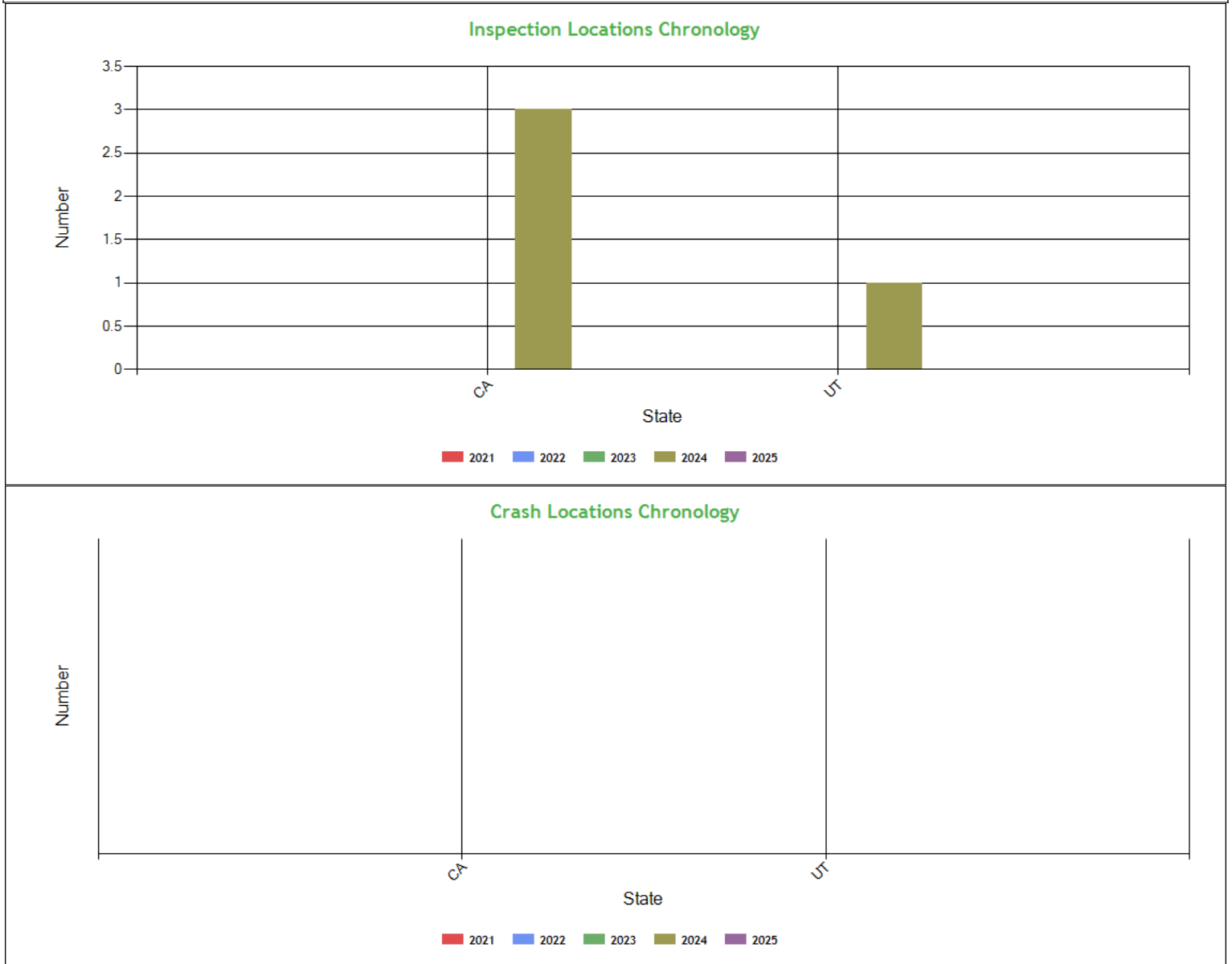
Date Range	Inspections	Violations	Out-of-Services	Crashes
<b>TOTAL</b>	4	3	0	0
<b>1 - 6 months</b>	3	3	0	0
<b>7 - 12 months</b>	1	0	0	0
<b>13 - 18 months</b>	0	0	0	0
<b>19 - 24 months</b>	0	0	0	0
<b>25 - 30 months</b>	0	0	0	0
<b>31 - 36 months</b>	0	0	0	0
<b>37 - 42 months</b>	0	0	0	0
<b>43 - 48 months</b>	0	0	0	0

**Radius of Operation (based on Inspections and Crashes during the past 3 years)** [ToC](#)

	Total	Drive between 0 and 50 miles radius	Drive between 51 and 200 miles radius	Drive between 201 and 300 miles radius	Drive between 301 and 400 miles radius	Drive between 401 and 500 miles radius	Drive between 501 and 600 miles radius	Drive beyond 600 miles radius
<b>Power Units (i.e. unique VINs)</b>	2	0	0	0	0	2	0	0
<b>Percent</b>	100%	0%	0%	0%	0%	100%	0%	0%



**Inspection & Crash Locations - Chart** [ToC](#)



**Inspection & Crash Locations - Table** [ToC](#)

State	Inspections					Violations					Out-of-Services					Crashes				
	2021	2022	2023	2024	2025	2021	2022	2023	2024	2025	2021	2022	2023	2024	2025	2021	2022	2023	2024	2025
TOTAL	0	0	0	4	0	0	0	0	3	0	0	0	0	0	0	0	0	0	0	0
CA	0	0	0	3	0	0	0	0	2	0	0	0	0	0	0	0	0	0	0	0
UT	0	0	0	1	0	0	0	0	1	0	0	0	0	0	0	0	0	0	0	0

**Hot Spot Summary** [ToC](#)

Year	Month	Level 5	Level 5 %	Level 4	Level 4 %	Level 3	Level 3 %	Level 2	Level 2 %	Level 1	Level 1 %	Level 0	Level 0 %	Levels 1 - 5	Levels 1 - 5 %
2024	November (Partial)	0	0.00%	0	0.00%	0	0.00%	1	25.00%	0	0.00%	1	25.00%	1	25.00%
2024	July	0	0.00%	1	25.00%	0	0.00%	0	0.00%	0	0.00%	0	0.00%	1	25.00%



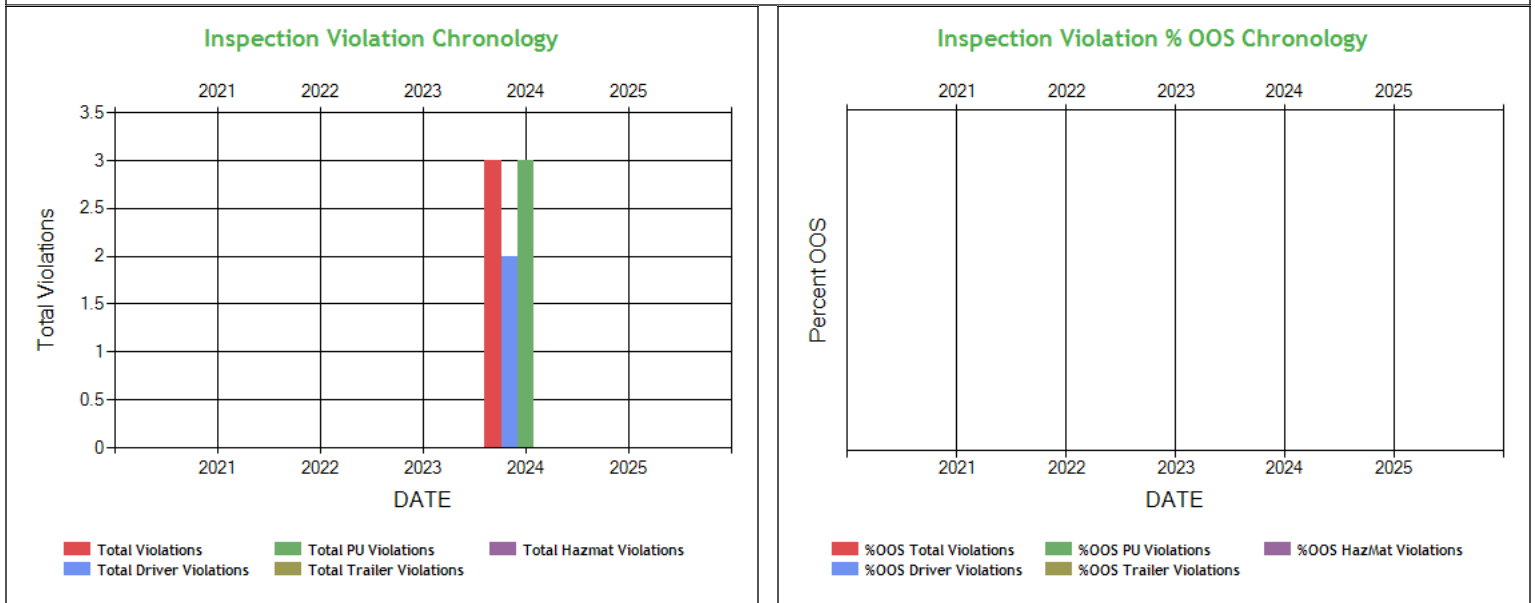
2024	May	0	0.00%	0	0.00%	1	25.00%	0	0.00%	0	0.00%	0	0.00%	1	25.00%
<b>Totals</b>		0	0.00%	1	25.00%	1	25.00%	1	25.00%	0	0.00%	1	25.00%	3	75.00%

### Hot Spot Analysis

State	County	Level	Count	Percentage
CA	Imperial	4	1	25.00%
CA	Alameda	3	1	25.00%
CA	Nevada	2	1	25.00%

Report generated using the last 12 full months of inspection data

### Inspection Violation % OOS Chronology - Chart [ToC](#)

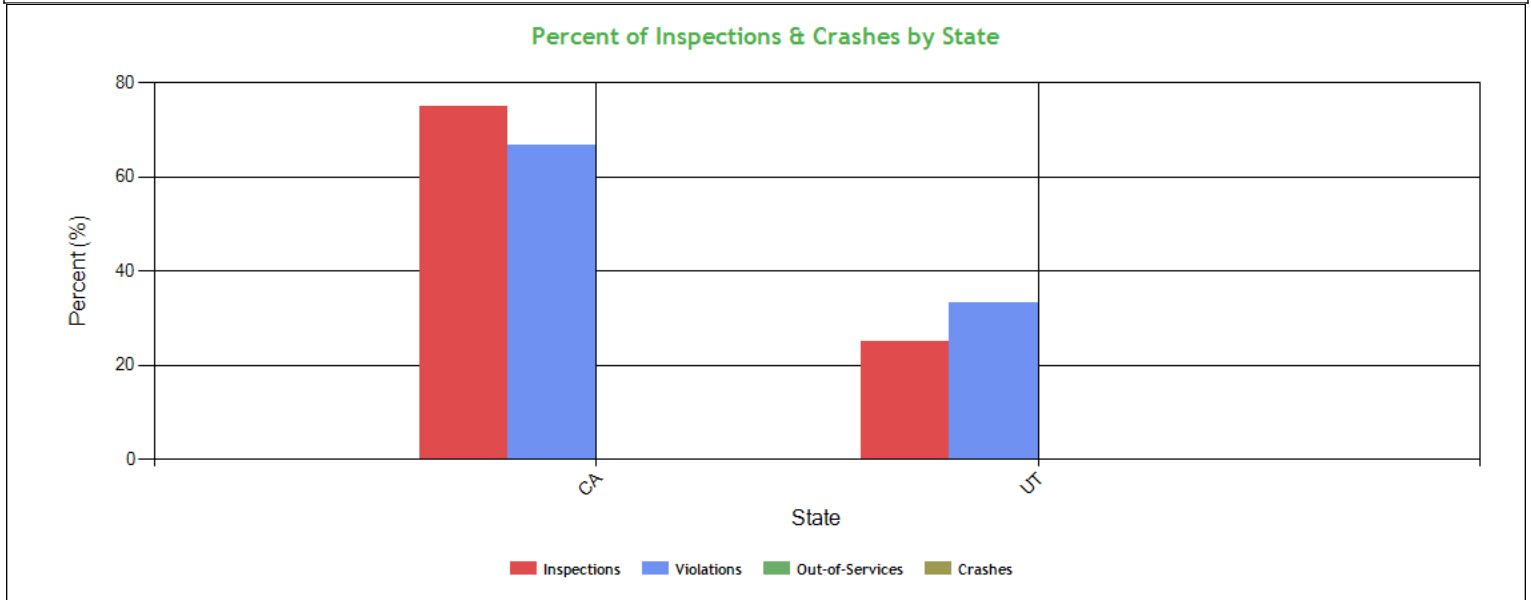


### Inspection Violation % OOS Chronology - Table [ToC](#)

	2021	2022	2023	2024	2025
Total Violations	0	0	0	3	0
Total Out Of Services	0	0	0	0	0
%OOS Total Violations	0	0	0	0	0
Total Driver Violations	0	0	0	2	0
Total Driver Out Of Services	0	0	0	0	0
%OOS Driver Violations	0	0	0	0	0
Total PU Violations	0	0	0	3	0
Total PU Out Of Services	0	0	0	0	0
%OOS PU Violations	0	0	0	0	0
Total Trailer Violations	0	0	0	0	0
Total Trailer Out Of Services	0	0	0	0	0
%OOS Trailer Violations	0	0	0	0	0
Total Hazmat Violations	0	0	0	0	0
Total Hazmat Out Of Services	0	0	0	0	0
%OOS HazMat Violations	0	0	0	0	0



**Percent of Insp & Crash by State - Chart ToC**



**Percent of Insp & Crash by State - Table (based on Inspection data from the last 4 years) ToC**

State	Inspections		Violations		Out-of-Services		Crashes	
	Total	Percent	Total	Percent	Total	Percent	Total	Percent
	4	100	3	100	0	100	0	100
CA	3	75	2	66.7	0	0	0	0
UT	1	25	1	33.3	0	0	0	0

**VIN Insp Summary by State (based on inspection from the last 2 years) ToC**

VIN	Insp	Viol Pts	Counts in each State			
			CA		UT	
			Insp	Viol Pts	Insp	Viol Pts
TOTALS	7/0*	4/11**	3	11	1	0
1FUJHHDR4NLMX1278	3	0	2	0	1	0
1UYVS2539GM616010	1	0	1	0	0	0
4V4NC9EJ6LN237851	1	11	1	11	0	0

\*<Total number of inspections for these 3 VIN(s)>/n<Total number of inspections for these 2 state(s)>

\*\*<Total severity sum for these 3 VIN(s)>/n<Total severity sum for these 2 state(s)>

**Violations By Unit Type ToC**

**# of Violations: 3 Total Severity: 11 based on inspections in the last 2 years**

Violation Unit: Driver	# of Violations: 2	Total Severity: 7	% of Total: 63.64%
Viol. Group: False Log	# of Violations: 1	Total Severity: 7	% of Total: 63.64%
Violation	Number of Occurrences	Viol. Severity	Total Severity
395.8E:False report of drivers record of duty status	1	7	7
Viol. Group: Not used in SMS Calculation	# of Violations: 1	Total Severity: 0	% of Total: 0%
392.2SLEWA1:State/Local Laws - Excessive Weight - 1-2500 Lbs O	1	0	0
Violation Unit: Power Unit	# of Violations: 1	Total Severity: 4	% of Total: 36.36%
Viol. Group: Brakes All Others	# of Violations: 1	Total Severity: 4	% of Total: 36.36%
Violation	Number of Occurrences	Viol. Severity	Total Severity
393.55A:ABS - all CMVs manufactured on or after 3/1/1999 w	1	4	4



Equipment Ownership <b>ToC</b> Equipment Ownership (based on MCS-150 dated 9/24/2024)					
	Trucks	Tractors	Trailers	Motor Coaches	Vans
Owned	0	1	0	0	0
Term Leased	0	0	0	0	0
Trip Leased	0	0	0	0	0
Total No.	0	1	0	0	0

Equipment Details Power Units <b>ToC</b>									
VIN	Latest Insp Date	Year	Make	Model	Body Class	Body Type	Axles	Len	Fuel Type
1FUJHHDR4NL MX1278	11/13/2024	2022	FREIGHTLINER	Cascadia	Truck-Tractor	-	-	-	-
4V4NC9EJ6LN2 37851	07/30/2024	2020	VOLVO	VNL	Truck-Tractor	-	-	-	Diesel

Equipment Details Trailers									
VIN	Latest Insp Date	Year	Make	Model	Body Class	Body Type	Axles	Len	Fuel Type
1UYVS2539GM 616010	11/13/2024	2016	UTILITY	Utility Trailer Manufacturer	Trailer	Van Trailer	2	53	-

Vehicle Age <b>ToC</b>				
Year	# Power Units	PU Percentage	# Trailers	Trailres Percentage
2022	1	50.00%	0	0.00%
2020	1	50.00%	0	0.00%
2016	0	0.00%	1	100.00%

Based on 24 months of inspection data, see the live report for more options

States of Power Unit Registrations <b>ToC</b>		
State	CA	UT
Number of Power Units	2	1

Equipment Acquisitions - Table <span>ToC</span>							
	Power Units inspected for 1st time in past 12 months	Power Units inspected for 1st time in past 24 months	Power Units inspected during entire date range		Trailers inspected for 1st time in past 12 months	Trailers inspected for 1st time in past 24 months	Trailers inspected during entire date range
Unique VINs	2	2	2		1	1	1
Unique License Plates	2	2	2		1	1	1
License Plate States	1	1	1		1	1	1



Driver Details <b>ToC</b> Driver Details (based on MCS-150 dated 9/24/2024)			
	Within 100 mi	Beyond 100 mi	TOTAL
# Drivers Interstate	0	1	1
# Drivers Intrastate	0	0	0
TOTAL	0	1	/
Avg. # Trip Lease Drivers/Mo: 0 # Drivers Grand Total: 1 # Drivers Commercially Licensed: 0			

Shared VIN Summary <b>ToC</b>
-------------------------------

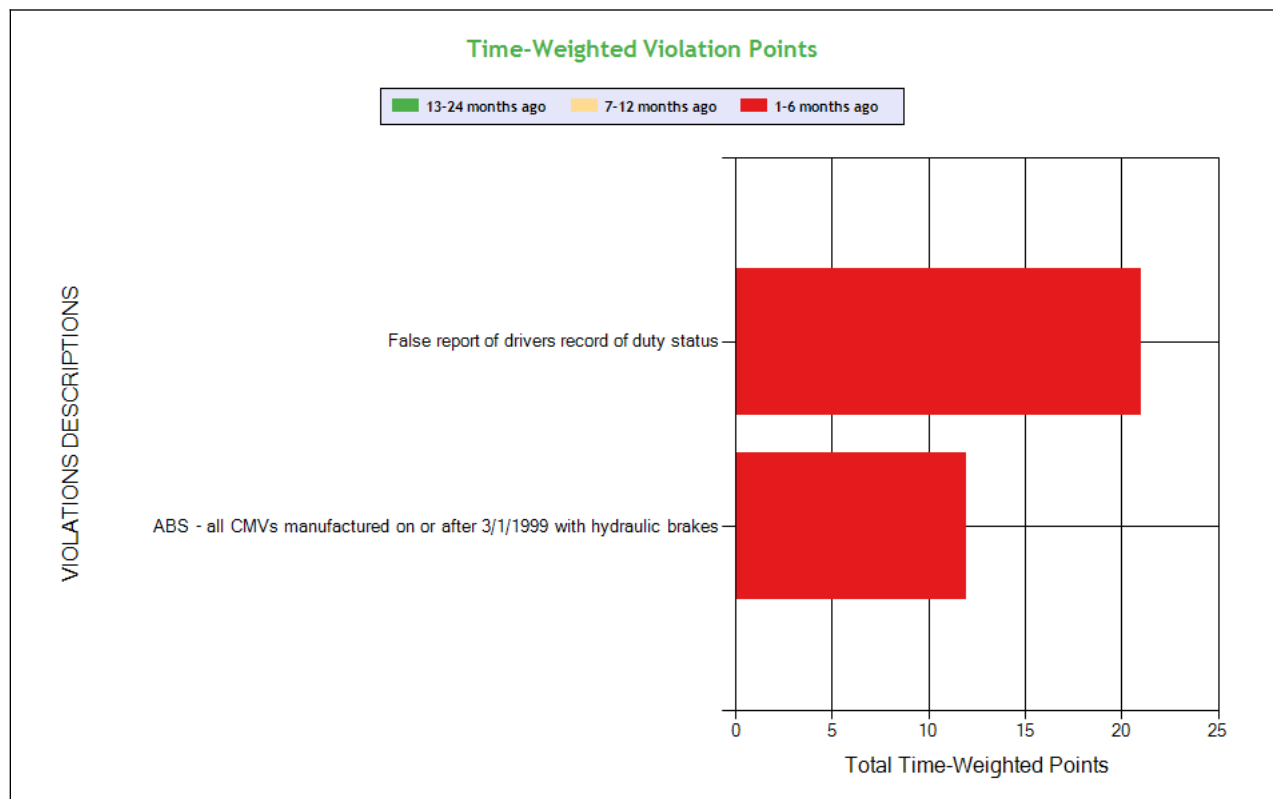
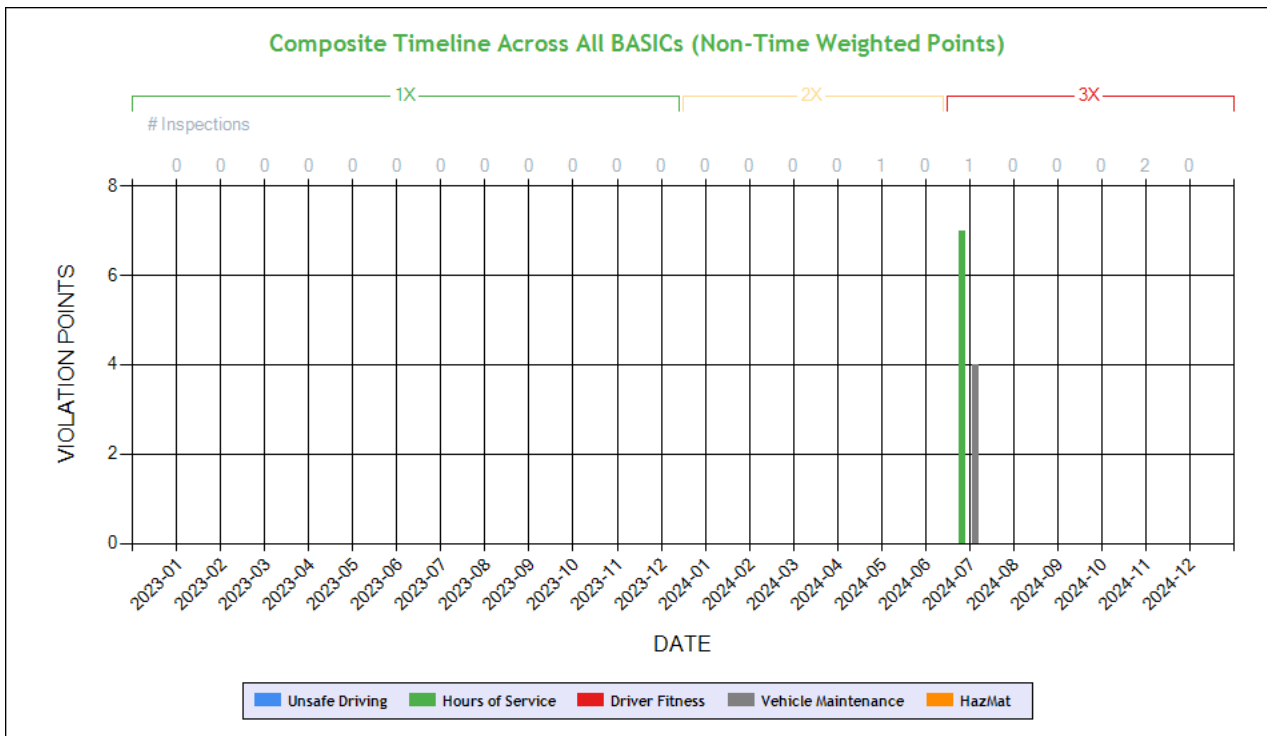
No Data

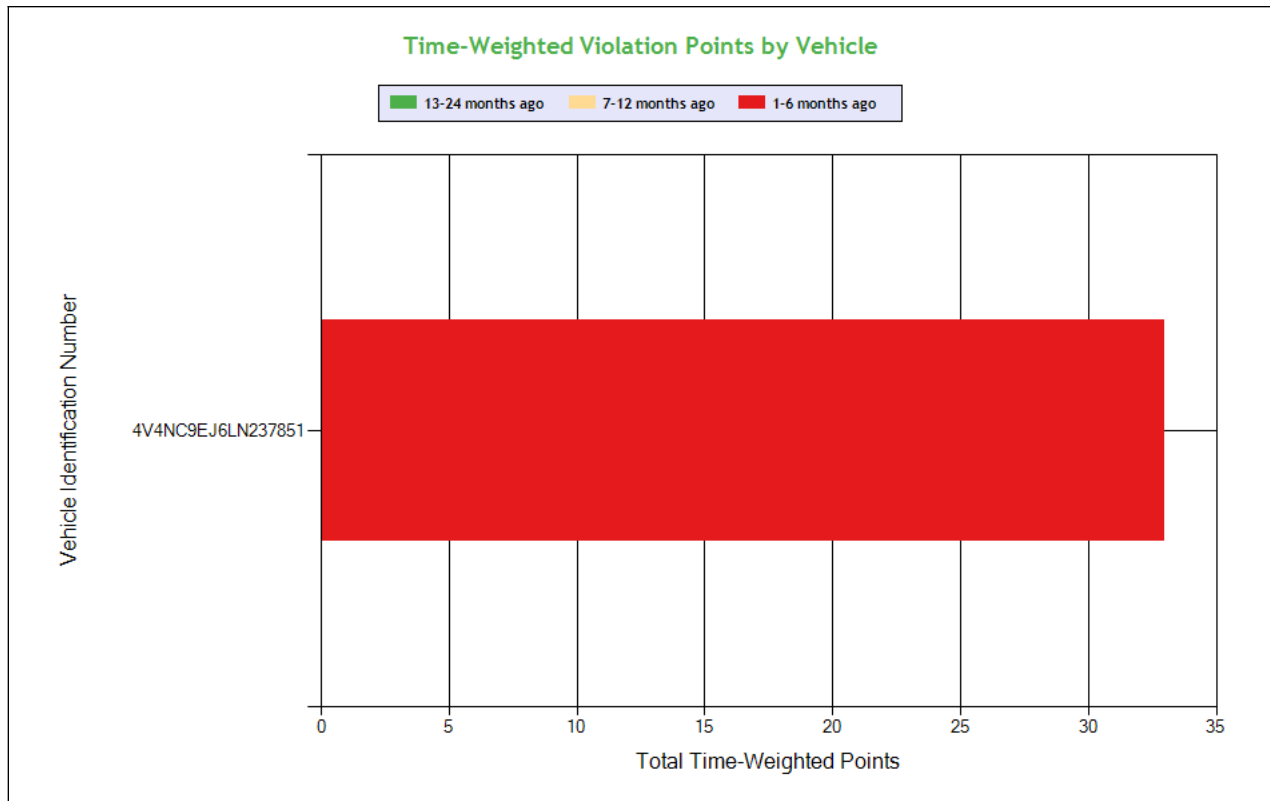
**SHIPPERS DETAIL **ToC**** based on Inspection results for the last 4 years

Shipper Name	Number of Inspections	Shipper Name	Number of Inspections
No Shipper listed	2	MYSTIC LOGISTICS, LLC	1
TYSON FOODS	1		



## Carrier Underwriting Report Safety Summary ToC





See the Excel file for the complete analysis

# Violations is in (1-6/7-12/13-24mo)

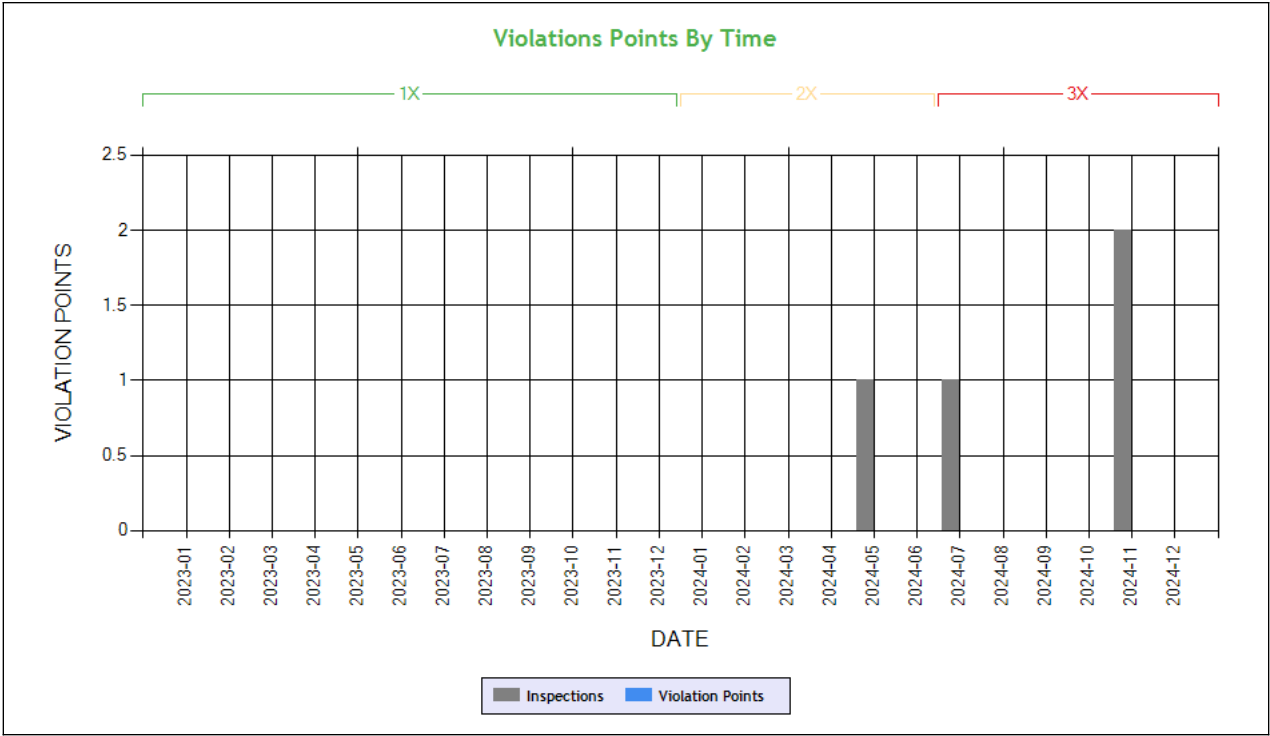
Shaded = Out Of Service Violation				
Violation Group			False Log	Brakes, All Others
Violation Description	Total Time-weighted Points by VIN	% of Total Time-weighted Points by VIN	False report of drivers record of duty status	ABS - all CMVs manufactured on or after 3/1/1999 with hydraulic brakes
Driver Resp			Yes	No
Total Time-weighted Points			21	12
% Total Time-Wt Pts			63.64	36.36
4V4NC9EJ6LN237851	33	100	21 (1/0/0)	12 (1/0/0)





**SAFETY ANALYSIS    ToC**

**Unsafe Driving**

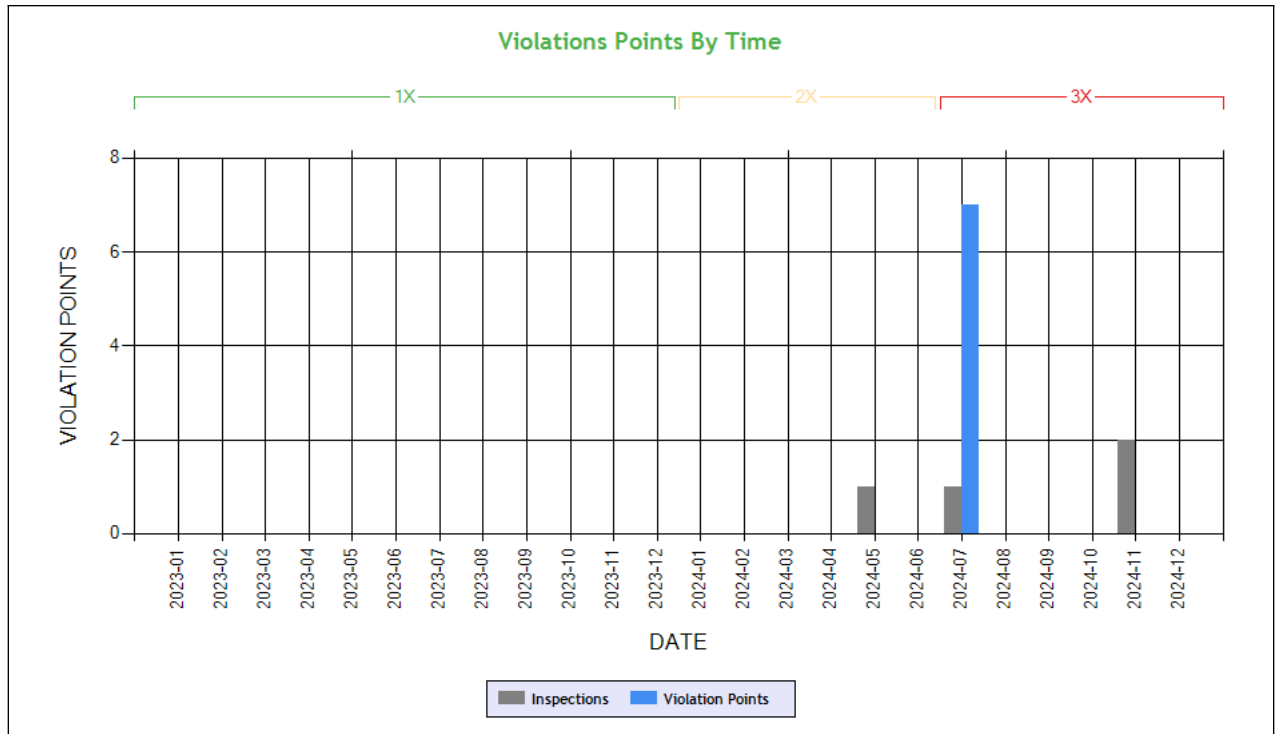


Time-Weighted Violation Points - no data available to draw a chart  
Time-Weighted Severity Points by Vehicle - no data available to draw a chart

See the Excel file for the complete analysis # Violations is in (1-6/7-12/13-24mo)

Shaded = Out Of Service Violation		
Violation Group		
Violation Description	Total Time-weighted Points by VIN	% of Total Time-weighted Points by VIN
Driver Resp		
Total Time-weighted Points		
% Total Time-Wt Pts		

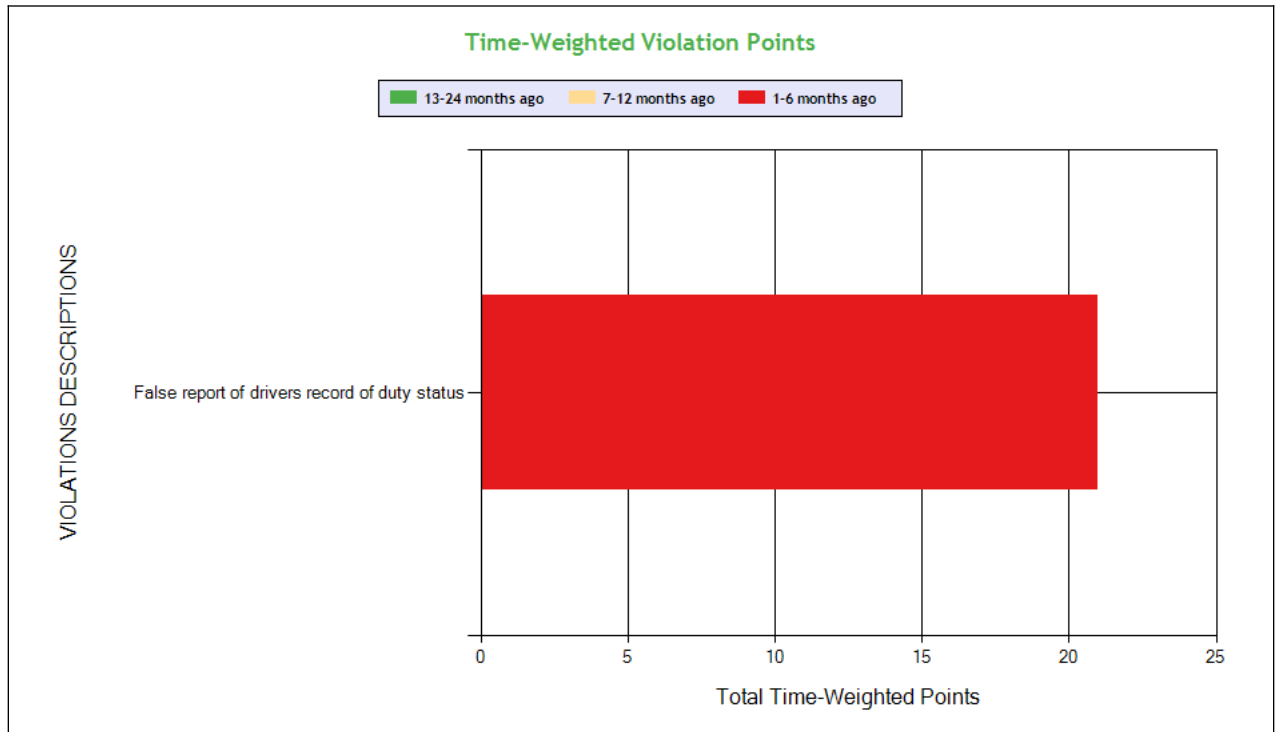
**HOS Compliance**



**Carrier Software**  
 1-800-646-5152  
 info@CarrierSoftware.com

**CONFIDENTIAL - Intended for use by Amerigo Insurance Agency - Date: 2/3/2025**

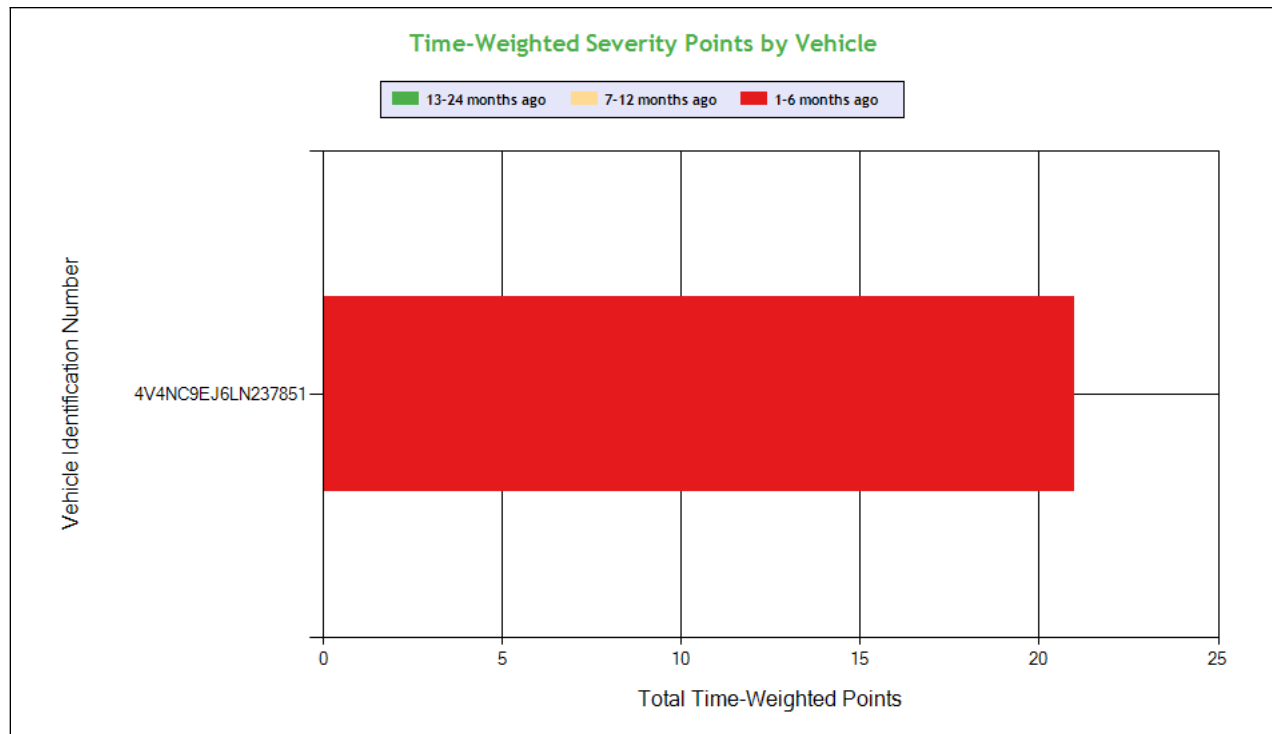
**TRIPLE H FREIGHT INC - DOT# 4222302 / MC1632205**



See the Excel file for the complete analysis

# Violations is in (1-6/7-12/13-24mo)

Shaded = Out Of Service Violation



**Carrier Software**  
 1-800-646-5152  
 info@CarrierSoftware.com

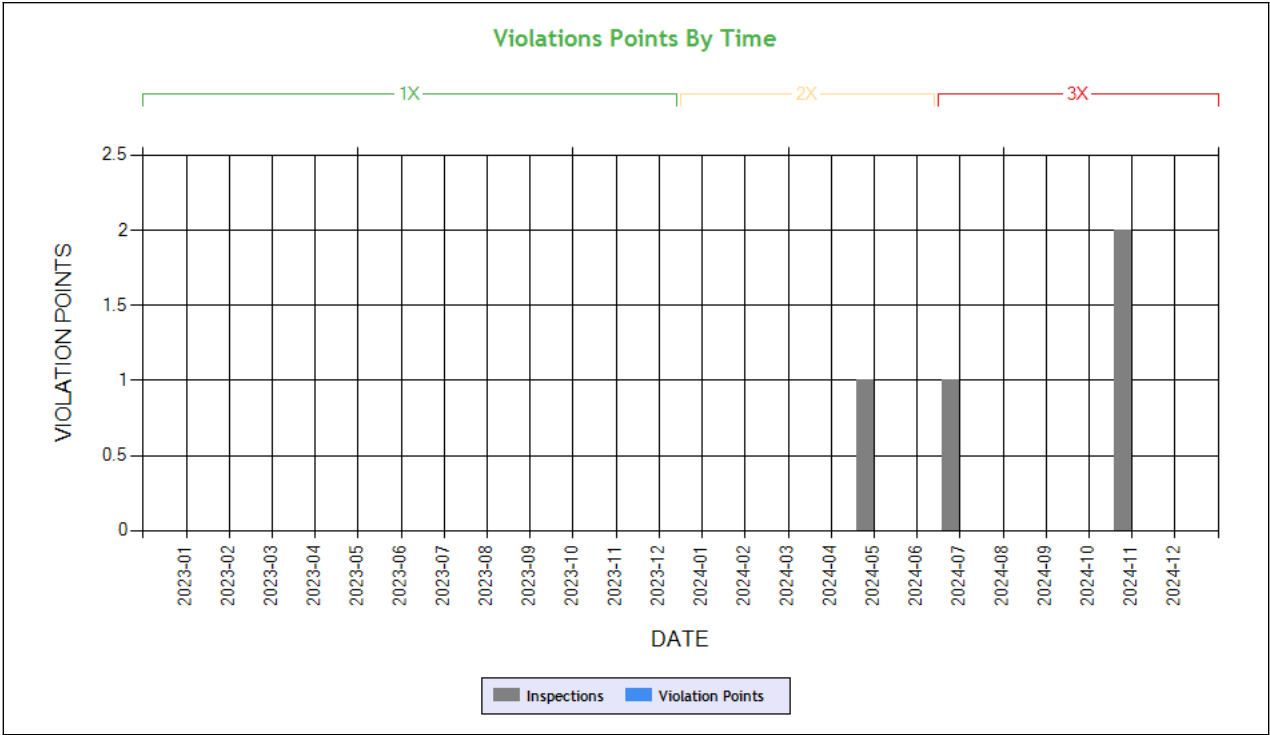
**CONFIDENTIAL - Intended for use by Amerigo Insurance Agency - Date:**  
 2/3/2025

**TRIPLE H FREIGHT INC - DOT# 4222302 / MC1632205**

Violation Group			False Log
Violation Description	Total Time-weighted Points by VIN	% of Total Time-weighted Points by VIN	False report of drivers record of duty status
Driver Resp			Yes
Total Time-weighted Points			21
% Total Time-Wt Pts			100
4V4NC9EJ6LN237851	21	100	21 (1/0/0)



**Driver Fitness**



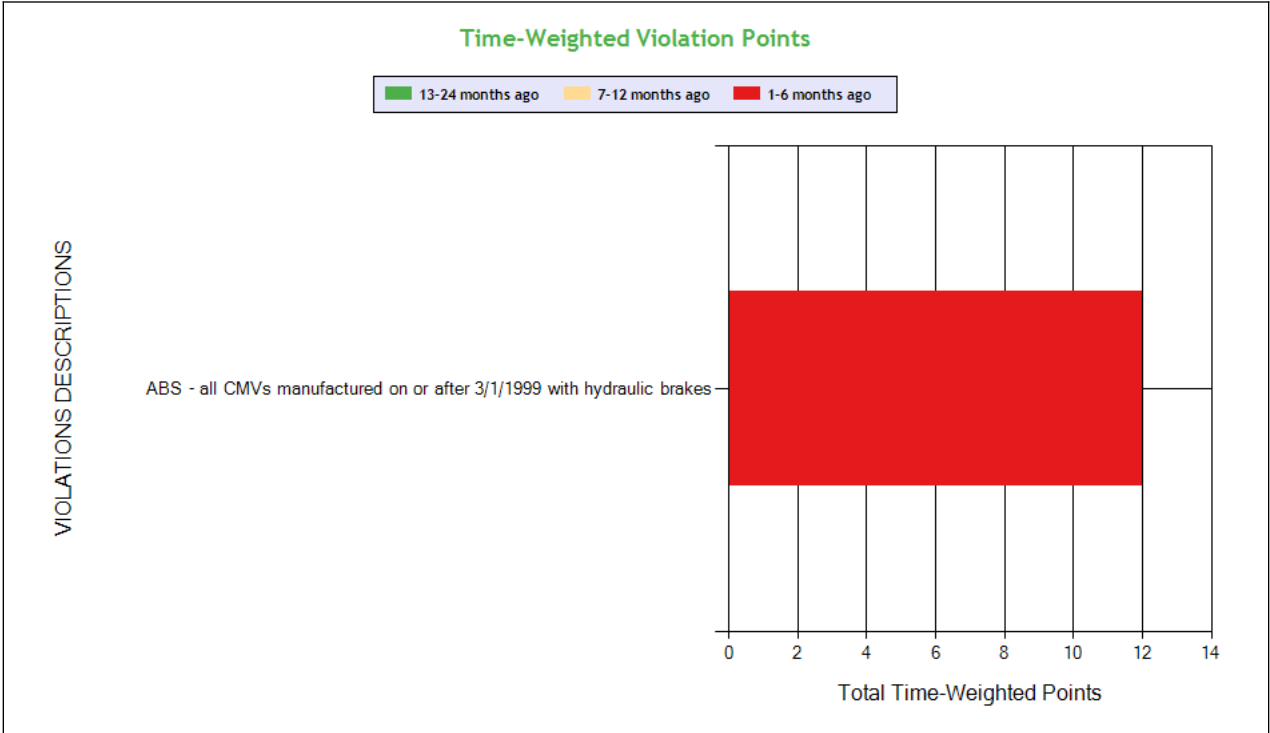
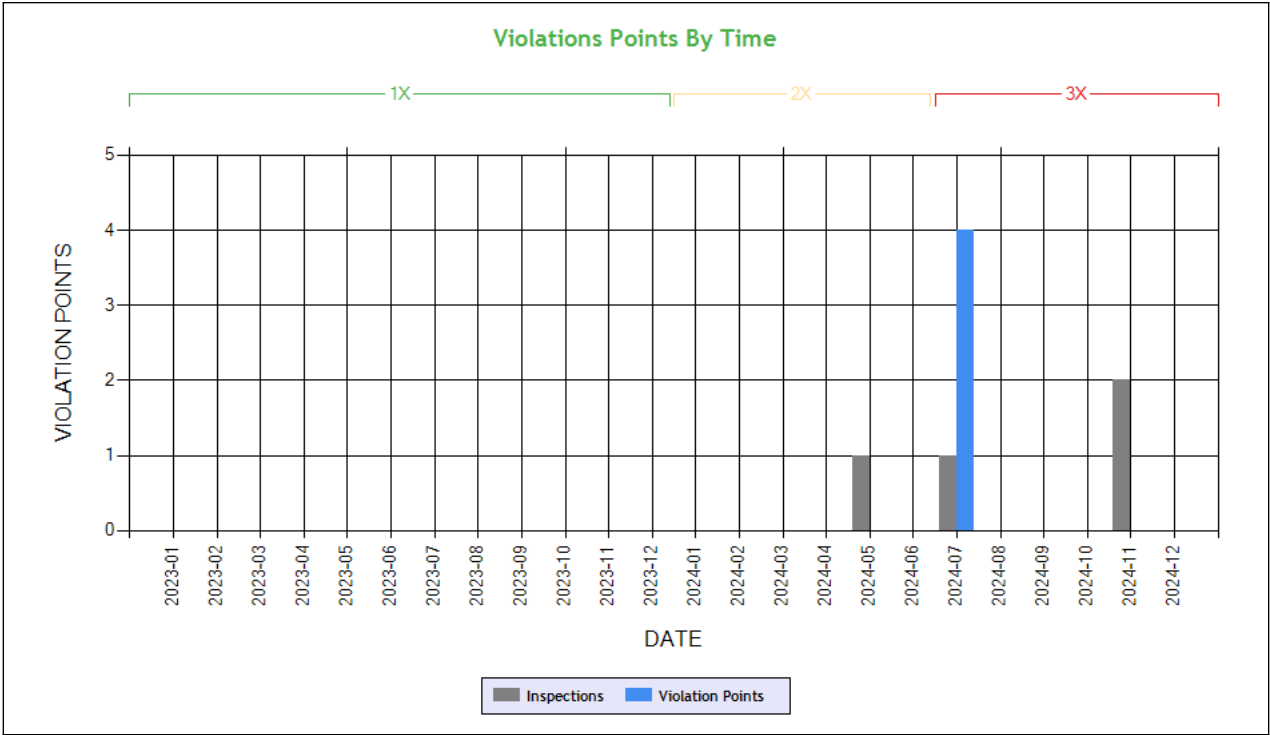
**Time-Weighted Violation Points - no data available to draw a chart**  
**Time-Weighted Severity Points by Vehicle - no data available to draw a chart**

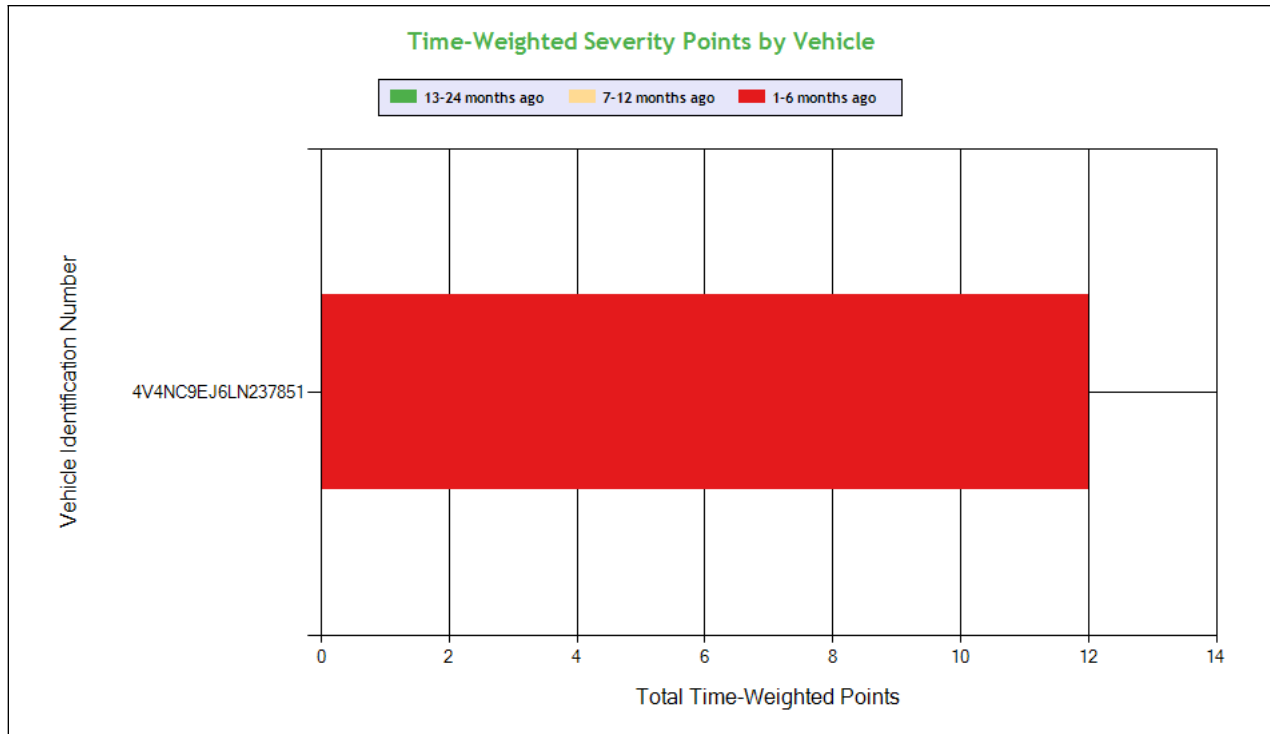
See the Excel file for the complete analysis # Violations is in (1-6/7-12/13-24mo)

Shaded = Out Of Service Violation		
Violation Group		
Violation Description	Total Time-weighted Points by VIN	% of Total Time-weighted Points by VIN
Driver Resp		
Total Time-weighted Points		
% Total Time-Wt Pts		



Vehicle Maintenance





**Carrier Software**  
 1-800-646-5152  
 info@CarrierSoftware.com

**CONFIDENTIAL - Intended for use by Amerigo Insurance Agency - Date: 2/3/2025**

**TRIPLE H FREIGHT INC - DOT# 4222302 / MC1632205**

See the Excel file for the complete analysis

# Violations is in (1-6/7-12/13-24mo)

Shaded = Out Of Service Violation			
Violation Group			Brakes, All Others
Violation Description	Total Time-weighted Points by VIN	% of Total Time-weighted Points by VIN	ABS - all CMVs manufactured on or after 3/1/1999 with hydraulic brakes
Driver Resp			No
Total Time-weighted Points			12
% Total Time-Wt Pts			100
4V4NC9EJ6LN237851	12	100	12 (1/0/0)

#### COLOR CODED CRASH TABLE ToC

No crashes have been reported by the DOT on this Motor Carrier

#### INSPECTIONS WITH SHARED EQUIPMENT:

No Data



**LEGEND**

**Vehicle Information**

**Inspection for DOT # being analyzed**

**Inspection for Different DOT #**

**Crash Information for specific VIN**

**INSPECTION DETAILS for ALL Inspections**

PDF shows the first 100 Power Unit & Trailer VINs with most recent inspections using data from the last 4 years

**POWER UNIT Inspections Section**

<b>VIN: 1FUJHHDR4NLMX1278</b>				<b>Unit: Truck Tractor</b>		<b>Year: 2022</b>	<b>Make: FREIGHTLINER</b>	
<b>DOT No: 4222302</b>		<b>Docket No: MC1632205</b>		<b>Name: TRIPLE H FREIGHT INC</b>			<b>Interstate: Yes</b>	
<b>Date</b>	<b>Unit License</b>	<b>Unit Lic State</b>	<b>Violation Unit</b>	<b>Violation Description</b>		<b>Severity</b>	<b>OOS</b>	<b>Citation</b>
11/13/2024	ZP19527	CA	D	392.2SLLEWA1 - State/Local Laws - Excessive Weight - 1-2500 Lbs Over On An Axle/Axle Groups.		0	No	C244000878
11/02/2024	ZP19527	CA	-	-		-	-	-
05/17/2024	ZP19527	CA	-	-		-	-	-
<b>DOT No: 3362947</b>				<b>Docket No: MC1077243</b>		<b>Name: BLUEWAY SERVICES LLC</b>		<b>Interstate: Yes</b>
<b>Date</b>	<b>Unit License</b>	<b>Unit Lic State</b>	<b>Violation Unit</b>	<b>Violation Description</b>		<b>Severity</b>	<b>OOS</b>	<b>Citation</b>
06/22/2023	3124558	IN	D	392.2SLLSWZ - State/Local Laws - Speeding work/construction zone		10	No	
<b>VIN: 4V4NC9EJ6LN237851</b>				<b>Unit: Truck Tractor</b>		<b>Year: 2020</b>	<b>Make: VOLVO</b>	
<b>DOT No: 4153084</b>		<b>Docket No: MC1594670</b>		<b>Name: G &amp; N EXPRESS INC</b>			<b>Interstate: Yes</b>	
<b>Date</b>	<b>Unit License</b>	<b>Unit Lic State</b>	<b>Violation Unit</b>	<b>Violation Description</b>		<b>Severity</b>	<b>OOS</b>	<b>Citation</b>
11/03/2024	ZP19257	CA	1	393.45DB - AIR BRAKE - AUDIBLE AIR LEAK AT A PROPER CONNECTION.		4	No	
09/02/2024	ZP19257	CA	-	-		-	-	-
<b>DOT No: 4222302</b>				<b>Docket No: MC1632205</b>		<b>Name: TRIPLE H FREIGHT INC</b>		<b>Interstate: Yes</b>
<b>Date</b>	<b>Unit License</b>	<b>Unit Lic State</b>	<b>Violation Unit</b>	<b>Violation Description</b>		<b>Severity</b>	<b>OOS</b>	<b>Citation</b>
07/30/2024	ZP19257	CA	1	393.55A - ABS - all CMVs manufactured on or after 3/1/1999 with hydraulic brakes		4	No	
07/30/2024	ZP19257	CA	D	395.8E - False report of drivers record of duty status		7	No	RN23030
<b>DOT No: 4153084</b>				<b>Docket No: MC1594670</b>		<b>Name: G &amp; N EXPRESS INC</b>		<b>Interstate: Yes</b>
<b>Date</b>	<b>Unit License</b>	<b>Unit Lic State</b>	<b>Violation Unit</b>	<b>Violation Description</b>		<b>Severity</b>	<b>OOS</b>	<b>Citation</b>
04/27/2024	ZP19257	CA	1	393.45DB - AIR BRAKE - AUDIBLE AIR LEAK AT A PROPER CONNECTION.		4	No	
04/27/2024	ZP19257	CA	D	392.2SLLEWG1 - State/Local Laws - Excessive Weight - 1-2500 Lbs Over On Allowable Gross Weight.		0	No	
<b>DOT No: 2832393</b>				<b>Docket No: MC946760</b>		<b>Name: GHUMAN CARGO INC</b>		<b>Interstate: Yes</b>



Date	Unit License	Unit Lic State	Violation Unit	Violation Description	Severity	OOS	Citation
12/22/2023	YP03832	CA	D	393.45D - Brake connections with leaks/constrictions	4	No	
05/14/2023	YP03832	CA	1	393.78 - Windshield wipers inoperative/defective	1	No	
05/14/2023	YP03832	CA	D	395.24C2III - Driver failed to manually add shipping document number	1	No	
04/22/2023	YP03832	CA	D	395.3A3PROP - Driving beyond 11 hour driving limit in a 14 hour period. (Property Carrying Vehicle)	7	No	
04/22/2023	YP03832	CA	D	395.8E - False report of drivers record of duty status	7	No	
12/07/2022	YP03832	CA	D	392.2T - Improper turns	5	No	
12/07/2022	YP03832	CA	D	395.22G - Portable ELD not mounted in a fixed position and visible to driver	1	No	
12/07/2022	YP03832	CA	D	395.24C2II - Driver failed to manually add the trailer number	1	No	
12/07/2022	YP03832	CA	D	395.24C2III - Driver failed to manually add shipping document number	1	No	
12/07/2022	YP03832	CA	D	395.3A2PROP - Driving beyond 14 hour duty period (Property carrying vehicle)	7	No	
12/07/2022	YP03832	CA	D	395.3A3PROP - Driving beyond 11 hour driving limit in a 14 hour period. (Property Carrying Vehicle)	7	No	
12/07/2022	YP03832	CA	D	395.8E - False report of drivers record of duty status	7	Yes	000712507
11/16/2019	XP44628	CA	-	-	-	-	-
04/17/2019	XP44628	CA	-	-	-	-	-

### TRAILER Inspections Section

VIN: 1FUJHHDR4NLMX1278		Unit: Truck Tractor		Year: 2022	Make: FREIGHTLINER		
DOT No: 4222302		Docket No: MC1632205		Name: TRIPLE H FREIGHT INC		Interstate: Yes	
Date	Unit License	Unit Lic State	Violation Unit	Violation Description	Severity	OOS	Citation
11/13/2024	ZP19527	CA	D	392.2SLLEWA1 - State/Local Laws - Excessive Weight - 1-2500 Lbs Over On An Axle/Axle Groups.	0	No	C244000878
11/02/2024	ZP19527	CA	-	-	-	-	-
05/17/2024	ZP19527	CA	-	-	-	-	-
DOT No: 3362947		Docket No: MC1077243		Name: BLUEWAY SERVICES LLC		Interstate: Yes	
Date	Unit License	Unit Lic State	Violation Unit	Violation Description	Severity	OOS	Citation
06/22/2023	3124558	IN	D	392.2SLLSWZ - State/Local Laws - Speeding work/construction zone	10	No	

VIN: 4V4NC9EJ6LN237851		Unit: Truck Tractor		Year: 2020	Make: VOLVO		
DOT No: 4153084		Docket No: MC1594670		Name: G & N EXPRESS INC		Interstate: Yes	
Date	Unit License	Unit Lic State	Violation Unit	Violation Description	Severity	OOS	Citation
11/03/2024	ZP19257	CA	1	393.45DB - AIR BRAKE - AUDIBLE AIR LEAK AT A PROPER CONNECTION.	4	No	
09/02/2024	ZP19257	CA	-	-	-	-	-
DOT No: 4222302		Docket No: MC1632205		Name: TRIPLE H FREIGHT INC		Interstate: Yes	
Date	Unit License	Unit Lic State	Violation Unit	Violation Description	Severity	OOS	Citation
07/30/2024	ZP19257	CA	1	393.55A - ABS - all CMVs manufactured on or after 3/1/1999 with hydraulic brakes	4	No	
07/30/2024	ZP19257	CA	D	395.8E - False report of drivers record of duty status	7	No	RN23030
DOT No: 4153084		Docket No: MC1594670		Name: G & N EXPRESS INC		Interstate: Yes	
Date	Unit License	Unit Lic State	Violation Unit	Violation Description	Severity	OOS	Citation
04/27/2024	ZP19257	CA	1	393.45DB - AIR BRAKE - AUDIBLE AIR LEAK AT A PROPER CONNECTION.	4	No	
04/27/2024	ZP19257	CA	D	392.2SLLEWG1 - State/Local Laws - Excessive Weight - 1-2500 Lbs Over On Allowable Gross Weight.	0	No	
DOT No: 2832393		Docket No: MC946760		Name: GHUMAN CARGO INC		Interstate: Yes	





Date	Unit License	Unit Lic State	Violation Unit	Violation Description	Severity	OOS	Citation
12/22/2023	YP03832	CA	D	393.45D - Brake connections with leaks/constrictions	4	No	
05/14/2023	YP03832	CA	1	393.78 - Windshield wipers inoperative/defective	1	No	
05/14/2023	YP03832	CA	D	395.24C2III - Driver failed to manually add shipping document number	1	No	
04/22/2023	YP03832	CA	D	395.3A3PROP - Driving beyond 11 hour driving limit in a 14 hour period. (Property Carrying Vehicle)	7	No	
04/22/2023	YP03832	CA	D	395.8E - False report of drivers record of duty status	7	No	
12/07/2022	YP03832	CA	D	392.2T - Improper turns	5	No	
12/07/2022	YP03832	CA	D	395.22G - Portable ELD not mounted in a fixed position and visible to driver	1	No	
12/07/2022	YP03832	CA	D	395.24C2II - Driver failed to manually add the trailer number	1	No	
12/07/2022	YP03832	CA	D	395.24C2III - Driver failed to manually add shipping document number	1	No	
12/07/2022	YP03832	CA	D	395.3A2PROP - Driving beyond 14 hour duty period (Property carrying vehicle)	7	No	
12/07/2022	YP03832	CA	D	395.3A3PROP - Driving beyond 11 hour driving limit in a 14 hour period. (Property Carrying Vehicle)	7	No	
12/07/2022	YP03832	CA	D	395.8E - False report of drivers record of duty status	7	Yes	000712507
11/16/2019	XP44628	CA	-	-	-	-	-
04/17/2019	XP44628	CA	-	-	-	-	-

### Inspection Summary By Month (based on inspections from the last 4 years) ToC

Year-Month	Number of Inspections	Number of Power Units	Total Violations	Total OOS Inspections	Total Severity Points	Number of Crashes
2024-11	2	2	1	0	0	0
2024-07	1	1	2	0	11	0
2024-05	1	1	0	0	0	0

Note: The most recent month's counts may not include all the inspections for that month.

### VIN Inspection Violation Details ToC

# of VINs: 2 # of Insp: 2 Severity Weight: 11 Avg. Weight/VIN: 5.5 (based on inspections in the last 4 years, showing top 50 VINs inspected most recently)

VIN 1FUJHHDR4NLMX1278		# of Inspections: 1		Total Severity: 0		Percentage of Total: 0.00%		Avg. Weight Per Inspection: 0.0	
Inspection Date	Inspection ID	Inspection State	Location Description	Total Severity	# of Violations	Shipper Name	Inspection Level	Post Accident	Out of Service
11/13/2024	83164788	UT	ECHO UT	0	1	MYSTIC LOGISTICS, LLC	3	No	No
BASIC		Unit Type		Severity		Description		Out of Service	
		Truck Tractor		0		392.2SLLWA1:State/Local Laws - Excessive Weight - 1-2500 Lbs O		No	
VIN 4V4NC9EJ6LN237851		# of Inspections: 1		Total Severity: 11		Percentage of Total: 100.00%		Avg. Weight Per Inspection: 11.0	
Inspection Date	Inspection ID	Inspection State	Location Description	Total Severity	# of Violations	Shipper Name	Inspection Level	Post Accident	Out of Service
07/30/2024	82271157	CA	SIDEWINDER PLATFORM SCALE	11	2	N/A	1	No	No
BASIC		Unit Type		Severity		Description		Out of Service	
Hours-Of-Servce Compliance		Truck Tractor		7		395.8E:False report of drivers record of duty status		No	
Vehicle Maintenance		Truck Tractor		4		393.55A:ABS - all CMVs manufactured on or after 3/1/1999 w		No	



Inspection History <a href="#">ToC</a>							
Inspection Date	Report Number	Report State	Plate Number	Plate State	Type	Severity Weight	Time Weight
11/13/2024	25MC001332	UT	ZP19527	CA	Truck Tractor		3
1FUJHHDR4NLMX1278 - Power Unit - State/Local Laws Violation: 392.2SLEWA1State/Local Laws - Excessive Weight - 1-2500 Lbs Over On An Axle/Axle Groups.						0	
11/02/2024	UEGR001721	CA	ZP19527	CA	Truck Tractor		3
07/30/2024	UEGZ000524	CA	ZP19257	CA	Truck Tractor		3
4V4NC9EJ6LN237851 - Power Unit - Hours-Of-Service Violation: 395.8EFalse report of drivers record of duty status						7	
4V4NC9EJ6LN237851 - Power Unit - Vehicle Maintenance Violation: 393.55AABS - all CMVs manufactured on or after 3/1/1999 with hydraulic brakes						4	
05/17/2024	NCCL005830	CA	ZP19527	CA	Truck Tractor		2
Only the first 20 inspections are shown. See the live report for more data.							