



Table of Contents

1. Overview	2. BASIC Scores History
3. BASIC Measures	4. KPI: BASIC Measures by Cargo Group
5. Estimated ISS Score	6. Investigation Results
7. Penalties History	8. Acute Critical Violations
9. Red Flag Violation Details	10. DOT Registration Information
11. DOT MCS-150 History	12. Crash Summary
13. Inspection Summary	14. KPI: Inspection Viol OOS Rates by Cargo Group
15. FHWA Registration Information	16. FHWA Insurance Information
17. FHWA Authorities	18. Severe Violations
19. Violation Report	20. Violation Summary
21. Violation Enforcement Chronology	22. Inspection Violations & OOS Counts
23. Radius Of Operation	24. Inspection & Crash Locations
25. Cargo Hot Spots	26. Inspection Violations & OOS Chronology
27. Percent of Insp & Crash by State	28. VIN Insp Summary by State
29. Violations By Unit Type	30. Inspection/Crash Map
31. Equipment Ownership	32. Equipment Details
33. Vehicle Age	34. States of Power Unit Registrations
35. Equipment Acquisitions	36. Driver Details
37. Shared VIN Summary	38. Shipper Table
39. Safety Summary	40. Safety Details
41. Crash Detail Color Coded PDF	42. Inspections with Shared Equipment
43. Inspection Tabular Details	44. Inspection Summary By Month
45. VIN Inspection Violation Details	46. Inspection History
47. Crash Hot Spots	48. DOT MCS-150 History Equipment and Driver Details
49. Chameleon	



Business Address

8709 LONGVIEW RD
ATWATER, CA
95301

Contact Info

(209)-777-0425
SGLFREIGHT9@OUTLOOK.COM

FHWA Address

8709 LONGVIEW RD
ATWATER,CA,95301
Phone:(209)-777-0425

Mailing Address

8709 LONGVIEW RD
ATWATER, CA
95301-9644

Overview ToC

Operating Status: AUTHORIZED FOR Property
3 other companies viewed this DOT in the past two months
Crash/PU ratio: 0.0%
Clean Inspection ratio: 71.43%

Estimated BASIC Scores (as of 2/27/2026)

	Unsafe Driving	Hours of Service	Driver Fitness	Controlled Sub. and Alcohol	Vehicle Maintenance	HM Compliance	Crash
Relative Scores	0% ○	[~12%] ⊖	0% ○	0% ○	0% ⊖	0% ○	0% ○

Bracketed scores are approximated scores if requirements were met. Actual score is 0.

Alert Status	No	No	No	No	No	No	No
---------------------	----	----	----	----	----	----	----



Estimated Inspection Selection System (ISS) Score: 6
Category: Pass

BASIC Scores History - Unsafe Driving ToC

There are no Scores for this BASIC

BASIC Scores History - Hours of Service ToC

There are no Scores for this BASIC

BASIC Scores History - Driver Fitness ToC

There are no Scores for this BASIC

BASIC Scores History - Controlled Substance ToC

There are no Scores for this BASIC



BASIC Scores History - Vehicle Maintenance ToC

There are no Scores for this BASIC

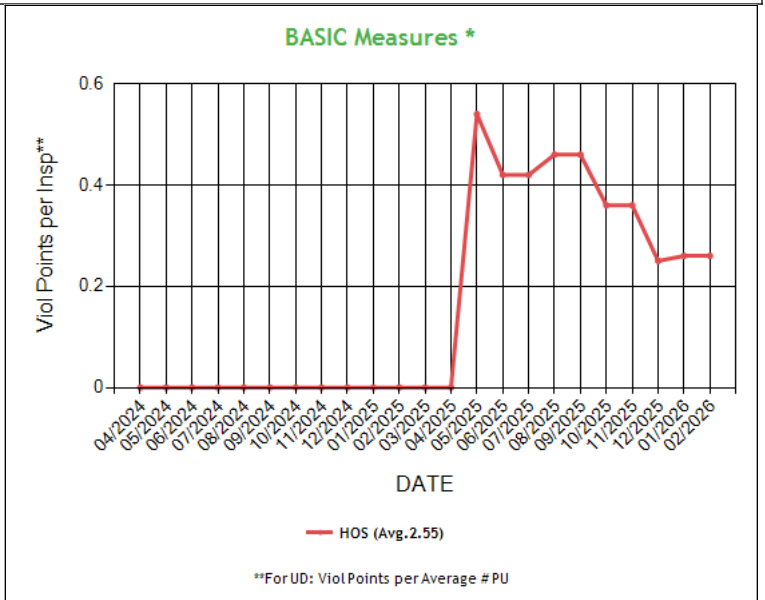
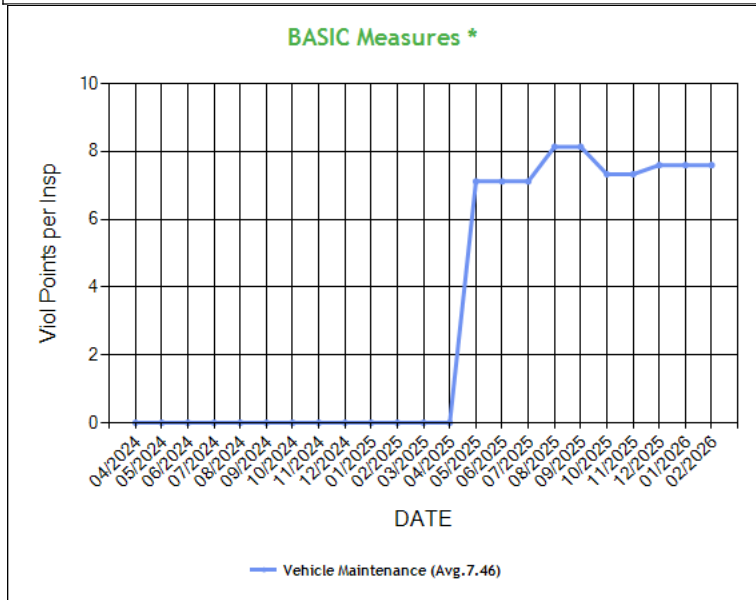
BASIC Scores History - Crash ToC

There are no Scores for this BASIC

BASIC Scores History - Hazmat ToC

There are no Scores for this BASIC

BASIC Measures: Violation Points per Inspection Trends ToC



* BASIC Measures are the absolute SMS scores that are compared within each Safety Event Group to determine the BASIC Score percentiles. Averages based on fleets with 1-5 power units.



BASIC Measures * - Table ToC

UD-Unsafe Driving, HOS-Hours of Service, DF-Driver Fitness, CS-Controlled Substances, VM-Vehicle Maintenance															
Date	UD Measure	UD AC	UD with Viol	HOS Measure	HOS AC	HOS with Viol	DF Measure	DF AC	DF with Viol	CS Measure	CS AC	CS with Viol	VM Measure	VM AC	VM with Viol
02/2026	0.00	N	0	0.26	N	1	0.00	N	0	0.00	N	0	7.60	N	2
01/2026	0.00	N	0	0.26	N	1	0.00	N	0	0.00	N	0	7.60	N	2
12/2025	0.00	N	0	0.25	N	1	0.00	N	0	0.00	N	0	7.60	N	2
11/2025	0.00	N	0	0.36	N	1	0.00	N	0	0.00	N	0	7.33	N	2
10/2025	0.00	N	0	0.36	N	1	0.00	N	0	0.00	N	0	7.33	N	2
09/2025	0.00	N	0	0.46	N	1	0.00	N	0	0.00	N	0	8.14	N	2
08/2025	0.00	N	0	0.46	N	1	0.00	N	0	0.00	N	0	8.14	N	2
07/2025	0.00	N	0	0.42	N	1	0.00	N	0	0.00	N	0	7.12	N	2
06/2025	0.00	N	0	0.42	N	1	0.00	N	0	0.00	N	0	7.12	N	2
05/2025	0.00	N	0	0.54	N	1	0.00	N	0	0.00	N	0	7.12	N	2
04/2025	0.00	N	0	0.00	N	0	0.00	N	0	0.00	N	0	0.00	N	0
03/2025	0.00	N	0	0.00	N	0	0.00	N	0	0.00	N	0	0.00	N	0
02/2025	0.00	N	0	0.00	N	0	0.00	N	0	0.00	N	0	0.00	N	0
01/2025	0.00	N	0	0.00	N	0	0.00	N	0	0.00	N	0	0.00	N	0
12/2024	0.00	N	0	0.00	N	0	0.00	N	0	0.00	N	0	0.00	N	0
11/2024	0.00	N	0	0.00	N	0	0.00	N	0	0.00	N	0	0.00	N	0
10/2024	0.00	N	0	0.00	N	0	0.00	N	0	0.00	N	0	0.00	N	0
09/2024	0.00	N	0	0.00	N	0	0.00	N	0	0.00	N	0	0.00	N	0
08/2024	0.00	N	0	0.00	N	0	0.00	N	0	0.00	N	0	0.00	N	0
07/2024	0.00	N	0	0.00	N	0	0.00	N	0	0.00	N	0	0.00	N	0
06/2024	0.00	N	0	0.00	N	0	0.00	N	0	0.00	N	0	0.00	N	0
05/2024	0.00	N	0	0.00	N	0	0.00	N	0	0.00	N	0	0.00	N	0
04/2024	0.00	N	0	0.00	N	0	0.00	N	0	0.00	N	0	0.00	N	0

* BASIC Measures are the absolute SMS scores that are compared within each Safety Event Group to determine the BASIC Score percentiles.

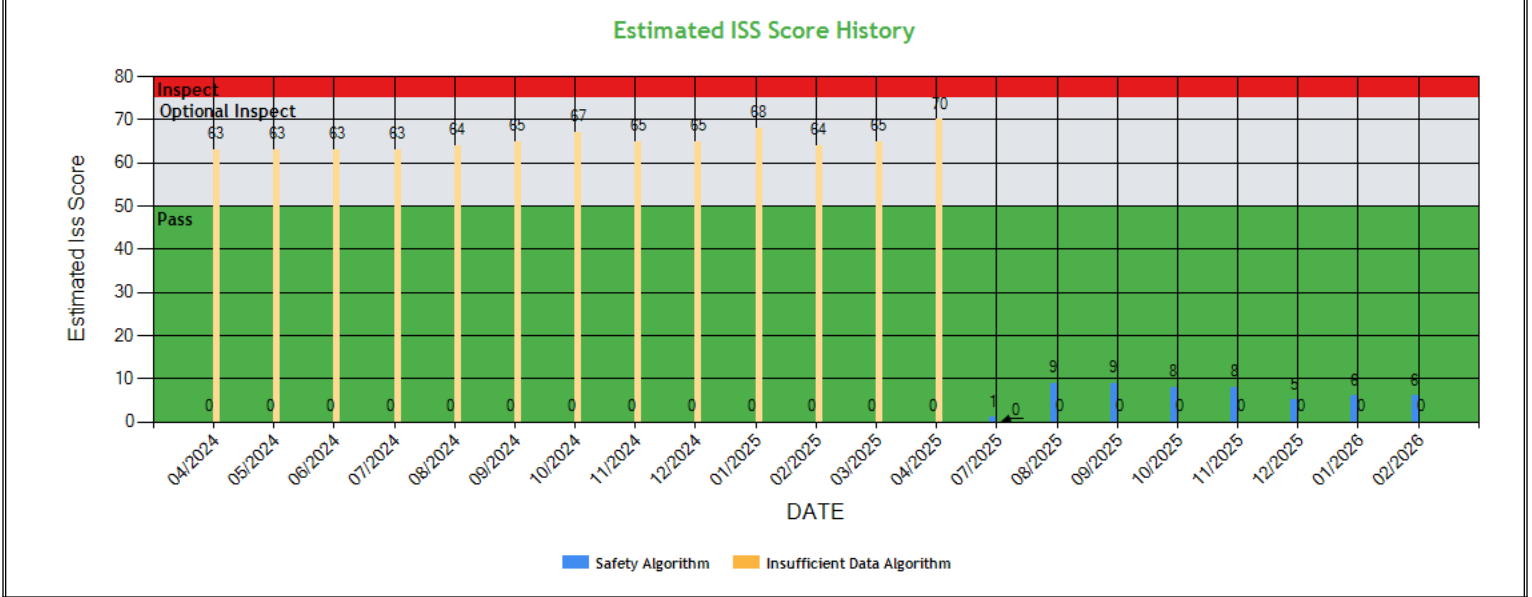
KPI: BASIC Measures by Fleet Size and Cargo Group ToC

Fleet Size: 1-5 PUs															
Cargo Group (Companies)	Unsafe Driving		Hours of Service		Driver Fitness		Controlled Substance		Vehicle Maintenance		HM Compliance		Crash		
	Avg.	Comp. to Avg.	Avg.	Comp. to Avg.	Avg.	Comp. to Avg.	Avg.	Comp. to Avg.	Avg.	Comp. to Avg.	Avg.	Comp. to Avg.	Avg.	Comp. to Avg.	
General Freight (484124)	0.76	Better	0.21	Worse	0.22	Better	0.01	Better	1.89	Worse	0.01	Better	0.06	Better	
SGL SOLUTION INC	0.00		0.26		0.00		0.00		7.60		0.00		0.00		



Estimated ISS Score History - Chart ToC

About the Inspection Selection System



Estimated ISS Score History - Table ToC

Date	Estimated ISS Score	Recommendation	Algorithm
02/27/2026	6	Pass	Safety Algorithm
01/30/2026	6	Pass	Safety Algorithm
12/26/2025	5	Pass	Safety Algorithm
11/28/2025	8	Pass	Safety Algorithm
10/31/2025	8	Pass	Safety Algorithm
09/26/2025	9	Pass	Safety Algorithm
08/29/2025	9	Pass	Safety Algorithm
07/25/2025	1	Pass	Safety Algorithm
06/30/2025	1	Pass	Safety Algorithm
05/31/2025	1	Pass	Safety Algorithm
04/25/2025	70	Optional Inspect	Insufficient Data Algorithm
03/28/2025	65	Optional Inspect	Insufficient Data Algorithm
02/28/2025	64	Optional Inspect	Insufficient Data Algorithm
01/31/2025	68	Optional Inspect	Insufficient Data Algorithm
12/27/2024	65	Optional Inspect	Insufficient Data Algorithm
11/29/2024	65	Optional Inspect	Insufficient Data Algorithm
10/25/2024	67	Optional Inspect	Insufficient Data Algorithm
09/27/2024	65	Optional Inspect	Insufficient Data Algorithm
08/30/2024	64	Optional Inspect	Insufficient Data Algorithm
07/26/2024	63	Optional Inspect	Insufficient Data Algorithm
06/28/2024	63	Optional Inspect	Insufficient Data Algorithm
05/31/2024	63	Optional Inspect	Insufficient Data Algorithm
04/26/2024	63	Optional Inspect	Insufficient Data Algorithm

Investigation Results ToC

No Investigations reported on FMCSA website



Penalties History ToC

There is a problem with the Penalties data on FMCSA website.

Acute Critical Violations (Based on Investigations as per CSA Methodology Appendix A) ToC

No Data

No red flag violations in the last 24 months

DOT Registration Information: The following information on this specific DOT # is from the Federal DOT (as of Operating Authority)

DOT Registration: 04/17/2024		Total Power Units: 1	Total Trucks: 1	Total Trailers: 1	Total Passenger Vehicles: 0
Status	Entity Type	Organization Type	Nation	Total Cars	Drivers / CDL Drivers
A	C	-	US	0	1* / 1
MCS-150 Date	Op Codes	Shipper Op Codes	Shipper HazMat Op Codes	Latest Review Type	Latest Review Document Number(Date)
11/21/2025	A				()
MCS-150 Mileage (Year)	Record Update Date	Transports Hazmats	DOT Census Date	Recordable Accident Rate	Preventable Accident Rate
130,573 (2024)	11/21/2025	N	04/17/2024	0%	0%
MCS-151 Mileage	Safety Rating (Date)	SEA Accident	SEA Driver	SEA Vehicle	SEA Management
0	None (None)	0%	0%	0%	0%
Classification Codes		Cargo Carried (per MCS-150)			
Authorized-For-Hire		General Freight			

DOT MCS-150 History ToC

(as of 11/24/2025 DOT census)

Census Date	MCS-150 Date	MCS-150 Mileage	VMT Year	Power Units	Drivers	Trailers	Company Rep1	Company Rep2	Email
11/24/2025	11/21/2025	130573	2024	1	1	-	GURSHAAN DHALIWAL		SGLFREIGHT9@OUTLOOK.COM
5/26/2025	5/23/2025	130573	2024	1	1	-	GURSHAAN SINGH DHALIWAL		sglfreight9@outlook.com
5/8/2025	5/5/2025	420273	2024	1	1	-	GURSHAAN SINGH DHALIWAL		sglfreight9@outlook.com
10/4/2024	9/29/2024	0		1	1	-	GURSHAAN SINGH DHALIWAL		SGLSOLUTIONINC@GMAIL.COM
9/10/2024	9/3/2024	0		1	1	-	GURSHAAN SINGH DHALIWAL		SGLSOLUTIONINC@GMAIL.COM

Crash Summary Chart ToC Crashes Summary - Chart (based on all available crash data)

No Data

Crashes Summary - Table (based on all available crash data) ToC

	TOTAL	Last 6 months	7-12 months	13-18 months	19-24 months	25-30 months	30-36 months	37-41 months	42-48 months	Over 49 months
Total Reportable	0	0	0	0	0	0	0	0	0	0
Fatalities	0	0	0	0	0	0	0	0	0	0
Injuries	0	0	0	0	0	0	0	0	0	0
Tow Away	0	0	0	0	0	0	0	0	0	0
With Citations	0	0	0	0	0	0	0	0	0	0
Federal Recordable	0	0	0	0	0	0	0	0	0	0
Preventable	0	0	0	0	0	0	0	0	0	0
Crash per Pwr Unit	-	0.0%	0.0%	0.0%	0.0%	0.0%	0.0%	0.0%	0.0%	-



Inspection Summary ToC

The following inspection information is based on results for 24 months prior to: 04/08/2026. Please note that the total inspections number is not necessarily the total of the vehicle, driver and hazmat inspections, as one inspection may have included any combination of the below inspections.

Overall	Vehicle	Driver	Hazmat
(Please note that the total inspections number is not necessarily the total of the vehicle, driver and hazmat inspections, as one inspection may have included any combination of the below inspections) Total Inspections: 7 Total Out of Service: 0 Out of Service: 0% National Average: 21.02% Difference: -21.02%	Total Inspections: 3 Total Out of Service: 0 Out of Service: 0.00% National Average: 24.98% Difference: -24.98%	Total Inspections: 7 Total Out of Service: 0 Out of Service: 0.00% National Average: 6.85% Difference: -6.85%	Total Inspections: 0 Total Out of Service: 0 Out of Service: 0.00% National Average: 2.14% Difference: -2.14%

KPI: Inspection Viol OOS Rates by Cargo Group ToC

Cargo Group	OVERALL		VEHICLE		DRIVER		HAZMAT	
	Average	Compared to Average	Average	Compared to Average	Average	Compared to Average	Average	Compared to Average
General Freight	29.75%	Better	25.49%	Better	13.70%	Better	0.17%	Better
SGL SOLUTION INC	0%		0%		0%		0%	

FHWA Registration Information: The following data on this Motor Carrier is from the Federal Hwy Administration (as of 4/2/2026)

Docket Number	DOT Number	Company Name	DBA Name	Address	City	State	Country	ZIP Code
MC1634691	4226894	SGL SOLUTION INC		8709 LONGVIEW RD	ATWATER	CA	US	95301
Phone Number	Fax Number	Mail Address	Mail City	Mail State	Mail Contry	Mail ZIP Code	Mail Phone Number	Mail Fax Number
(209)-777-0425		8709 LONGVIEW RD	ATWATER	CA	US	95301-9644		
Date of Last Change	Freight	Passenger	Household Goods	Active Authority	Pending Authority	Revocation Pending Authority		
4/2/2026	Y	N	N	/ Common /	/	/ Common /		

Insurance Required (as of 04/02/2026) ToC

Docket Number	Insurance Type	Insurance Required	Insurance on File
MC1634691	BIPD	\$750k	\$750k
MC1634691	Cargo	No	No
MC1634691	Bond	No	No

Active / Pending Insurance (as of 04/02/2026)

Docket Number	Form	Type	Insurance Carrier	Policy/Surety	Coverage From	Coverage To	Required	On File	Effective Date	Cancel Date
MC1634691	91X	BIPD/Primary	MOTOR TRANSPORT MUTUAL RRG INC	S-LHMI1780-00	\$0k	\$750k	\$750k	\$750k	04/28/2025	04/28/2026



Insurance History (as of 04/02/2026)									
Docket Number	Form	Type	Insurance Carrier	Policy/Surety	Coverage From	Coverage To	Effective Date From	Effective Date To	
MC1634691	91X	BIPD/Primary	DB INSURANCE CO., LTD (U.S.BRANCH)	CCA-0023540-00	\$0k	\$750k	04/26/2025	05/06/2025	Cancelled
MC1634691	91X	BIPD/Primary	DB INSURANCE CO., LTD (U.S.BRANCH)	CCA-0023540-00	\$0k	\$750k	04/26/2025	04/28/2025	Replaced
MC1634691	91X	BIPD/Primary	DB INSURANCE CO., LTD (U.S.BRANCH)	CCA-0023540-00	\$0k	\$750k	10/01/2024	04/26/2025	Cancelled
MC1634691	91X	BIPD/Primary	DB INSURANCE CO., LTD (U.S.BRANCH)	CCA-0023540-00	\$0k	\$750k	05/06/2024	10/01/2024	Cancelled

FHWA Authorities (as of 04/02/2026) ToC								
Docket#	L&I Name	Active Authority	Inactive Authority	Pending Authority	Revocation Pending Authority	Freight	Passenger	Household Goods
MC1634691	SGL SOLUTION INC	Common /			Common /	Yes	No	No

Authority History (as of 04/02/2026)				
Docket Number	Sub	Auth Type	Original Action	Disposition
MC1634691		COMMON	INVOLUNTARY REVOCATION 4/28/2025 12:00:00 AM	DISCONTINUED REVOCATION 4/29/2025 12:00:00 AM
MC1634691		COMMON	INVOLUNTARY REVOCATION 3/31/2025 12:00:00 AM	DISCONTINUED REVOCATION 4/1/2025 12:00:00 AM
MC1634691		COMMON	GRANTED 5/15/2024 12:00:00 AM	

Severe Violations (i.e. those with >= 8 points) - Chart ToC

No Data

Severe Violations (i.e. those with >= 8 points) - Table

No Data



Violation Report ToC

Inspection Date	Inspection State	BASIC	Violation Description	OOS	VIN	Severity Points
06/02/2025	CA	Vehicle Maintenance	393.9ALFTSI - LIGHTING - FRONT - TURN SIGNAL - INOPERATIVE.	No	3AKJHHR6KSKJ0587 (PU)	6
04/28/2025	CA	Vehicle Maintenance	393.78 - Windshield wipers inoperative/defective	No	3AKJHHR6KSKJ0587 (PU)	1
04/28/2025	CA	-	390.21TB2DOT - Operate a CMV without USDOT number displayed. Must be preceded by the letters USDOT	No	3AKJHHR6KSKJ0587 (PU)	4
04/28/2025	CA	Vehicle Maintenance	393.45B2BAIR - AIR BRAKE - HOSE/TUBING DAMAGED OR NOT SECURED.	No	3AKJHHR6KSKJ0587 (PU)	4
04/28/2025	CA	Vehicle Maintenance	393.9AHLH - LIGHTING - HEADLAMP(S) FAIL TO OPERATE ON LOW AND HIGH BEAM.	No	3AKJHHR6KSKJ0587 (PU)	6
04/28/2025	CA	Hours-Of-Service	395.24C2IIIELDSDN - HOS (ELD) - Driver failing to manually input or verify shipping document number.	No	3AKJHHR6KSKJ0587 (PU)	1
04/28/2025	CA	Hours-Of-Service	395.24C2IIELDTN - HOS (ELD) - Driver failing to manually input or verify CMV trailer number.	No	3AKJHHR6KSKJ0587 (PU)	1
04/28/2025	CA	Vehicle Maintenance	393.9ALCL - LIGHTING - CLEARANCE LAMP(S) INOPERATIVE.	No	5V8VC5326NM206654 (T)	2
04/28/2025	CA	-	392.2SLLSR - State/Local Laws - State registration/tag violation	No	5V8VC5326NM206654 (T)	3

No filters were applied when generating this report, see the live report for more options.

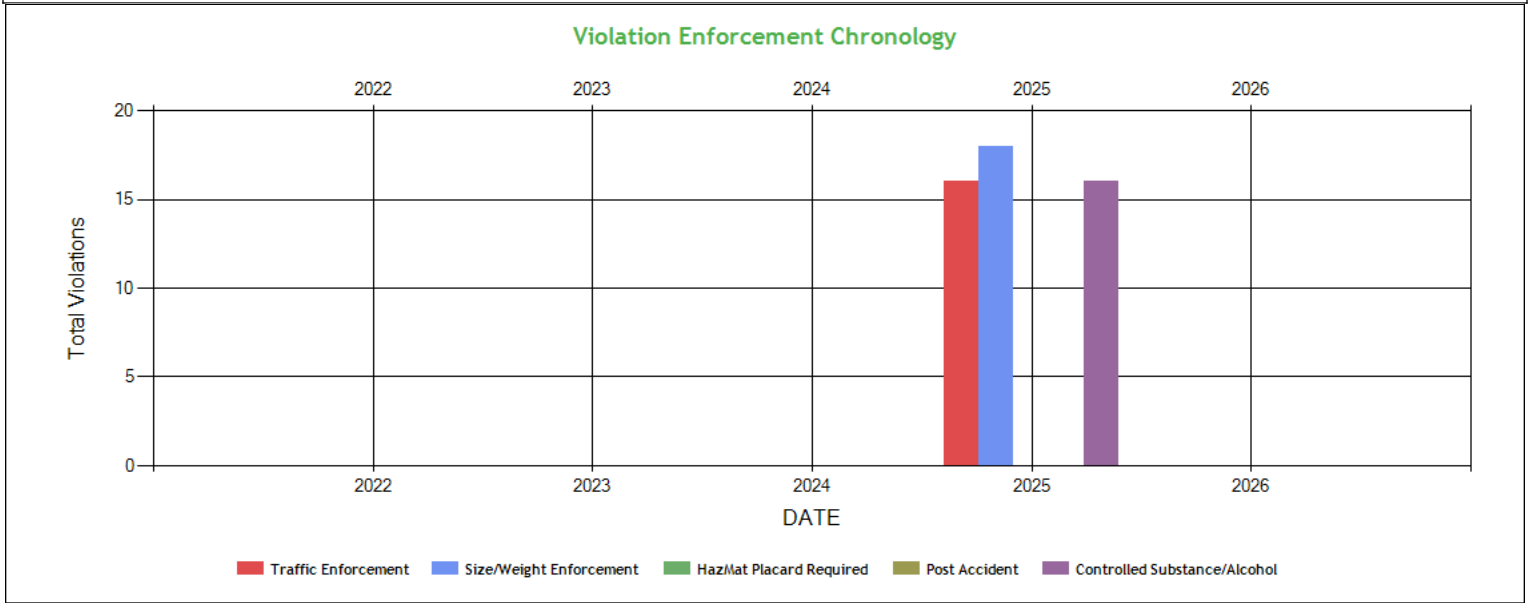
Violation Summary ToC

BASIC	Violation Group	Code	Description	# of Violations	# of OOS Violations	Severity Points
Vehicle Maintenance	Lighting	393.9ALFTSI	LIGHTING - FRONT - TURN SIGNAL - INOPERATIVE.	1	0	6
Vehicle Maintenance	Lighting	393.9AHLH	LIGHTING - HEADLAMP(S) FAIL TO OPERATE ON LOW AND HIGH BEAM.	1	0	6
Vehicle Maintenance	Brakes All Others	393.45B2BAIR	AIR BRAKE - HOSE/TUBING DAMAGED OR NOT SECURED.	1	0	4
	ADMIN MOTOR CARRIER	390.21TB2DOT	Operate a CMV without USDOT number displayed. Must be preceded by the letters USDOT	1	0	4
	ADMIN MOTOR CARRIER	392.2SLLSR	State/Local Laws - State registration/tag violation	1	0	3
Vehicle Maintenance	Clearance Identification Lamps/Other	393.9ALCL	LIGHTING - CLEARANCE LAMP(S) INOPERATIVE.	1	0	2
Vehicle Maintenance	Windshield/ Glass/ Markings	393.78	Windshield wipers inoperative/defective	1	0	1
Hours-Of-Service (HOS) Compliance	Other Log/Form & Manner	395.24C2IIELDTN	HOS (ELD) - Driver failing to manually input or verify CMV trailer number.	1	0	1
Hours-Of-Service (HOS) Compliance	Other Log/Form & Manner	395.24C2IIIELDSDN	HOS (ELD) - Driver failing to manually input or verify shipping document number.	1	0	1

No filters were applied when generating this report, see the live report for more options.



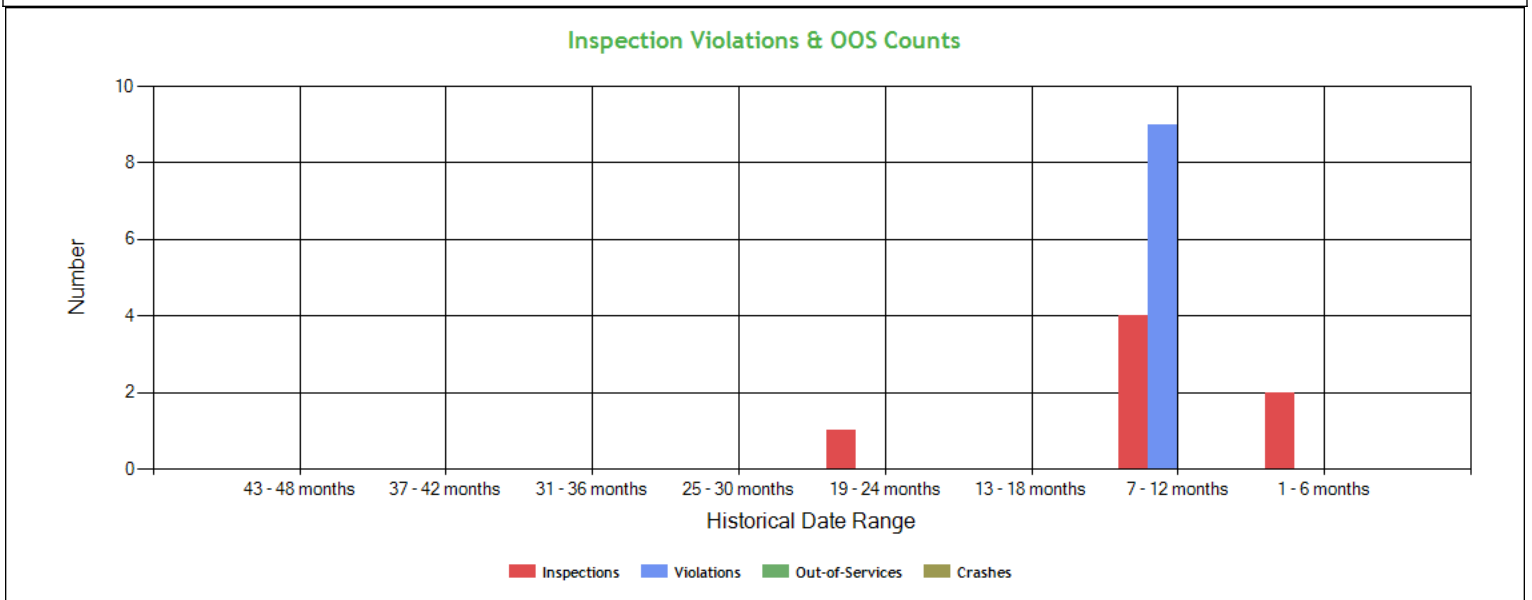
Violation Enforcement Chronology - Chart ToC



Violation Enforcement Chronology - Table ToC

	2022	2023	2024	2025	2026
Traffic Enforcement	0	0	0	16	0
Size/Weight Enforcement	0	0	0	18	0
HazMat Placard Required	0	0	0	0	0
Post Accident	0	0	0	0	0
Controlled Substance/Alcohol	0	0	0	16	0

Inspection Violations & OOS Counts - Chart ToC



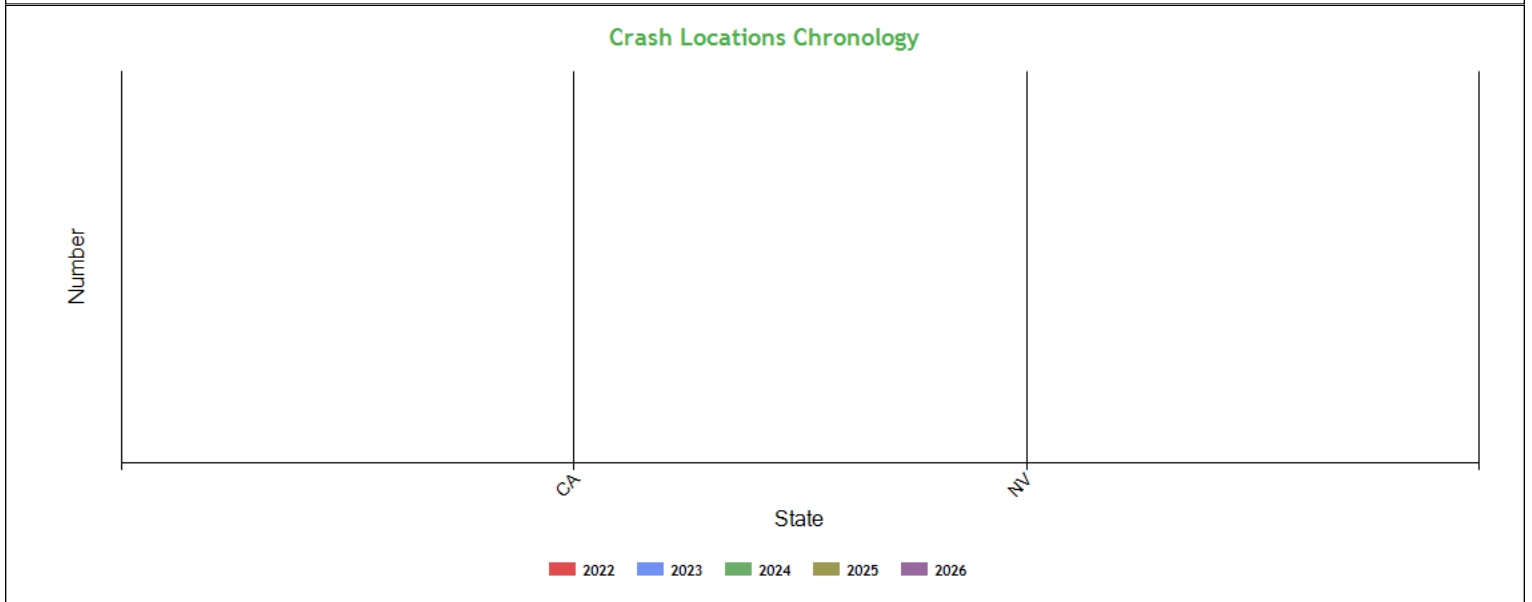
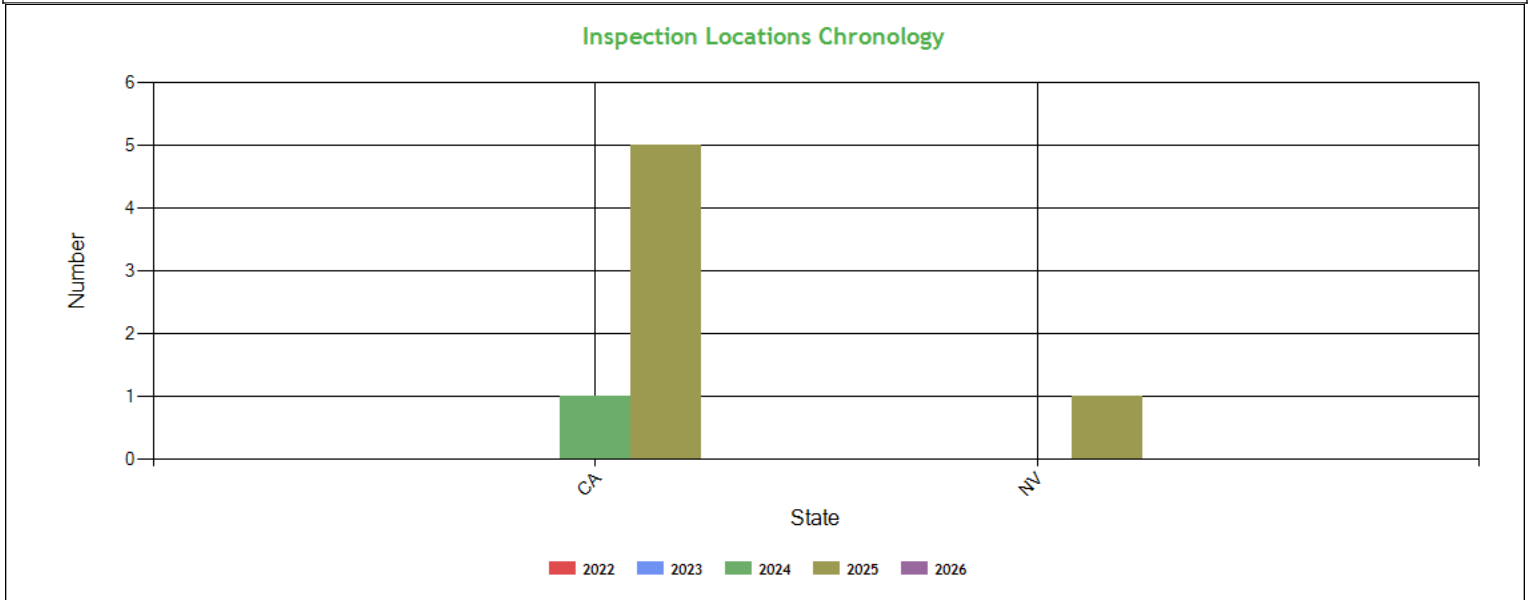


Inspection Violations & OOS Counts - Table ToC				
Date Range	Inspections	Violations	Out-of-Services	Crashes
TOTAL	7	9	0	0
1 - 6 months	2	0	0	0
7 - 12 months	4	9	0	0
13 - 18 months	0	0	0	0
19 - 24 months	1	0	0	0
25 - 30 months	0	0	0	0
31 - 36 months	0	0	0	0
37 - 42 months	0	0	0	0
43 - 48 months	0	0	0	0

Radius of Operation (based on Inspections and Crashes during the past 3 years) ToC								
	Total	Drive between 0 and 50 miles radius	Drive between 51 and 200 miles radius	Drive between 201 and 300 miles radius	Drive between 301 and 400 miles radius	Drive between 401 and 500 miles radius	Drive between 501 and 600 miles radius	Drive beyond 600 miles radius
Power Units (i.e. unique VINs)	1	0	0	1	0	0	0	0
Percent	100%	0%	0%	100%	0%	0%	0%	0%



Inspection & Crash Locations - Chart ToC



Inspection & Crash Locations - Table ToC

State	Inspections					Violations					Out-of-Services					Crashes				
	2022	2023	2024	2025	2026	2022	2023	2024	2025	2026	2022	2023	2024	2025	2026	2022	2023	2024	2025	2026
TOTAL	0	0	1	6	0	0	0	0	9	0	0	0	0	0	0	0	0	0	0	0
CA	0	0	1	5	0	0	0	0	9	0	0	0	0	0	0	0	0	0	0	0
NV	0	0	0	1	0	0	0	0	0	0	0	0	0	0	0	0	0	0	0	0

Hot Spot Summary ToC

Year	Month	Level 5	Level 5 %	Level 4	Level 4 %	Level 3	Level 3 %	Level 2	Level 2 %	Level 1	Level 1 %	Level 0	Level 0 %	Levels 1 - 5	Levels 1 - 5 %
2025	December (Partial)	1	16.67%	0	0.00%	1	16.67%	0	0.00%	0	0.00%	0	0.00%	2	33.34%
2025	July	0	0.00%	0	0.00%	0	0.00%	0	0.00%	0	0.00%	1	16.67%	0	0.00%



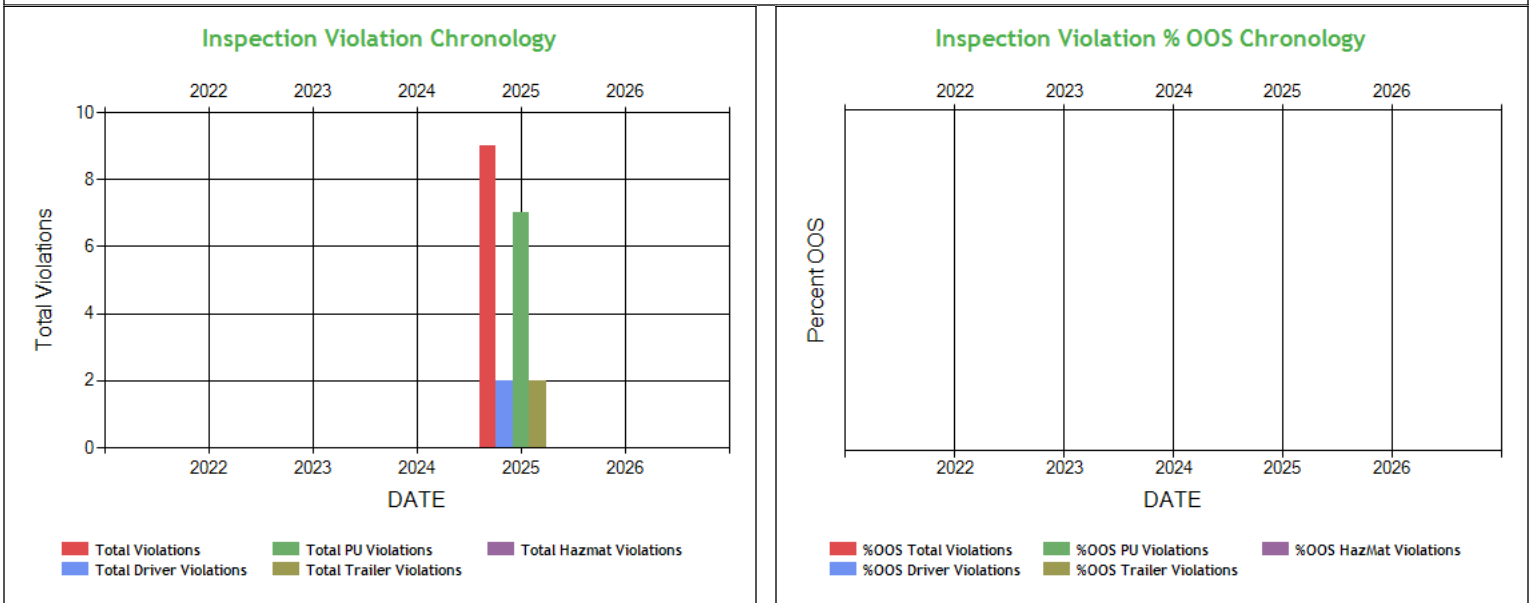
2025	June	0	0.00%	0	0.00%	1	16.67%	0	0.00%	0	0.00%	0	0.00%	1	16.67%
2025	April	1	16.67%	0	0.00%	1	16.67%	0	0.00%	0	0.00%	0	0.00%	2	33.34%
Totals		2	33.34%	0	0.00%	3	50.01%	0	0.00%	0	0.00%	1	16.67%	5	83.35%

Hot Spot Analysis

State	County	Level	Count	Percentage
CA	Riverside	5	2	33.33%
CA	Merced	3	3	50.00%

Report generated using the last 12 full months of inspection data

Inspection Violation % OOS Chronology - Chart ToC

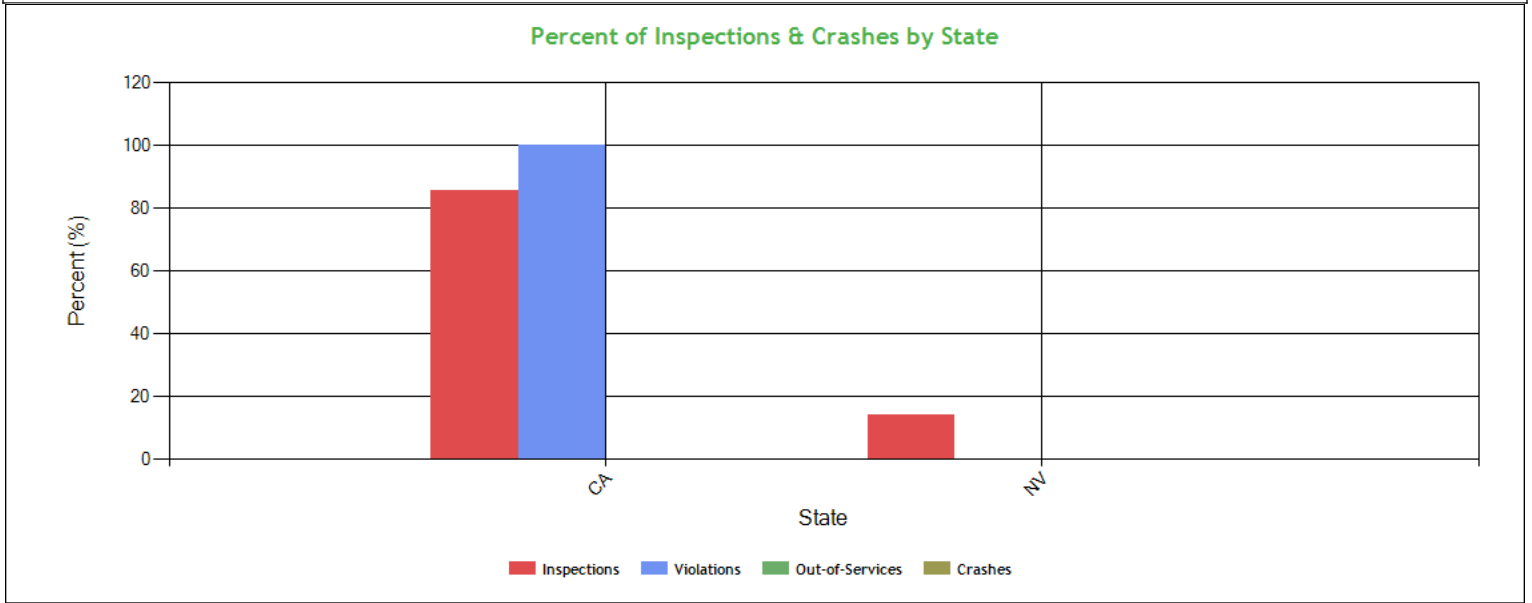


Inspection Violation % OOS Chronology - Table ToC

	2022	2023	2024	2025	2026
Total Violations	0	0	0	9	0
Total Out Of Services	0	0	0	0	0
%OOS Total Violations	0	0	0	0	0
Total Driver Violations	0	0	0	2	0
Total Driver Out Of Services	0	0	0	0	0
%OOS Driver Violations	0	0	0	0	0
Total PU Violations	0	0	0	7	0
Total PU Out Of Services	0	0	0	0	0
%OOS PU Violations	0	0	0	0	0
Total Trailer Violations	0	0	0	2	0
Total Trailer Out Of Services	0	0	0	0	0
%OOS Trailer Violations	0	0	0	0	0
Total Hazmat Violations	0	0	0	0	0
Total Hazmat Out Of Services	0	0	0	0	0
%OOS HazMat Violations	0	0	0	0	0



Percent of Insp & Crash by State - Chart ToC



Percent of Insp & Crash by State - Table (based on inspection data from the last 4 years) ToC

State	Inspections		Violations		Out-of-Services		Crashes	
	Total	Percent	Total	Percent	Total	Percent	Total	Percent
	7	100	9	100	0	100	0	100
CA	6	85.7	9	100	0	0	0	0
NV	1	14.3	0	0	0	0	0	0

VIN Insp Summary by State (based on inspection from the last 2 years) ToC

VIN	Insp	Viol Pts	Counts in each State			
			CA		NV	
			Insp	Viol Pts	Insp	Viol Pts
TOTALS	20/46*	7/28**	6	28	1	0
3AKJHHDR6KSKJ0587	7	23	6	23	1	0
1UYVS2536J7471255	2	0	2	0	0	0
1JJV532D9PL371943	1	0	0	0	1	0
1UYVS2532R3025901	1	0	1	0	0	0
1UYVS253XR3025922	1	0	1	0	0	0
5V8VC5326NM206654	1	5	1	5	0	0

*<Total number of inspections for these 6 VIN(s)>/n<Total number of inspections for these 2 state(s)>

**<Total severity sum for these 6 VIN(s)>/n<Total severity sum for these 2 state(s)>

Violations By Unit Type ToC

of Violations: 7 Total Severity: 21 based on inspections in the last 2 years

Violation Unit: Driver	# of Violations: 2	Total Severity: 2	% of Total: 9.52%
Viol. Group: Other Log/Form & Manner	# of Violations: 2	Total Severity: 2	% of Total: 9.52%
Violation	Number of Occurrences	Viol. Severity	Total Severity
395.24C2IIELDTON:HOS (ELD) - Driver failing to manually input or ve	1	1	1
395.24C2IIIELSDN:HOS (ELD) - Driver failing to manually input or ve	1	1	1
Violation Unit: Power Unit	# of Violations: 4	Total Severity: 17	% of Total: 80.95%
Viol. Group: Lighting	# of Violations: 2	Total Severity: 12	% of Total: 57.14%



Carrier Software
 1-800-646-5152
 info@CarrierSoftware.com

CONFIDENTIAL - Intended for use by Amerigo Insurance Agency - Date: 4/10/2026

SGL SOLUTION INC - DOT# 4226894 / MC1634691

Violation	Number of Occurences	Viol. Severity	Total Severity
393.9AHLH:LIGHTING - HEADLAMP(S) FAIL TO OPERATE ON LOW AND	1	6	6
393.9ALFTSI:LIGHTING - FRONT - TURN SIGNAL - INOPERATIVE.	1	6	6
Viol. Group: Brakes All Others	# of Violations: 1	Total Severity: 4	% of Total: 19.05%
393.45B2BAIR:AIR BRAKE - HOSE/TUBING DAMAGED OR NOT SECURED.	1	4	4
Viol. Group: Windshield/ Glass/ Markings	# of Violations: 1	Total Severity: 1	% of Total: 4.76%
393.78:Windshield wipers inoperative/defective	1	1	1
Violation Unit: Trailer	# of Violations: 1	Total Severity: 2	% of Total: 9.52%
Viol. Group: Clearance Identification Lamps/Other	# of Violations: 1	Total Severity: 2	% of Total: 9.52%
Violation	Number of Occurences	Viol. Severity	Total Severity
393.9ALCL:LIGHTING - CLEARANCE LAMP(S) INOPERATIVE.	1	2	2



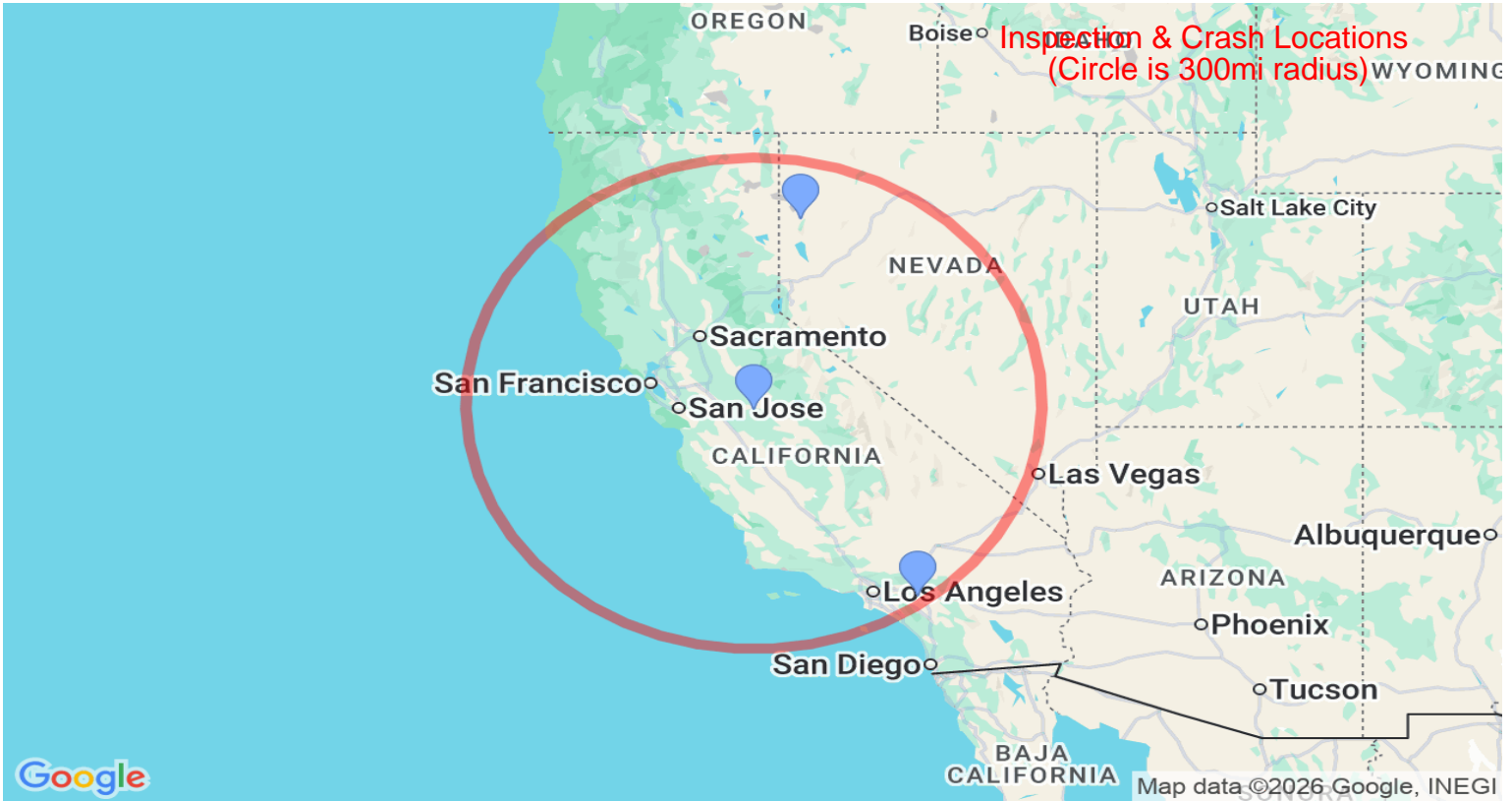
INSPECTION/CRASH MAP ToC

PU Inspection

Trailer Inspection

OOS Inspection

Crash



Equipment Ownership ToC Equipment Ownership (based on MCS-150 dated 11/21/2025)					
	Trucks	Tractors	Trailers	Motor Coaches	Vans
Owned	0	1	1	0	0
Term Leased	0	0	0	0	0
Trip Leased	0	0	0	0	0
Total No.	0	1	1	0	0

Equipment Details Power Units ToC									
VIN	Latest Insp Date	Year	Make	Model	Body Class	Body Type	Axles	Len	Fuel Type
3AKJHHR6KS KJ0587	12/16/2025	2019	FREIGHTLINER	New Cascadia 126" Sleepercab	Truck-Tractor	-	-	-	Diesel

Equipment Details Trailers									
VIN	Latest Insp Date	Year	Make	Model	Body Class	Body Type	Axles	Len	Fuel Type
1UYVS2536J74 71255	12/16/2025	2018	UTILITY TRAILER MANUFACTURER	Utility Trailer Manufacturer	Trailer	Van Trailer	2	53	-



1JJV532D9PL371943	07/02/2025	2023	WABASH	FRP Drop Frame	Trailer	Van Trailer	2	53	-
5V8VC5326NM206654	04/28/2025	2022	VANGUARD NATIONAL TRAILER CORPORATION (VNTC)	VANGUARD NATIONAL TRAILER CORPORATION (VNTC)	Trailer	Dry Freight	-	53	Not Applicable
1UYVS253XR3025922	04/18/2025	2024	UTILITY TRAILER MANUFACTURER	Utility Trailer Manufacturer	Trailer	Van Trailer	2	53	-
1UYVS2532R3025901	08/06/2024	2024	UTILITY TRAILER MANUFACTURER	Utility Trailer Manufacturer	Trailer	Van Trailer	2	53	Not Applicable

Vehicle Age ToC

Year	# Power Units	PU Percentage	# Trailers	Trailres Percentage
2024	0	0.00%	2	40.00%
2023	0	0.00%	1	20.00%
2022	0	0.00%	1	20.00%
2019	1	100.00%	0	0.00%
2018	0	0.00%	1	20.00%

Based on 24 months of inspection data, see the live report for more options

States of Power Unit Registrations ToC

State	CA	NV
Number of Power Units	1	1

Equipment Acquisitions - Table ToC

	Power Units inspected for 1st time in past 12 months	Power Units inspected for 1st time in past 24 months	Power Units inspected during entire date range	Trailers inspected for 1st time in past 12 months	Trailers inspected for 1st time in past 24 months	Trailers inspected during entire date range
Unique VINs	1	1	1	5	6	6
Unique License Plates	1	1	1	5	6	6
License Plate States	1	1	1	3	3	3

Driver Details ToC Driver Details (based on MCS-150 dated 11/21/2025)

	Within 100 mi	Beyond 100 mi	TOTAL
# Drivers Interstate	0	1	1
# Drivers Intrastate	0	0	0
TOTAL	0	1	/

Avg. # Trip Lease Drivers/Mo: 0 # Drivers Grand Total: 1 # Drivers Commercially Licensed: 1

Shared VIN Summary ToC

No Data



Carrier Software
1-800-646-5152
info@CarrierSoftware.com

CONFIDENTIAL - Intended for use by Amerigo Insurance Agency - Date: 4/10/2026

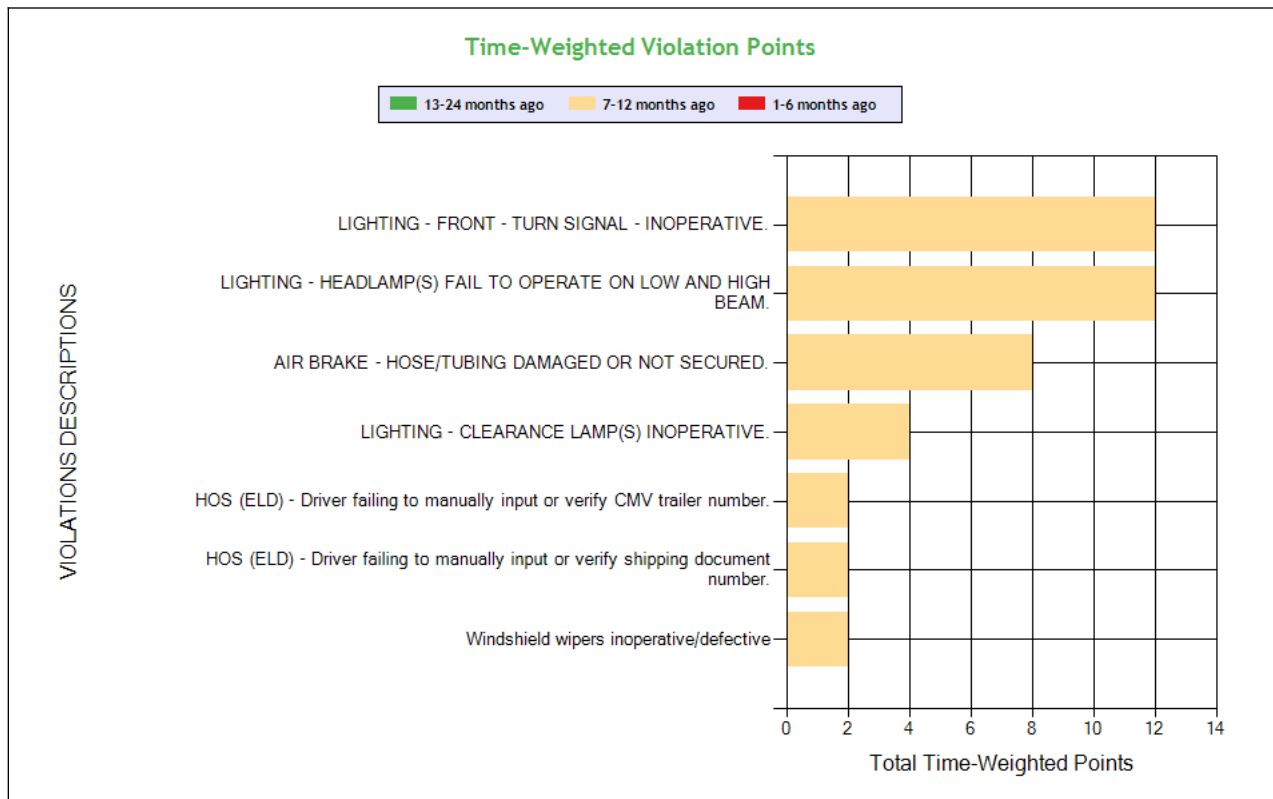
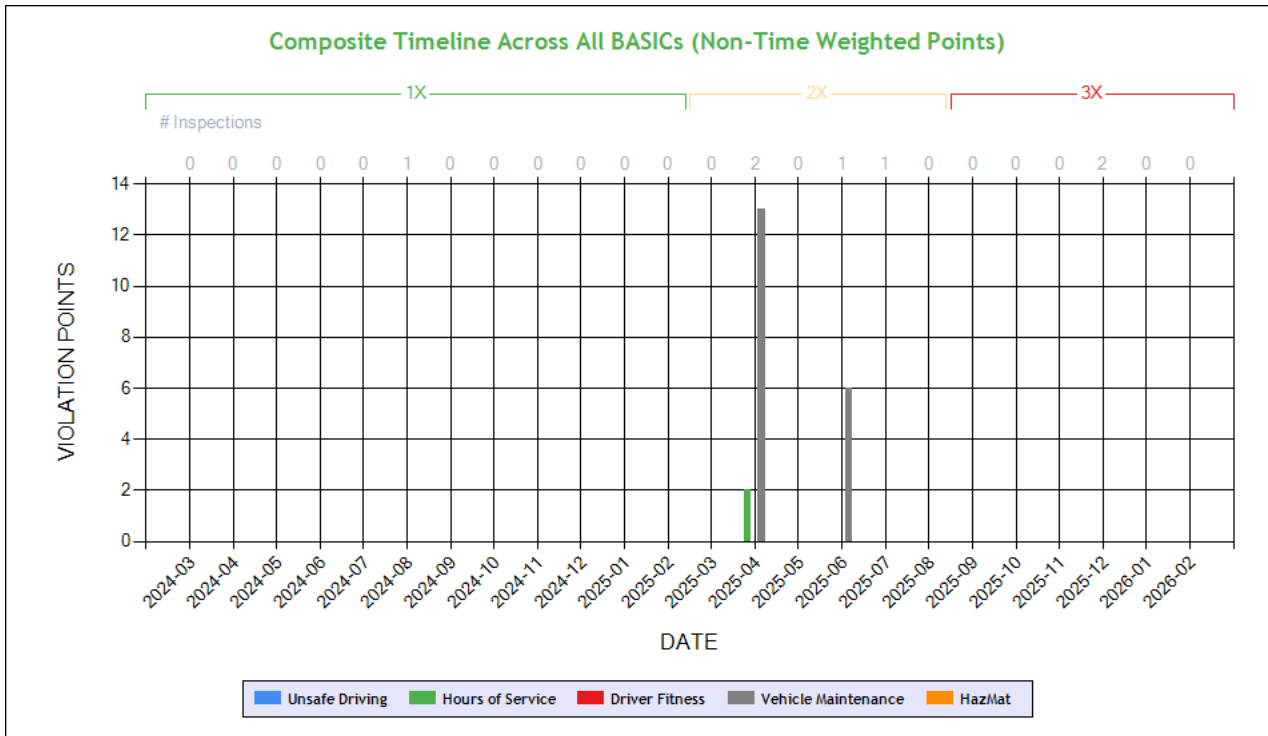
SGL SOLUTION INC - DOT# 4226894 / MC1634691

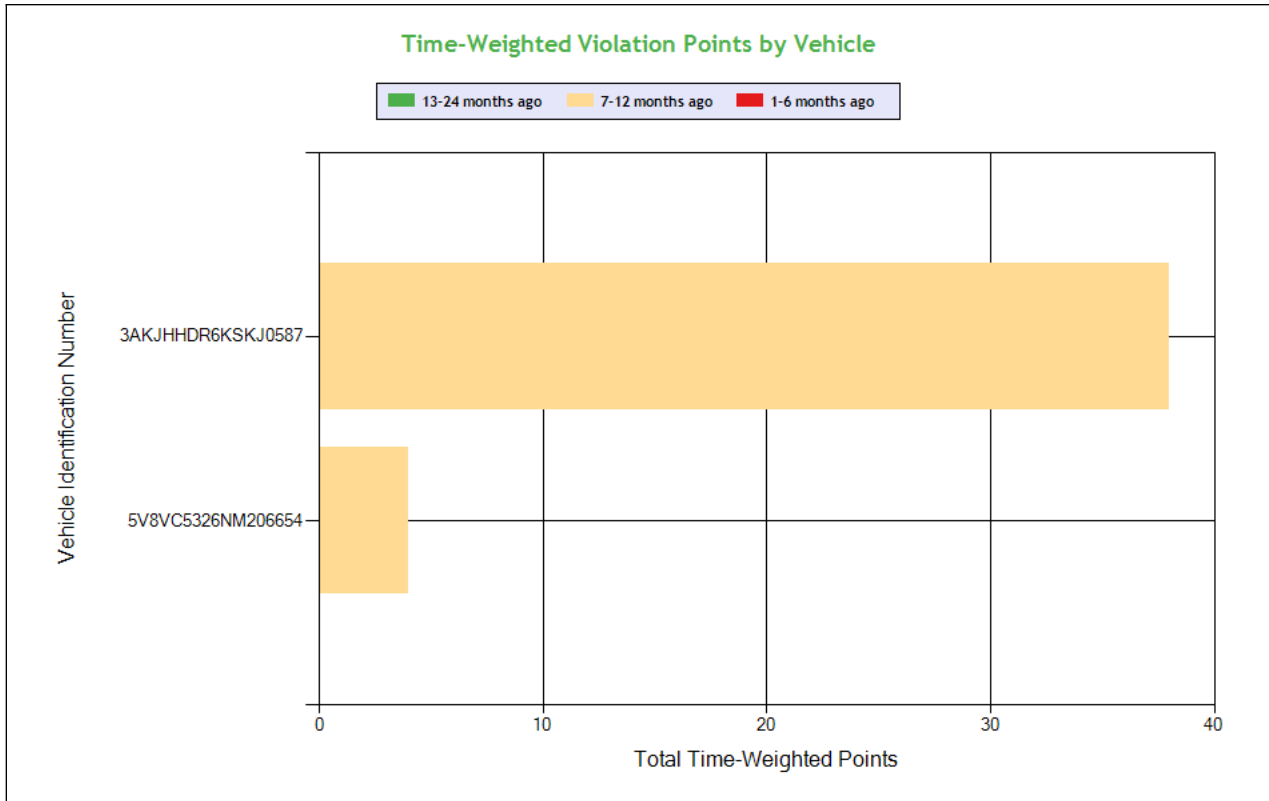
SHIPPERS DETAIL **ToC** based on Inspection results for the last 4 years

Shipper Name	Number of Inspections	Shipper Name	Number of Inspections
BERMAN BLAKE ASSOCIATES	1	CURRY FARMS	1
N A	2	RDC FONTANA	1
SGL	1	SUB ZERO GROUP	1



Carrier Underwriting Report Safety Summary ToC





See the Excel file for the complete analysis

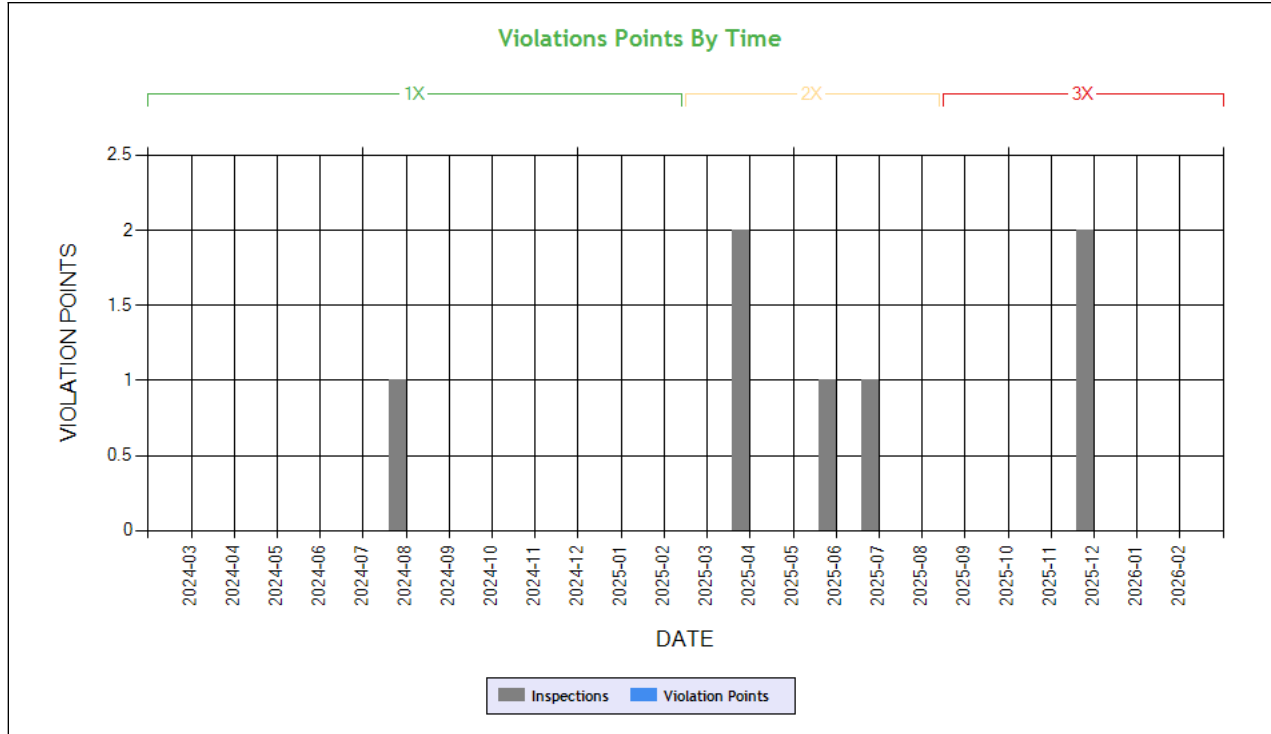
Violations is in (1-6/7-12/13-24mo)

Shaded = Out Of Service Violation									
Violation Group			Lighting	Lighting	Brakes All Others	Clearance Identification Lamps/Other	Windshield/ Glass/ Markings	Other Log/Form & Manner	Other Log/Form & Manner
Violation Description	Total Time-weighted Points by VIN	% of Total Time-weighted Points by VIN	LIGHTING - HEADLAMP(S) FAIL TO OPERATE ON LOW AND HIGH BEAM.	LIGHTING - FRONT - TURN SIGNAL - INOPERATIVE.	AIR BRAKE - HOSE/TUBING DAMAGED OR NOT SECURED.	LIGHTING - CLEARANCE LAMP(S) INOPERATIVE.	Windshield wipers inoperative/defective	HOS (ELD) - Driver failing to manually input or verify CMV trailer number.	HOS (ELD) - Driver failing to manually input or verify shipping document number.
Driver Resp			Yes	Yes	Yes	Yes	Yes	No	Yes
Total Time-weighted Points			12	12	8	4	2	2	2
% Total Time-Wt Pts			28.57	28.57	19.05	9.52	4.76	4.76	4.76
3AKJHHDR6KSKJ0587	38	90.48	12 (0/1/0)	12 (0/1/0)	8 (0/1/0)		2 (0/1/0)	2 (0/1/0)	2 (0/1/0)
5V8VC5326NM206654	4	9.52				4 (0/1/0)			



SAFETY ANALYSIS ToC

Unsafe Driving



Time-Weighted Violation Points - no data available to draw a chart

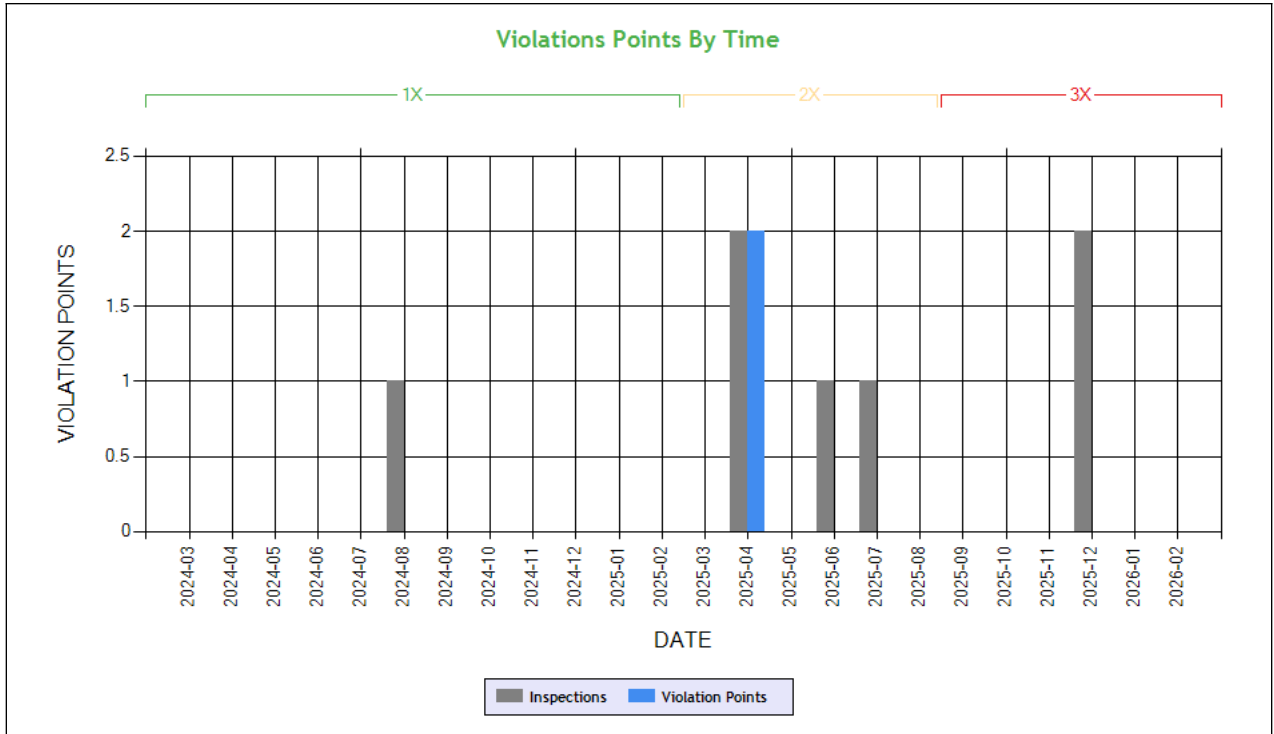
Time-Weighted Severity Points by Vehicle - no data available to draw a chart

See the Excel file for the complete analysis

Violations is in (1-6/7-12/13-24mo)

Shaded = Out Of Service Violation		
Violation Group		
Violation Description	Total Time-weighted Points by VIN	% of Total Time-weighted Points by VIN
Driver Resp		
Total Time-weighted Points		
% Total Time-Wt Pts		

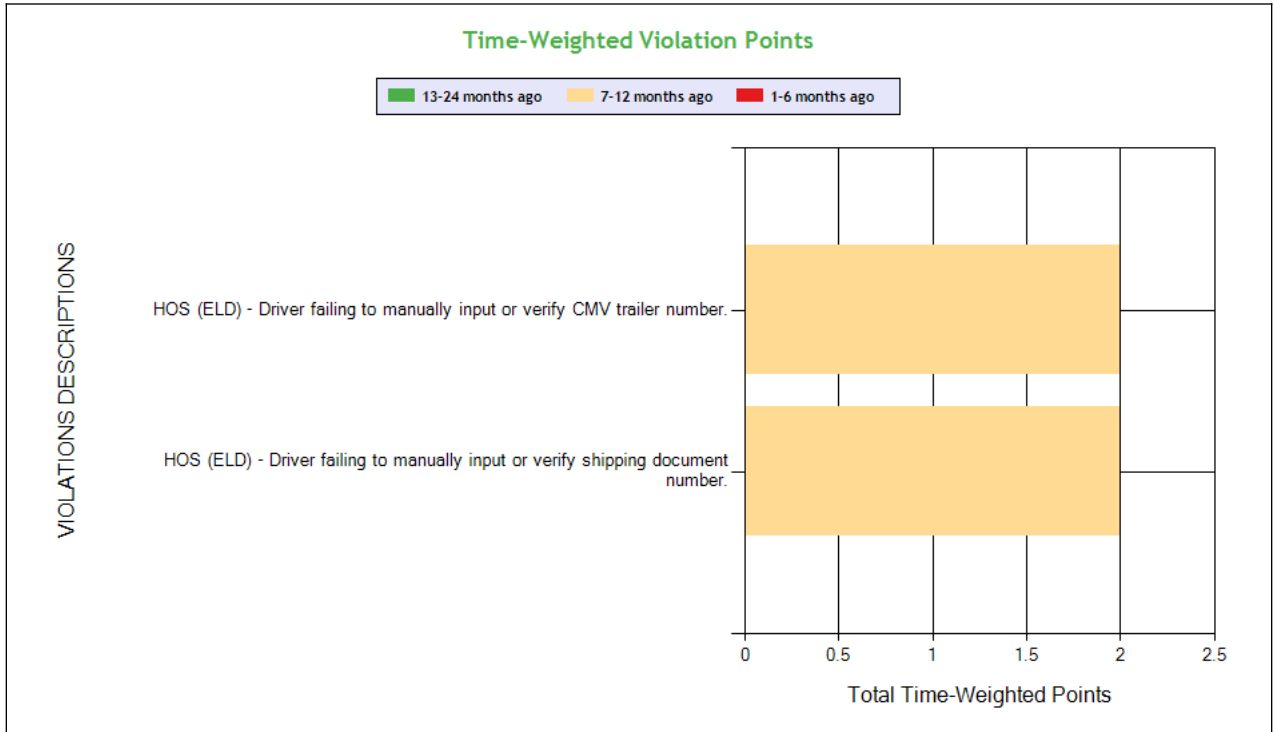
HOS Compliance



Carrier Software
 1-800-646-5152
 info@CarrierSoftware.com

CONFIDENTIAL - Intended for use by Amerigo Insurance Agency - Date: 4/10/2026

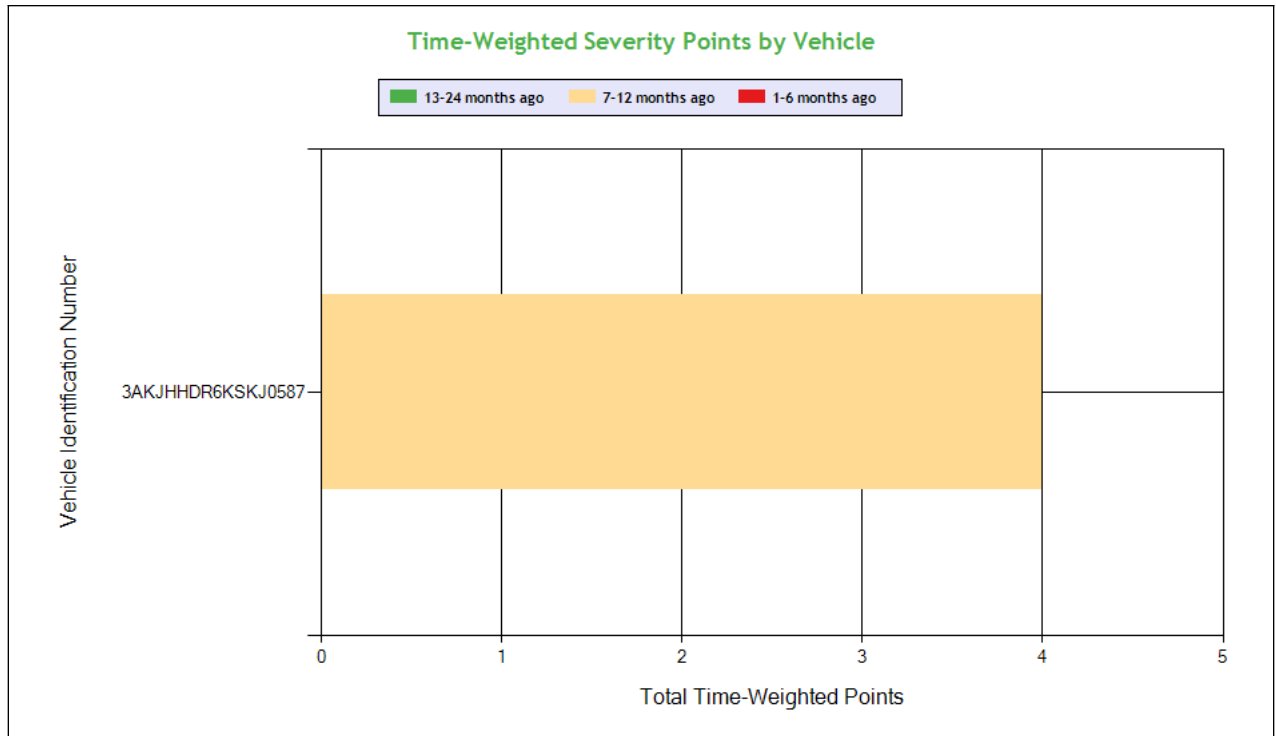
SGL SOLUTION INC - DOT# 4226894 / MC1634691



See the Excel file for the complete analysis

Violations is in (1-6/7-12/13-24mo)

Shaded = Out Of Service Violation



Carrier Software
 1-800-646-5152
 info@CarrierSoftware.com

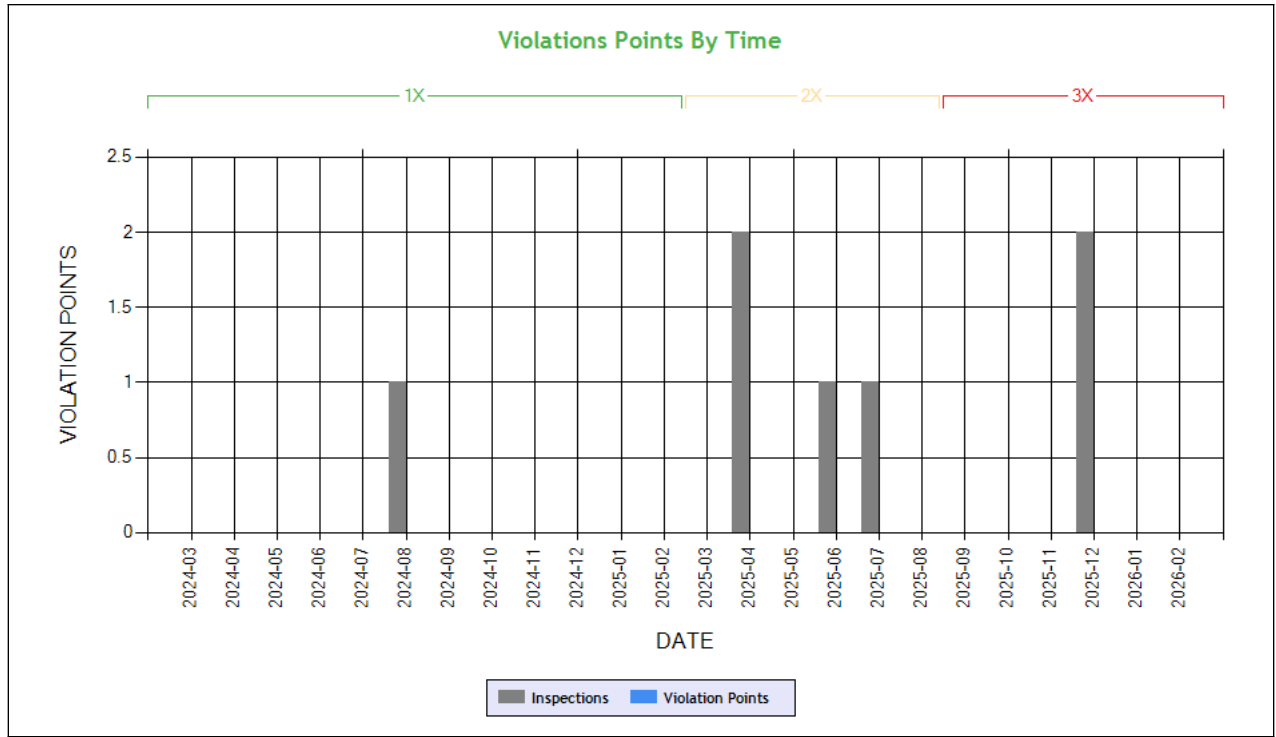
CONFIDENTIAL - Intended for use by Amerigo Insurance Agency - Date: 4/10/2026

SGL SOLUTION INC - DOT# 4226894 / MC1634691

Violation Group			Other Log/Form & Manner	Other Log/Form & Manner
Violation Description	Total Time-weighted Points by VIN	% of Total Time-weighted Points by VIN	HOS (ELD) - Driver failing to manually input or verify CMV trailer number.	HOS (ELD) - Driver failing to manually input or verify shipping document number.
Driver Resp			No	Yes
Total Time-weighted Points			2	2
% Total Time-Wt Pts			50.0	50.0
3AKJHHR6KSKJ0587	4	100	2 (0/1/0)	2 (0/1/0)



Driver Fitness



Time-Weighted Violation Points - no data available to draw a chart

Time-Weighted Severity Points by Vehicle - no data available to draw a chart

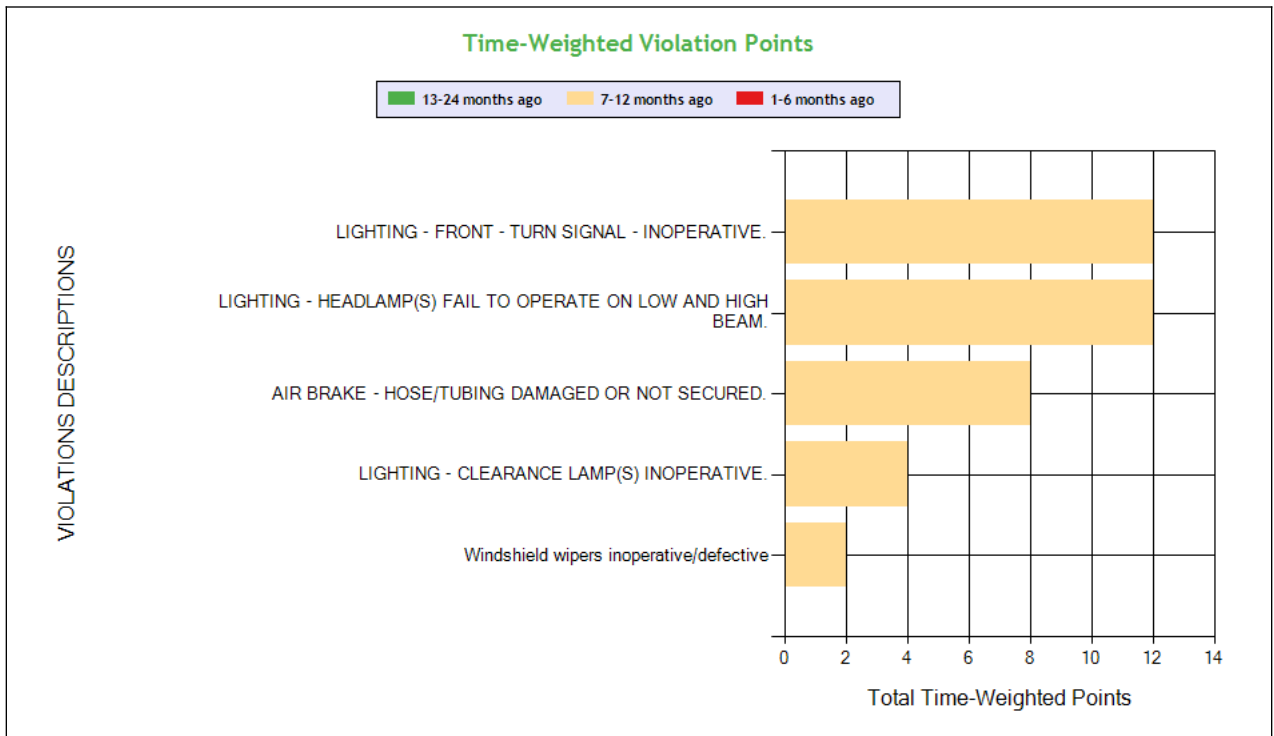
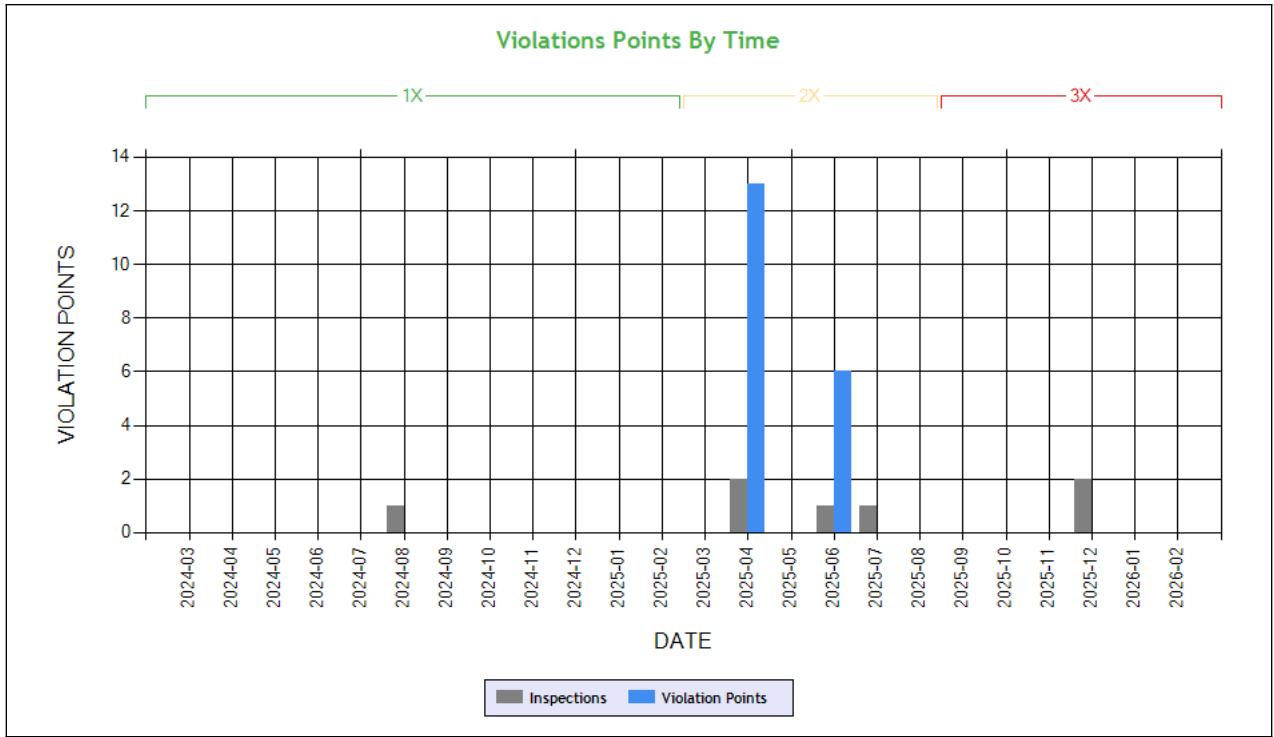
See the Excel file for the complete analysis

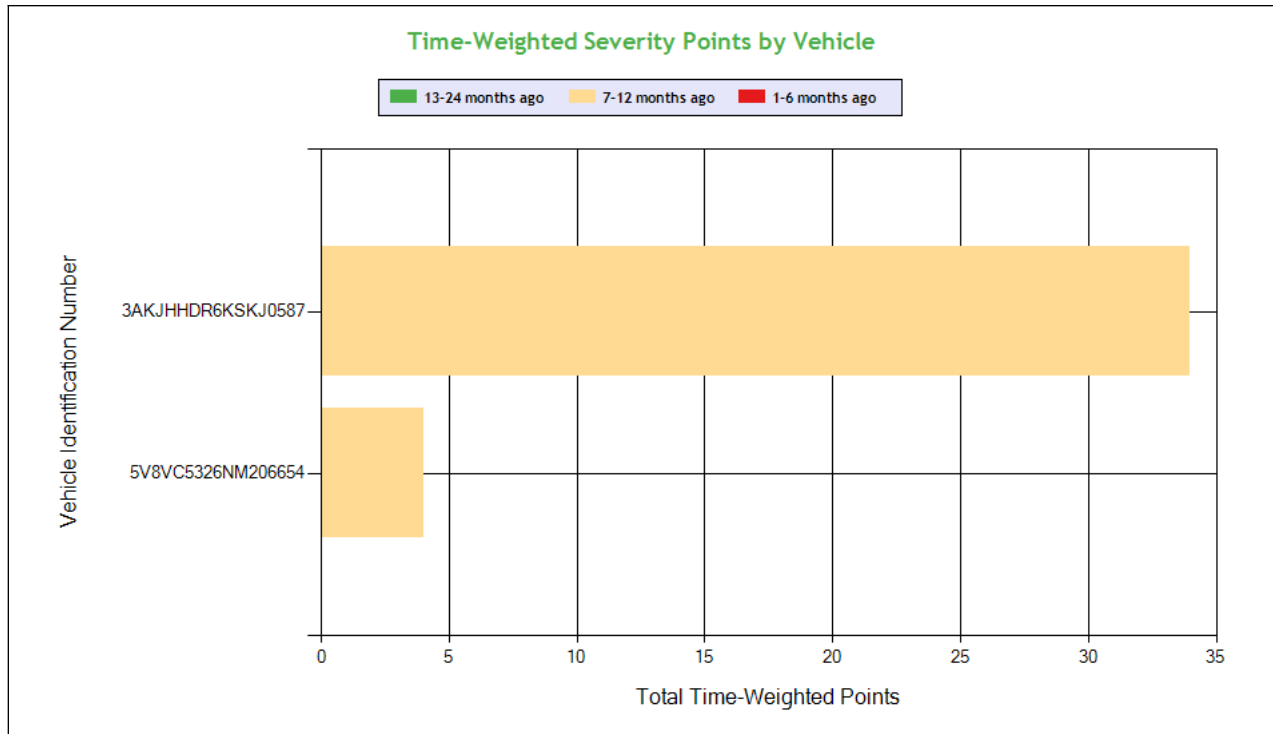
Violations is in (1-6/7-12/13-24mo)

Shaded = Out Of Service Violation		
Violation Group		
Violation Description	Total Time-weighted Points by VIN	% of Total Time-weighted Points by VIN
Driver Resp		
Total Time-weighted Points		
% Total Time-Wt Pts		



Vehicle Maintenance





Carrier Software
 1-800-646-5152
 info@CarrierSoftware.com

CONFIDENTIAL - Intended for use by Amerigo Insurance Agency - Date: 4/10/2026

SGL SOLUTION INC - DOT# 4226894 / MC1634691

See the Excel file for the complete analysis

Violations is in (1-6/7-12/13-24mo)

Shaded = Out Of Service Violation							
Violation Group			Lighting	Lighting	Brakes All Others	Clearance Identification Lamps/Other	Windshield/ Glass/ Markings
Violation Description	Total Time-weighted Points by VIN	% of Total Time-weighted Points by VIN	LIGHTING - HEADLAMP(S) FAIL TO OPERATE ON LOW AND HIGH BEAM.	LIGHTING - FRONT - TURN SIGNAL - INOPERATIVE.	AIR BRAKE - HOSE/TUBING DAMAGED OR NOT SECURED.	LIGHTING - CLEARANCE LAMP(S) INOPERATIVE.	Windshield wipers inoperative/defective
Driver Resp			Yes	Yes	Yes	Yes	Yes
Total Time-weighted Points			12	12	8	4	2
% Total Time-Wt Pts			31.58	31.58	21.05	10.53	5.26
3AKJHHDR6KSKJ0587	34	89.47	12 (0/1/0)	12 (0/1/0)	8 (0/1/0)		2 (0/1/0)
5V8VC5326NM206654	4	10.53				4 (0/1/0)	

COLOR CODED CRASH TABLE ToC

No crashes have been reported by the DOT on this Motor Carrier

INSPECTIONS WITH SHARED EQUIPMENT:

No Data



LEGEND
Vehicle Information
Inspection for DOT # being analyzed
Inspection for Different DOT #
Crash Information for specific VIN

INSPECTION DETAILS for ALL Inspections

PDF shows the first 100 Power Unit & Trailer VINs with most recent inspections using data from the last 4 years

POWER UNIT Inspections Section

VIN: 3AKJHHR6KSKJ0587								Unit: Truck Tractor		Year: 2019		Make: FREIGHTLINER	
Crash Report No.	DOT	Date	State	Fatalities	Injuries	Tow Away	Vehicles Involved						
AZ0000013613	2533235	03/11/2022	AZ	0	0	Yes	2						
DOT No: 4226894		Docket No: MC1634691		Name: SGL SOLUTION INC				Interstate: Yes					
Date	Unit License	Unit Lic State	Violation Unit	Violation Description			Severity	OOS	Citation				
12/16/2025	ZP24938	CA	-	-			-	-	-				
12/16/2025	ZP24938	CA	-	-			-	-	-				
07/02/2025	ZP24938	CA	-	-			-	-	-				
06/02/2025	ZP24938	CA	1	393.9ALFTSI - LIGHTING - FRONT - TURN SIGNAL - INOPERATIVE.			6	No	WARNING				
04/28/2025	ZP24938	CA	1	393.78 - Windshield wipers inoperative/defective			1	No					
04/28/2025	ZP24938	CA	D	395.24C2IIELDTN - HOS (ELD) - Driver failing to manually input or verify CMV trailer number.			1	No					
04/28/2025	ZP24938	CA	1	390.21TB2DOT - Operate a CMV without USDOT number displayed. Must be preceded by the letters USDOT			4	No	RP08292				
04/28/2025	ZP24938	CA	D	395.24C2IIIELDSDN - HOS (ELD) - Driver failing to manually input or verify shipping document number.			1	No					
04/28/2025	ZP24938	CA	1	393.9AHLH - LIGHTING - HEADLAMP(S) FAIL TO OPERATE ON LOW AND HIGH BEAM.			6	No					
04/28/2025	ZP24938	CA	1	393.45B2BAIR - AIR BRAKE - HOSE/TUBING DAMAGED OR NOT SECURED.			4	No					
04/18/2025	ZP24938	CA	-	-			-	-	-				
08/06/2024	ZP24938	CA	-	-			-	-	-				
DOT No: 54283		Docket No: MC136818		Name: SWIFT TRANSPORTATION CO OF ARIZONA LLC				Interstate: Yes					
Date	Unit License	Unit Lic State	Violation Unit	Violation Description			Severity	OOS	Citation				
10/03/2023	3518082	IN	1	393.45DB - AIR BRAKE - AUDIBLE AIR LEAK AT A PROPER CONNECTION.			4	No					
10/03/2023	3518082	IN	D	395.8A - Failing to require driver to make a record of duty status			5	No					
10/03/2023	3518082	IN	1	393.75A3TAOL - TIRES - ALL OTHERS LEAKING OR INFLATION LESS THAN 50% OF THE MAXIMUM INFLATION PRESSURE.			8	Yes					
12/12/2019	2906527	IN	-	-			-	-	-				
12/11/2019	2906527	IN	1	392.2 - Operating a commercial motor vehicle not in accordance with the laws, ordinances, and regulations of the jurisdiction in which it is being operated - Unsafe Driving			0	No					
08/15/2019	2906527	IN	-	-			-	-	-				
12/04/2018	NONE	IN	-	-			-	-	-				

TRAILER Inspections Section

VIN: 3AKJHHR6KSKJ0587								Unit: Truck Tractor		Year: 2019		Make: FREIGHTLINER	
-----------------------	--	--	--	--	--	--	--	---------------------	--	------------	--	--------------------	--



Crash Report No.	DOT	Date	State	Fatalities	Injuries	Tow Away	Vehicles Involved
AZ0000013613	2533235	03/11/2022	AZ	0	0	Yes	2
DOT No: 4226894		Docket No: MC1634691		Name: SGL SOLUTION INC			Interstate: Yes
Date	Unit License	Unit Lic State	Violation Unit	Violation Description	Severity	OOS	Citation
12/16/2025	ZP24938	CA	-	-	-	-	-
12/16/2025	ZP24938	CA	-	-	-	-	-
07/02/2025	ZP24938	CA	-	-	-	-	-
06/02/2025	ZP24938	CA	1	393.9ALFTSI - LIGHTING - FRONT - TURN SIGNAL - INOPERATIVE.	6	No	WARNING
04/28/2025	ZP24938	CA	1	393.78 - Windshield wipers inoperative/defective	1	No	
04/28/2025	ZP24938	CA	D	395.24C2IIELDTN - HOS (ELD) - Driver failing to manually input or verify CMV trailer number.	1	No	
04/28/2025	ZP24938	CA	1	390.21TB2DOT - Operate a CMV without USDOT number displayed. Must be preceded by the letters USDOT	4	No	RP08292
04/28/2025	ZP24938	CA	D	395.24C2IIIELDSDN - HOS (ELD) - Driver failing to manually input or verify shipping document number.	1	No	
04/28/2025	ZP24938	CA	1	393.9AHLH - LIGHTING - HEADLAMP(S) FAIL TO OPERATE ON LOW AND HIGH BEAM.	6	No	
04/28/2025	ZP24938	CA	1	393.45B2BAIR - AIR BRAKE - HOSE/TUBING DAMAGED OR NOT SECURED.	4	No	
04/18/2025	ZP24938	CA	-	-	-	-	-
08/06/2024	ZP24938	CA	-	-	-	-	-
DOT No: 54283		Docket No: MC136818		Name: SWIFT TRANSPORTATION CO OF ARIZONA LLC			Interstate: Yes
Date	Unit License	Unit Lic State	Violation Unit	Violation Description	Severity	OOS	Citation
10/03/2023	3518082	IN	1	393.45DB - AIR BRAKE - AUDIBLE AIR LEAK AT A PROPER CONNECTION.	4	No	
10/03/2023	3518082	IN	D	395.8A - Failing to require driver to make a record of duty status	5	No	
10/03/2023	3518082	IN	1	393.75A3TAOL - TIRES - ALL OTHERS LEAKING OR INFLATION LESS THAN 50% OF THE MAXIMUM INFLATION PRESSURE.	8	Yes	
12/12/2019	2906527	IN	-	-	-	-	-
12/11/2019	2906527	IN	1	392.2 - Operating a commercial motor vehicle not in accordance with the laws, ordinances, and regulations of the jurisdiction in which it is being operated - Unsafe Driving	0	No	
08/15/2019	2906527	IN	-	-	-	-	-
12/04/2018	NONE	IN	-	-	-	-	-

Inspection Summary By Month (based on inspections from the last 4 years) ToC						
Year-Month	Number of Inspections	Number of Power Units	Total Violations	Total OOS Inspections	Total Severity Points	Number of Crashes
2025-12	2	2	0	0	0	0
2025-07	1	1	0	0	0	0
2025-06	1	1	1	0	6	0
2025-04	2	2	8	0	22	0
2024-08	1	1	0	0	0	0

Note: The most recent month's counts may not include all the inspections for that month.

VIN Inspection Violation Details ToC									
# of VINs: 3 # of Insp: 4 Severity Weight: 49 Avg. Weight/VIN: 12.3 (based on inspections in the last 4 years, showing top 50 VINs inspected most recently)									
VIN 1UYVS2531T3522476		# of Inspections: 1		Total Severity: 6		Percentage of Total: 12.24%		Avg. Weight Per Inspection: 6.0	
Inspection Date	Inspection ID	Inspection State	Location Description	Total Severity	# of Violations	Shipper Name	Inspection Level	Post Accident	Out of Service
06/02/2025	84855007	CA	CHOWCHILLA RIVER IF	6	1	N A	1	No	No
BASIC		Unit Type		Severity		Description		Out of Service	
Vehicle Maintenance		Semi Trailer		6		393.9ALFTSI: LIGHTING - FRONT - TURN SIGNAL - INOPERATIVE.		No	
VIN 3AKJHHR6KSKJ0587		# of Inspections: 2		Total Severity: 28		Percentage of Total: 57.14%		Avg. Weight Per Inspection: 14.0	
Inspection Date	Inspection ID	Inspection State	Location Description	Total Severity	# of Violations	Shipper Name	Inspection Level	Post Accident	Out of Service
06/02/2025	84855007	CA	CHOWCHILLA RIVER IF	6	1	N A	1	No	No



Carrier Software
 1-800-646-5152
 info@CarrierSoftware.com

CONFIDENTIAL - Intended for use by Amerigo Insurance Agency - Date: 4/10/2026

SGL SOLUTION INC - DOT# 4226894 / MC1634691

BASIC		Unit Type		Severity		Description		Out of Service	
Vehicle Maintenance		Truck Tractor		6		393.9ALFTSI: LIGHTING - FRONT - TURN SIGNAL - INOPERATIVE.		No	
Inspection Date	Inspection ID	Inspection State	Location Description	Total Severity	# of Violations	Shipper Name	Inspection Level	Post Accident	Out of Service
04/28/2025	84524341	CA	DESERT HILLS IF	22	8	SUB ZERO GROUP	2	No	No
BASIC		Unit Type		Severity		Description		Out of Service	
Vehicle Maintenance		Truck Tractor		6		393.9AHLHL: LIGHTING - HEADLAMP(S) FAIL TO OPERATE ON LOW AND		No	
		Truck Tractor		4		390.21TB2DOT: Operate a CMV without USDOT number displayed. Must		No	
Vehicle Maintenance		Truck Tractor		4		393.45B2BAIR: AIR BRAKE - HOSE/TUBING DAMAGED OR NOT SECURED.		No	
		Truck Tractor		3		392.2SLLSR: State/Local Laws - State registration/tag violatio		No	
Vehicle Maintenance		Truck Tractor		2		393.9ALCL: LIGHTING - CLEARANCE LAMP(S) INOPERATIVE.		No	
Vehicle Maintenance		Truck Tractor		1		393.78: Windshield wipers inoperative/defective		No	
Hours-Of-Serivce Compliance		Truck Tractor		1		395.24C2IIELDTN: HOS (ELD) - Driver failing to manually input or ve		No	
Hours-Of-Serivce Compliance		Truck Tractor		1		395.24C2IIELDSDN: HOS (ELD) - Driver failing to manually input or ve		No	
VIN 5V8VC5326NM206654		# of Inspections: 1		Total Severity: 15		Percentage of Total: 30.61%		Avg. Weight Per Inspection: 15.0	
Inspection Date	Inspection ID	Inspection State	Location Description	Total Severity	# of Violations	Shipper Name	Inspection Level	Post Accident	Out of Service
04/28/2025	84524341	CA	DESERT HILLS IF	15	6	SUB ZERO GROUP	2	No	No
BASIC		Unit Type		Severity		Description		Out of Service	
Vehicle Maintenance		Semi Trailer		6		393.9AHLHL: LIGHTING - HEADLAMP(S) FAIL TO OPERATE ON LOW AND		No	
Vehicle Maintenance		Semi Trailer		4		393.45B2BAIR: AIR BRAKE - HOSE/TUBING DAMAGED OR NOT SECURED.		No	
Vehicle Maintenance		Semi Trailer		2		393.9ALCL: LIGHTING - CLEARANCE LAMP(S) INOPERATIVE.		No	
Vehicle Maintenance		Semi Trailer		1		393.78: Windshield wipers inoperative/defective		No	
Hours-Of-Serivce Compliance		Semi Trailer		1		395.24C2IIELDTN: HOS (ELD) - Driver failing to manually input or ve		No	
Hours-Of-Serivce Compliance		Semi Trailer		1		395.24C2IIELDSDN: HOS (ELD) - Driver failing to manually input or ve		No	



Inspection History ToC						
Inspection Date	Report Number	Report State	PU VIN	TR VIN	Severity Weight	Time Weight
12/16/2025	UD7O003424	CA	3AKJHHDR6KSKJ0587 - Truck Tractor	1UYVS2536J7471255 - Semi Trailer		3
12/16/2025	NBDH006130	CA	3AKJHHDR6KSKJ0587 - Truck Tractor	1UYVS2536J7471255 - Semi Trailer		3
07/02/2025	7023029168	NV	3AKJHHDR6KSKJ0587 - Truck Tractor	1JJV532D9PL371943 - Semi Trailer		2
06/02/2025	NDLY009209	CA	3AKJHHDR6KSKJ0587 - Truck Tractor	1UYVS2531T3522476 - Semi Trailer		2
Power Unit Violation - Vehicle Maintenance Violation: 393.9ALFTSI - LIGHTING - FRONT - TURN SIGNAL - INOPERATIVE.					6	
04/28/2025	UEL5000228	CA	3AKJHHDR6KSKJ0587 - Truck Tractor	5V8VC5326NM206654 - Semi Trailer		2
Trailer Violation - Vehicle Maintenance Violation: 393.9ALCL - LIGHTING - CLEARANCE LAMP(S) INOPERATIVE.					2	
Power Unit Violation - Vehicle Maintenance Violation: 393.78 - Windshield wipers inoperative/defective					1	
Power Unit Violation - State/Local Laws Violation: 390.21TB2DOT - Operate a CMV without USDOT number displayed. Must be preceded by the letters USDOT					4	
Power Unit Violation - Vehicle Maintenance Violation: 393.45B2BAIR - AIR BRAKE - HOSE/TUBING DAMAGED OR NOT SECURED.					4	
Trailer Violation - State/Local Laws Violation: 392.2SLLSR - State/Local Laws - State registration/tag violation					3	
Power Unit Violation - Vehicle Maintenance Violation: 393.9AHLH - LIGHTING - HEADLAMP(S) FAIL TO OPERATE ON LOW AND HIGH BEAM.					6	
Power Unit Violation - Hours-Of-Service (HOS) Compliance Violation: 395.24C2IIELDSDN - HOS (ELD) - Driver failing to manually input or verify shipping document number.					1	
Power Unit Violation - Hours-Of-Service (HOS) Compliance Violation: 395.24C2IIELDTN - HOS (ELD) - Driver failing to manually input or verify CMV trailer number.					1	
04/18/2025	UCRG000426	CA	3AKJHHDR6KSKJ0587 - Truck Tractor	1UYVS253XR3025922 - Semi Trailer		2
08/06/2024	NDS4005666	CA	3AKJHHDR6KSKJ0587 - Truck Tractor	1UYVS2532R3025901 - Semi Trailer		1

Only the first 20 inspections are shown. See the live report for more data.

Crash Hot Spots ToC					
State	Level 1 (lowest crash frequency)	Level 2	Level 3	Level 4	Level 5 (highest crash frequency)
California	0	2	0	4	0
Nevada	1	0	0	0	0
Total	1	2	0	4	0

Company Level: 3

Equipment and Driver Details ToC						
MCS-150 Date	Equipment (Owned/Leased/Trip)			Driver Details		
	Tractors	Straight Trucks	Trailers	CDL's	Interstate	Intrastate
11/21/2025	1/0/0	0/0/0	1/0/0	1	1	0
05/23/2025	1/0/0	0/0/0	1/0/0	1	1	0
05/05/2025	1/0/0	0/0/0	1/0/0	1	1	0
09/29/2024	1/0/0	0/0/0	0/1/0	1	1	0
09/03/2024	1/0/0	0/0/0	0/1/0	1	1	0
04/17/2024	1/0/0	0/0/0	0/1/0	1	1	0

No data for Chameleon Type 1
No data for Chameleon Type 2