



Table of Contents

| | |
|--|---|
| 1. Overview | 2. BASIC Scores History |
| 3. BASIC Measures | 4. KPI: BASIC Measures by Cargo Group |
| 5. Estimated ISS Score | 6. Investigation Results |
| 7. Penalties History | 8. Acute Critical Violations |
| 9. Red Flag Violation Details | 10. DOT Registration Information |
| 11. DOT MCS-150 History | 12. Crash Summary |
| 13. Inspection Summary | 14. KPI: Inspection Viol OOS Rates by Cargo Group |
| 15. FHWA Registration Information | 16. FHWA Insurance Information |
| 17. FHWA Authorities | 18. Severe Violations |
| 19. Violation Report | 20. Violation Summary |
| 21. Violation Enforcement Chronology | 22. Inspection Violations & OOS Counts |
| 23. Radius Of Operation | 24. Inspection & Crash Locations |
| 25. Cargo Hot Spots | 26. Inspection Violations & OOS Chronology |
| 27. Percent of Insp & Crash by State | 28. VIN Insp Summary by State |
| 29. Violations By Unit Type | 30. Equipment Ownership |
| 31. Equipment Details | 32. Vehicle Age |
| 33. States of Power Unit Registrations | 34. Equipment Acquisitions |
| 35. Driver Details | 36. Shared VIN Summary |
| 37. Shipper Table | 38. Safety Summary |
| 39. Safety Details | 40. Crash Detail Color Coded |
| 41. Inspections with Shared Equipment | 42. Inspection Tabular Details |
| 43. Inspection Summary By Month | 44. VIN Inspection Violation Details |
| 45. Inspection History | |



Business Address

6462 W ACACIA AVE
FRESNO, CA
93723

Contact Info

(980)-579-6709

FHWA Address

6462 W ACACIA AVE
FRESNO, CA, 93723
Phone: (980)-579-6709

Mailing Address

6462 W ACACIA AVE
FRESNO, CA
93723-8945

Overview ToC

Operating Status: NOT AUTHORIZED Intrastate operations. *Please Note: NOT AUTHORIZED does not apply to Private or 2 other companies viewed this DOT in the past two months
Crash/PU ratio: 0.0%
Clean Inspection ratio: No inspections

Estimated BASIC Scores

| | Unsafe Driving | Hours of Service | Driver Fitness | Controlled Sub. and Alcohol | Vehicle Maintenance | HM Compliance | Crash |
|-----------------|----------------|------------------|----------------|-----------------------------|---------------------|---------------|-------|
| Relative Scores | No data | | | | | | |
| Alert Status | No data | | | | | | |



Estimated Inspection Selection System (ISS) Score: 65
Category: Optional Inspect

* The Estimated ISS score is based on Insufficient Data Algorithm *

BASIC Scores History ToC

No Data

BASIC Measures: Violation Points per Inspection Trends ToC

No inspection violations

BASIC Measures * - Table ToC

UD-Unsafe Driving, HOS-Hours of Service, DF-Driver Fitness, CS-Controlled Substances, VM-Vehicle Maintenance

KPI: BASIC Measures by Fleet Size and Cargo Group ToC

Fleet Size: 1-5 PUs

| | Unsafe Driving | | Hours of Service | | Driver Fitness | | Controlled Substance | | Vehicle Maintenance | | HM Compliance | | Crash | |
|--------------------------|----------------|---------------|------------------|---------------|----------------|---------------|----------------------|---------------|---------------------|---------------|---------------|---------------|-------|---------------|
| Cargo Group (Companies) | Avg. | Comp. to Avg. | Avg. | Comp. to Avg. | Avg. | Comp. to Avg. | Avg. | Comp. to Avg. | Avg. | Comp. to Avg. | Avg. | Comp. to Avg. | Avg. | Comp. to Avg. |
| General Freight (487017) | 0.79 | Better | 0.23 | Better | 0.20 | Better | 0.02 | Better | 1.90 | Better | 0.01 | Better | 0.06 | Better |
| KRAN TRANSPORT INC | 0 | | 0 | | 0 | | 0 | | 0 | | 0 | | 0 | |



Estimated ISS Score History - Table [ToC](#)

| Date | Estimated ISS Score | Recommendation | Algorithm |
|------|---------------------|----------------|-----------|
|------|---------------------|----------------|-----------|

Investigation Results [ToC](#)

DOT Number not found on FMCSA

Penalties History [ToC](#)

There is a problem with the Penalties data on FMCSA website.

Acute Critical Violations (Based on Investigations as per CSA Methodology Appendix A) [ToC](#)

No Data

No red flag violations in the last 24 months

DOT Registration Information: The following information on this specific DOT # is from the Federal DOT (as of Operating Authority

| DOT Registration: 01/05/2025 | | Total Power Units: 1 | Total Trucks: 0 | Total Trailers: 0 | Total Passenger Vehicles: 0 |
|------------------------------|----------------------|-----------------------------|-------------------------|--------------------------|-------------------------------------|
| Status | Entity Type | Organization Type | Nation | Total Cars | Drivers / CDL Drivers |
| I | C | - | | 0 | 1 / |
| MCS-150 Date | Op Codes | Shipper Op Codes | Shipper HazMat Op Codes | Latest Review Type | Latest Review Document Number(Date) |
| 01/04/2025 | A | | | | () |
| MCS-150 Mileage (Year) | Record Update Date | Transports Hazmats | DOT Census Date | Recordable Accident Rate | Preventable Accident Rate |
| ()* | 01/04/2025 | | | 0% | 0% |
| MCS-151 Mileage | Safety Rating (Date) | SEA Accident | SEA Driver | SEA Vehicle | SEA Management |
| 0 | None (None) | 0% | 0% | 0% | 0% |
| Classification Codes | | Cargo Carried (per MCS-150) | | | |
| Authorized-For-Hire | | General Freight | | | |

DOT MCS-150 History [ToC](#)

(as of 01/07/2025 DOT census)

| Census Date | MCS-150 Date | MCS-150 Mileage | VMT Year | Power Units | Drivers | Trailers | Company Rep1 | Company Rep2 | Email |
|-------------|--------------|-----------------|----------|-------------|---------|----------|--------------|--------------|-------|
| 1/7/2025 | 1/4/2025 | 0 | | 1 | 1 | - | KARAN SINGH | | |

Crash Summary Chart [ToC](#)**Crashes Summary - Chart** (based on all available crash data)

No Data



| Crashes Summary - Table (based on all available crash data) ToC | | | | | | | | | | |
|---|-------|---------------|-------------|--------------|--------------|--------------|--------------|--------------|--------------|----------------|
| | TOTAL | Last 6 months | 7-12 months | 13-18 months | 19-24 months | 25-30 months | 30-36 months | 37-41 months | 42-48 months | Over 49 months |
| Total Reportable | 0 | 0 | 0 | 0 | 0 | 0 | 0 | 0 | 0 | 0 |
| Fatalities | 0 | 0 | 0 | 0 | 0 | 0 | 0 | 0 | 0 | 0 |
| Injuries | 0 | 0 | 0 | 0 | 0 | 0 | 0 | 0 | 0 | 0 |
| Tow Away | 0 | 0 | 0 | 0 | 0 | 0 | 0 | 0 | 0 | 0 |
| With Citations | 0 | 0 | 0 | 0 | 0 | 0 | 0 | 0 | 0 | 0 |
| Federal Recordable | 0 | 0 | 0 | 0 | 0 | 0 | 0 | 0 | 0 | 0 |
| Preventable | 0 | 0 | 0 | 0 | 0 | 0 | 0 | 0 | 0 | 0 |
| Crash per Pwr Unit | - | 0.0% | 0.0% | 0.0% | 0.0% | 0.0% | 0.0% | 0.0% | 0.0% | - |

| Inspection Summary ToC | | | |
|--|---|---|---|
| The following inspection information is based on results for 24 months prior to: 01/25/2025. Please note that the total inspections number is not necessarily the total of the vehicle, driver and hazmat inspections, as one inspection may have included any combination of the below inspections. | | | |
| Overall | Vehicle | Driver | Hazmat |
| (Please note that the total inspections number is not necessarily the total of the vehicle, driver and hazmat inspections, as one inspection may have included any combination of the below inspections) Total Inspections: 0 Total Out of Service: 0 Out of Service: 0% National Average: 20.82% Difference: -20.82% | Total Inspections: 0 Total Out of Service: 0 Out of Service: 0.00% National Average: 24.68% Difference: -24.68% | Total Inspections: 0 Total Out of Service: 0 Out of Service: 0.00% National Average: 6.67% Difference: -6.67% | Total Inspections: 0 Total Out of Service: 0 Out of Service: 0.00% National Average: 2.97% Difference: -2.97% |

| KPI: Inspection Viol OOS Rates by Cargo Group ToC | | | | | | | | |
|--|---------|---------------------|---------|---------------------|---------|---------------------|---------|---------------------|
| Cargo Group | OVERALL | | VEHICLE | | DRIVER | | HAZMAT | |
| | Average | Compared to Average | Average | Compared to Average | Average | Compared to Average | Average | Compared to Average |
| KRAN TRANSPORT INC | 0% | | 0% | | 0% | | 0% | |
| No data | | | | | | | | |

| FHWA Registration Information: The following data on this Motor Carrier is from the Federal Hwy Administration (as of 1/23/2025) | | | | | | | | |
|--|------------|--------------------|-----------------|-------------------|-------------------|------------------------------|-------------------|-----------------|
| Docket Number | DOT Number | Company Name | DBA Name | Address | City | State | Country | ZIP Code |
| MC1696540 | 4341825 | KRAN TRANSPORT INC | | 6462 W ACACIA AVE | FRESNO | CA | US | 93723 |
| Phone Number | Fax Number | Mail Address | Mail City | Mail State | Mail Contry | Mail ZIP Code | Mail Phone Number | Mail Fax Number |
| (980)-579-6709 | | 6462 W ACACIA AVE | FRESNO | CA | US | 93723-8945 | | |
| Date of Last Change | Freight | Passenger | Household Goods | Active Authority | Pending Authority | Revocation Pending Authority | | |
| 1/23/2025 | Y | N | N | / | / Common / | / | | |

| Insurance Required (as of 01/26/2025) ToC | | | |
|---|----------------|--------------------|-------------------|
| Docket Number | Insurance Type | Insurance Required | Insurance on File |
| MC1696540 | BIPD | \$750k | \$0k |
| MC1696540 | Cargo | No | No |
| MC1696540 | Bond | No | No |



Active / Pending Insurance (as of 01/26/2025)

No Data

Insurance History (as of 01/26/2025)

No Data for Insurance History (as of 01/26/2025)

FHWA Authorities (as of 01/26/2025) [ToC](#)

| Docket# | L&I Name | Active Authority | Inactive Authority | Pending Authority | Revocation Pending Authority | Freight | Passenger | Household Goods |
|-----------|--------------------|------------------|--------------------|-------------------|------------------------------|---------|-----------|-----------------|
| MC1696540 | KRAN TRANSPORT INC | | | Common / | | Yes | No | No |

Authority History (as of 01/26/2025)

No Data for Authority History (as of 01/26/2025)

Severe Violations (i.e. those with >= 8 points) - Chart [ToC](#)

No Data

Severe Violations (i.e. those with >= 8 points) - Table

No Data

No data for Violation Report [ToC](#)

No data for Violation Summary



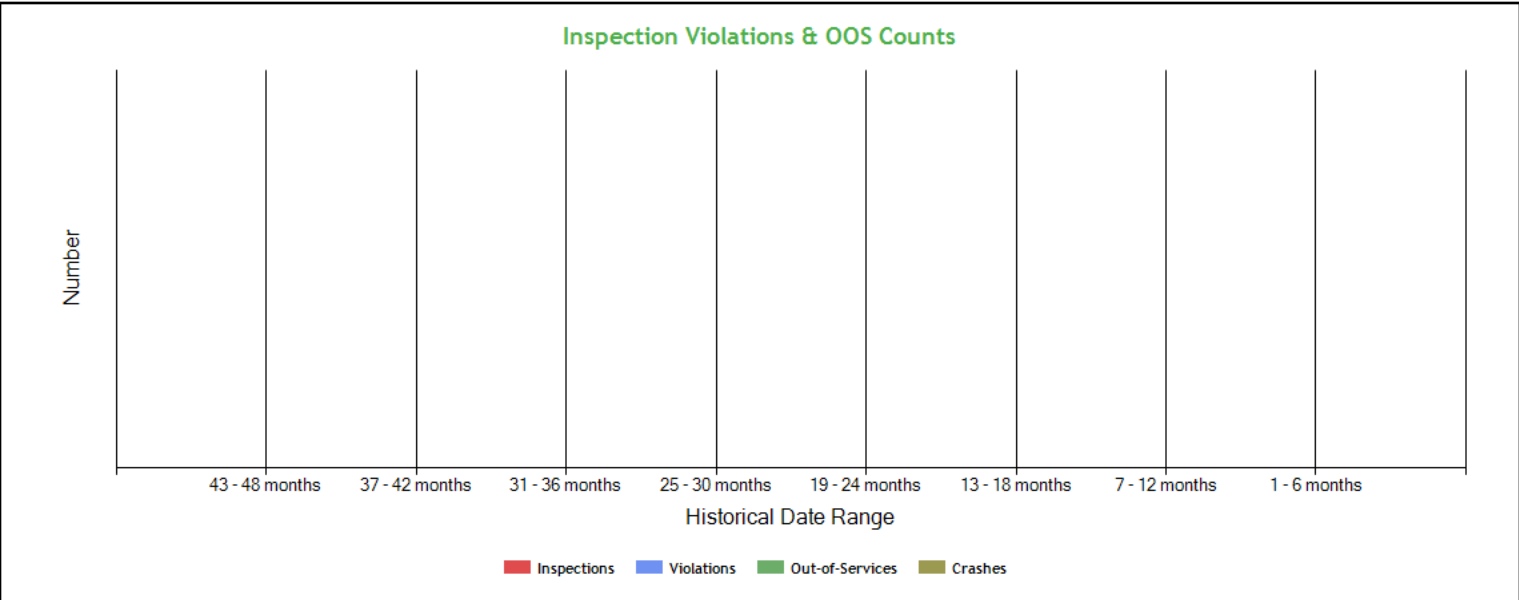
Violation Enforcement Chronology - Chart **ToC**



Violation Enforcement Chronology - Table **ToC**

| | 2021 | 2022 | 2023 | 2024 | 2025 |
|------------------------------|------|------|------|------|------|
| Traffic Enforcement | 0 | 0 | 0 | 0 | 0 |
| Size/Weight Enforcement | 0 | 0 | 0 | 0 | 0 |
| HazMat Placard Required | 0 | 0 | 0 | 0 | 0 |
| Post Accident | 0 | 0 | 0 | 0 | 0 |
| Controlled Substance/Alcohol | 0 | 0 | 0 | 0 | 0 |

Inspection Violations & OOS Counts - Chart **ToC**





Inspection Violations & OOS Counts - Table [ToC](#)

| Date Range | Inspections | Violations | Out-of-Services | Crashes |
|----------------|-------------|------------|-----------------|---------|
| TOTAL | 0 | 0 | 0 | 0 |
| 1 - 6 months | 0 | 0 | 0 | 0 |
| 7 - 12 months | 0 | 0 | 0 | 0 |
| 13 - 18 months | 0 | 0 | 0 | 0 |
| 19 - 24 months | 0 | 0 | 0 | 0 |
| 25 - 30 months | 0 | 0 | 0 | 0 |
| 31 - 36 months | 0 | 0 | 0 | 0 |
| 37 - 42 months | 0 | 0 | 0 | 0 |
| 43 - 48 months | 0 | 0 | 0 | 0 |

Radius of Operation (based on Inspections and Crashes during the past 3 years) [ToC](#)

No Data

Inspection & Crash Locations - Chart [ToC](#)

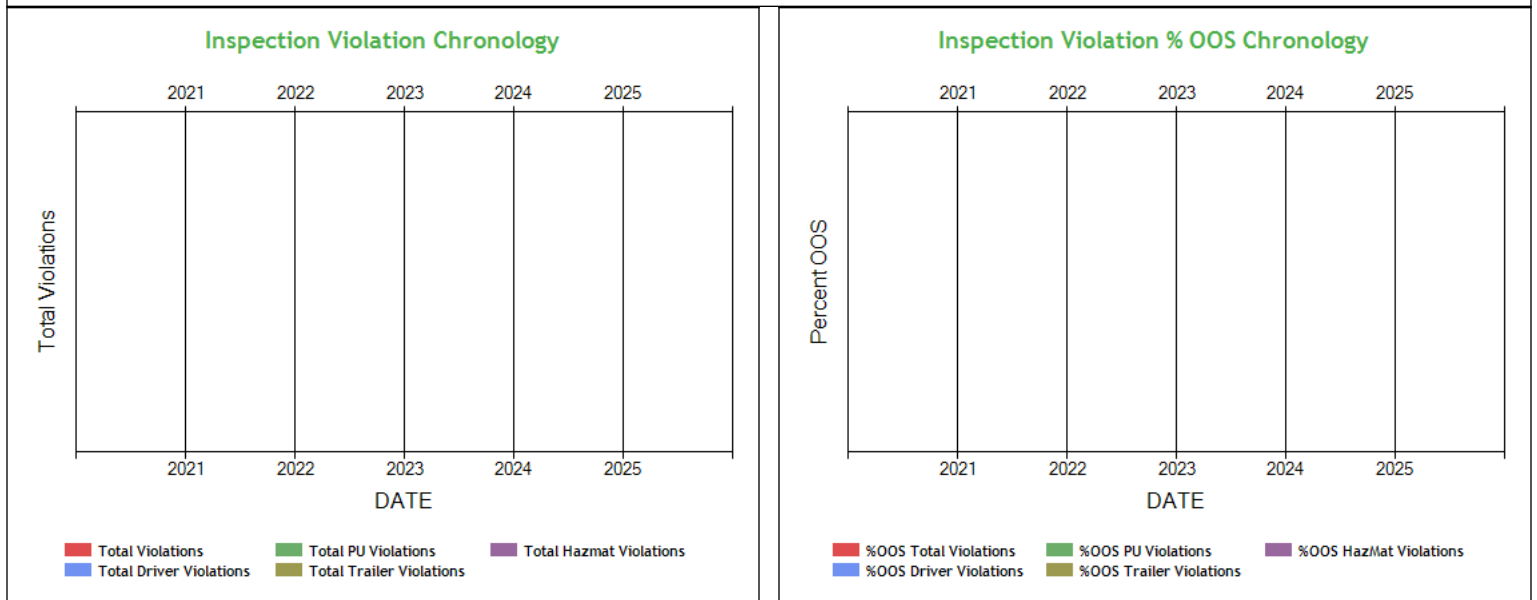
No Data

Inspection & Crash Locations - Table [ToC](#)

No Data

No hot spot data in the last 12 months

Inspection Violation % OOS Chronology - Chart [ToC](#)





Inspection Violation % OOS Chronology - Table [ToC](#)

| | 2021 | 2022 | 2023 | 2024 | 2025 |
|-------------------------------|------|------|------|------|------|
| Total Violations | 0 | 0 | 0 | 0 | 0 |
| Total Out Of Services | 0 | 0 | 0 | 0 | 0 |
| %OOS Total Violations | 0 | 0 | 0 | 0 | 0 |
| Total Driver Violations | 0 | 0 | 0 | 0 | 0 |
| Total Driver Out Of Services | 0 | 0 | 0 | 0 | 0 |
| %OOS Driver Violations | 0 | 0 | 0 | 0 | 0 |
| Total PU Violations | 0 | 0 | 0 | 0 | 0 |
| Total PU Out Of Services | 0 | 0 | 0 | 0 | 0 |
| %OOS PU Violations | 0 | 0 | 0 | 0 | 0 |
| Total Trailer Violations | 0 | 0 | 0 | 0 | 0 |
| Total Trailer Out Of Services | 0 | 0 | 0 | 0 | 0 |
| %OOS Trailer Violations | 0 | 0 | 0 | 0 | 0 |
| Total Hazmat Violations | 0 | 0 | 0 | 0 | 0 |
| Total Hazmat Out Of Services | 0 | 0 | 0 | 0 | 0 |
| %OOS HazMat Violations | 0 | 0 | 0 | 0 | 0 |

Percent of Insp & Crash by State - Chart [ToC](#)

No Data

Percent of Insp & Crash by State - Table (based on Inspection data from the last 4 years) [ToC](#)

| State | Inspections | | Violations | | Out-of-Services | | Crashes | |
|-------|-------------|---------|------------|---------|-----------------|---------|---------|---------|
| | Total | Percent | Total | Percent | Total | Percent | Total | Percent |
| | 0 | 100 | 0 | 100 | 0 | 100 | 0 | 100 |

VIN Insp Summary by State (based on inspection from the last 2 years) [ToC](#)

No data

Violations By Unit Type [ToC](#)

of Violations: 0 Total Severity: 0

Equipment Ownership [ToC](#) **Equipment Ownership** (based on MCS-150 dated 1/4/2025)

| | Trucks | Tractors | Trailers | Motor Coaches | Vans |
|-------------|--------|----------|----------|---------------|------|
| Owned | 0 | 0 | 0 | 0 | 0 |
| Term Leased | 0 | 0 | 0 | 0 | 0 |
| Trip Leased | 0 | 0 | 0 | 0 | 0 |
| Total No. | 0 | 0 | 0 | 0 | 0 |

No Equipment Details data

No Vehicle Age data

States of Power Unit Registrations (based on Inspection results for the last 4 years) [ToC](#)

No Data



Equipment Acquisitions - Table [ToC](#)

| | Power Units inspected for 1st time in past 12 months | Power Units inspected for 1st time in past 24 months | Power Units inspected during entire date range | | Trailers inspected for 1st time in past 12 months | Trailers inspected for 1st time in past 24 months | Trailers inspected during entire date range |
|-----------------------|--|--|--|--|---|---|---|
| Unique VINs | 0 | 0 | 0 | | 0 | 0 | 0 |
| Unique License Plates | 0 | 0 | 0 | | 0 | 0 | 0 |
| License Plate States | 0 | 0 | 0 | | 0 | 0 | 0 |

Driver Details [ToC](#)**Driver Details** (based on MCS-150 dated 1/4/2025)

| | Within 100 mi | Beyond 100 mi | TOTAL |
|---|---------------|---------------|-------|
| # Drivers Interstate | 0 | 0 | 0 |
| # Drivers Intrastate | 0 | 0 | 0 |
| TOTAL | 0 | 0 | / |
| Avg. # Trip Lease Drivers/Mo: 0 # Drivers Grand Total: 1 # Drivers Commercially Licensed: 0 | | | |

Shared VIN Summary [ToC](#)

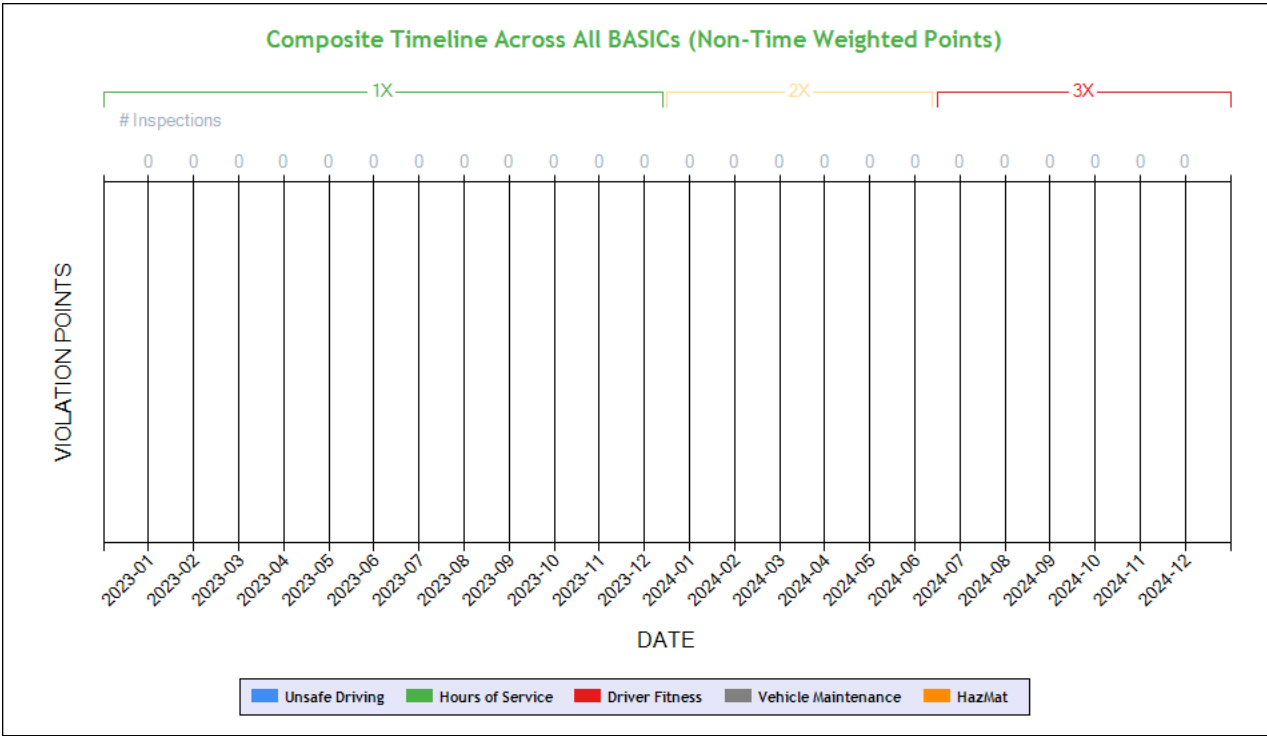
No Data

SHIPPERS DETAIL [ToC](#) based on Inspection results for the last 4 years

No Data



Carrier Underwriting Report Safety Summary ToC



Time-Weighted Violation Points - no data available to draw a chart
Time-Weighted Violation Points by Vehicle - no data available to draw a chart

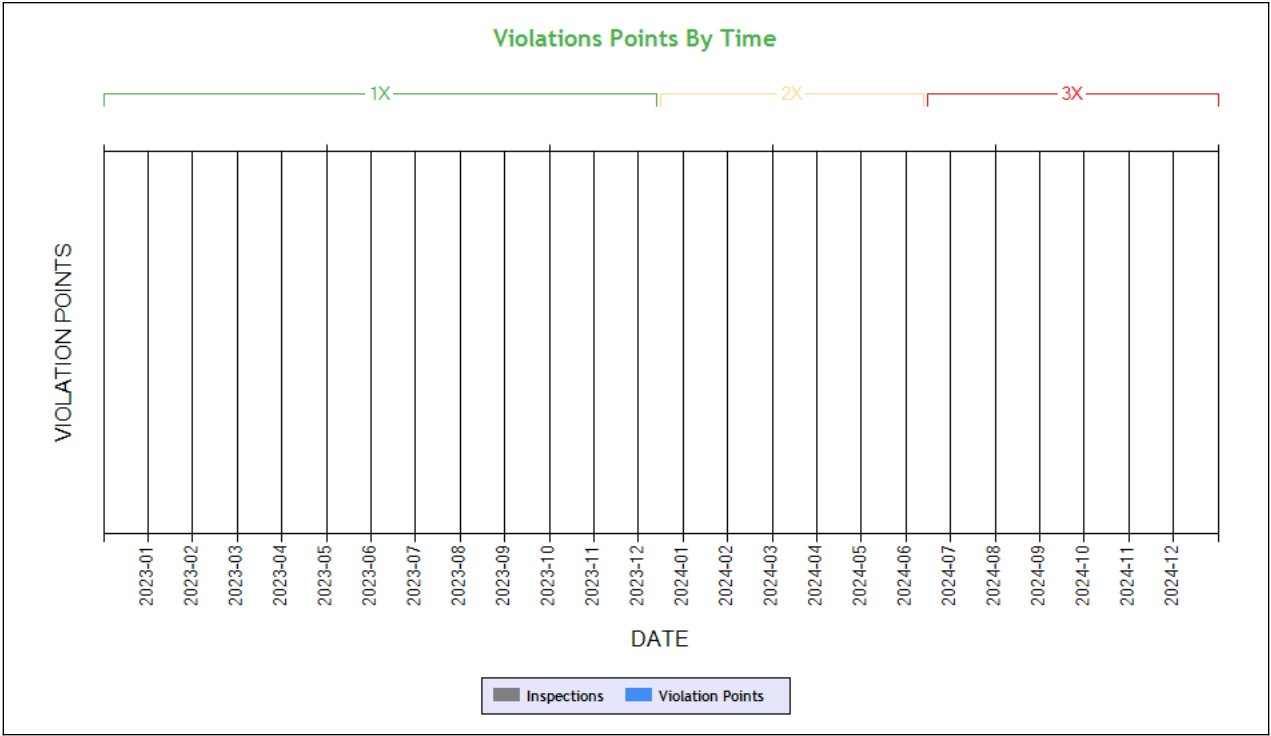
See the Excel file for the complete analysis # Violations is in (1-6/7-12/13-24mo)

| Shaded = Out Of Service Violation | | |
|-----------------------------------|-----------------------------------|--|
| Violation Group | | |
| Violation Description | Total Time-weighted Points by VIN | % of Total Time-weighted Points by VIN |
| Driver Resp | | |
| Total Time-weighted Points | | |
| % Total Time-Wt Pts | | |



SAFETY ANALYSIS ToC

Unsafe Driving



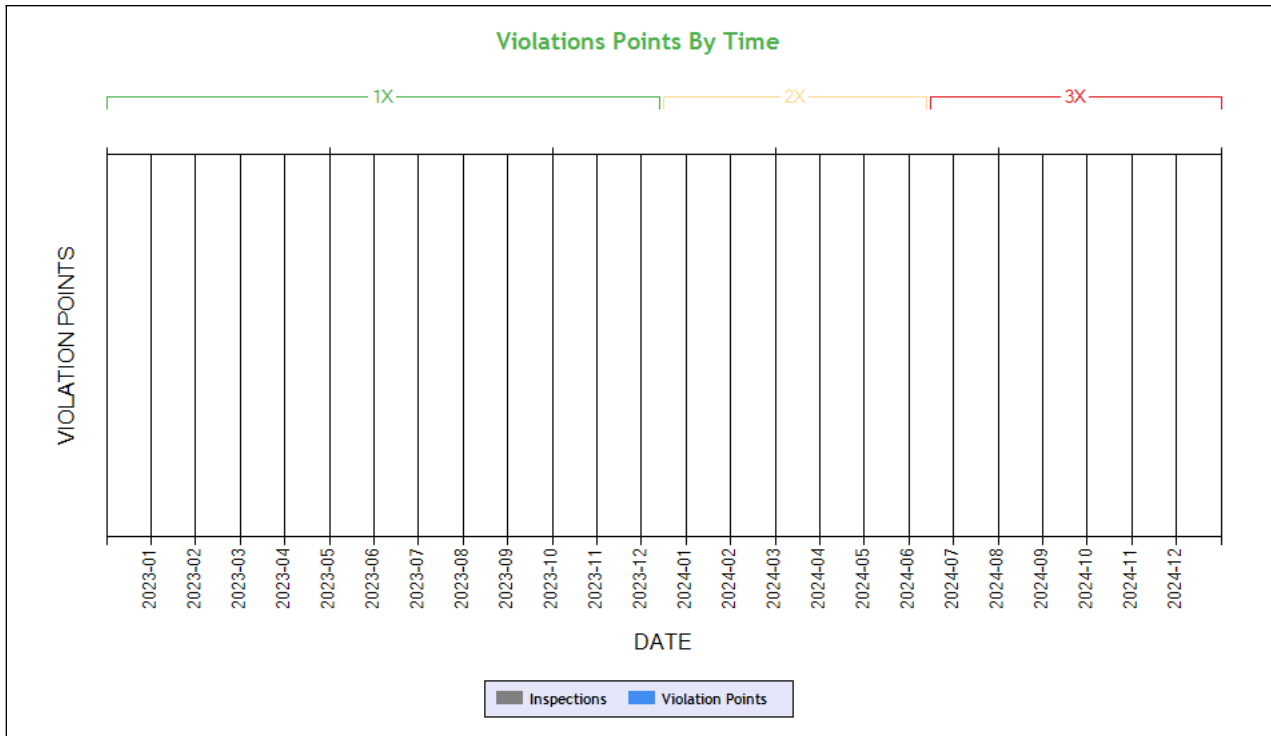
Time-Weighted Violation Points - no data available to draw a chart
Time-Weighted Severity Points by Vehicle - no data available to draw a chart

See the Excel file for the complete analysis # Violations is in (1-6/7-12/13-24mo)

| Shaded = Out Of Service Violation | | |
|-----------------------------------|-----------------------------------|--|
| Violation Group | | |
| Violation Description | Total Time-weighted Points by VIN | % of Total Time-weighted Points by VIN |
| Driver Resp | | |
| Total Time-weighted Points | | |
| % Total Time-Wt Pts | | |

HOS Compliance

Time-Weighted Violation Points - no data available to draw a chart
Time-Weighted Severity Points by Vehicle - no data available to draw a chart



Carrier Software
 1-800-646-5152
 info@CarrierSoftware.com

CONFIDENTIAL - Intended for use by Amerigo Insurance Agency - Date: 1/26/2025
KRAN TRANSPORT INC - DOT# 4341825

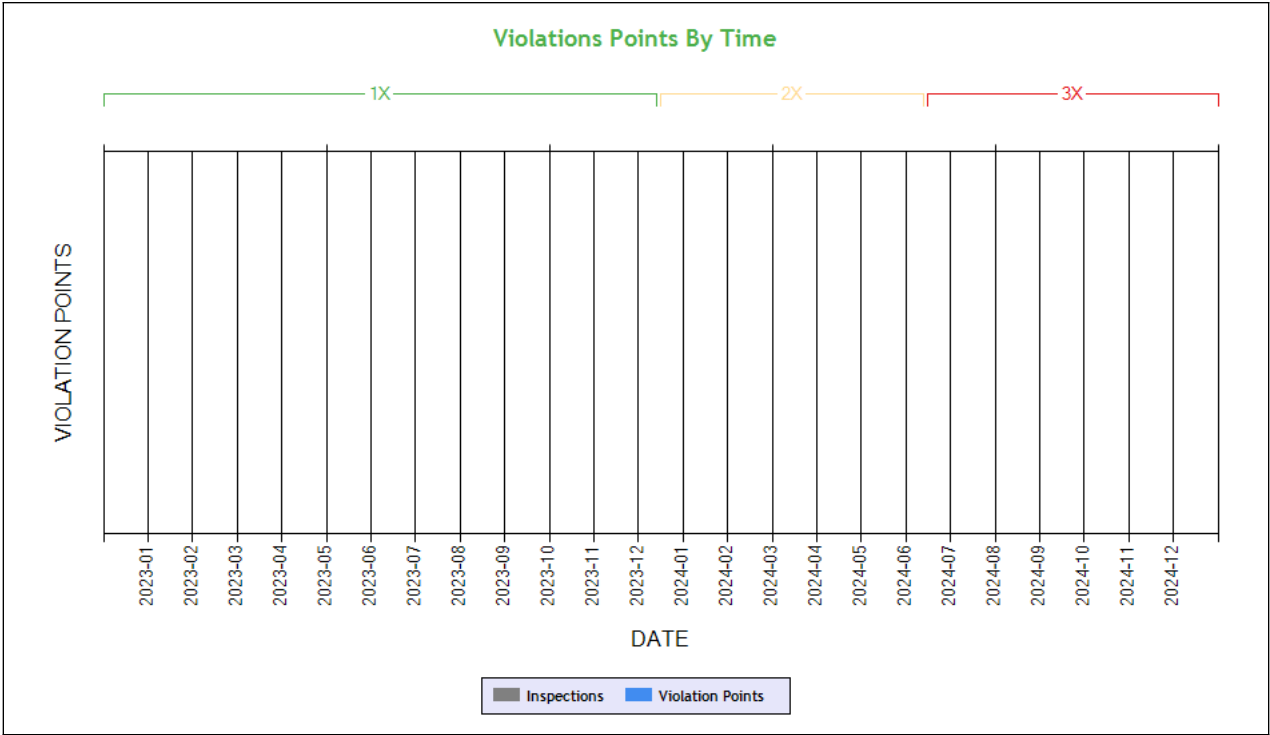
See the Excel file for the complete analysis

Violations is in (1-6/7-12/13-24mo)

| Shaded = Out Of Service Violation | | |
|-----------------------------------|-----------------------------------|--|
| Violation Group | | |
| Violation Description | Total Time-weighted Points by VIN | % of Total Time-weighted Points by VIN |
| Driver Resp | | |
| Total Time-weighted Points | | |
| % Total Time-Wt Pts | | |



Driver Fitness



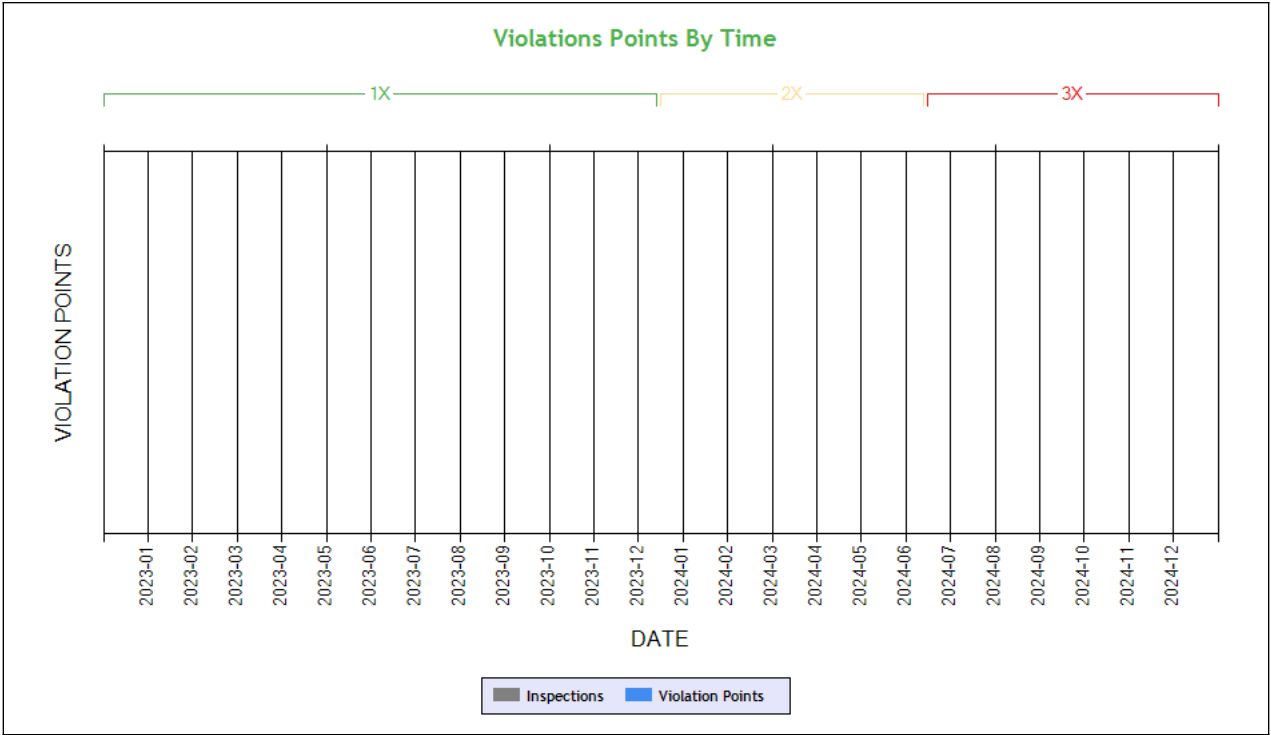
Time-Weighted Violation Points - no data available to draw a chart
Time-Weighted Severity Points by Vehicle - no data available to draw a chart

See the Excel file for the complete analysis # Violations is in (1-6/7-12/13-24mo)

| Shaded = Out Of Service Violation | | |
|-----------------------------------|-----------------------------------|--|
| Violation Group | | |
| Violation Description | Total Time-weighted Points by VIN | % of Total Time-weighted Points by VIN |
| Driver Resp | | |
| Total Time-weighted Points | | |
| % Total Time-Wt Pts | | |



Vehicle Maintenance



Time-Weighted Violation Points - no data available to draw a chart
Time-Weighted Severity Points by Vehicle - no data available to draw a chart

See the Excel file for the complete analysis # Violations is in (1-6/7-12/13-24mo)

| Shaded = Out Of Service Violation | | |
|-----------------------------------|-----------------------------------|--|
| Violation Group | | |
| Violation Description | Total Time-weighted Points by VIN | % of Total Time-weighted Points by VIN |
| Driver Resp | | |
| Total Time-weighted Points | | |
| % Total Time-Wt Pts | | |

COLOR CODED CRASH TABLE ToC

No crashes have been reported by the DOT on this Motor Carrier
INSPECTIONS WITH SHARED EQUIPMENT:
No Data



Carrier Software
1-800-646-5152
info@CarrierSoftware.com

**CONFIDENTIAL - Intended for use by Amerigo Insurance Agency - Date:
1/26/2025**

KRAN TRANSPORT INC - DOT# 4341825

INSPECTION DETAILS for ALL Inspections

No Data

No data for Inspection Summary By Month

No data for Inspection Summary By Month

No Inspection History