



Table of Contents

1. Overview	2. BASIC Scores History
3. BASIC Measures	4. KPI: BASIC Measures by Cargo Group
5. Estimated ISS Score	6. Investigation Results
7. Penalties History	8. Acute Critical Violations
9. Red Flag Violation Details	10. DOT Registration Information
11. DOT MCS-150 History	12. Crash Summary
13. Inspection Summary	14. KPI: Inspection Viol OOS Rates by Cargo Group
15. FHWA Registration Information	16. FHWA Insurance Information
17. FHWA Authorities	18. Severe Violations
19. Violation Report	20. Violation Summary
21. Violation Enforcement Chronology	22. Inspection Violations & OOS Counts
23. Radius Of Operation	24. Inspection & Crash Locations
25. Cargo Hot Spots	26. Inspection Violations & OOS Chronology
27. Percent of Insp & Crash by State	28. VIN Insp Summary by State
29. Violations By Unit Type	30. Inspection/Crash Map
31. Equipment Ownership	32. Equipment Details
33. Vehicle Age	34. States of Power Unit Registrations
35. Equipment Acquisitions	36. Driver Details
37. Shared VIN Summary	38. Shipper Table
39. Safety Summary	40. Safety Details
41. Crash Detail Color Coded PDF	42. Inspections with Shared Equipment
43. Inspection Tabular Details	44. Inspection Summary By Month
45. VIN Inspection Violation Details	46. Inspection History
47. Crash Hot Spots	48. DOT MCS-150 History Equipment and Driver Details
49. Chameleon	



Business Address

1405 STONEWOOD AVE APT 435
MANTECA, CA
95336

Contact Info

(209)-689-8088
wmktranslinkinc@gmail.com

FHWA Address

1405 STONEWOOD AVE APT 435
MANTECA,CA,95336
Phone:(209)-689-8088

Mailing Address


1405 STONEWOOD AVE APT 435
MANTECA, CA
95336-3190

Overview ToC

Operating Status: AUTHORIZED FOR Property
2 other companies viewed this DOT in the past two months
Crash/PU ratio: 0.0%
Clean Inspection ratio: 0.0%

Estimated BASIC Scores (as of 3/27/2026)

	Unsafe Driving	Hours of Service	Driver Fitness	Controlled Sub. and Alcohol	Vehicle Maintenance	HM Compliance	Crash
Relative Scores	0%	0%	0%	0%	0%	0%	0%
Alert Status	No	No	No	No	No	No	No



Estimated Inspection Selection System (ISS) Score: 74
Category: Optional Inspect

* The Estimated ISS score is based on Insufficient Data Algorithm *

BASIC Scores History - Unsafe Driving ToC

There are no Scores for this BASIC

BASIC Scores History - Hours of Service ToC

There are no Scores for this BASIC

BASIC Scores History - Driver Fitness ToC

There are no Scores for this BASIC

BASIC Scores History - Controlled Substance ToC

There are no Scores for this BASIC



BASIC Scores History - Vehicle Maintenance ToC

There are no Scores for this BASIC

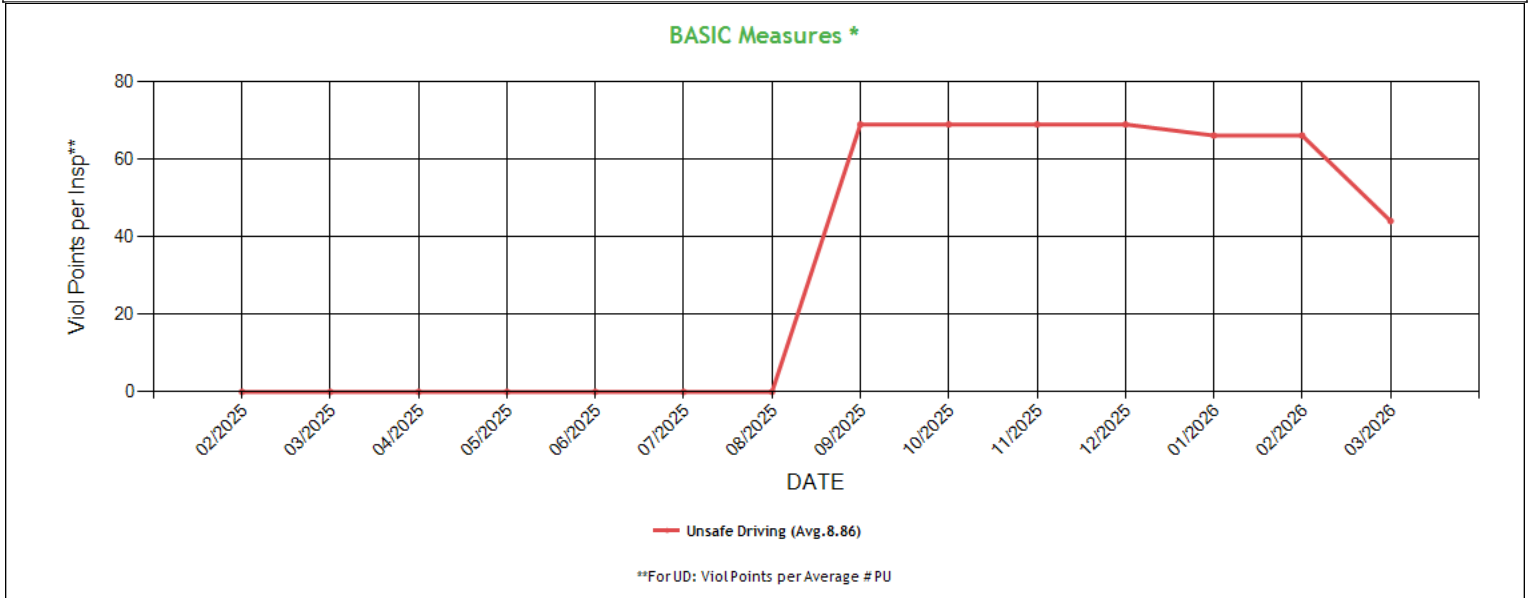
BASIC Scores History - Crash ToC

There are no Scores for this BASIC

BASIC Scores History - Hazmat ToC

There are no Scores for this BASIC

BASIC Measures: Violation Points per Inspection Trends ToC



* BASIC Measures are the absolute SMS scores that are compared within each Safety Event Group to determine the BASIC Score percentiles. Averages based on fleets with 1-5 power units.



BASIC Measures * - Table ToC

UD-Unsafe Driving, HOS-Hours of Service, DF-Driver Fitness, CS-Controlled Substances, VM-Vehicle Maintenance															
Date	UD Measure	UD AC	UD with Viol	HOS Measure	HOS AC	HOS with Viol	DF Measure	DF AC	DF with Viol	CS Measure	CS AC	CS with Viol	VM Measure	VM AC	VM with Viol
03/2026	44.08	N	2	0.00	N	0	0.00	N	0	0.00	N	0	0.00	N	0
02/2026	66.12	N	2	0.00	N	0	0.00	N	0	0.00	N	0	0.00	N	0
01/2026	66.12	N	2	0.00	N	0	0.00	N	0	0.00	N	0	0.00	N	0
12/2025	69.00	N	2	0.00	N	0	0.00	N	0	0.00	N	0	0.00	N	0
11/2025	69.00	N	2	0.00	N	0	0.00	N	0	0.00	N	0	0.00	N	0
10/2025	69.00	N	2	0.00	N	0	0.00	N	0	0.00	N	0	0.00	N	0
09/2025	69.00	N	2	0.00	N	0	0.00	N	0	0.00	N	0	0.00	N	0
08/2025	0.00	N	0	0.00	N	0	0.00	N	0	0.00	N	0	0.00	N	0
07/2025	0.00	N	0	0.00	N	0	0.00	N	0	0.00	N	0	0.00	N	0
06/2025	0.00	N	0	0.00	N	0	0.00	N	0	0.00	N	0	0.00	N	0
05/2025	0.00	N	0	0.00	N	0	0.00	N	0	0.00	N	0	0.00	N	0
04/2025	0.00	N	0	0.00	N	0	0.00	N	0	0.00	N	0	0.00	N	0
03/2025	0.00	N	0	0.00	N	0	0.00	N	0	0.00	N	0	0.00	N	0
02/2025	0.00	N	0	0.00	N	0	0.00	N	0	0.00	N	0	0.00	N	0


* BASIC Measures are the absolute SMS scores that are compared within each Safety Event Group to determine the BASIC Score percentiles.

KPI: BASIC Measures by Fleet Size and Cargo Group ToC

Fleet Size: 1-5 PUs															
Cargo Group (Companies)	Unsafe Driving		Hours of Service		Driver Fitness		Controlled Substance		Vehicle Maintenance		HM Compliance		Crash		
	Avg.	Comp. to Avg.	Avg.	Comp. to Avg.	Avg.	Comp. to Avg.	Avg.	Comp. to Avg.	Avg.	Comp. to Avg.	Avg.	Comp. to Avg.	Avg.	Comp. to Avg.	
General Freight (483011)	0.75	Worse	0.20	Better	0.22	Better	0.01	Better	1.89	Better	0.01	Better	0.06	Better	
Refrigerated (59533)	1.49	Worse	0.52	Better	0.18	Better	0.01	Better	2.74	Better	0.01	Better	0.11	Better	
WMK TRANSLINK INC	44.08		0.00		0.00		0.00		0.00		0.00		0.00		

Estimated ISS Score History - Chart ToC

[About the Inspection Selection System](#)





Estimated ISS Score History - Table ToC

Date	Estimated ISS Score	Recommendation	Algorithm
03/27/2026	74	Optional Inspect	Insufficient Data Algorithm
02/27/2026	74	Optional Inspect	Insufficient Data Algorithm
01/30/2026	74	Optional Inspect	Insufficient Data Algorithm
12/26/2025	74	Optional Inspect	Insufficient Data Algorithm
11/28/2025	74	Optional Inspect	Insufficient Data Algorithm
10/31/2025	74	Optional Inspect	Insufficient Data Algorithm
09/26/2025	63	Optional Inspect	Insufficient Data Algorithm
08/29/2025	63	Optional Inspect	Insufficient Data Algorithm
07/25/2025	63	Optional Inspect	Insufficient Data Algorithm
06/30/2025	63	Optional Inspect	Insufficient Data Algorithm
05/31/2025	63	Optional Inspect	Insufficient Data Algorithm
04/25/2025	63	Optional Inspect	Insufficient Data Algorithm
03/28/2025	63	Optional Inspect	Insufficient Data Algorithm
02/28/2025	63	Optional Inspect	Insufficient Data Algorithm

Investigation Results ToC

No Investigations reported on FMCSA website

Penalties History ToC

There is a problem with the Penalties data on FMCSA website.

Acute Critical Violations (Based on Investigations as per CSA Methodology Appendix A) ToC

No Data

No red flag violations in the last 24 months

DOT Registration Information: The following information on this specific DOT # is from the Federal DOT (as of Operating Authority)

DOT Registration: 02/25/2025		Total Power Units: 1	Total Trucks: 1	Total Trailers: 0	Total Passenger Vehicles: 0
Status	Entity Type	Organization Type	Nation	Total Cars	Drivers / CDL Drivers
A	C	-	US	0	1* / 1
MCS-150 Date	Op Codes	Shipper Op Codes	Shipper HazMat Op Codes	Latest Review Type	Latest Review Document Number(Date)
01/22/2026	A				()
MCS-150 Mileage (Year)	Record Update Date	Transports Hazmats	DOT Census Date	Recordable Accident Rate	Preventable Accident Rate
85,800 (2025)	01/22/2026	N		0%	0%
MCS-151 Mileage	Safety Rating (Date)	SEA Accident	SEA Driver	SEA Vehicle	SEA Management
0	None (None)	0%	0%	0%	0%
Classification Codes		Cargo Carried (per MCS-150)			
Authorized-For-Hire		General Freight, Refrigerated foods			

DOT MCS-150 History ToC

(as of 01/30/2026 DOT census)

Census Date	MCS-150 Date	MCS-150 Mileage	VMT Year	Power Units	Drivers	Trailers	Company Rep1	Company Rep2	Email
1/30/2026	1/22/2026	85800	2025	1	1	-	MANDEEP SINGH		wmktranslinkinc@gmail.com
8/20/2025	8/12/2025	0		1	1	-	MANDEEP SINGH		wmktranslinkinc@gmail.com
2/28/2025	2/25/2025	0		1	1	-	MANDEEP SINGH		MANDEEPSINGH542DEEP@GM AIL.COM



Crash Summary Chart ToC Crashes Summary - Chart (based on all available crash data)

No Data

Crashes Summary - Table (based on all available crash data) ToC

	TOTAL	Last 6 months	7-12 months	13-18 months	19-24 months	25-30 months	30-36 months	37-41 months	42-48 months	Over 49 months
Total Reportable	0	0	0	0	0	0	0	0	0	0
Fatalities	0	0	0	0	0	0	0	0	0	0
Injuries	0	0	0	0	0	0	0	0	0	0
Tow Away	0	0	0	0	0	0	0	0	0	0
With Citations	0	0	0	0	0	0	0	0	0	0
Federal Recordable	0	0	0	0	0	0	0	0	0	0
Preventable	0	0	0	0	0	0	0	0	0	0
Crash per Pwr Unit	-	0.0%	0.0%	0.0%	0.0%	0.0%	0.0%	0.0%	0.0%	-

Inspection Summary ToC

The following inspection information is based on results for 24 months prior to: 05/03/2026. Please note that the total inspections number is not necessarily the total of the vehicle, driver and hazmat inspections, as one inspection may have included any combination of the below inspections.

Overall	Vehicle	Driver	Hazmat
(Please note that the total inspections number is not necessarily the total of the vehicle, driver and hazmat inspections, as one inspection may have included any combination of the below inspections) Total Inspections: 2 Total Out of Service: 0 Out of Service: 0% National Average: 21.36% Difference: -21.36%	Total Inspections: 0 Total Out of Service: 0 Out of Service: 0.00% National Average: 25.3% Difference: -25.3%	Total Inspections: 2 Total Out of Service: 0 Out of Service: 0.00% National Average: 7% Difference: -7%	Total Inspections: 0 Total Out of Service: 0 Out of Service: 0.00% National Average: 2.17% Difference: -2.17%

KPI: Inspection Viol OOS Rates by Cargo Group ToC

Cargo Group	OVERALL		VEHICLE		DRIVER		HAZMAT	
	Average	Compared to Average	Average	Compared to Average	Average	Compared to Average	Average	Compared to Average
General Freight	29.81%	Better	25.53%	Better	13.79%	Better	0.17%	Better
Refrigerated	23.23%	Better	21.41%	Better	10.42%	Better	0.10%	Better
WMK TRANSLINK INC	0%		0%		0%		0%	

FHWA Registration Information: The following data on this Motor Carrier is from the Federal Hwy Administration (as of 4/28/2026)

Docket Number	DOT Number	Company Name	DBA Name	Address	City	State	Country	ZIP Code
MC1710231	4367784	WMK TRANSLINK INC		1405 STONEWOOD AVE APT 435	MANTECA	CA	US	95336
Phone Number	Fax Number	Mail Address	Mail City	Mail State	Mail Contry	Mail ZIP Code	Mail Phone Number	Mail Fax Number
(209)-689-8088		1405 STONEWOOD AVE APT 435	MANTECA	CA	US	95336-3190		
Date of Last Change	Freight	Passenger	Household Goods	Active Authority	Pending Authority	Revocation Pending Authority		
4/28/2026	Y	N	N	/ Common /	/	/ Common /		



Insurance Required (as of 04/28/2026) ToC			
Docket Number	Insurance Type	Insurance Required	Insurance on File
MC1710231	BIPD	\$750k	\$750k
MC1710231	Cargo	No	No
MC1710231	Bond	No	No

Active / Pending Insurance (as of 04/28/2026)										
Docket Number	Form	Type	Insurance Carrier	Policy/Surety	Coverage From	Coverage To	Required	On File	Effective Date	Cancel Date
MC1710231	91X	BIPD/Primary	ACCREDITED SPECIALTY INSURANCE COMPANY	2-CWH-CA-19-S0346511-00	\$0k	\$750k	\$750k	\$750k	05/22/2025	05/22/2026

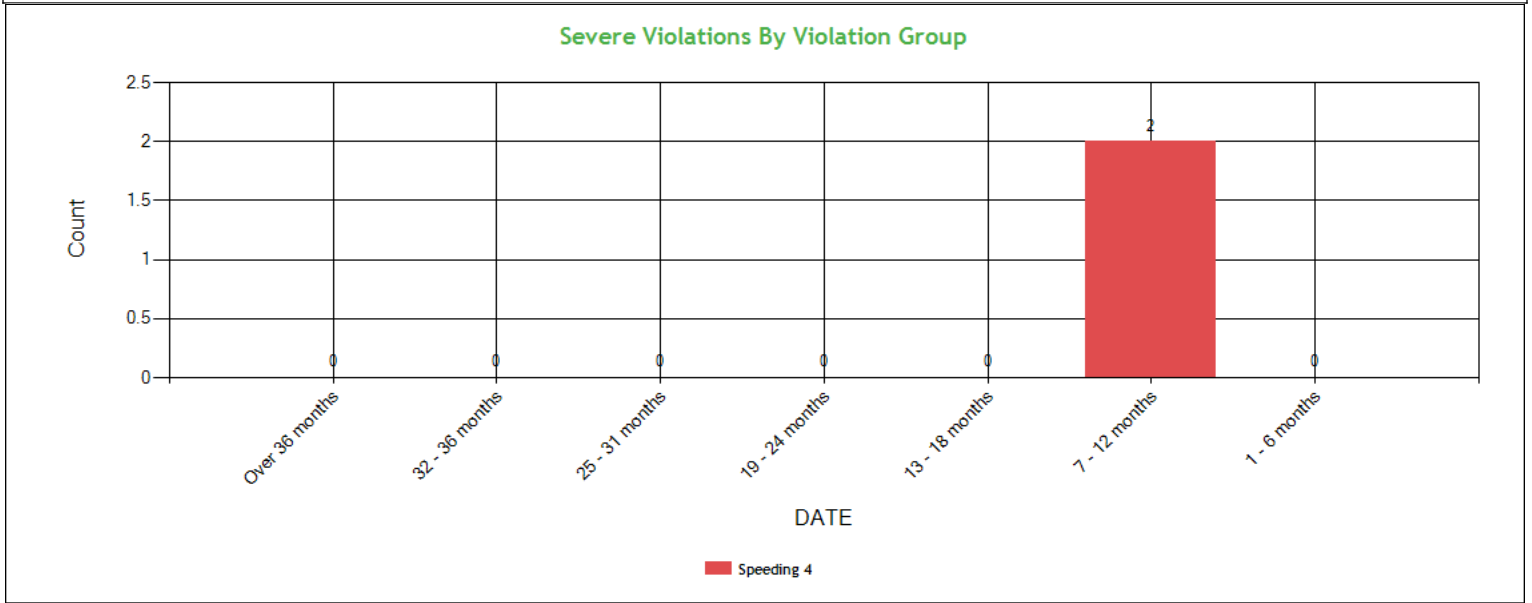
Insurance History (as of 04/28/2026)									
Docket Number	Form	Type	Insurance Carrier	Policy/Surety	Coverage From	Coverage To	Effective Date From	Effective Date To	
MC1710231	91X	BIPD/Primary	ACCREDITED SPECIALTY INSURANCE COMPANY	2-CWH-CA-19-S0346511-00	\$0k	\$750k	05/22/2025	08/25/2025	Cancelled
MC1710231	91X	BIPD/Primary	ACCREDITED SPECIALTY INSURANCE COMPANY	2-CWH-CA-19-S0346511-00	\$0k	\$750k	05/22/2025	05/22/2025	Replaced

FHWA Authorities (as of 04/28/2026) ToC								
Docket#	L&I Name	Active Authority	Inactive Authority	Pending Authority	Revocation Pending Authority	Freight	Passenger	Household Goods
MC1710231	WMK TRANSLINK INC	Common /			Common /	Yes	No	No

Authority History (as of 04/28/2026)				
Docket Number	Sub	Auth Type	Original Action	Disposition
MC1710231		COMMON	INVOLUNTARY REVOCATION 7/29/2025 12:00:00 AM	DISCONTINUED REVOCATION 8/1/2025 12:00:00 AM
MC1710231		COMMON	GRANTED 5/29/2025 12:00:00 AM	



Severe Violations (i.e. those with >= 8 points) - Chart : 1 Violations 1 occurrences ToC



Severe Violations (i.e. those with >= 8 points) - Table : 1 Violations 2 occurrences ToC

Code	Description	Category	BASIC Weight	Total count	Last 6 months	7-12 months	13-18 months	19-24 months	25-31 months	32-36 months	Over 36 months
392.2SLLS4	State/Local Laws - Speeding 15 or more miles per hour over the speed limit	Speeding 4	10	2	0	2	0	0	0	0	0

Violation Report ToC

Inspection Date	Inspection State	BASIC	Violation Description	OOS	VIN	Severity Points
09/05/2025	WY	Unsafe Driving	392.2SLLS4 - State/Local Laws - Speeding 15 or more miles per hour over the speed limit	No	1XPBDP9X7LD668542 (PU)	10
08/28/2025	CA	Unsafe Driving	392.2SLLLR - STATE/LOCAL LAWS - LANE RESTRICTION VIOLATION.	No	1XPBDP9X7LD668542 (PU)	3
08/28/2025	CA	Unsafe Driving	392.2SLLS4 - State/Local Laws - Speeding 15 or more miles per hour over the speed limit	No	1XPBDP9X7LD668542 (PU)	10

No filters were applied when generating this report, see the live report for more options.

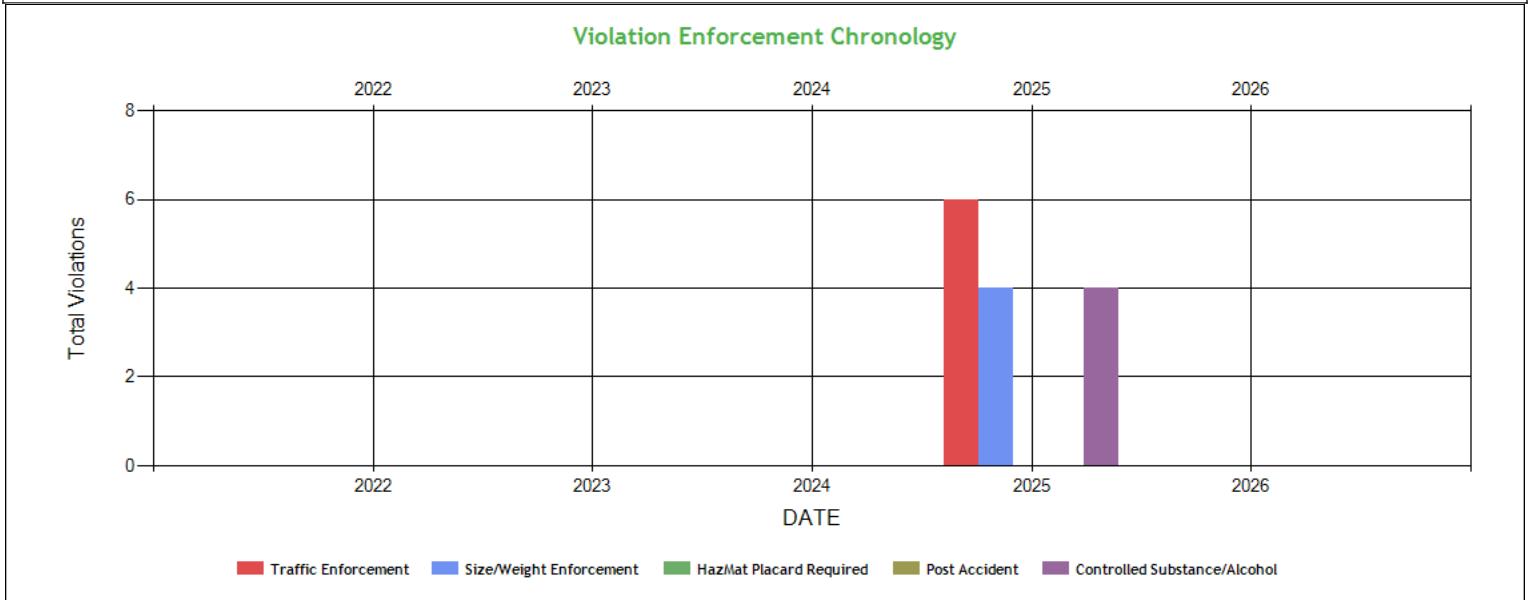
Violation Summary ToC

BASIC	Violation Group	Code	Description	# of Violations	# of OOS Violations	Severity Points
Unsafe Driving	Speeding 4	392.2SLLS4	State/Local Laws - Speeding 15 or more miles per hour over the speed limit	2	0	10
Unsafe Driving	Misc Violations	392.2SLLLR	STATE/LOCAL LAWS - LANE RESTRICTION VIOLATION.	1	0	3

No filters were applied when generating this report, see the live report for more options.



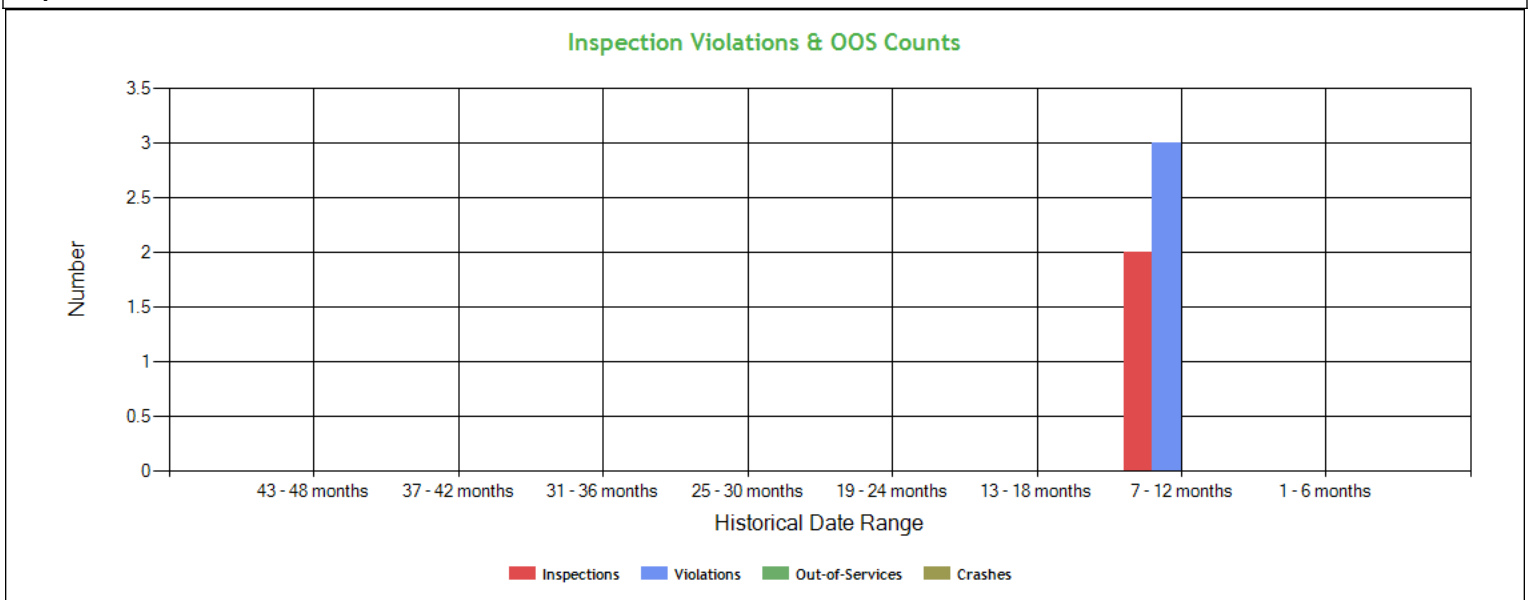
Violation Enforcement Chronology - Chart ToC



Violation Enforcement Chronology - Table ToC

	2022	2023	2024	2025	2026
Traffic Enforcement	0	0	0	6	0
Size/Weight Enforcement	0	0	0	4	0
HazMat Placard Required	0	0	0	0	0
Post Accident	0	0	0	0	0
Controlled Substance/Alcohol	0	0	0	4	0

Inspection Violations & OOS Counts - Chart ToC



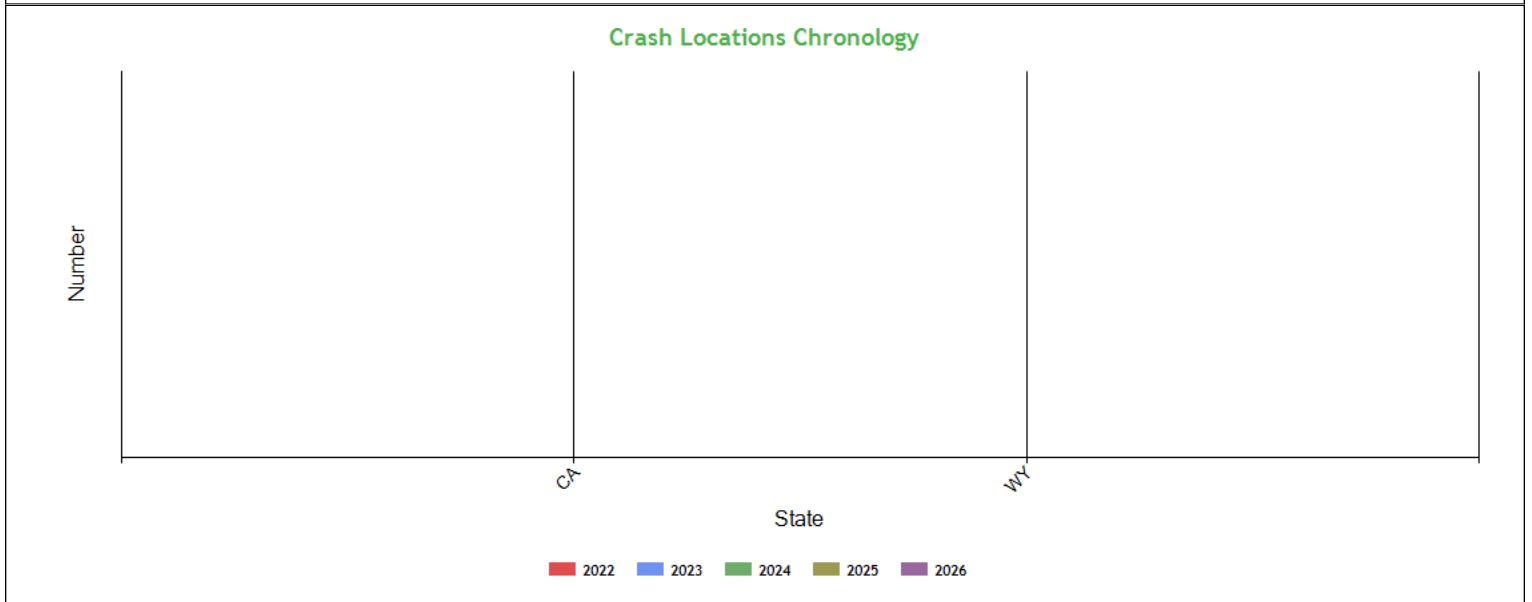
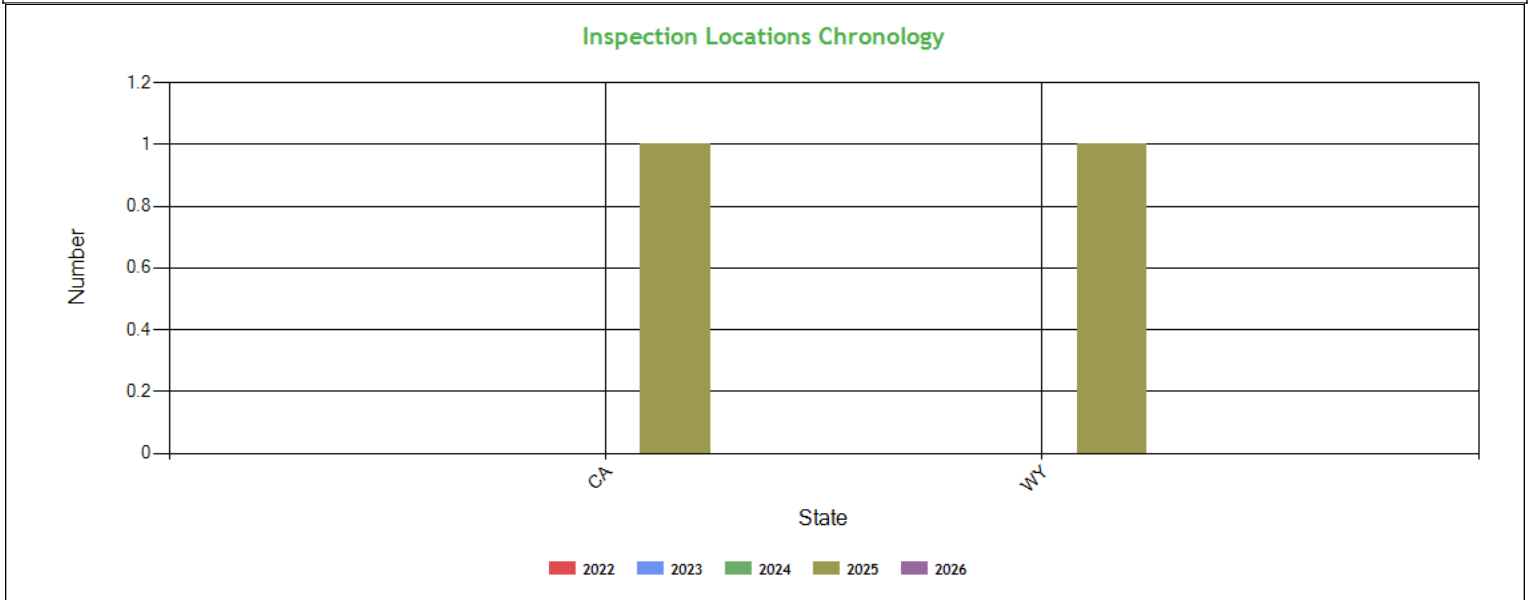


Inspection Violations & OOS Counts - Table ToC				
Date Range	Inspections	Violations	Out-of-Services	Crashes
TOTAL	2	3	0	0
1 - 6 months	0	0	0	0
7 - 12 months	2	3	0	0
13 - 18 months	0	0	0	0
19 - 24 months	0	0	0	0
25 - 30 months	0	0	0	0
31 - 36 months	0	0	0	0
37 - 42 months	0	0	0	0
43 - 48 months	0	0	0	0

Radius of Operation (based on Inspections and Crashes during the past 3 years) ToC								
	Total	Drive between 0 and 50 miles radius	Drive between 51 and 200 miles radius	Drive between 201 and 300 miles radius	Drive between 301 and 400 miles radius	Drive between 401 and 500 miles radius	Drive between 501 and 600 miles radius	Drive beyond 600 miles radius
Power Units (i.e. unique VINs)	1	0	0	0	0	0	0	1
Percent	100%	0%	0%	0%	0%	0%	0%	100%



Inspection & Crash Locations - Chart ToC



Inspection & Crash Locations - Table ToC

State	Inspections					Violations					Out-of-Services					Crashes				
	2022	2023	2024	2025	2026	2022	2023	2024	2025	2026	2022	2023	2024	2025	2026	2022	2023	2024	2025	2026
TOTAL	0	0	0	2	0	0	0	0	3	0	0	0	0	0	0	0	0	0	0	0
CA	0	0	0	1	0	0	0	0	2	0	0	0	0	0	0	0	0	0	0	0
WY	0	0	0	1	0	0	0	0	1	0	0	0	0	0	0	0	0	0	0	0

Hot Spot Summary ToC

Year	Month	Level 5	Level 5 %	Level 4	Level 4 %	Level 3	Level 3 %	Level 2	Level 2 %	Level 1	Level 1 %	Level 0	Level 0 %	Levels 1 - 5	Levels 1 - 5 %
2025	September (Partial)	0	0.00%	0	0.00%	0	0.00%	0	0.00%	0	0.00%	1	50.00%	0	0.00%
2025	August	0	0.00%	0	0.00%	0	0.00%	1	50.00%	0	0.00%	0	0.00%	1	50.00%



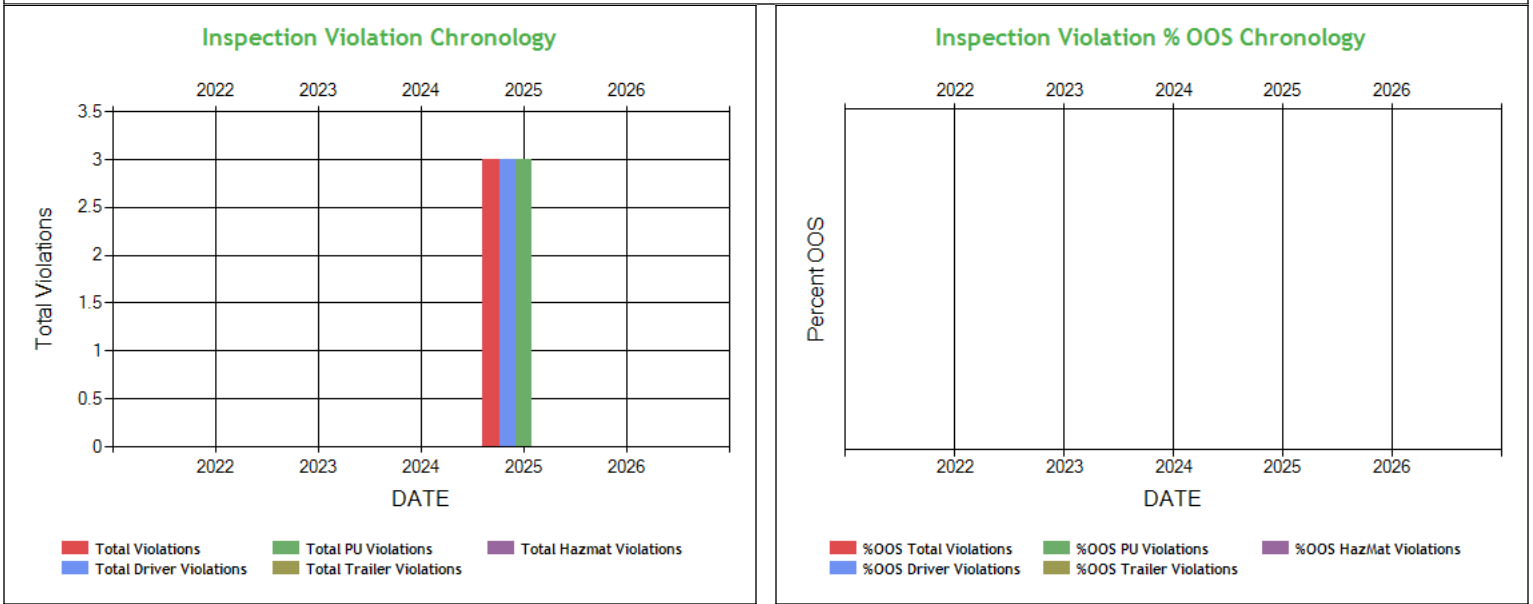
Totals	0	0.00%	0	0.00%	0	0.00%	1	50.00%	0	0.00%	1	50.00%	1	50.00%
---------------	---	-------	---	-------	---	-------	---	--------	---	-------	---	--------	---	--------

Hot Spot Analysis

State	County	Level	Count	Percentage
CA	Placer	2	1	50.00%

Report generated using the last 12 full months of inspection data

Inspection Violation % OOS Chronology - Chart ToC

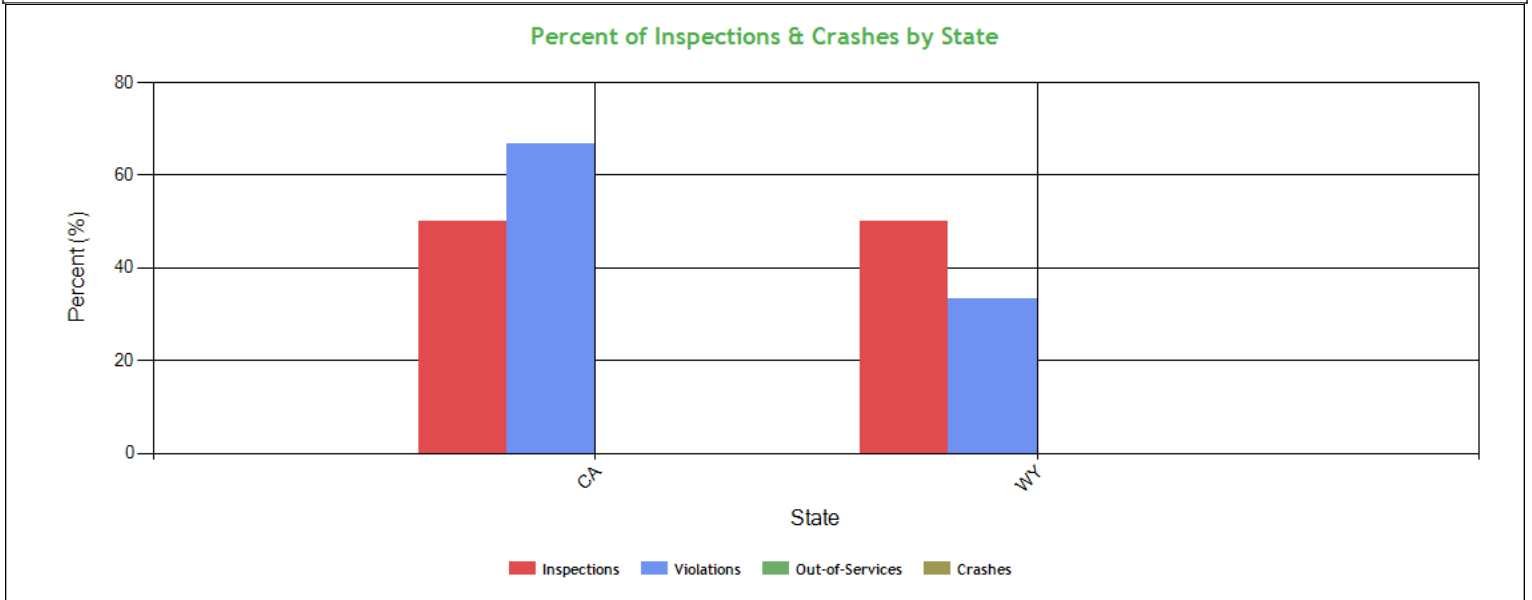


Inspection Violation % OOS Chronology - Table ToC

	2022	2023	2024	2025	2026
Total Violations	0	0	0	3	0
Total Out Of Services	0	0	0	0	0
%OOS Total Violations	0	0	0	0	0
Total Driver Violations	0	0	0	3	0
Total Driver Out Of Services	0	0	0	0	0
%OOS Driver Violations	0	0	0	0	0
Total PU Violations	0	0	0	3	0
Total PU Out Of Services	0	0	0	0	0
%OOS PU Violations	0	0	0	0	0
Total Trailer Violations	0	0	0	0	0
Total Trailer Out Of Services	0	0	0	0	0
%OOS Trailer Violations	0	0	0	0	0
Total Hazmat Violations	0	0	0	0	0
Total Hazmat Out Of Services	0	0	0	0	0
%OOS HazMat Violations	0	0	0	0	0



Percent of Insp & Crash by State - Chart ToC



Percent of Insp & Crash by State - Table (based on Inspection data from the last 4 years) ToC

State	Inspections		Violations		Out-of-Services		Crashes	
	Total	Percent	Total	Percent	Total	Percent	Total	Percent
	2	100	3	100	0	100	0	100
CA	1	50	2	66.7	0	0	0	0
WY	1	50	1	33.3	0	0	0	0

VIN Insp Summary by State (based on inspection from the last 2 years) ToC

VIN	Insp	Viol Pts	Counts in each State			
			CA		WY	
			Insp	Viol Pts	Insp	Viol Pts
TOTALS	2/23*	2/23**	1	13	1	10
1XPBDP9X7LD668542	2	23	1	13	1	10

*<Total number of inspections for these 1 VIN(s)>/n<Total number of inspections for these 2 state(s)>

**<Total severity sum for these 1 VIN(s)>/n<Total severity sum for these 2 state(s)>

Violations By Unit Type ToC

of Violations: 3 Total Severity: 23 based on inspections in the last 2 years

Violation Unit: Driver	# of Violations: 3	Total Severity: 23	% of Total: 100%
Viol. Group: Speeding 4	# of Violations: 2	Total Severity: 20	% of Total: 86.96%
Violation	Number of Occurences	Viol. Severity	Total Severity
392.2SLLS4:State/Local Laws - Speeding 15 or more miles per h	2	10	20
Viol. Group: Misc Violations	# of Violations: 1	Total Severity: 3	% of Total: 13.04%
392.2SLLLR:STATE/LOCAL LAWS - LANE RESTRICTION VIOLATION.	1	3	3



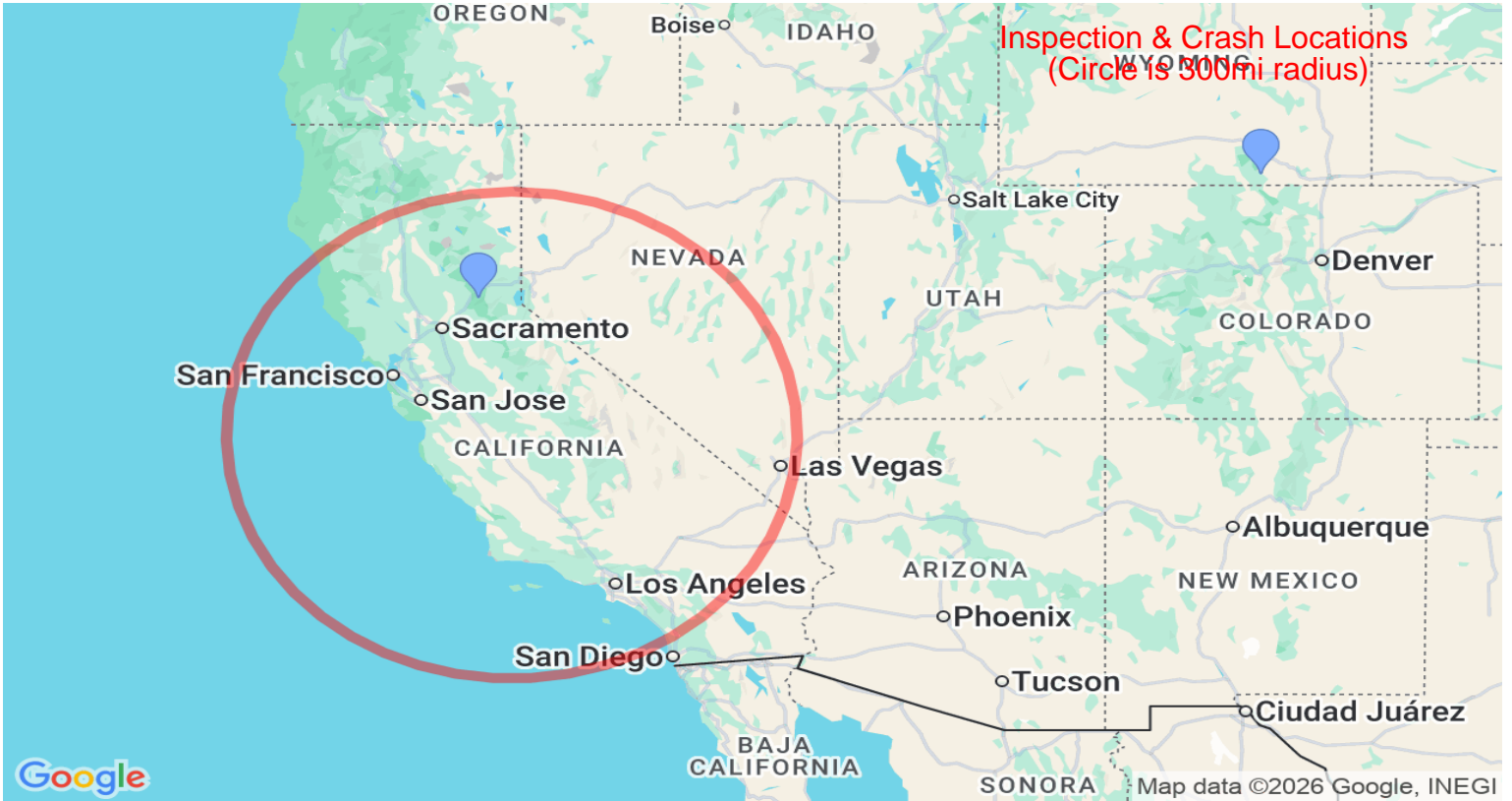
INSPECTION/CRASH MAP ToC

PU Inspection

Trailer Inspection

OOS Inspection

Crash



Equipment Ownership ToC Equipment Ownership (based on MCS-150 dated 1/22/2026)					
	Trucks	Tractors	Trailers	Motor Coaches	Vans
Owned	0	1	0	0	0
Term Leased	0	0	0	0	0
Trip Leased	0	0	0	0	0
Total No.	0	1	0	0	0

Equipment Details Power Units ToC									
VIN	Latest Insp Date	Year	Make	Model	Body Class	Body Type	Axles	Len	Fuel Type
1XPBDP9X7LD668542	09/05/2025	2020	PETERBILT	579	Truck-Tractor	-	-	-	Diesel

Equipment Details Trailers									
VIN	Latest Insp Date	Year	Make	Model	Body Class	Body Type	Axles	Len	Fuel Type
1JJV532B6KL119851	09/05/2025	2019	WABASH	Refrigerated Van	Trailer	Van Trailer	2	53	-



Vehicle Age ToC				
Year	# Power Units	PU Percentage	# Trailers	Trailres Percentage
2020	1	100.00%	0	0.00%
2019	0	0.00%	1	100.00%

Based on 24 months of inspection data, see the live report for more options

States of Power Unit Registrations ToC		
State	CA	WY
Number of Power Units	1	1

Equipment Acquisitions - Table ToC						
	Power Units inspected for 1st time in past 12 months	Power Units inspected for 1st time in past 24 months	Power Units inspected during entire date range	Trailers inspected for 1st time in past 12 months	Trailers inspected for 1st time in past 24 months	Trailers inspected during entire date range
Unique VINs	1	1	1	1	1	1
Unique License Plates	1	1	1	1	1	1
License Plate States	1	1	1	1	1	1

Driver Details ToC Driver Details (based on MCS-150 dated 1/22/2026)			
	Within 100 mi	Beyond 100 mi	TOTAL
# Drivers Interstate	0	1	1
# Drivers Intrastate	0	0	0
TOTAL	0	1	/

Avg. # Trip Lease Drivers/Mo: 0 # Drivers Grand Total: 1 # Drivers Commercially Licensed: 1

Shared VIN Summary [ToC](#)

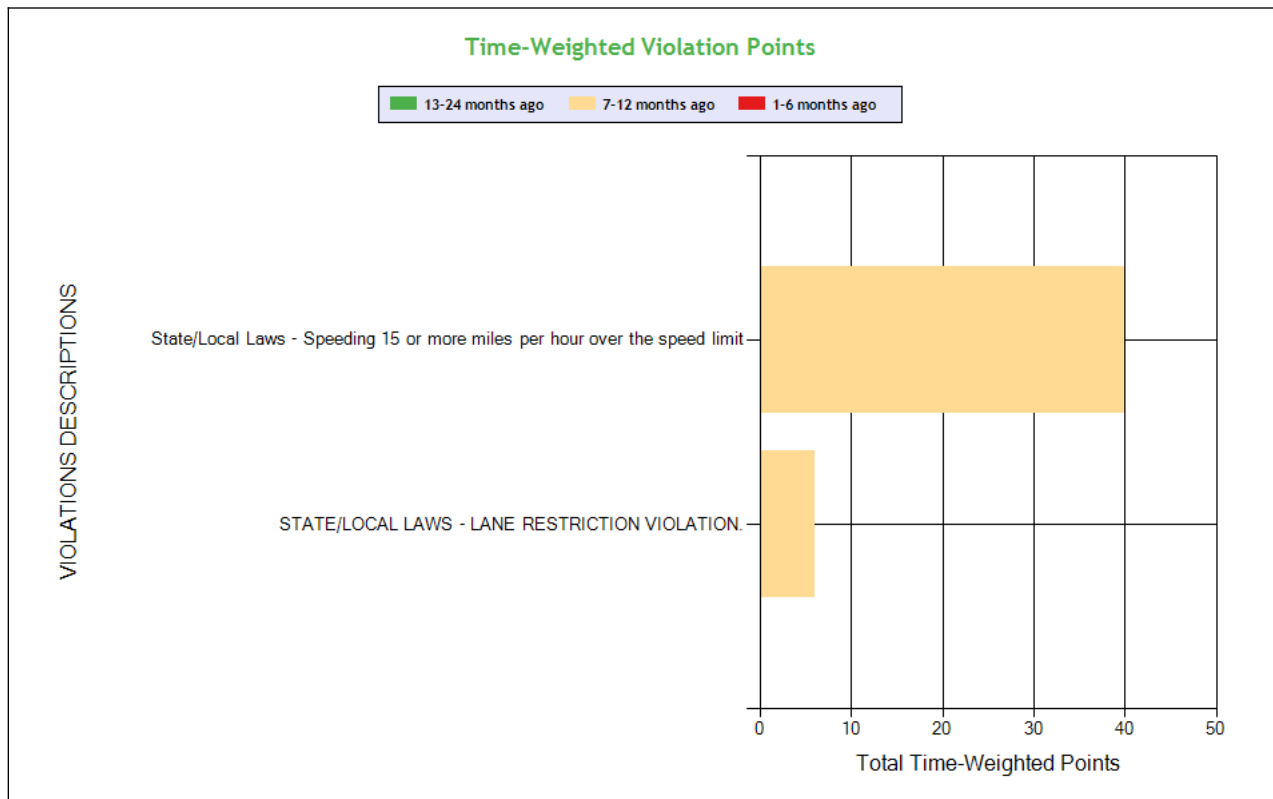
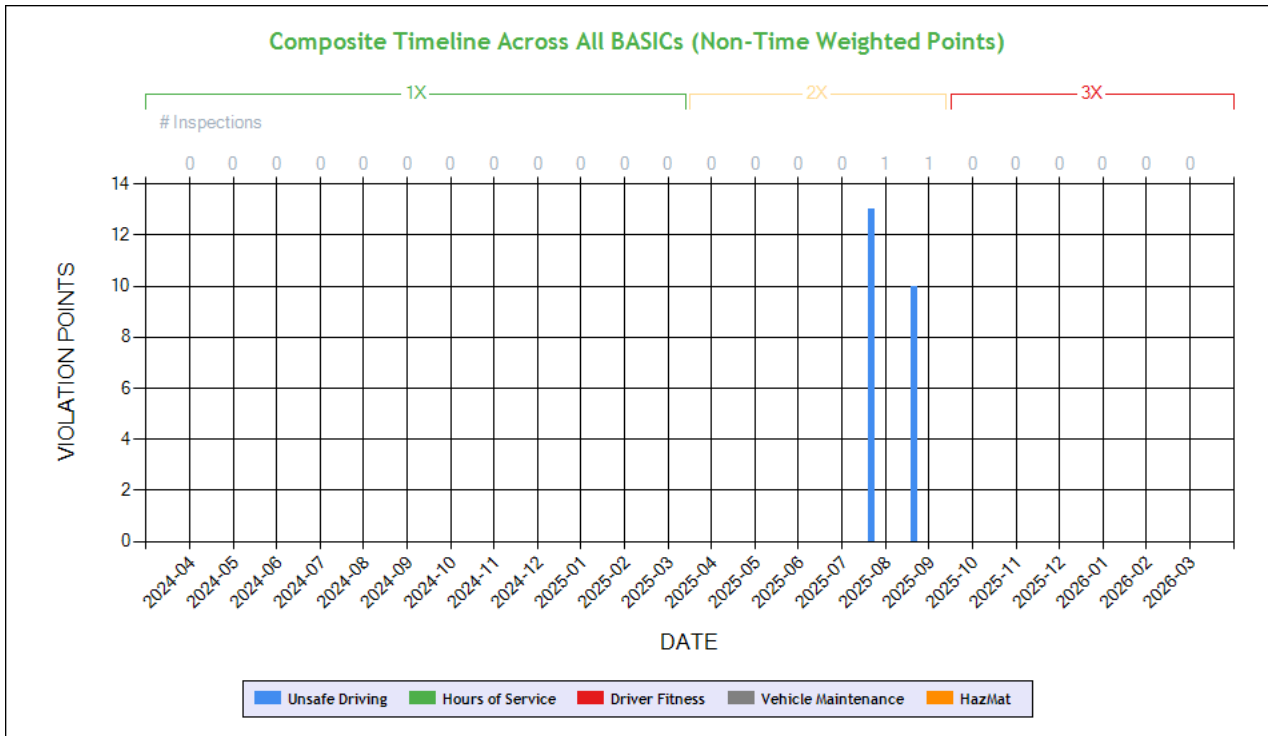
No Data

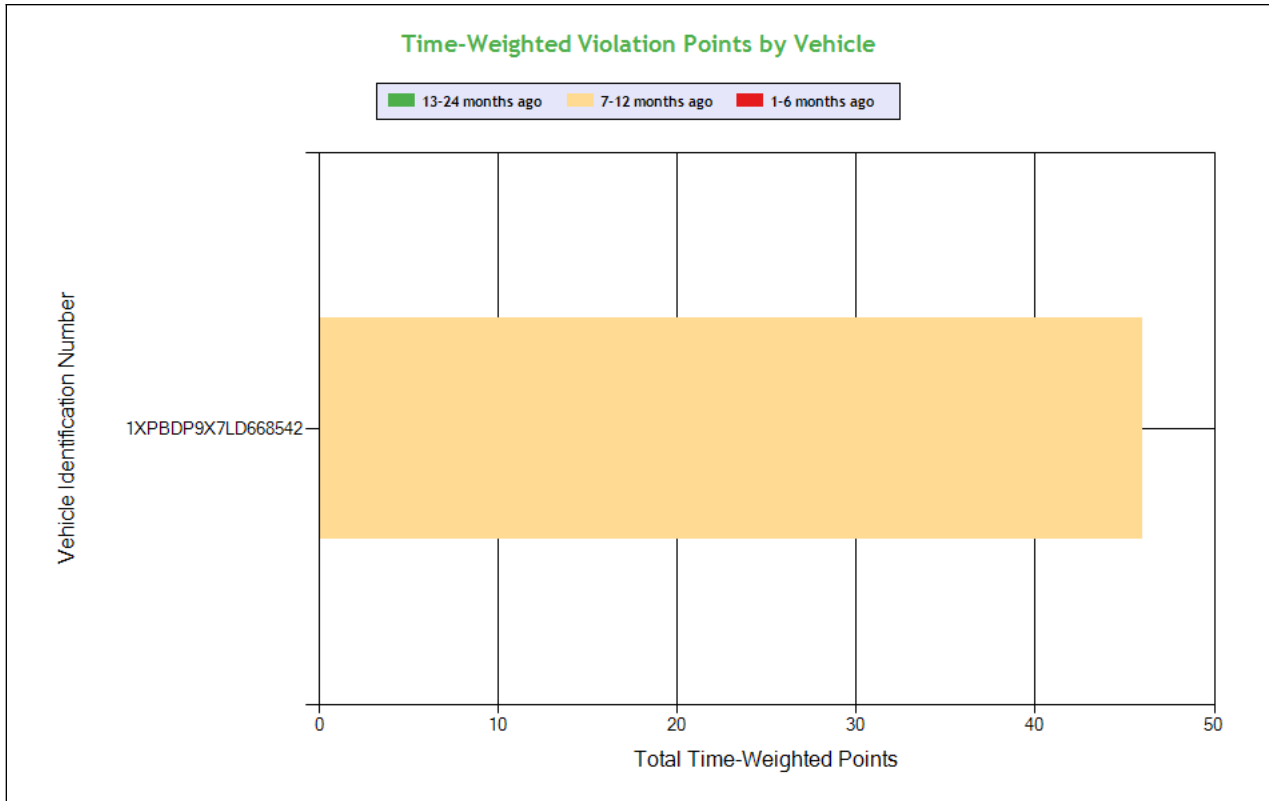
SHIPPERS DETAIL [ToC](#) based on Inspection results for the last 4 years

Shipper Name	Number of Inspections	Shipper Name	Number of Inspections
No Shipper listed	1	COCA COLA NORTH AMERICA	1



Carrier Underwriting Report Safety Summary ToC





See the Excel file for the complete analysis

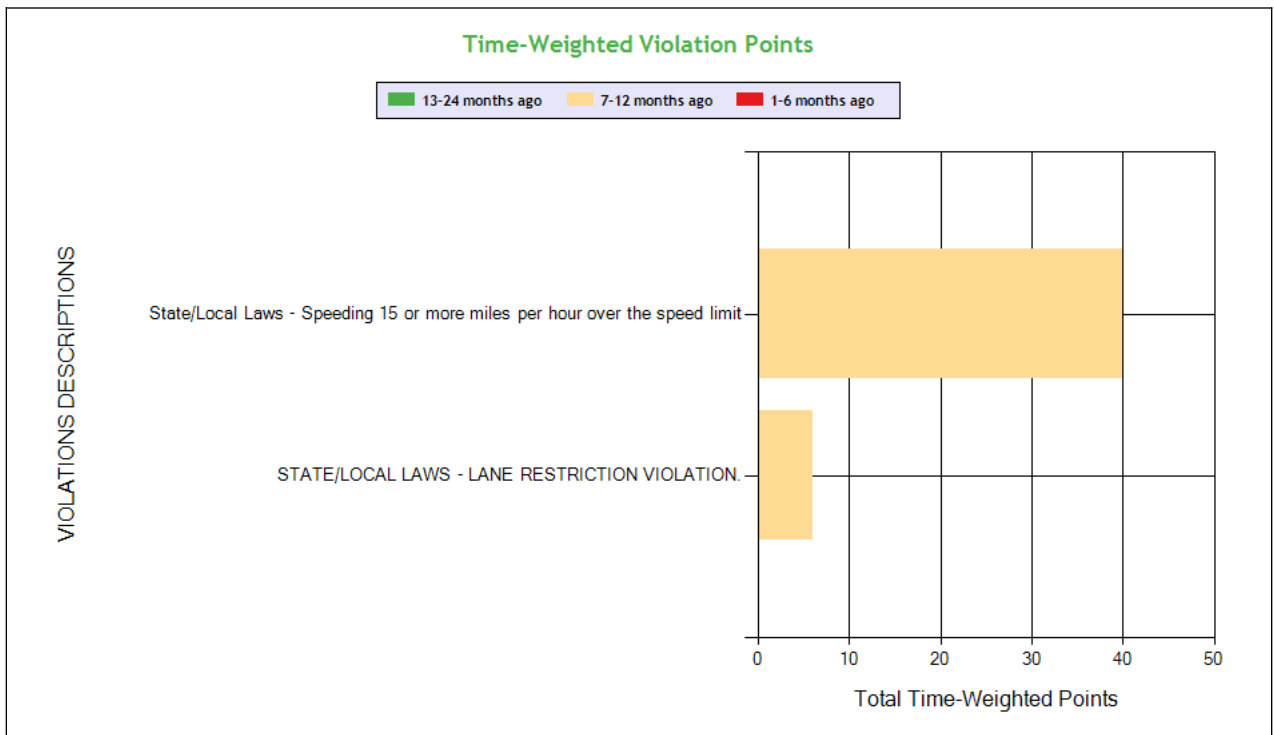
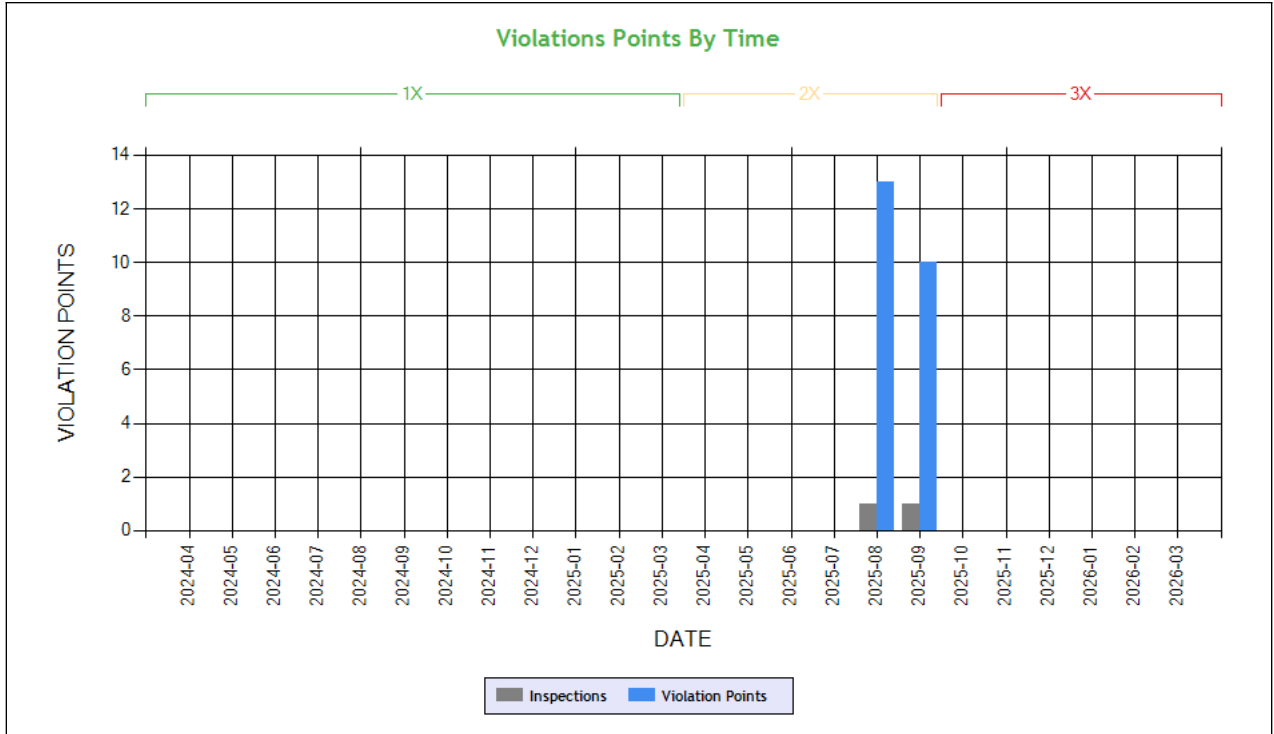
Violations is in (1-6/7-12/13-24mo)

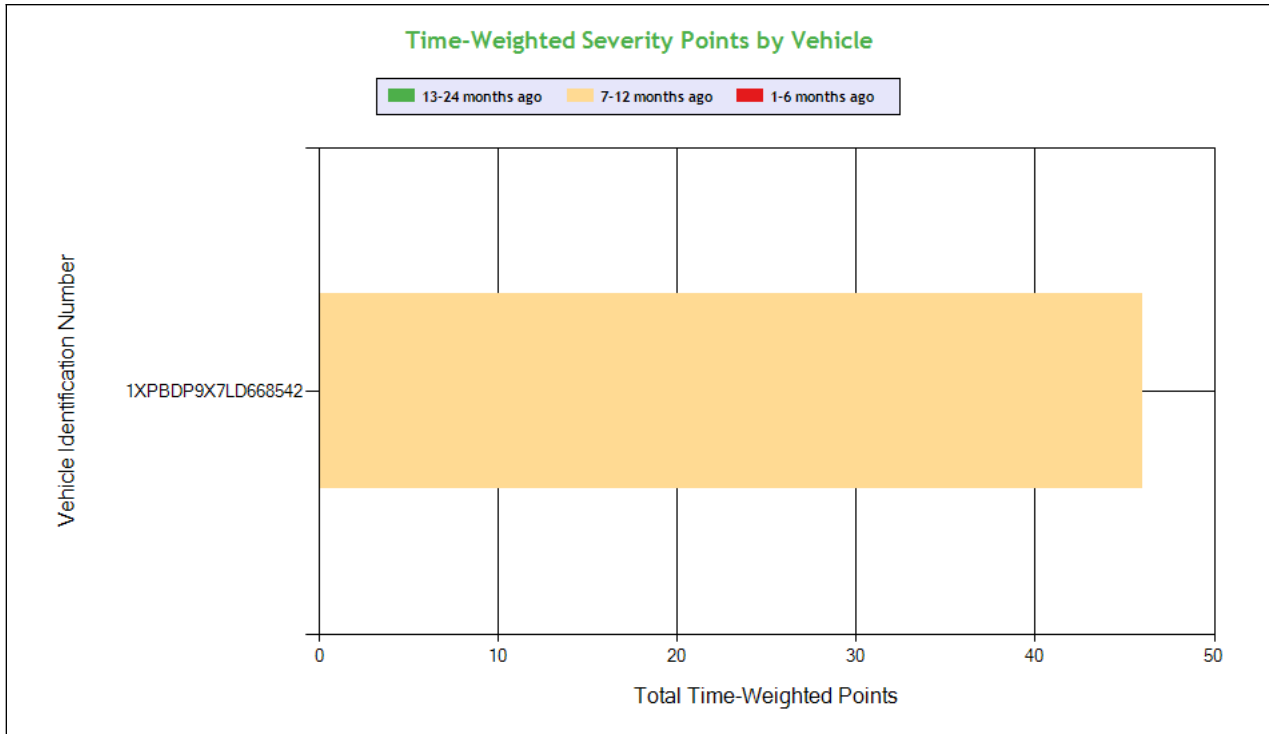
Shaded = Out Of Service Violation				
Violation Group			Speeding 4	Misc Violations
Violation Description	Total Time-weighted Points by VIN	% of Total Time-weighted Points by VIN	State/Local Laws - Speeding 15 or more miles per hour over the speed limit	STATE/LOCAL LAWS - LANE RESTRICTION VIOLATION.
Driver Resp			Yes	Yes
Total Time-weighted Points			40	6
% Total Time-Wt Pts			86.96	13.04
1XPBDP9X7LD668542	46	100	40 (0/2/0)	6 (0/1/0)



SAFETY ANALYSIS ToC

Unsafe Driving





See the Excel file for the complete analysis

Violations is in (1-6/7-12/13-24mo)

Shaded = Out Of Service Violation				
Violation Group			Speeding 4	Misc Violations
Violation Description	Total Time-weighted Points by VIN	% of Total Time-weighted Points by VIN	State/Local Laws - Speeding 15 or more miles per hour over the speed limit	STATE/LOCAL LAWS - LANE RESTRICTION VIOLATION.
Driver Resp			Yes	Yes
Total Time-weighted Points			40	6
% Total Time-Wt Pts			86.96	13.04
1XPBDP9X7LD668542	46	100	40 (0/2/0)	6 (0/1/0)

HOS Compliance

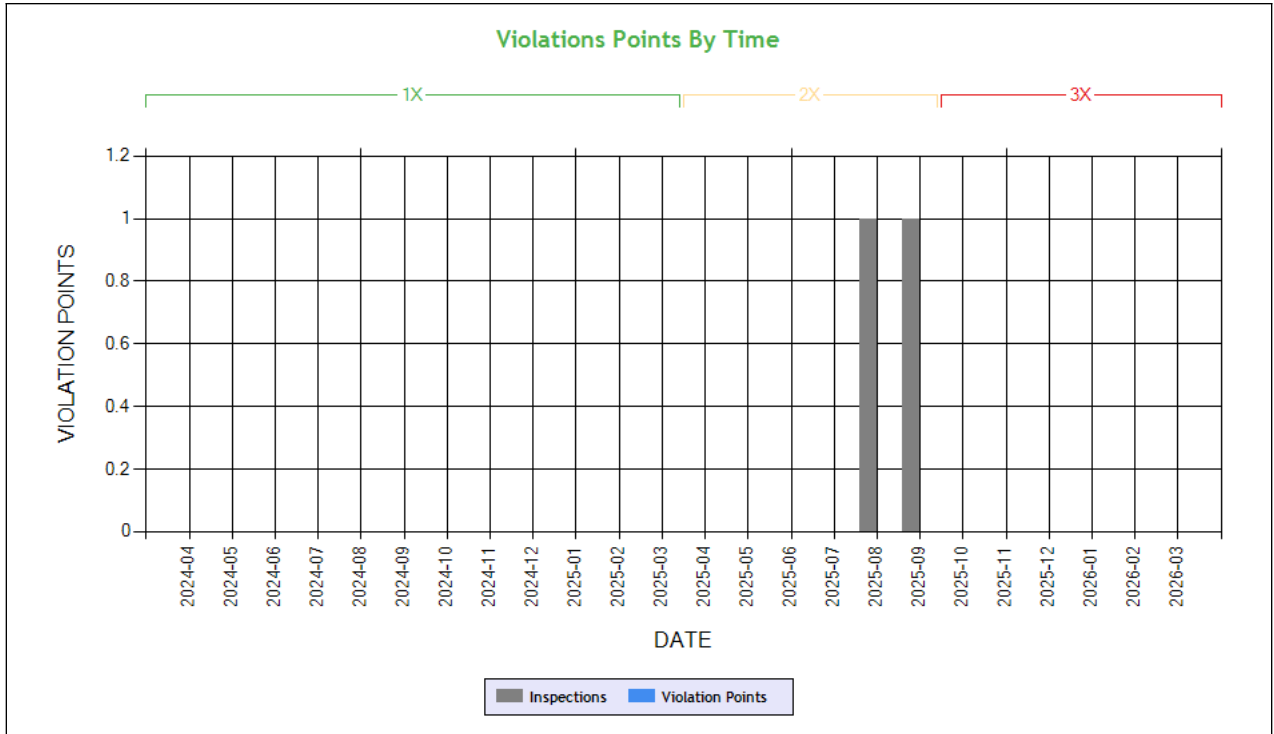
Time-Weighted Violation Points - no data available to draw a chart

Time-Weighted Severity Points by Vehicle - no data available to draw a chart

See the Excel file for the complete analysis

Violations is in (1-6/7-12/13-24mo)

Shaded = Out Of Service Violation		
Violation Group		



Carrier Software
 1-800-646-5152
 info@CarrierSoftware.com

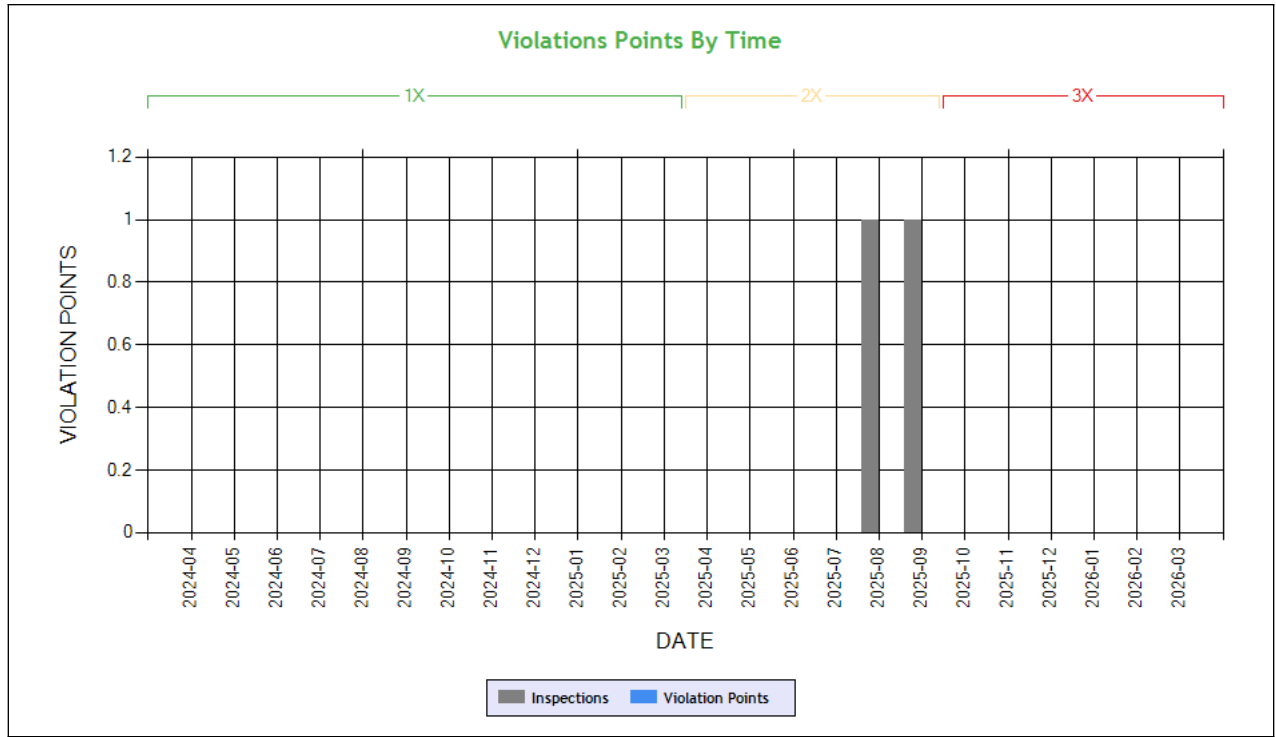
CONFIDENTIAL - Intended for use by Amerigo Insurance Agency - Date: 5/4/2026

WMK TRANSLINK INC - DOT# 4367784 / MC1710231

Violation Description	Total Time-weighted Points by VIN	% of Total Time-weighted Points by VIN
Driver Resp		
Total Time-weighted Points		
% Total Time-Wt Pts		



Driver Fitness



Time-Weighted Violation Points - no data available to draw a chart

Time-Weighted Severity Points by Vehicle - no data available to draw a chart

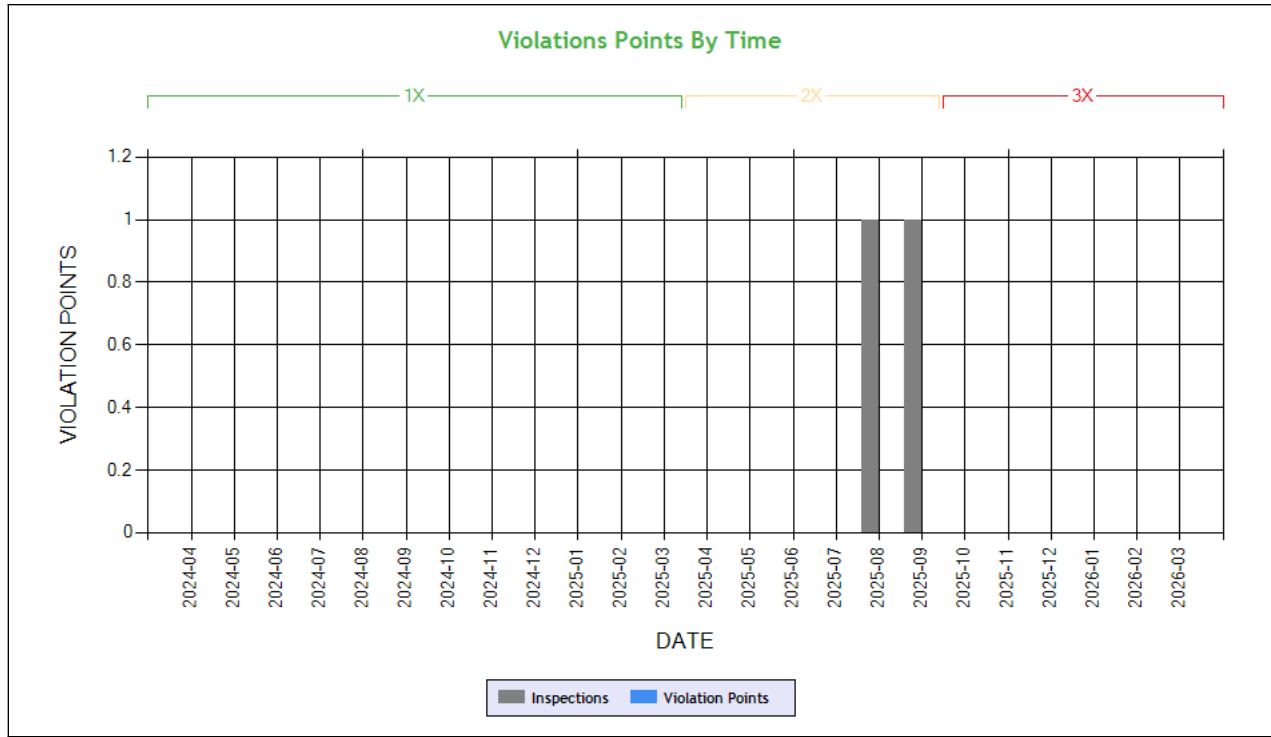
See the Excel file for the complete analysis

Violations is in (1-6/7-12/13-24mo)

Shaded = Out Of Service Violation		
Violation Group		
Violation Description	Total Time-weighted Points by VIN	% of Total Time-weighted Points by VIN
Driver Resp		
Total Time-weighted Points		
% Total Time-Wt Pts		



Vehicle Maintenance



Time-Weighted Violation Points - no data available to draw a chart

Time-Weighted Severity Points by Vehicle - no data available to draw a chart

See the Excel file for the complete analysis

Violations is in (1-6/7-12/13-24mo)

Shaded = Out Of Service Violation		
Violation Group		
Violation Description	Total Time-weighted Points by VIN	% of Total Time-weighted Points by VIN
Driver Resp		
Total Time-weighted Points		
% Total Time-Wt Pts		

COLOR CODED CRASH TABLE ToC

No crashes have been reported by the DOT on this Motor Carrier

INSPECTIONS WITH SHARED EQUIPMENT:

No Data



LEGEND
Vehicle Information
Inspection for DOT # being analyzed
Inspection for Different DOT #
Crash Information for specific VIN

INSPECTION DETAILS for ALL Inspections

PDF shows the first 100 Power Unit & Trailer VINs with most recent inspections using data from the last 4 years

POWER UNIT Inspections Section

VIN: 1XPBDP9X7LD668542		Unit: Truck Tractor		Year: 2020	Make: PETERBILT		
DOT No: 4367784		Docket No: MC1710231		Name: WMK TRANSLINK INC		Interstate: Yes	
Date	Unit License	Unit Lic State	Violation Unit	Violation Description	Severity	OOS	Citation
09/05/2025	ZP50317	CA	D	392.2SLLS4 - State/Local Laws - Speeding 15 or more miles per hour over the speed limit	10	No	WHP389939A B
08/28/2025	ZP50317	CA	D	392.2SLLS4 - State/Local Laws - Speeding 15 or more miles per hour over the speed limit	10	No	
08/28/2025	ZP50317	CA	D	392.2SLLLR - STATE/LOCAL LAWS - LANE RESTRICTION VIOLATION.	3	No	RT96247
DOT No: 3209034		Docket No: MC1001690		Name: TRANSX LTD		Interstate: Yes	
Date	Unit License	Unit Lic State	Violation Unit	Violation Description	Severity	OOS	Citation
10/09/2024	PAT9370	MN	-	-	-	-	-
09/24/2024	PAT9370	MN	1	393.75A3 - Tire -flat and/or audible air leak	8	Yes	
09/24/2024	PAT9370	MN	1	393.75A1 - Tire -ply or belt material exposed	8	Yes	
10/16/2023	PAT9370	MN	D	395.24D - Eld Cannot Transfer Eld Records Electronically	0	No	
10/16/2023	PAT9370	MN	D	392.2SLEWA1 - State/Local Laws - Excessive Weight - 1-2500 Lbs Over On An Axle/Axle Groups.	0	No	1SCO2310160 7324
10/16/2023	PAT9370	MN	D	395.22H2 - Driver failing to maintain ELD instruction sheet	1	No	
07/26/2022		MN	-	-	-	-	-

TRAILER Inspections Section

VIN: 1XPBDP9X7LD668542		Unit: Truck Tractor		Year: 2020	Make: PETERBILT		
DOT No: 4367784		Docket No: MC1710231		Name: WMK TRANSLINK INC		Interstate: Yes	
Date	Unit License	Unit Lic State	Violation Unit	Violation Description	Severity	OOS	Citation
09/05/2025	ZP50317	CA	D	392.2SLLS4 - State/Local Laws - Speeding 15 or more miles per hour over the speed limit	10	No	WHP389939A B
08/28/2025	ZP50317	CA	D	392.2SLLS4 - State/Local Laws - Speeding 15 or more miles per hour over the speed limit	10	No	
08/28/2025	ZP50317	CA	D	392.2SLLLR - STATE/LOCAL LAWS - LANE RESTRICTION VIOLATION.	3	No	RT96247
DOT No: 3209034		Docket No: MC1001690		Name: TRANSX LTD		Interstate: Yes	



Date	Unit License	Unit Lic State	Violation Unit	Violation Description	Severity	OOS	Citation
10/09/2024	PAT9370	MN	-	-	-	-	-
09/24/2024	PAT9370	MN	1	393.75A3 - Tire -flat and/or audible air leak	8	Yes	
09/24/2024	PAT9370	MN	1	393.75A1 - Tire -ply or belt material exposed	8	Yes	
10/16/2023	PAT9370	MN	D	395.24D - Eld Cannot Transfer Eld Records Electronically	0	No	
10/16/2023	PAT9370	MN	D	392.2SLLEWA1 - State/Local Laws - Excessive Weight - 1-2500 Lbs Over On An Axle/Axle Groups.	0	No	1SCO2310160 7324
10/16/2023	PAT9370	MN	D	395.22H2 - Driver failing to maintain ELD instruction sheet	1	No	
07/26/2022		MN	-	-	-	-	-

Inspection Summary By Month (based on inspections from the last 4 years) ToC						
Year-Month	Number of Inspections	Number of Power Units	Total Violations	Total OOS Inspections	Total Severity Points	Number of Crashes
2025-09	1	1	1	0	10	0
2025-08	1	1	2	0	13	0

Note: The most recent month's counts may not include all the inspections for that month.

VIN Inspection Violation Details ToC									
# of VINs: 1 # of Insp: 2 Severity Weight: 23 Avg. Weight/VIN: 11.5 (based on inspections in the last 4 years, showing top 50 VINs inspected most recently)									
VIN 1XPBDP9X7LD668542		# of Inspections: 2		Total Severity: 23		Percentage of Total: 100.00%		Avg. Weight Per Inspection: 11.5	
Inspection Date	Inspection ID	Inspection State	Location Description	Total Severity	# of Violations	Shipper Name	Inspection Level	Post Accident	Out of Service
09/05/2025	85712882	WY	317 I 80 W	10	1	COCA COLA NORTH AMERICA	3	No	No
BASIC		Unit Type		Severity		Description		Out of Service	
Unsafe Driving		Truck Tractor		10		392.2SLLS4:State/Local Laws - Speeding 15 or more miles per h		No	
Inspection Date	Inspection ID	Inspection State	Location Description	Total Severity	# of Violations	Shipper Name	Inspection Level	Post Accident	Out of Service
08/28/2025	85636903	CA	I-80WB E/O PENRYN	13	2		3	No	No
BASIC		Unit Type		Severity		Description		Out of Service	
Unsafe Driving		Truck Tractor		10		392.2SLLS4:State/Local Laws - Speeding 15 or more miles per h		No	
Unsafe Driving		Truck Tractor		3		392.2SLLL:STATE/LOCAL LAWS - LANE RESTRICTION VIOLATION.		No	

Inspection History ToC							
Inspection Date	Report Number	Report State	PU VIN	TR VIN	Severity Weight	Time Weight	
09/05/2025	TEDS000114	WY	1XPBDP9X7LD668542 - Truck Tractor	1JVV532B6KL119851 - Semi Trailer		2	
Power Unit Violation - Unsafe Driving Violation: 392.2SLLS4 - State Speeding over 15 mph					10		
08/28/2025	UEV6004686	CA	1XPBDP9X7LD668542 - Truck Tractor	1JVV532B6KL119851 - Semi Trailer		2	
Power Unit Violation - Unsafe Driving Violation: 392.2SLLL - STATE/LOCAL LAWS - LANE RESTRICTION VIOLATION.					3		
Power Unit Violation - Unsafe Driving Violation: 392.2SLLS4 - State Speeding over 15 mph					10		

Only the first 20 inspections are shown. See the live report for more data.

Crash Hot Spots ToC					
State	Level 1 (lowest crash frequency)	Level 2	Level 3	Level 4	Level 5 (highest crash frequency)
California	0	1	0	0	0
Wyoming	0	0	0	0	1
Total	0	1	0	0	1

Company Level: 4



Equipment and Driver Details ToC						
MCS-150 Date	Equipment (Owned/Leased/Trip)			Driver Details		
	Tractors	Straight Trucks	Trailers	CDL's	Interstate	Intrastate
01/22/2026	1/0/0	0/0/0	0/0/0	1	1	0
08/12/2025	1/0/0	0/0/0	0/0/0	1	1	0
02/25/2025	1/0/0	0/0/0	0/0/0	1	0	0

Chameleon ToC
Something went wrong while generating Chameleon