



Table of Contents

1. Overview	2. BASIC Scores History
3. BASIC Measures	4. KPI: BASIC Measures by Cargo Group
5. Estimated ISS Score	6. Investigation Results
7. Penalties History	8. Acute Critical Violations
9. Red Flag Violation Details	10. DOT Registration Information
11. DOT MCS-150 History	12. Crash Summary
13. Inspection Summary	14. KPI: Inspection Viol OOS Rates by Cargo Group
15. FHWA Registration Information	16. FHWA Insurance Information
17. FHWA Authorities	18. Severe Violations
19. Violation Report	20. Violation Summary
21. Violation Enforcement Chronology	22. Inspection Violations & OOS Counts
23. Radius Of Operation	24. Inspection & Crash Locations
25. Cargo Hot Spots	26. Inspection Violations & OOS Chronology
27. Percent of Insp & Crash by State	28. VIN Insp Summary by State
29. Violations By Unit Type	30. Inspection/Crash Map
31. Equipment Ownership	32. Equipment Details
33. Vehicle Age	34. States of Power Unit Registrations
35. Equipment Acquisitions	36. Driver Details
37. Shared VIN Summary	38. Shipper Table
39. Safety Summary	40. Safety Details
41. Crash Detail Color Coded PDF	42. Inspections with Shared Equipment
43. Inspection Tabular Details	44. Inspection Summary By Month
45. VIN Inspection Violation Details	46. Inspection History
47. Crash Hot Spots	48. DOT MCS-150 History Equipment and Driver Details
49. Chameleon	



Business Address

1657 SOUTHPOINTE DR
YUBA CITY, CA
95991

Contact Info

(530)-329-9296
ITSAMERICANTRUCKINGINC@GMAIL.COM

FHWA Address

1657 SOUTHPOINTE DR
YUBA CITY,CA,95991
Phone:(530)-329-9296

Mailing Address

1657 SOUTHPOINTE DR
YUBA CITY, CA
95991-7325

Overview [ToC](#)

Operating Status: AUTHORIZED FOR Property
2 other companies viewed this DOT in the past two months
Crash/PU ratio: 0.0%
Clean Inspection ratio: 50.0%

Estimated BASIC Scores (as of 3/27/2026)

	Unsafe Driving	Hours of Service	Driver Fitness	Controlled Sub. and Alcohol	Vehicle Maintenance	HM Compliance	Crash
Relative Scores	[~64%]	[~31%]	0%	0%	0%	0%	0%

Bracketed scores are approximated scores if requirements were met. Actual score is 0.

Alert Status	No	No	No	No	No	No	No
---------------------	----	----	----	----	----	----	----



Estimated Inspection Selection System (ISS) Score: 74
Category: Optional Inspect

* The Estimated ISS score is based on Insufficient Data Algorithm *

BASIC Scores History - Unsafe Driving [ToC](#)

There are no Scores for this BASIC

BASIC Scores History - Hours of Service [ToC](#)

There are no Scores for this BASIC

BASIC Scores History - Driver Fitness [ToC](#)

There are no Scores for this BASIC

BASIC Scores History - Controlled Substance [ToC](#)

There are no Scores for this BASIC



BASIC Scores History - Vehicle Maintenance ToC

There are no Scores for this BASIC

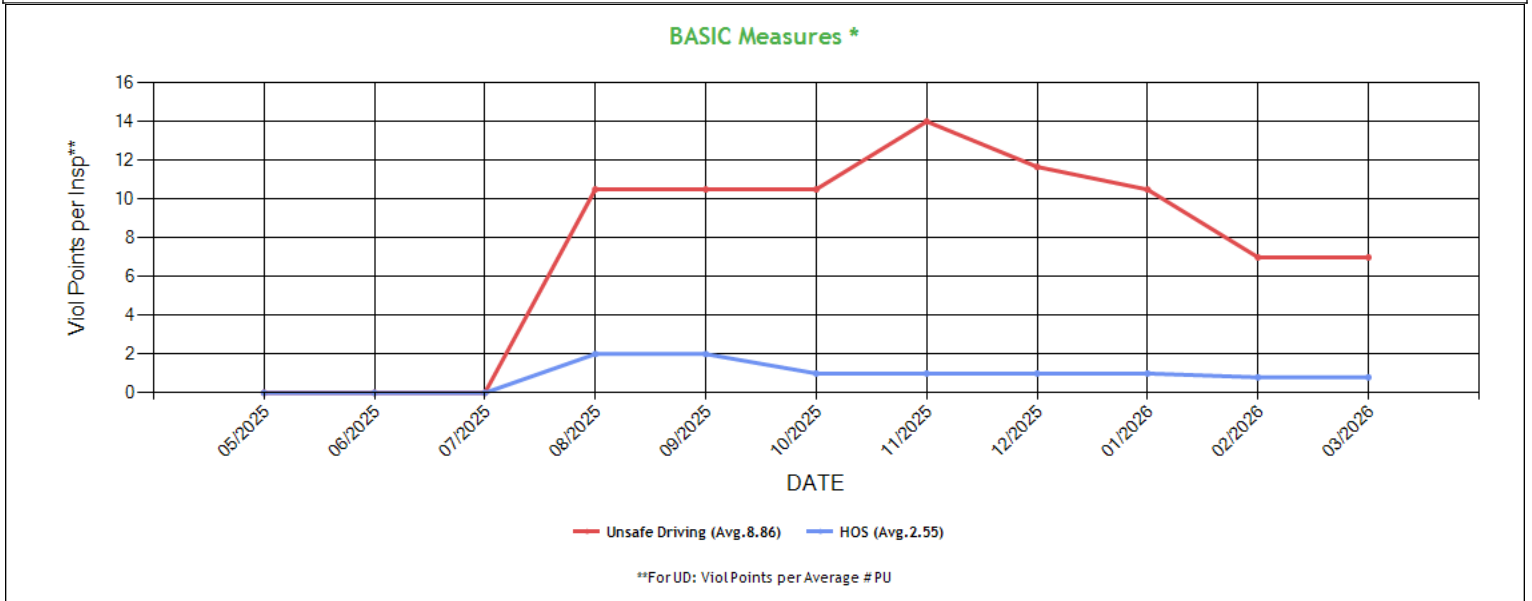
BASIC Scores History - Crash ToC

There are no Scores for this BASIC

BASIC Scores History - Hazmat ToC

There are no Scores for this BASIC

BASIC Measures: Violation Points per Inspection Trends ToC



* BASIC Measures are the absolute SMS scores that are compared within each Safety Event Group to determine the BASIC Score percentiles. Averages based on fleets with 1-5 power units.



BASIC Measures * - Table ToC

UD-Unsafe Driving, HOS-Hours of Service, DF-Driver Fitness, CS-Controlled Substances, VM-Vehicle Maintenance

Date	UD Measure	UD AC	UD with Viol	HOS Measure	HOS AC	HOS with Viol	DF Measure	DF AC	DF with Viol	CS Measure	CS AC	CS with Viol	VM Measure	VM AC	VM with Viol
03/2026	6.99	N	1	0.80	N	1	0.00	N	0	0.00	N	0	0.00	N	0
02/2026	6.99	N	1	0.80	N	1	0.00	N	0	0.00	N	0	0.00	N	0
01/2026	10.49	N	1	1.00	N	1	0.00	N	0	0.00	N	0	0.00	N	0
12/2025	11.66	N	1	1.00	N	1	0.00	N	0	0.00	N	0	0.00	N	0
11/2025	14.00	N	1	1.00	N	1	0.00	N	0	0.00	N	0	0.00	N	0
10/2025	10.50	N	1	1.00	N	1	0.00	N	0	0.00	N	0	0.00	N	0
09/2025	10.50	N	1	2.00	N	1	0.00	N	0	0.00	N	0	0.00	N	0
08/2025	10.50	N	1	2.00	N	1	0.00	N	0	0.00	N	0	0.00	N	0
07/2025	0.00	N	0	0.00	N	0	0.00	N	0	0.00	N	0	0.00	N	0
06/2025	0.00	N	0	0.00	N	0	0.00	N	0	0.00	N	0	0.00	N	0
05/2025	0.00	N	0	0.00	N	0	0.00	N	0	0.00	N	0	0.00	N	0

* BASIC Measures are the absolute SMS scores that are compared within each Safety Event Group to determine the BASIC Score percentiles.

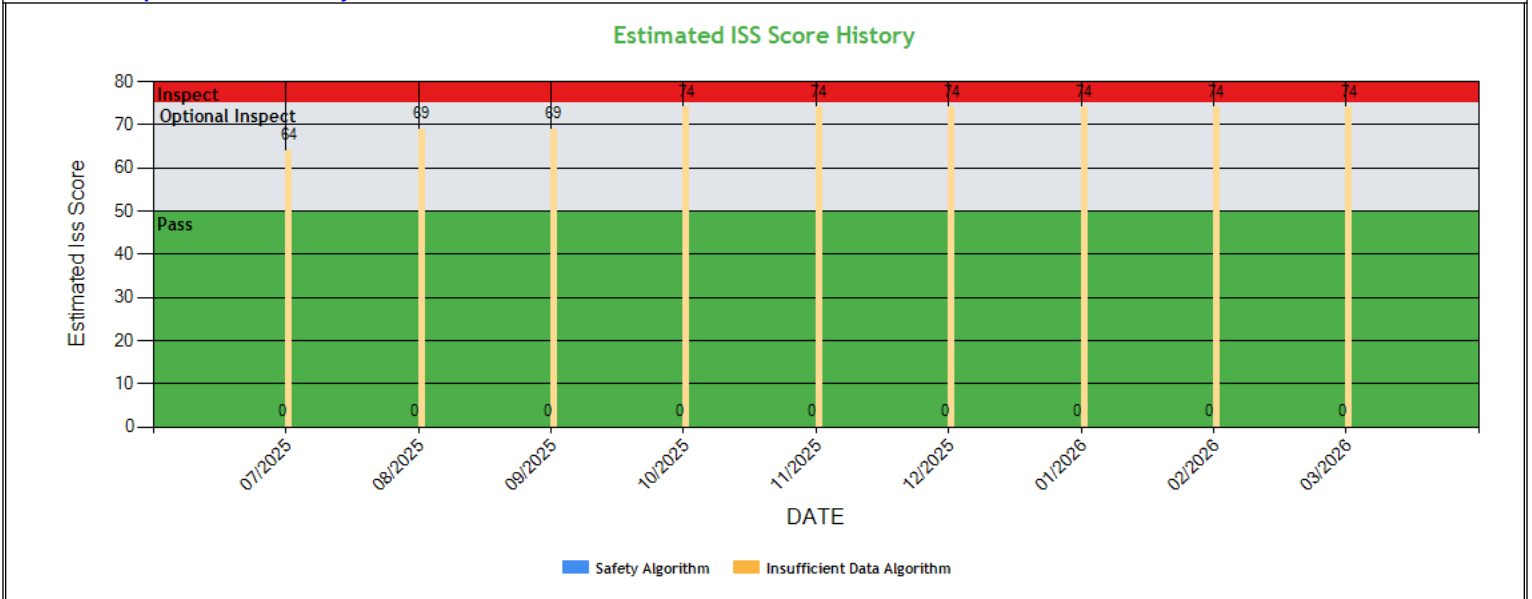
KPI: BASIC Measures by Fleet Size and Cargo Group ToC

Fleet Size: 1-5 PUs

Cargo Group (Companies)	Unsafe Driving		Hours of Service		Driver Fitness		Controlled Substance		Vehicle Maintenance		HM Compliance		Crash	
	Avg.	Comp. to Avg.	Avg.	Comp. to Avg.	Avg.	Comp. to Avg.	Avg.	Comp. to Avg.	Avg.	Comp. to Avg.	Avg.	Comp. to Avg.	Avg.	Comp. to Avg.
General Freight (483011)	0.75	Worse	0.20	Worse	0.22	Better	0.01	Better	1.89	Better	0.01	Better	0.06	Better
ITS AMERICAN TRUCKING INC	6.99		0.80		0.00		0.00		0.00		0.00		0.00	

Estimated ISS Score History - Chart ToC

About the Inspection Selection System





Estimated ISS Score History - Table ToC

Date	Estimated ISS Score	Recommendation	Algorithm
03/27/2026	74	Optional Inspect	Insufficient Data Algorithm
02/27/2026	74	Optional Inspect	Insufficient Data Algorithm
01/30/2026	74	Optional Inspect	Insufficient Data Algorithm
12/26/2025	74	Optional Inspect	Insufficient Data Algorithm
11/28/2025	74	Optional Inspect	Insufficient Data Algorithm
10/31/2025	74	Optional Inspect	Insufficient Data Algorithm
09/26/2025	69	Optional Inspect	Insufficient Data Algorithm
08/29/2025	69	Optional Inspect	Insufficient Data Algorithm
07/25/2025	64	Optional Inspect	Insufficient Data Algorithm
06/30/2025	63	Optional Inspect	Insufficient Data Algorithm
05/31/2025	63	Optional Inspect	Insufficient Data Algorithm

Investigation Results ToC

No Investigations reported on FMCSA website

Penalties History ToC

There is a problem with the Penalties data on FMCSA website.

Acute Critical Violations (Based on Investigations as per CSA Methodology Appendix A) ToC

No Data

No red flag violations in the last 24 months

DOT Registration Information: The following information on this specific DOT # is from the Federal DOT (as of Operating Authority

DOT Registration: 05/14/2025		Total Power Units: 2	Total Trucks: 2	Total Trailers: 2	Total Passenger Vehicles: 0
Status	Entity Type	Organization Type	Nation	Total Cars	
A	C	-	US	0	
MCS-150 Date	Drivers / CDL Drivers	Op Codes	Shipper Op Codes	Shipper HazMat Op Codes	
12/04/2025	4* / 0	A			
MCS-150 Mileage (Year)	Latest Review Type	Latest Review Document Number (Date)	Record Update Date	Transports Hazmats	
160,125 (2025)		()	12/04/2025	N	
MCS-151 Mileage	DOT Census Date	Recordable Accident Rate	Preventable Accident Rate	Safety Rating (Date)	
0		0%	0%	None (None)	
Classification Codes		Cargo Carried (per MCS-150)			
Authorized-For-Hire		General Freight			

DOT MCS-150 History ToC

(as of 12/11/2025 DOT census)

Census Date	MCS-150 Date	MCS-150 Mileage	VMT Year	Power Units	Drivers	Trailers	Company Rep1	Company Rep2	Email
12/11/2025	12/4/2025	160125	2025	2	4	-	PARAMPREET SINGH		ITSAMERICANTRUCKINGINC@GMAIL.COM
7/18/2025	7/14/2025	1	2025	2	4	-	PARAMPREET SINGH		ITSAMERICANTRUCKINGINC@GMAIL.COM
5/19/2025	5/14/2025	0		1	1	-	PARAMPREET SINGH		ITSAMERICANTRUCKINGINC@GMAIL.COM



Crash Summary Chart ToC Crashes Summary - Chart (based on all available crash data)

No Data

Crashes Summary - Table (based on all available crash data) ToC

	TOTAL	Last 6 months	7-12 months	13-18 months	19-24 months	25-30 months	30-36 months	37-41 months	42-48 months	Over 49 months
Total Reportable	0	0	0	0	0	0	0	0	0	0
Fatalities	0	0	0	0	0	0	0	0	0	0
Injuries	0	0	0	0	0	0	0	0	0	0
Tow Away	0	0	0	0	0	0	0	0	0	0
With Citations	0	0	0	0	0	0	0	0	0	0
Federal Recordable	0	0	0	0	0	0	0	0	0	0
Preventable	0	0	0	0	0	0	0	0	0	0
Crash per Pwr Unit	-	0.0%	0.0%	0.0%	0.0%	0.0%	0.0%	0.0%	0.0%	-

Inspection Summary ToC

The following inspection information is based on results for 24 months prior to: 05/11/2026. Please note that the total inspections number is not necessarily the total of the vehicle, driver and hazmat inspections, as one inspection may have included any combination of the below inspections.

Overall	Vehicle	Driver	Hazmat
<p><i>(Please note that the total inspections number is not necessarily the total of the vehicle, driver and hazmat inspections, as one inspection may have included any combination of the below inspections)</i></p> <p>Total Inspections: 2 Total Out of Service: 0</p> <p>Out of Service: 0% National Average: 21.36% Difference: -21.36%</p>	<p>Total Inspections: 0 Total Out of Service: 0</p> <p>Out of Service: 0.00% National Average: 25.3% Difference: -25.3%</p>	<p>Total Inspections: 2 Total Out of Service: 0</p> <p>Out of Service: 0.00% National Average: 7% Difference: -7%</p>	<p>Total Inspections: 0 Total Out of Service: 0</p> <p>Out of Service: 0.00% National Average: 2.17% Difference: -2.17%</p>

KPI: Inspection Viol OOS Rates by Cargo Group ToC

Cargo Group	OVERALL		VEHICLE		DRIVER		HAZMAT	
	Average	Compared to Average	Average	Compared to Average	Average	Compared to Average	Average	Compared to Average
General Freight	29.81%	Better	25.53%	Better	13.79%	Better	0.17%	Better
ITS AMERICAN TRUCKING INC	0%		0%		0%		0%	

FHWA Registration Information: The following data on this Motor Carrier is from the Federal Hwy Administration (as of 4/28/2026)

Docket Number	DOT Number	Company Name	DBA Name	Address	City	State	Country	ZIP Code
MC1732063	4409552	ITS AMERICAN TRUCKING INC		1657 SOUTHPOINTE DR	YUBA CITY	CA	US	95991
Phone Number	Fax Number	Mail Address	Mail City	Mail State	Mail Contry	Mail ZIP Code	Mail Phone Number	Mail Fax Number
(530)-329-9296		1657 SOUTHPOINTE DR	YUBA CITY	CA	US	95991-7325		
Date of Last Change	Freight	Passenger	Household Goods	Active Authority	Pending Authority	Revocation Pending Authority		
4/28/2026	Y	N	N	/ Common /	/	/ Common /		



Insurance Required (as of 04/28/2026) ToC			
Docket Number	Insurance Type	Insurance Required	Insurance on File
MC1732063	BIPD	\$750k	\$750k
MC1732063	Cargo	No	No
MC1732063	Bond	No	No

Active / Pending Insurance (as of 04/28/2026)										
Docket Number	Form	Type	Insurance Carrier	Policy/Surety	Coverage From	Coverage To	Required	On File	Effective Date	Cancel Date
MC1732063	91X	BIPD/Primary	KNIGHT SPECIALTY INSURANCE COMPANY	TIECA003802-00	\$0k	\$750k	\$750k	\$750k	05/22/2025	05/22/2026

Insurance History (as of 04/28/2026)
 No Data for Insurance History (as of 04/28/2026)

FHWA Authorities (as of 04/28/2026) ToC								
Docket#	L&I Name	Active Authority	Inactive Authority	Pending Authority	Revocation Pending Authority	Freight	Passenger	Household Goods
MC1732063	ITS AMERICAN TRUCKING INC	Common /			Common /	Yes	No	No

Authority History (as of 04/28/2026)				
Docket Number	Sub	Auth Type	Original Action	Disposition
MC1732063		COMMON	GRANTED 6/4/2025 12:00:00 AM	

Severe Violations (i.e. those with >= 8 points) - Chart ToC
 No Data

Severe Violations (i.e. those with >= 8 points) - Table
 No Data



Violation Report ToC						
Inspection Date	Inspection State	BASIC	Violation Description	OOS	VIN	Severity Points
10/20/2025	WY	Vehicle Maintenance	393.9AHLH - LIGHTING - HEADLAMP(S) FAIL TO OPERATE ON LOW AND HIGH BEAM.	No	1XPBD49X7MD753185 (PU)	6
08/09/2025	MO	Hours-Of-Service	395.22GELDMFV - HOS (ELD) - A PORTABLE ELD IS NOT MOUNTED IN A FIXED POSITION AND VISIBLE TO THE DRIVER WHEN SEATED IN THE NORMAL DRIVING POSITION.	No	1XPBD49X7MD753185 (PU)	1
08/09/2025	MO	Hours-Of-Service	395.22H4ELDBRODS - HOS (ELD) - IN-VEHICLE INFORMATION - FAILING TO HAVE A SUPPLY OF BLANK DRIVER'S RECORDS OF DUTY STATUS GRAPH-GRIDS SUFFICIENT TO RECORD THE DRIVER'S DUTY STATUS A	No	1XPBD49X7MD753185 (PU)	1
08/09/2025	MO	Unsafe Driving	392.2SLLS3 - State/Local Laws - Speeding 11-14 miles per hour over the speed limit	No	1XPBD49X7MD753185 (PU)	7

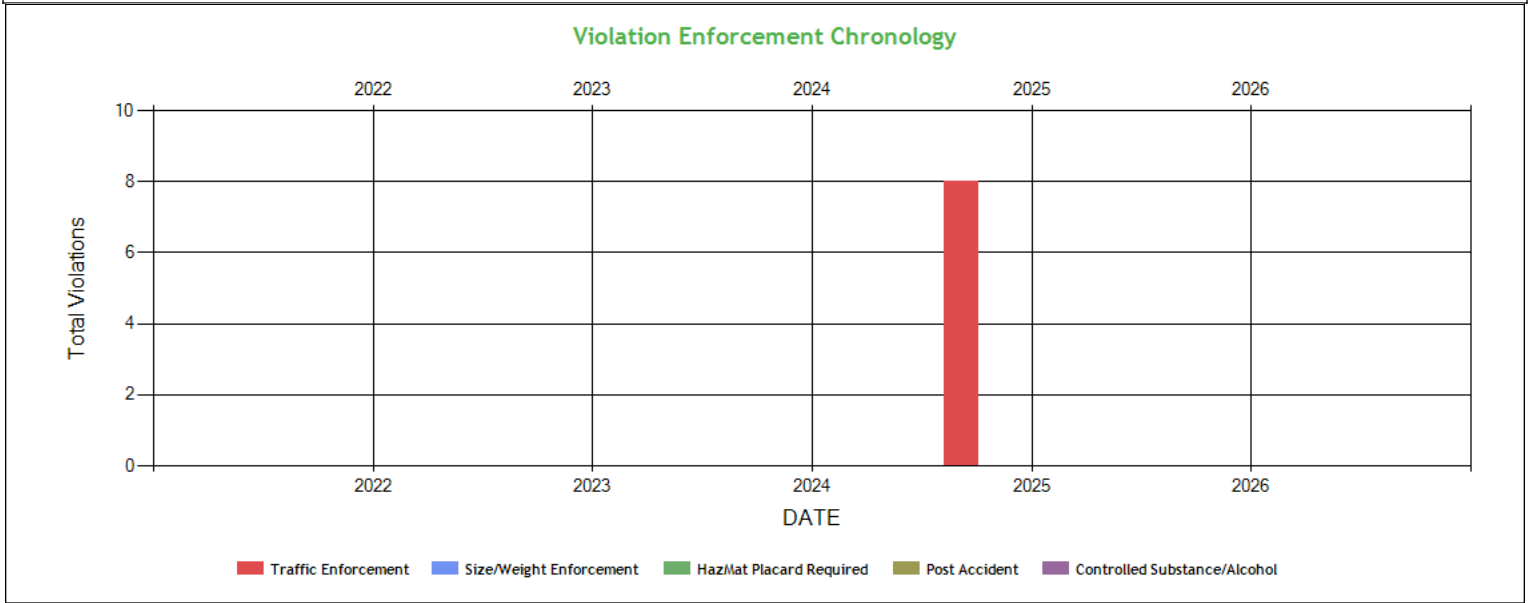
No filters were applied when generating this report, see the live report for more options.

Violation Summary ToC						
BASIC	Violation Group	Code	Description	# of Violations	# of OOS Violations	Severity Points
Unsafe Driving	Speeding 3	392.2SLLS3	State/Local Laws - Speeding 11-14 miles per hour over the speed limit	1	0	7
Vehicle Maintenance	Lighting	393.9AHLH	LIGHTING - HEADLAMP(S) FAIL TO OPERATE ON LOW AND HIGH BEAM.	1	0	6
Hours-Of-Service (HOS) Compliance	EOBR Related	395.22H4ELDBRODS	HOS (ELD) - IN-VEHICLE INFORMATION - FAILING TO HAVE A SUPPLY OF BLANK DRIVER'S RECORDS OF DUTY STATUS GRAPH-GRIDS SUFFICIENT TO RECORD THE DRIVER'S DUTY STATUS A	1	0	1
Hours-Of-Service (HOS) Compliance	EOBR Related	395.22GELDMFV	HOS (ELD) - A PORTABLE ELD IS NOT MOUNTED IN A FIXED POSITION AND VISIBLE TO THE DRIVER WHEN SEATED IN THE NORMAL DRIVING POSITION.	1	0	1

No filters were applied when generating this report, see the live report for more options.



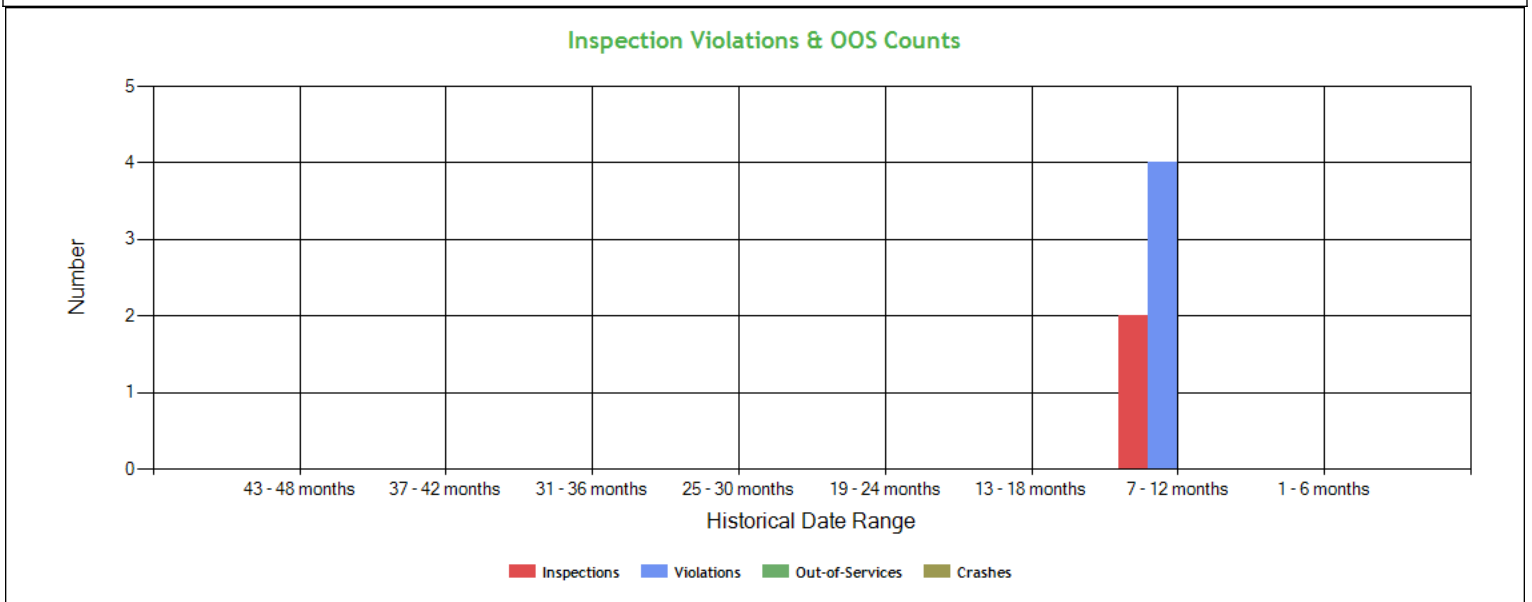
Violation Enforcement Chronology - Chart ToC



Violation Enforcement Chronology - Table ToC

	2022	2023	2024	2025	2026
Traffic Enforcement	0	0	0	8	0
Size/Weight Enforcement	0	0	0	0	0
HazMat Placard Required	0	0	0	0	0
Post Accident	0	0	0	0	0
Controlled Substance/Alcohol	0	0	0	0	0

Inspection Violations & OOS Counts - Chart ToC



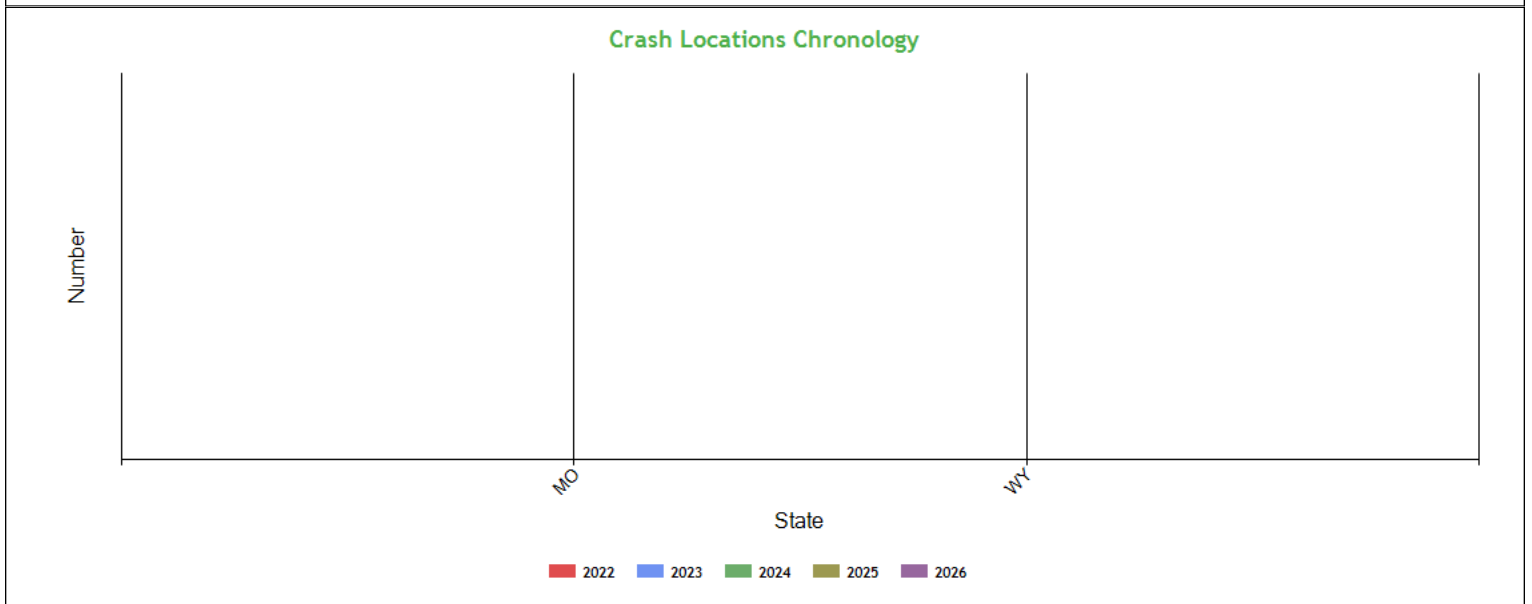
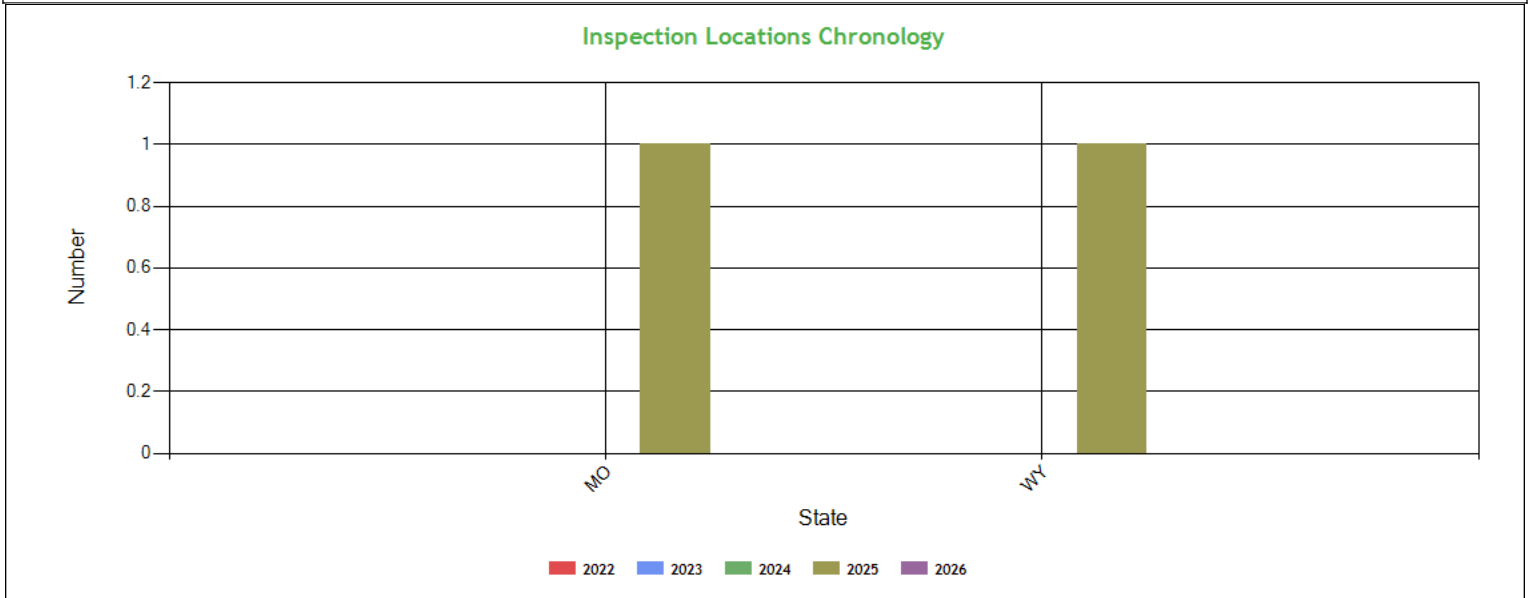


Inspection Violations & OOS Counts - Table ToC				
Date Range	Inspections	Violations	Out-of-Services	Crashes
TOTAL	2	4	0	0
1 - 6 months	0	0	0	0
7 - 12 months	2	4	0	0
13 - 18 months	0	0	0	0
19 - 24 months	0	0	0	0
25 - 30 months	0	0	0	0
31 - 36 months	0	0	0	0
37 - 42 months	0	0	0	0
43 - 48 months	0	0	0	0

Radius of Operation (based on Inspections and Crashes during the past 3 years) ToC								
	Total	Drive between 0 and 50 miles radius	Drive between 51 and 200 miles radius	Drive between 201 and 300 miles radius	Drive between 301 and 400 miles radius	Drive between 401 and 500 miles radius	Drive between 501 and 600 miles radius	Drive beyond 600 miles radius
Power Units (i.e. unique VINs)	1	0	0	0	0	0	0	1
Percent	100%	0%	0%	0%	0%	0%	0%	100%



Inspection & Crash Locations - Chart ToC



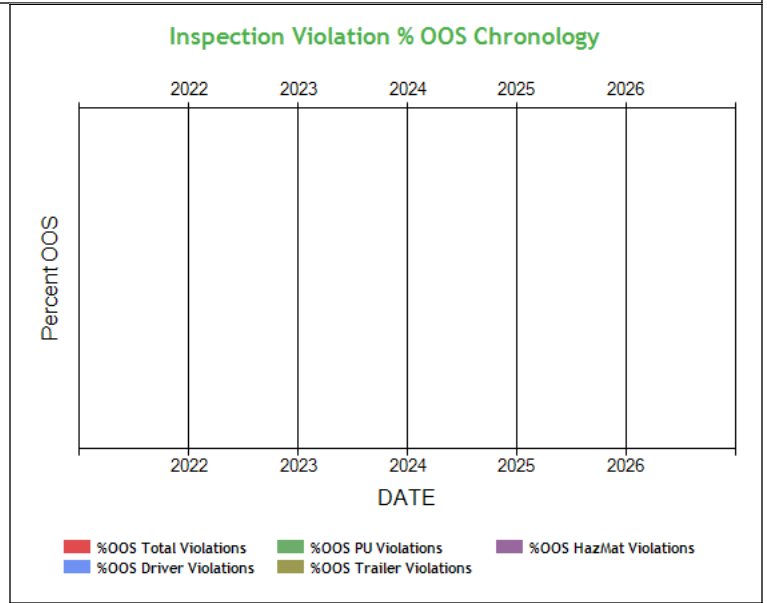
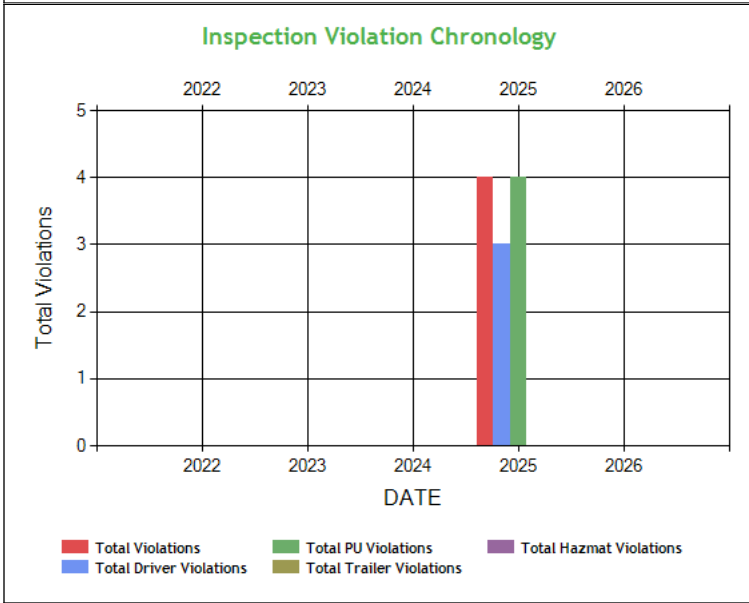
Inspection & Crash Locations - Table ToC

State	Inspections					Violations					Out-of-Services					Crashes				
	2022	2023	2024	2025	2026	2022	2023	2024	2025	2026	2022	2023	2024	2025	2026	2022	2023	2024	2025	2026
TOTAL	0	0	0	2	0	0	0	0	4	0	0	0	0	0	0	0	0	0	0	0
MO	0	0	0	1	0	0	0	0	3	0	0	0	0	0	0	0	0	0	0	0
WY	0	0	0	1	0	0	0	0	1	0	0	0	0	0	0	0	0	0	0	0

No hot spot data in the last 12 months



Inspection Violation % OOS Chronology - Chart ToC

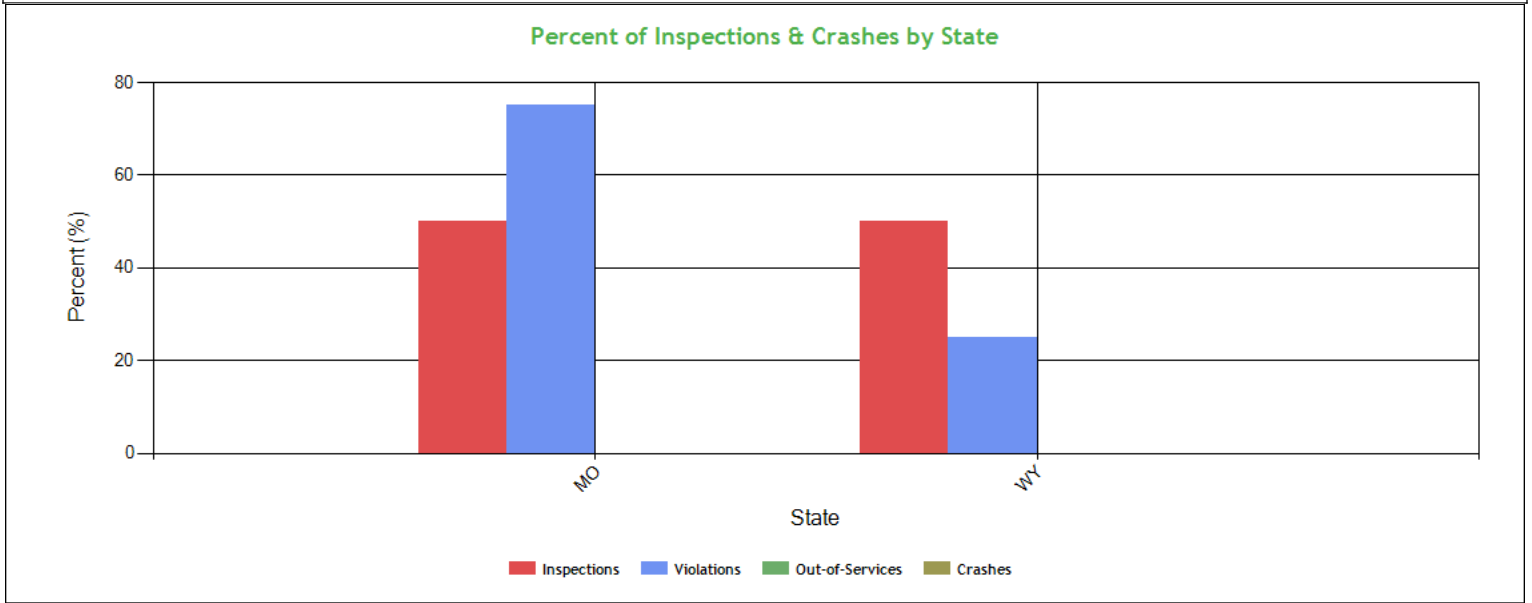


Inspection Violation % OOS Chronology - Table ToC

	2022	2023	2024	2025	2026
Total Violations	0	0	0	4	0
Total Out Of Services	0	0	0	0	0
%OOS Total Violations	0	0	0	0	0
Total Driver Violations	0	0	0	3	0
Total Driver Out Of Services	0	0	0	0	0
%OOS Driver Violations	0	0	0	0	0
Total PU Violations	0	0	0	4	0
Total PU Out Of Services	0	0	0	0	0
%OOS PU Violations	0	0	0	0	0
Total Trailer Violations	0	0	0	0	0
Total Trailer Out Of Services	0	0	0	0	0
%OOS Trailer Violations	0	0	0	0	0
Total Hazmat Violations	0	0	0	0	0
Total Hazmat Out Of Services	0	0	0	0	0
%OOS HazMat Violations	0	0	0	0	0



Percent of Insp & Crash by State - Chart ToC



Percent of Insp & Crash by State - Table (based on inspection data from the last 4 years) ToC

State	Inspections		Violations		Out-of-Services		Crashes	
	Total	Percent	Total	Percent	Total	Percent	Total	Percent
	2	100	4	100	0	100	0	100
MO	1	50	3	75	0	0	0	0
WY	1	50	1	25	0	0	0	0

VIN Insp Summary by State (based on inspection from the last 2 years) ToC

VIN	Insp	Viol Pts	Counts in each State			
			MO		WY	
			Insp	Viol Pts	Insp	Viol Pts
TOTALS	2/15*	2/15**	1	9	1	6
1XPBD49X7MD753185	2	15	1	9	1	6

*<Total number of inspections for these 1 VIN(s)>/n<Total number of inspections for these 2 state(s)>

**<Total severity sum for these 1 VIN(s)>/n<Total severity sum for these 2 state(s)>

Violations By Unit Type ToC

of Violations: 4 Total Severity: 15 based on inspections in the last 2 years

Violation Unit: Driver	# of Violations: 3	Total Severity: 14	% of Total: 93.33%
Viol. Group: Speeding 3	# of Violations: 1	Total Severity: 7	% of Total: 46.67%
Violation	Number of Occurrences	Viol. Severity	Total Severity
392.2SLLS3:State/Local Laws - Speeding 11-14 miles per hour o	1	7	7
Viol. Group: Lighting	# of Violations: 1	Total Severity: 6	% of Total: 40%
393.9AHLH:LIGHTING - HEADLAMP(S) FAIL TO OPERATE ON LOW AND	1	6	6
Viol. Group: EOBR Related	# of Violations: 1	Total Severity: 1	% of Total: 6.67%
395.22GELDMFV:HOS (ELD) - A PORTABLE ELD IS NOT MOUNTED IN A FIX	1	1	1
Violation Unit: Power Unit	# of Violations: 1	Total Severity: 1	% of Total: 6.67%
Viol. Group: EOBR Related	# of Violations: 1	Total Severity: 1	% of Total: 6.67%
Violation	Number of Occurrences	Viol. Severity	Total Severity
395.22H4ELDBRODS:HOS (ELD) - IN-VEHICLE INFORMATION - FAILING TO HA	1	1	1



Carrier Software
1-800-646-5152
info@CarrierSoftware.com

**CONFIDENTIAL - Intended for use by Amerigo Insurance Agency - Date:
5/12/2026**

ITS AMERICAN TRUCKING INC - DOT# 4409552 / MC1732063



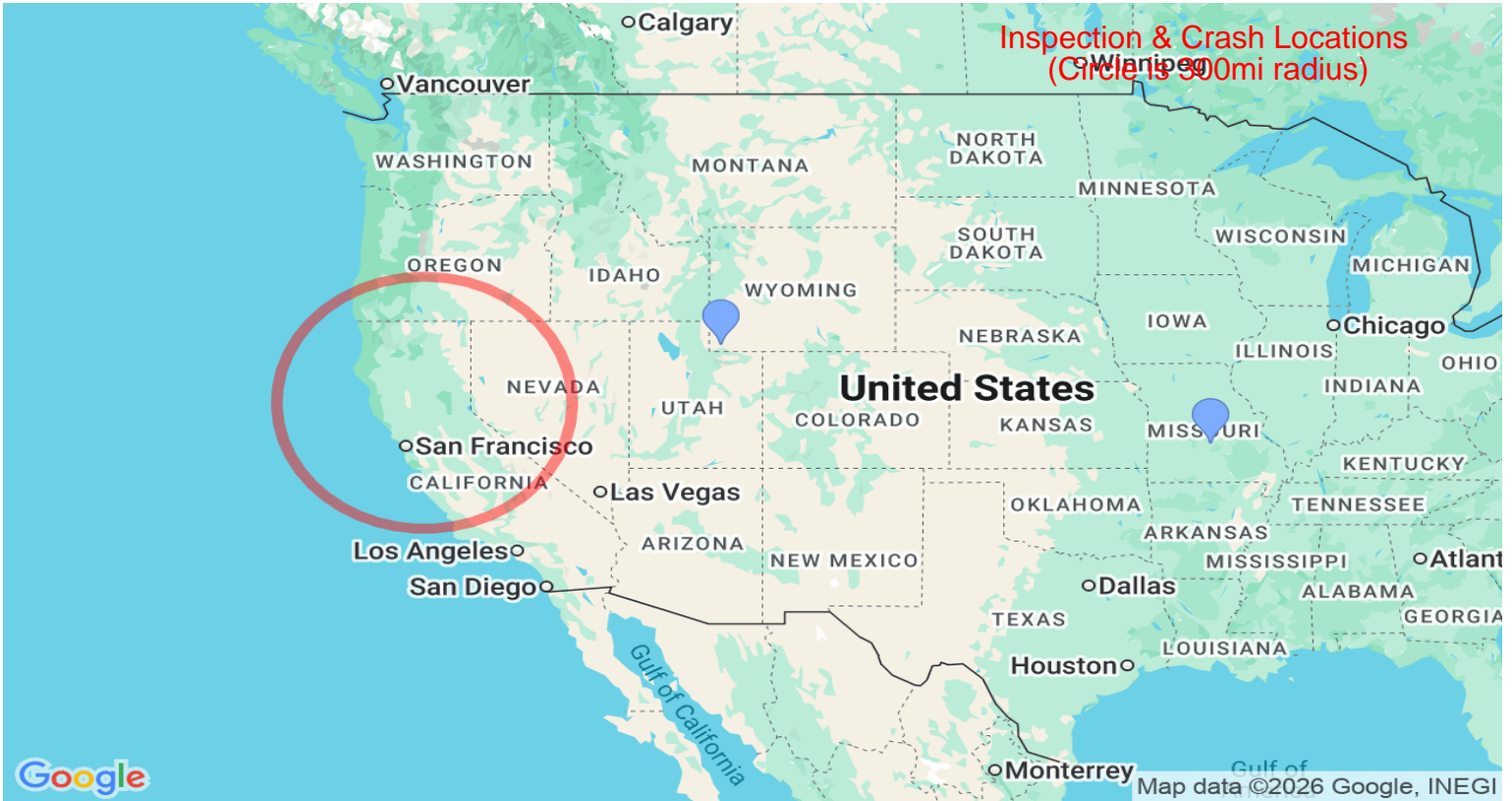
INSPECTION/CRASH MAP ToC

PU Inspection

Trailer Inspection

OOS Inspection

Crash



Equipment Ownership ToC Equipment Ownership (based on MCS-150 dated 12/4/2025)					
	Trucks	Tractors	Trailers	Motor Coaches	Vans
Owned	0	2	2	0	0
Term Leased	0	0	0	0	0
Trip Leased	0	0	0	0	0
Total No.	0	2	2	0	0

Equipment Details Power Units ToC									
VIN	Latest Insp Date	Year	Make	Model	Body Class	Body Type	Axles	Len	Fuel Type
1XPBD49X7MD 753185	10/20/2025	2021	PETERBILT	579	Truck-Tractor	-	-	-	Diesel

Equipment Details Trailers									
VIN	Latest Insp Date	Year	Make	Model	Body Class	Body Type	Axles	Len	Fuel Type
1DW1R532XLE A41941	10/20/2025	2020	STOUGHTON TRAILERS	Stoughton trailers	Trailer	-	2	53	-



1UYVS2530K26 24906	08/09/2025	2019	UTILITY TRAILER MANUFACTURER	Utility Trailer Manufacturer	Trailer	Van Trailer	2	53	-
-----------------------	------------	------	------------------------------	------------------------------	---------	-------------	---	----	---

Vehicle Age ToC

Year	# Power Units	PU Percentage	# Trailers	Trailres Percentage
2021	1	100.00%	0	0.00%
2020	0	0.00%	1	50.00%
2019	0	0.00%	1	50.00%

Based on 24 months of inspection data, see the live report for more options

States of Power Unit Registrations ToC

State	MO	WY
Number of Power Units	1	1

Equipment Acquisitions - Table ToC

	Power Units inspected for 1st time in past 12 months	Power Units inspected for 1st time in past 24 months	Power Units inspected during entire date range	Trailers inspected for 1st time in past 12 months	Trailers inspected for 1st time in past 24 months	Trailers inspected during entire date range
Unique VINs	1	0	0	2	0	0
Unique License Plates	1	0	0	2	0	0
License Plate States	1	0	0	2	0	0

Driver Details ToC Driver Details (based on MCS-150 dated 12/4/2025)

	Within 100 mi	Beyond 100 mi	TOTAL
# Drivers Interstate	0	4	4
# Drivers Intrastate	0	0	0
TOTAL	0	4	/

Avg. # Trip Lease Drivers/Mo: 0 # Drivers Grand Total: 4 # Drivers Commercially Licensed: 0

Shared VIN Summary ToC

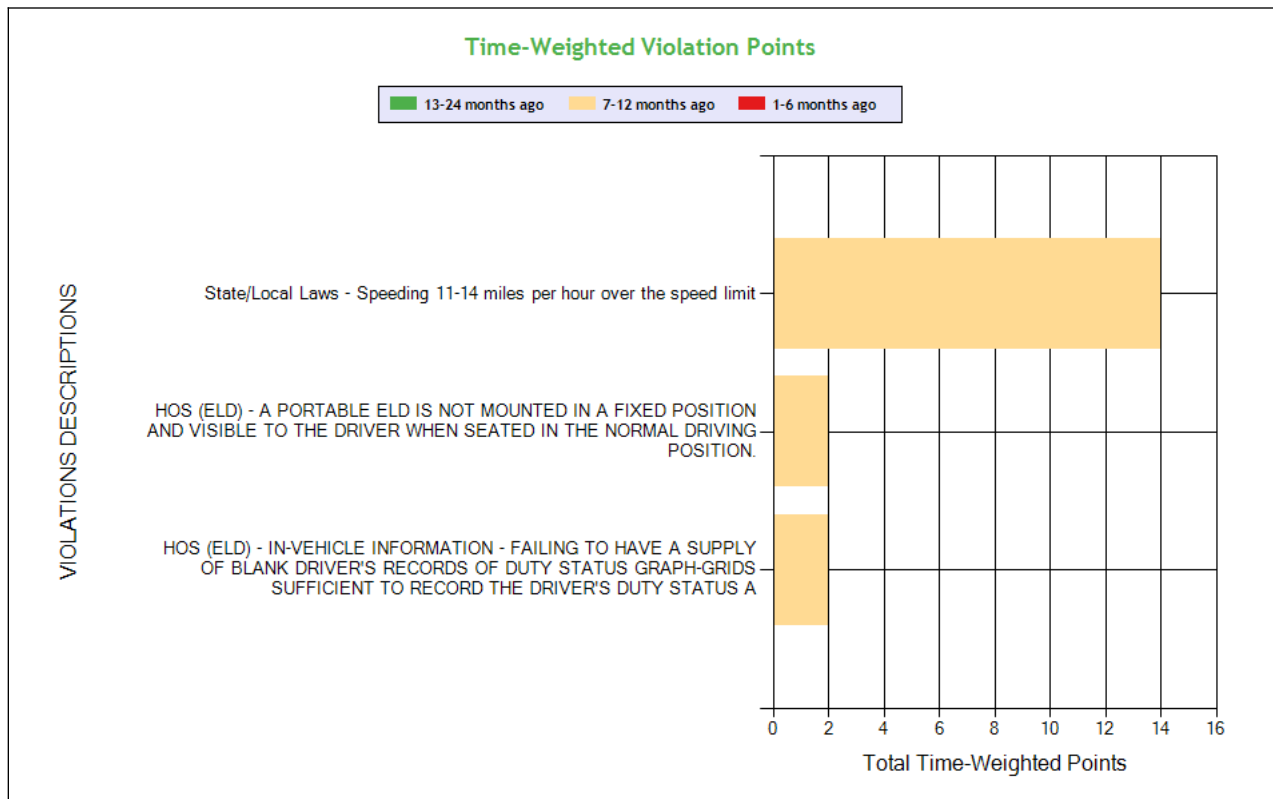
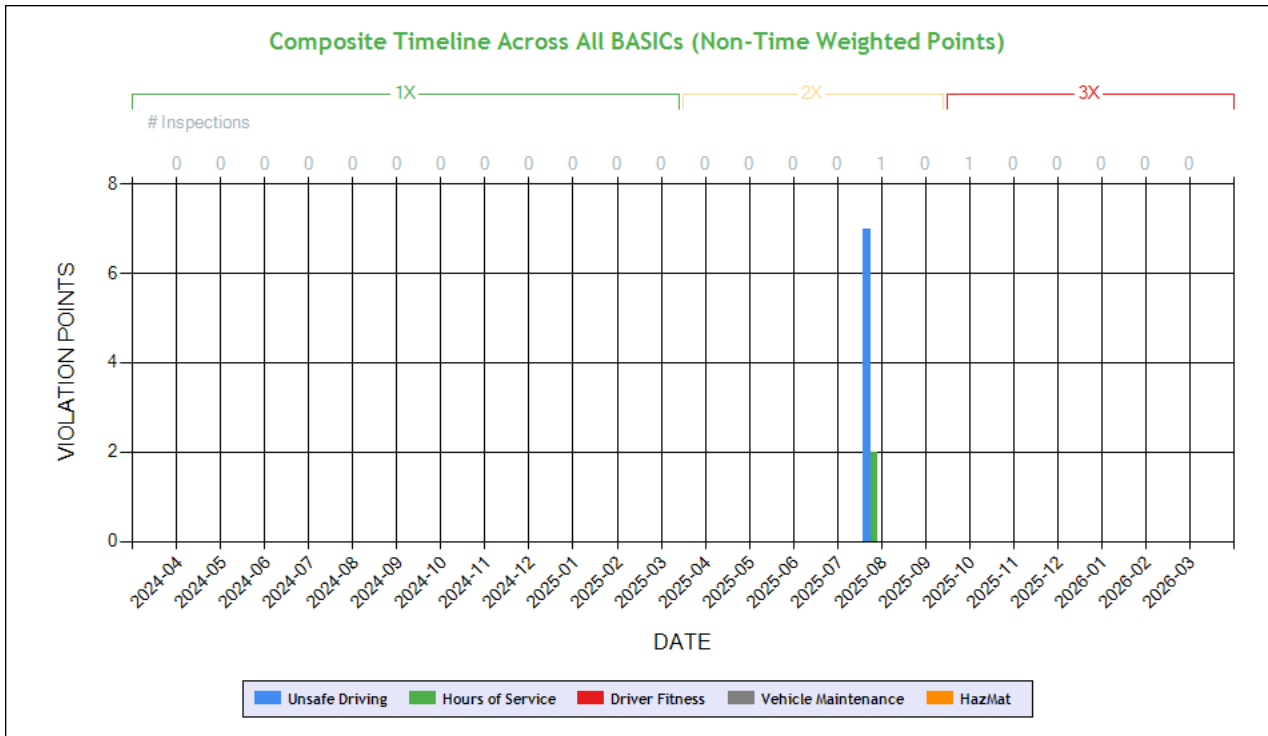
No Data

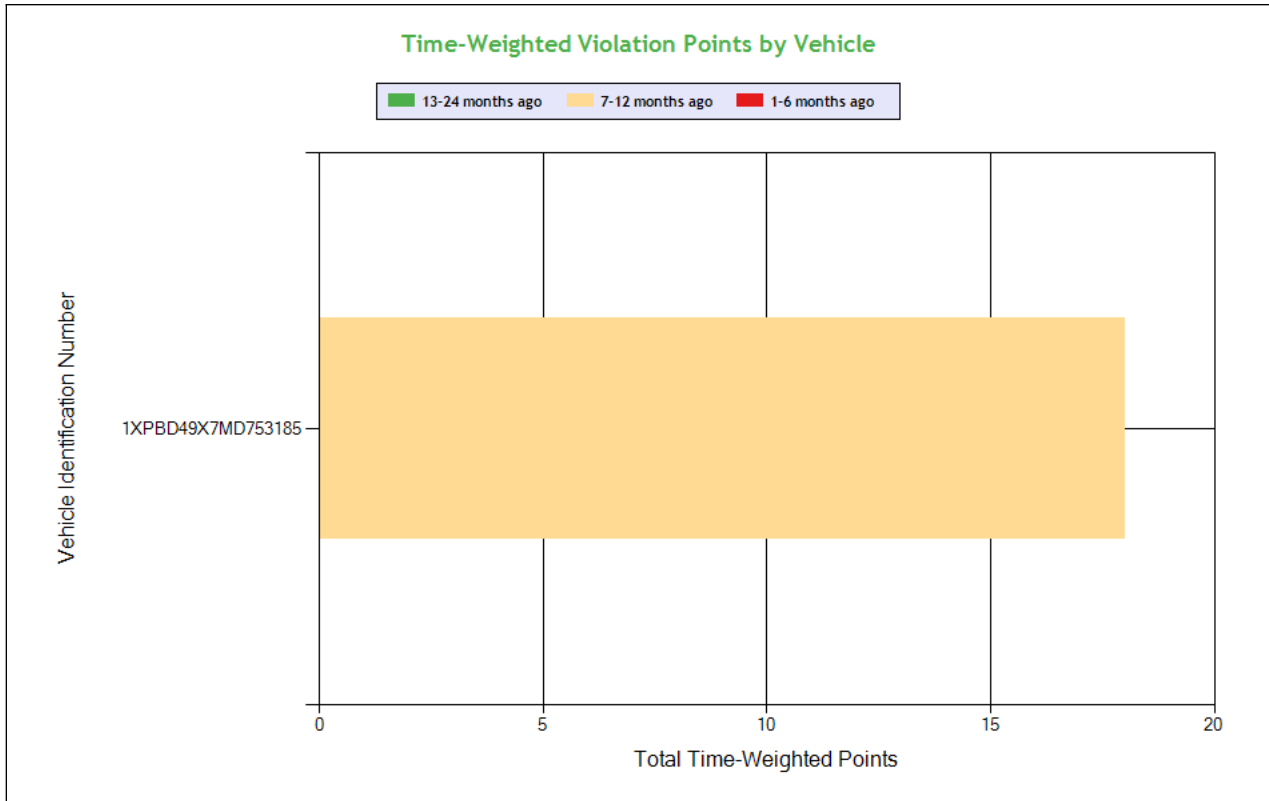
SHIPPERS DETAIL ToC based on Inspection results for the last 4 years

Shipper Name	Number of Inspections	Shipper Name	Number of Inspections
GREAT LAKES CHEESE	1	SUNKIST	1



Carrier Underwriting Report Safety Summary ToC





See the Excel file for the complete analysis

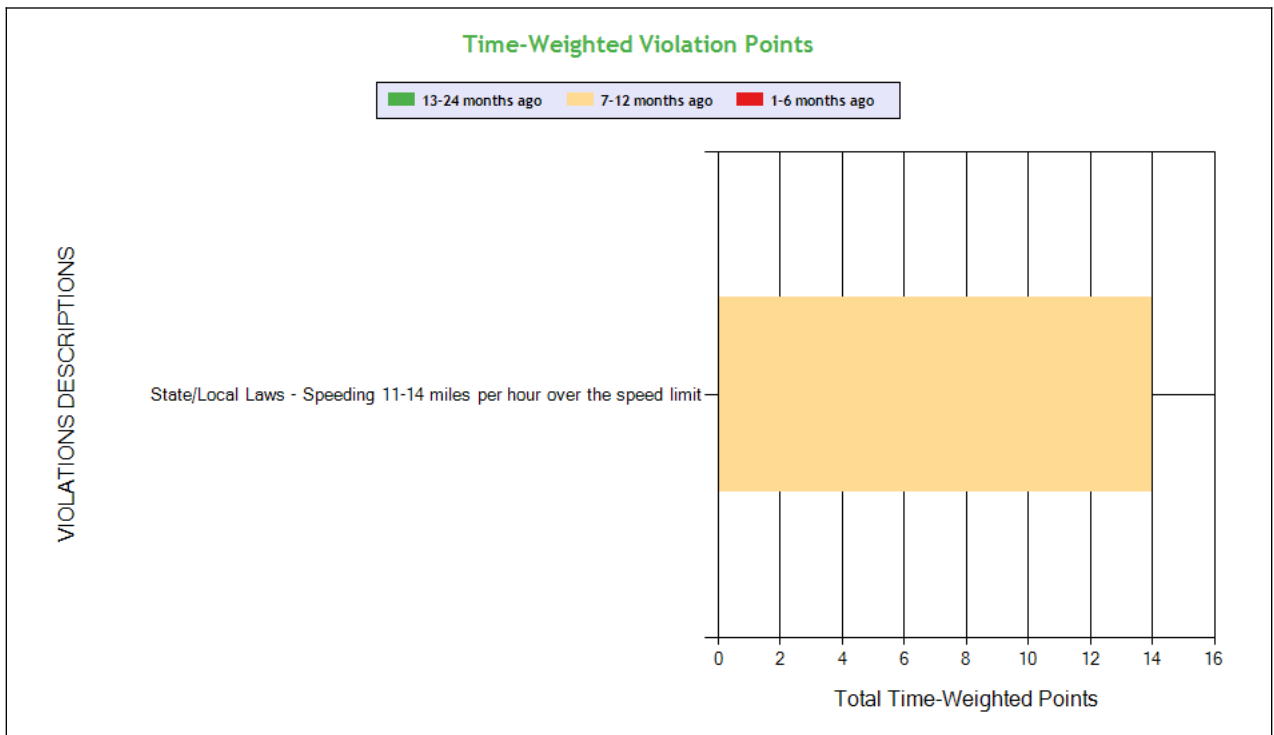
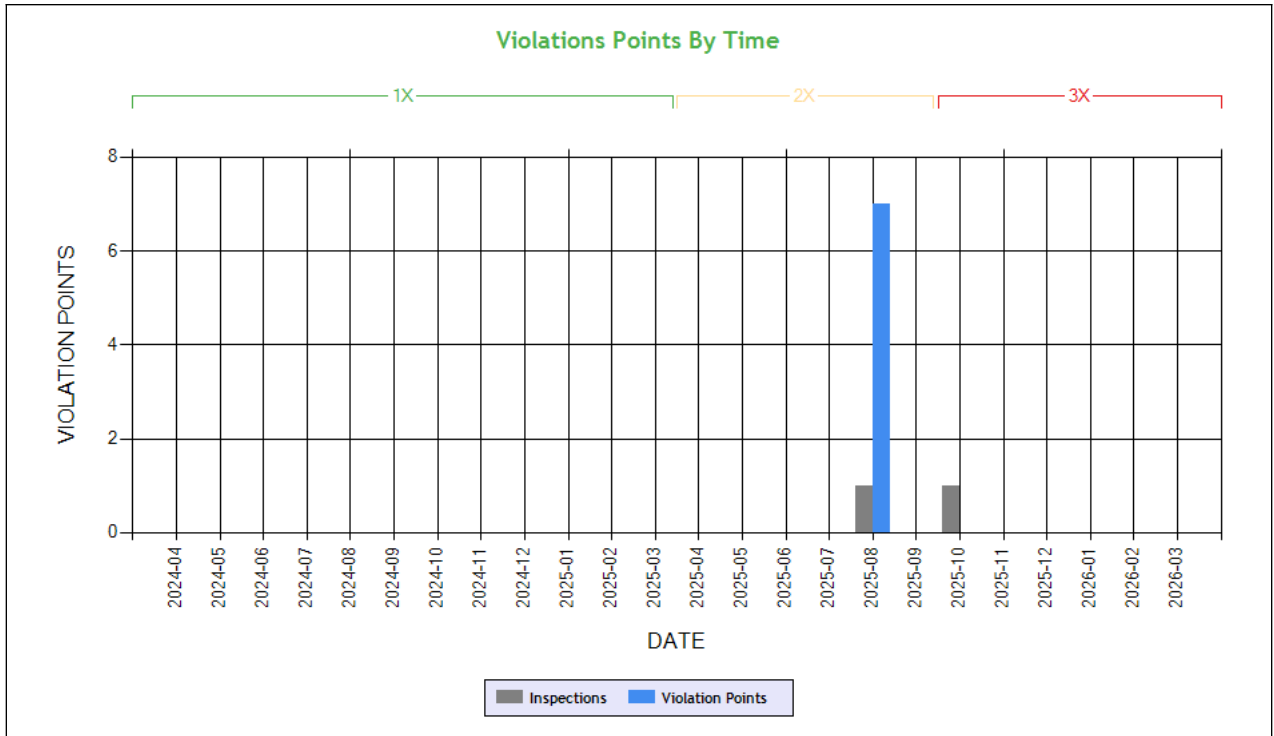
Violations is in (1-6/7-12/13-24mo)

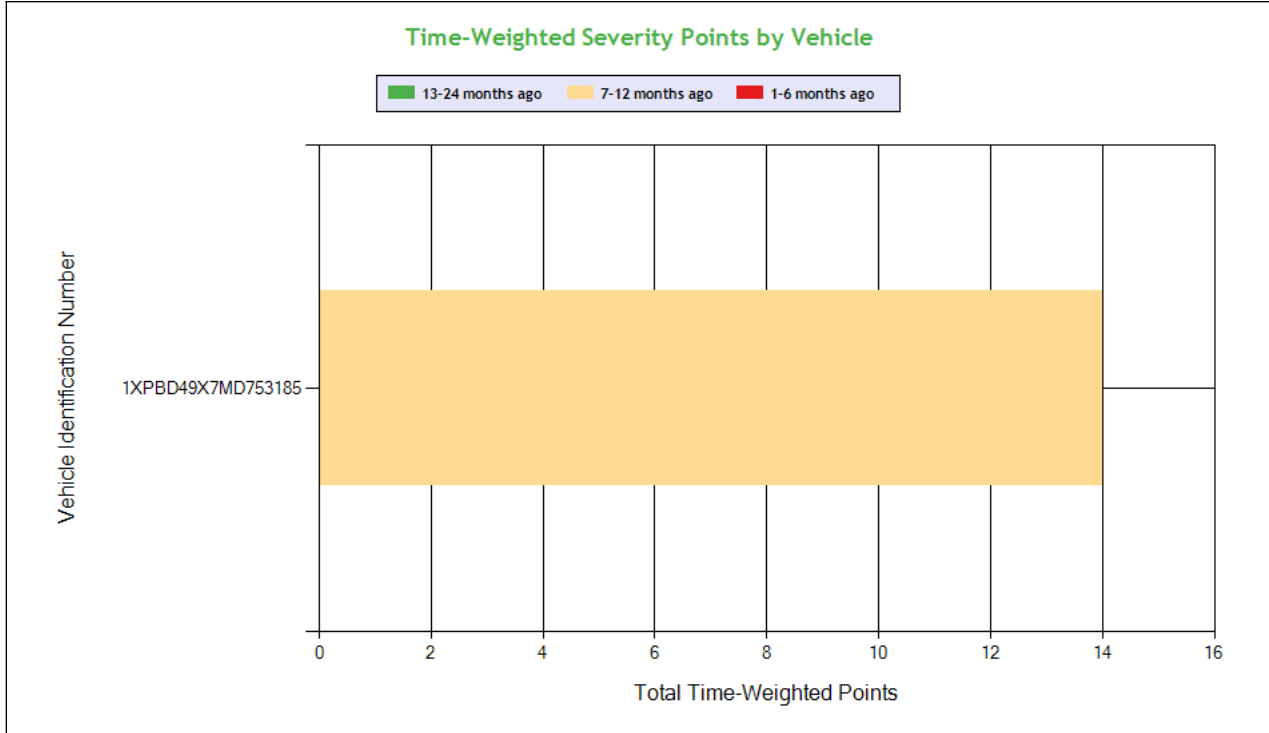
Shaded = Out Of Service Violation					
Violation Group			Speeding 3	EOBR Related	EOBR Related
Violation Description	Total Time-weighted Points by VIN	% of Total Time-weighted Points by VIN	State/Local Laws - Speeding 11-14 miles per hour over the speed limit	HOS (ELD) - IN-VEHICLE INFORMATION - FAILING TO HAVE A SUPPLY OF BLANK DRIVER'S RECORDS OF DUTY STATUS GRAPH-GRIDS SUFFICIENT TO RECORD THE DRIVER'S DUTY STATUS A	HOS (ELD) - A PORTABLE ELD IS NOT MOUNTED IN A FIXED POSITION AND VISIBLE TO THE DRIVER WHEN SEATED IN THE NORMAL DRIVING POSITION.
Driver Resp			Yes	Yes	Yes
Total Time-weighted Points			14	2	2
% Total Time-Wt Pts			77.78	11.11	11.11
1XPBD49X7MD753185	18	100	14 (0/1/0)	2 (0/1/0)	2 (0/1/0)



SAFETY ANALYSIS ToC

Unsafe Driving



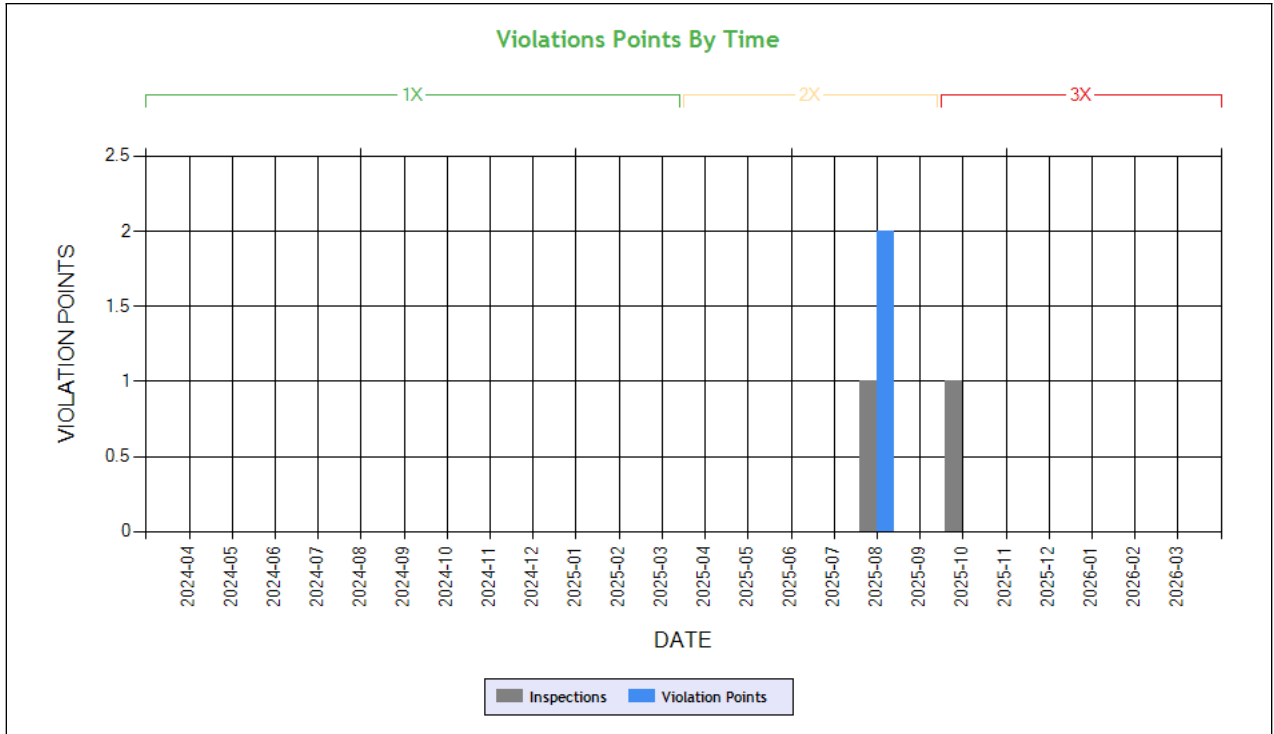


See the Excel file for the complete analysis

Violations is in (1-6/7-12/13-24mo)

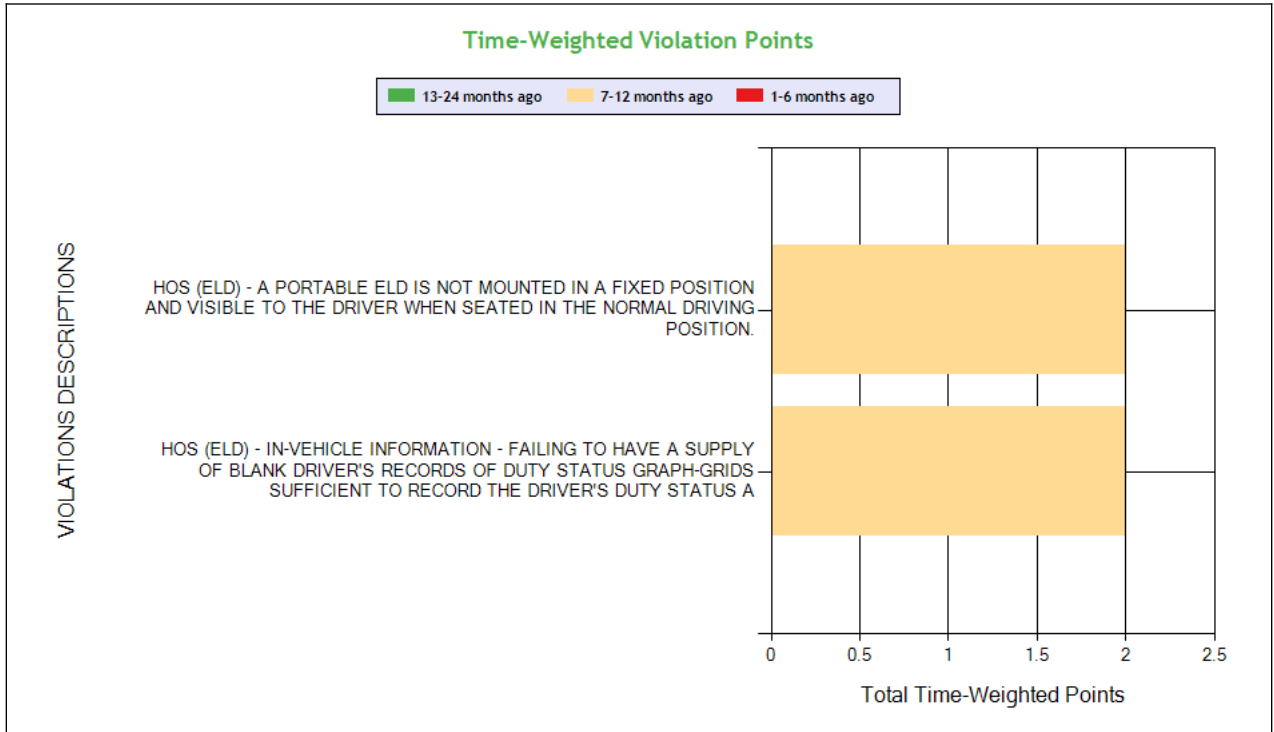
Shaded = Out Of Service Violation			
Violation Group			Speeding 3
Violation Description	Total Time-weighted Points by VIN	% of Total Time-weighted Points by VIN	State/Local Laws - Speeding 11-14 miles per hour over the speed limit
Driver Resp			Yes
Total Time-weighted Points			14
% Total Time-Wt Pts			100
1XPBD49X7MD753185	14	100	14 (0/1/0)

HOS Compliance



Carrier Software
 1-800-646-5152
 info@CarrierSoftware.com

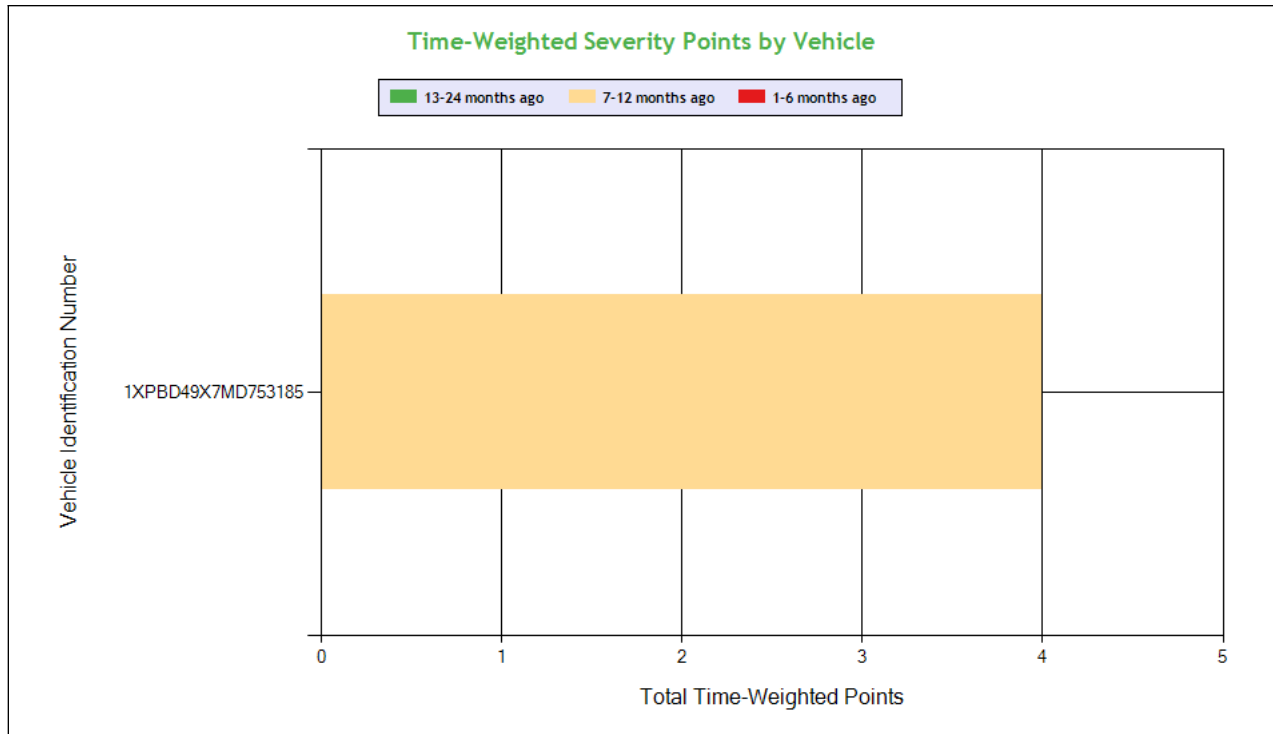
CONFIDENTIAL - Intended for use by Amerigo Insurance Agency - Date: 5/12/2026
 ITS AMERICAN TRUCKING INC - DOT# 4409552 / MC1732063



See the Excel file for the complete analysis

Violations is in (1-6/7-12/13-24mo)

Shaded = Out Of Service Violation



Carrier Software
 1-800-646-5152
 info@CarrierSoftware.com

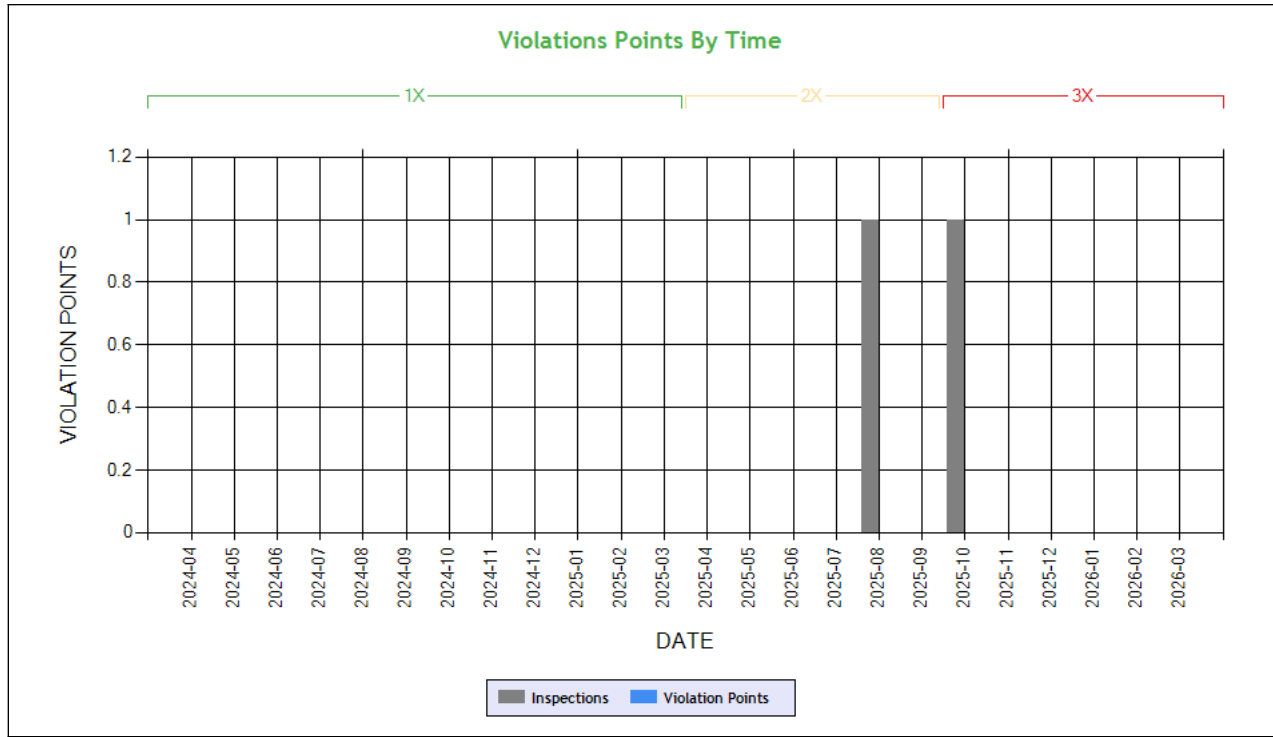
CONFIDENTIAL - Intended for use by Amerigo Insurance Agency - Date: 5/12/2026

ITS AMERICAN TRUCKING INC - DOT# 4409552 / MC1732063

Violation Group			EOBR Related	EOBR Related
Violation Description	Total Time-weighted Points by VIN	% of Total Time-weighted Points by VIN	HOS (ELD) - IN-VEHICLE INFORMATION - FAILING TO HAVE A SUPPLY OF BLANK DRIVER'S RECORDS OF DUTY STATUS GRAPH-GRIDS SUFFICIENT TO RECORD THE DRIVER'S DUTY STATUS A	HOS (ELD) - A PORTABLE ELD IS NOT MOUNTED IN A FIXED POSITION AND VISIBLE TO THE DRIVER WHEN SEATED IN THE NORMAL DRIVING POSITION.
Driver Resp			Yes	Yes
Total Time-weighted Points			2	2
% Total Time-Wt Pts			50.0	50.0
1XPBD49X7MD753185	4	100	2 (0/1/0)	2 (0/1/0)



Driver Fitness



Time-Weighted Violation Points - no data available to draw a chart

Time-Weighted Severity Points by Vehicle - no data available to draw a chart

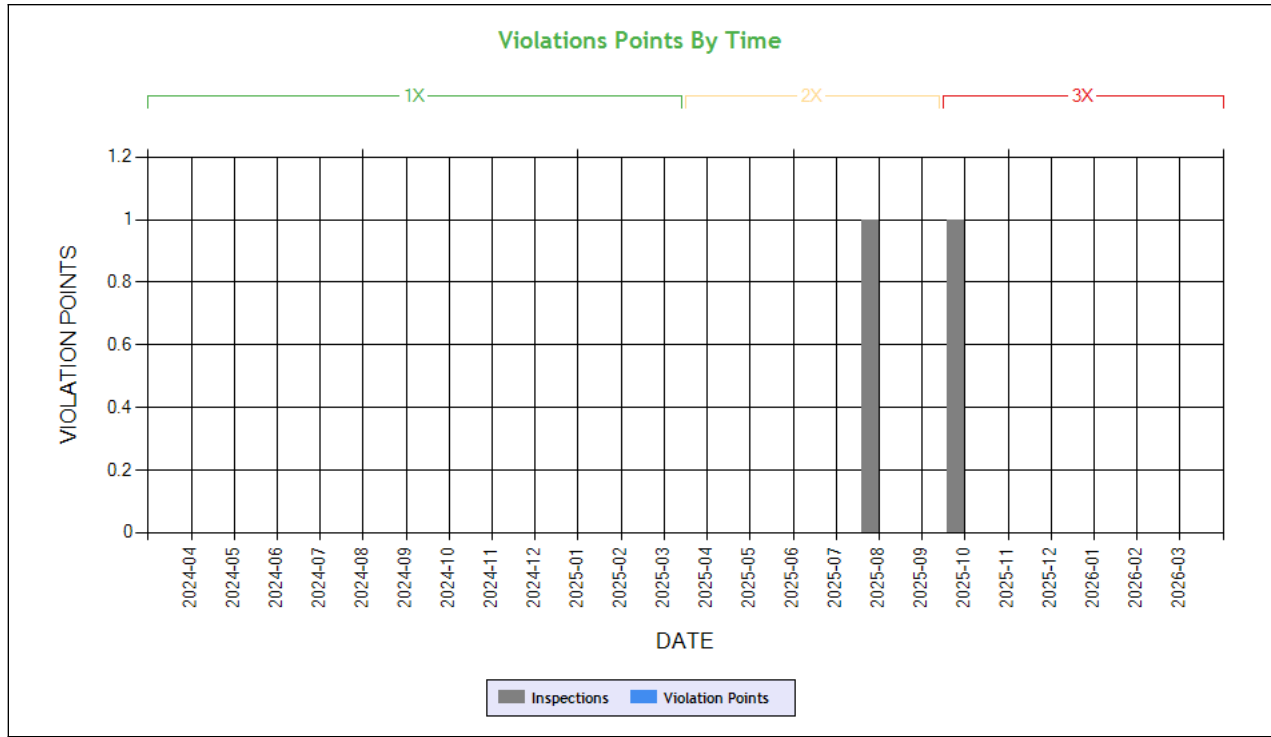
See the Excel file for the complete analysis

Violations is in (1-6/7-12/13-24mo)

Shaded = Out Of Service Violation		
Violation Group		
Violation Description	Total Time-weighted Points by VIN	% of Total Time-weighted Points by VIN
Driver Resp		
Total Time-weighted Points		
% Total Time-Wt Pts		



Vehicle Maintenance



Time-Weighted Violation Points - no data available to draw a chart

Time-Weighted Severity Points by Vehicle - no data available to draw a chart

See the Excel file for the complete analysis

Violations is in (1-6/7-12/13-24mo)

Shaded = Out Of Service Violation		
Violation Group		
Violation Description	Total Time-weighted Points by VIN	% of Total Time-weighted Points by VIN
Driver Resp		
Total Time-weighted Points		
% Total Time-Wt Pts		

COLOR CODED CRASH TABLE ToC

No crashes have been reported by the DOT on this Motor Carrier

INSPECTIONS WITH SHARED EQUIPMENT:

No Data



LEGEND
Vehicle Information
Inspection for DOT # being analyzed
Inspection for Different DOT #
Crash Information for specific VIN

INSPECTION DETAILS for ALL Inspections

PDF shows the first 100 Power Unit & Trailer VINs with most recent inspections using data from the last 4 years

POWER UNIT Inspections Section

VIN: 1XPBD49X7MD753185		Unit: Truck Tractor		Year: 2021		Make: PETERBILT	
DOT No: 4409552		Docket No: MC1732063		Name: ITS AMERICAN TRUCKING INC		Interstate: Yes	
Date	Unit License	Unit Lic State	Violation Unit	Violation Description	Severity	OOS	Citation
10/20/2025	ZP65313	CA	D	393.9AHLH - LIGHTING - HEADLAMP(S) FAIL TO OPERATE ON LOW AND HIGH BEAM.	6	No	
08/09/2025	ZP65313	CA	D	392.2SLLS3 - State/Local Laws - Speeding 11-14 miles per hour over the speed limit	7	No	
08/09/2025	ZP65313	CA	1	395.22H4ELDBRODS - HOS (ELD) - IN-VEHICLE INFORMATION - FAILING TO HAVE A SUPPLY OF BLANK DRIVER'S RECORDS OF DUTY STATUS GRAPH-GRIDS SUFFICIENT TO RECORD THE DRIVER'S DUTY STATUS A	1	No	
08/09/2025	ZP65313	CA	D	395.22GELDMFV - HOS (ELD) - A PORTABLE ELD IS NOT MOUNTED IN A FIXED POSITION AND VISIBLE TO THE DRIVER WHEN SEATED IN THE NORMAL DRIVING POSITION.	1	No	
DOT No: 311077		Docket No: MC198974		Name: NEW TAYLOR TRANSPORTATION LLC		Interstate: Yes	
Date	Unit License	Unit Lic State	Violation Unit	Violation Description	Severity	OOS	Citation
07/22/2024	T5054HY	TN	D	392.2SLLS3 - State/Local Laws - Speeding 11-14 miles per hour over the speed limit	7	No	
07/22/2024	T5054HY	TN	D	395.22H3ELDMF - HOS (ELD) - IN-VEHICLE INFORMATION - FAILING TO HAVE AN INSTRUCTION SHEET FOR THE DRIVER DESCRIBING ELD MALFUNCTION REPORTING REQUIREMENTS AND RECORDKEEPING PROCE	1	No	
07/22/2024	T5054HY	TN	D	395.22H1ELDNUM - HOS (ELD) - IN-VEHICLE INFORMATION - NO USER'S MANUAL FOR THE DRIVER DESCRIBING HOW TO OPERATE THE ELD. (MAY BE ELECTRONIC)	1	No	
07/22/2024	T5054HY	TN	D	395.22H2ELDNISDT - HOS (ELD) DRIVER FAILING TO HAVE INSTRUCTION SHEET DESCRIBING THE DATA TRANSFER MECHANISMS SUPPORTED BY THE ELD AND STEP-BY-STEP INSTRUCTIONS FOR THE DRIVER TO PR	1	No	
08/14/2023	SO734HY	TN	1	396.3A1 - Inspection/repair and maintenance parts and accessories	2	No	
08/14/2023	SO734HY	TN	1	393.67C7 - Fuel tank fill pipe cap missing	1	No	
08/14/2023	SO734HY	TN	D	392.2SLLWA2 - State/Local Laws - Excessive Weight - 2501-5000 Lbs Over On An Axle/Axle Groups.	0	No	
08/14/2023	SO734HY	TN	1	392.2IN - State Insurance Violation	0	No	
06/07/2023	SO734HY	TN	-	-	-	-	-
01/24/2023	M6374HY	TN	-	-	-	-	-
08/25/2021	M6374HY	TN	-	-	-	-	-

TRAILER Inspections Section

VIN: 1XPBD49X7MD753185		Unit: Truck Tractor		Year: 2021		Make: PETERBILT	
DOT No: 4409552		Docket No: MC1732063		Name: ITS AMERICAN TRUCKING INC		Interstate: Yes	



Date	Unit License	Unit Lic State	Violation Unit	Violation Description	Severity	OOS	Citation
10/20/2025	ZP65313	CA	D	393.9AHLH - LIGHTING - HEADLAMP(S) FAIL TO OPERATE ON LOW AND HIGH BEAM.	6	No	
08/09/2025	ZP65313	CA	D	392.2SLLS3 - State/Local Laws - Speeding 11-14 miles per hour over the speed limit	7	No	
08/09/2025	ZP65313	CA	1	395.22H4ELDBRODS - HOS (ELD) - IN-VEHICLE INFORMATION - FAILING TO HAVE A SUPPLY OF BLANK DRIVER'S RECORDS OF DUTY STATUS GRAPH-GRIDS SUFFICIENT TO RECORD THE DRIVER'S DUTY STATUS A	1	No	
08/09/2025	ZP65313	CA	D	395.22GELDMFV - HOS (ELD) - A PORTABLE ELD IS NOT MOUNTED IN A FIXED POSITION AND VISIBLE TO THE DRIVER WHEN SEATED IN THE NORMAL DRIVING POSITION.	1	No	

DOT No: 311077 Docket No: MC198974 Name: NEW TAYLOR TRANSPORTATION LLC Interstate: Yes

Date	Unit License	Unit Lic State	Violation Unit	Violation Description	Severity	OOS	Citation
07/22/2024	T5054HY	TN	D	392.2SLLS3 - State/Local Laws - Speeding 11-14 miles per hour over the speed limit	7	No	
07/22/2024	T5054HY	TN	D	395.22H3ELDMF - HOS (ELD) - IN-VEHICLE INFORMATION - FAILING TO HAVE AN INSTRUCTION SHEET FOR THE DRIVER DESCRIBING ELD MALFUNCTION REPORTING REQUIREMENTS AND RECORDKEEPING PROCE	1	No	
07/22/2024	T5054HY	TN	D	395.22H1ELDNUM - HOS (ELD) - IN-VEHICLE INFORMATION - NO USER'S MANUAL FOR THE DRIVER DESCRIBING HOW TO OPERATE THE ELD. (MAY BE ELECTRONIC)	1	No	
07/22/2024	T5054HY	TN	D	395.22H2ELDNISDT - HOS (ELD) DRIVER FAILING TO HAVE INSTRUCTION SHEET DESCRIBING THE DATA TRANSFER MECHANISMS SUPPORTED BY THE ELD AND STEP-BY-STEP INSTRUCTIONS FOR THE DRIVER TO PR	1	No	
08/14/2023	SO734HY	TN	1	396.3A1 - Inspection/repair and maintenance parts and accessories	2	No	
08/14/2023	SO734HY	TN	1	393.67C7 - Fuel tank fill pipe cap missing	1	No	
08/14/2023	SO734HY	TN	D	392.2SLLWA2 - State/Local Laws - Excessive Weight - 2501-5000 Lbs Over On An Axle/Axle Groups.	0	No	
08/14/2023	SO734HY	TN	1	392.2IN - State Insurance Violation	0	No	
06/07/2023	SO734HY	TN	-	-	-	-	-
01/24/2023	M6374HY	TN	-	-	-	-	-
08/25/2021	M6374HY	TN	-	-	-	-	-

Inspection Summary By Month (based on inspections from the last 4 years) ToC						
Year-Month	Number of Inspections	Number of Power Units	Total Violations	Total OOS Inspections	Total Severity Points	Number of Crashes
2025-10	1	1	1	0	6	0
2025-08	1	1	3	0	9	0

Note: The most recent month's counts may not include all the inspections for that month.

VIN Inspection Violation Details ToC									
# of VINs: 3 # of Insp: 4 Severity Weight: 23 Avg. Weight/VIN: 5.8 (based on inspections in the last 4 years, showing top 50 VINs inspected most recently)									
VIN 1DW1R532XLEA41941		# of Inspections: 1		Total Severity: 6		Percentage of Total: 26.09%		Avg. Weight Per Inspection: 6.0	
Inspection Date	Inspection ID	Inspection State	Location Description	Total Severity	# of Violations	Shipper Name	Inspection Level	Post Accident	Out of Service
10/20/2025	86096811	WY	SISTERS	6	1	GREAT LAKES CHEESE	3	No	No
BASIC		Unit Type		Severity		Description		Out of Service	
Vehicle Maintenance		Semi Trailer		6		393.9AHLH:LIGHTING - HEADLAMP(S) FAIL TO OPERATE ON LOW AND		No	
VIN 1XPBD49X7MD753185		# of Inspections: 2		Total Severity: 15		Percentage of Total: 65.22%		Avg. Weight Per Inspection: 7.5	
Inspection Date	Inspection ID	Inspection State	Location Description	Total Severity	# of Violations	Shipper Name	Inspection Level	Post Accident	Out of Service
10/20/2025	86096811	WY	SISTERS	6	1	GREAT LAKES CHEESE	3	No	No
BASIC		Unit Type		Severity		Description		Out of Service	
Vehicle Maintenance		Truck Tractor		6		393.9AHLH:LIGHTING - HEADLAMP(S) FAIL TO OPERATE ON LOW AND		No	
Inspection Date	Inspection ID	Inspection State	Location Description	Total Severity	# of Violations	Shipper Name	Inspection Level	Post Accident	Out of Service



08/09/2025	85456372	MO	SAINT ROBERT MO	9	3	SUNKIST	3	No	No
BASIC		Unit Type		Severity		Description		Out of Service	
Unsafe Driving		Truck Tractor		7		392.2SLLS3:State/Local Laws - Speeding 11-14 miles per hour o		No	
Hours-Of-Service Compliance		Truck Tractor		1		395.22GELDMFV:HOS (ELD) - A PORTABLE ELD IS NOT MOUNTED IN A FIX		No	
Hours-Of-Service Compliance		Truck Tractor		1		395.22H4ELDBRODS:HOS (ELD) - IN-VEHICLE INFORMATION - FAILING TO HA		No	
VIN 1UYVS2530K2624906		# of Inspections: 1		Total Severity: 2		Percentage of Total: 8.70%		Avg. Weight Per Inspection: 2.0	
Inspection Date	Inspection ID	Inspection State	Location Description	Total Severity	# of Violations	Shipper Name	Inspection Level	Post Accident	Out of Service
08/09/2025	85456372	MO	SAINT ROBERT MO	2	2	SUNKIST	3	No	No
BASIC		Unit Type		Severity		Description		Out of Service	
Hours-Of-Service Compliance		Semi Trailer		1		395.22GELDMFV:HOS (ELD) - A PORTABLE ELD IS NOT MOUNTED IN A FIX		No	
Hours-Of-Service Compliance		Semi Trailer		1		395.22H4ELDBRODS:HOS (ELD) - IN-VEHICLE INFORMATION - FAILING TO HA		No	

Inspection History ToC						
Inspection Date	Report Number	Report State	PU VIN	TR VIN	Severity Weight	Time Weight
10/20/2025	TSAN000137	WY	1XPBD49X7MD753185 - Truck Tractor	1DW1R532XLEA41941 - Semi Trailer		2
Power Unit Violation - Vehicle Maintenance Violation: 393.9AHLH - LIGHTING - HEADLAMP(S) FAIL TO OPERATE ON LOW AND HIGH BEAM.					6	
08/09/2025	1376001989	MO	1XPBD49X7MD753185 - Truck Tractor	1UYVS2530K2624906 - Semi Trailer		2
Power Unit Violation - Hours-Of-Service (HOS) Compliance Violation: 395.22GELDMFV - HOS (ELD) - A PORTABLE ELD IS NOT MOUNTED IN A FIXED POSITION AND VISIBLE TO THE DRIVER WHEN SEATED IN THE NORMAL DRIVING POSITION.					1	
Power Unit Violation - Hours-Of-Service (HOS) Compliance Violation: 395.22H4ELDBRODS - HOS (ELD) - IN-VEHICLE INFORMATION - FAILING TO HAVE A SUPPLY OF BLANK DRIVER'S RECORDS OF DUTY STATUS GRAPH-GRIDS SUFFICIENT TO RECORD THE DRIVER'S DUTY STATUS A					1	
Power Unit Violation - Unsafe Driving Violation: 392.2SLLS3 - State Speeding 11-15 mph					7	
Only the first 20 inspections are shown. See the live report for more data.						

Crash Hot Spots ToC					
State	Level 1 (lowest crash frequency)	Level 2	Level 3	Level 4	Level 5 (highest crash frequency)
Missouri	0	0	0	1	0
Wyoming	0	0	0	0	1
Total	0	0	0	1	1
Company Level: 5					

Equipment and Driver Details ToC						
MCS-150 Date	Equipment (Owned/Leased/Trip)			Driver Details		
	Tractors	Straight Trucks	Trailers	CDL's	Interstate	Intrastate
12/04/2025	2/0/0	0/0/0	2/0/0	0	4	0
07/14/2025	2/0/0	0/0/0	2/0/0	0	1	0
05/14/2025	1/0/0	0/0/0	0/0/0	0	0	0

Chameleon Type 1 - Chameleon issues highlighted in RED ToC										
DOT	Legal Name	MCS-150 Date	Physical Address	Mailing Address	Company Rep 1	Company Rep 2	Phone	Fax	Cell Phone	Email
2178221	BEST BAY TRUCKING CORPORATION	04/20/2026	505 EAST G STREET, WILMINGTON, CA, 90744	2646 DUPONT DR SUITE 60 #373, IRVINE, CA, 92612	PARAMPREET SINGH		(310)-561-8302		(310)-561-8302	contact@BESTBAYTRUCKING.COM



3579610	SENECA LANE TRANSPORT	03/20/2026	201 HOBBS DRIVE, WHITELAND, IN, 46184	201 HOBBS DRIVE, WHITELAND, IN, 46184	PARAMPREET SINGH		(609)-213-9793			senecalaneport@gmail.com
3871375	ITS NAGRA LOGISTICS INC	12/04/2025	300 ACCIPITER CT, TRACY, CA, 95376	3580 W GRANT LINE RD APT 514, TRACY, CA, 95304	PARAMPREET SINGH		(530)-301-9313	(530)-301-9313		PARAMNAGRA88@GMAIL.COM
3850050	ELEVATION TRANSPORT LTD	10/23/2025	18165-58TH AVE, SURREY, BC, V3S 1M2	18165-58TH AVE, SURREY, BC, V3S 1M2	PARAMPREET SINGH		(604)-780-6576			INFO@ELEVATIONTRANSPORT.CA
3490259	FOREVER TRANS INC	10/20/2023	906 BRIARSTONE DR, GREENWOOD, IN, 46143	906 BRIARSTONE DR, GREENWOOD, IN, 46143-5504	PARAMPREET SINGH		(209)-683-8931			FOREVERGREAT54@GMAIL.COM
2805162	BEST BAY LOGISTICS INC	06/29/2023	125 SOUTH WACKER DRIVE, CHICAGO, IL, 60606	125 SOUTH WACKER DRIVE, CHICAGO, IL, 60606	PARAMPREET SINGH		(855)-779-2378			param@bestbaylogistics.com
3544869	MASTER EXPRESS LINES INC	02/02/2023	25 SADDLESTONE GATE NE, CALGARY, AB, T3J 0W3	25 SADDLESTONE GATE NE, CALGARY, AB, T3J 5H3	PARAMPREET SINGH		(403)-392-6146			MASTEREXPRESSLINES@GMAIL.COM
2788409	RANDHAWA TRANS INC	08/17/2021	2603 DOBBEL PL, HAYWARD, CA, 94542	2603 DOBBEL PL, HAYWARD, CA, 94542	PARAMPREET SINGH	BHUPINDER PAL SINGH	(510)-760-7656	(209)-249-5250	(510)-760-7656	PARAM100@GMAIL.COM
3249127	PARAMPREET SINGH	08/10/2021	5376 E BELGRAVIA AVE, FRESNO, CA, 93725	5376 E BELGRAVIA AVE, FRESNO, CA, 93725-0929	PARAMPREET SINGH		(559)-558-2696			PARAM.HAYER1@GMAIL.COM
3638507	US 7 TRANSPORT INC	05/19/2021	4350 TYLERS ESTATES DR, WEST CHESTER, OH, 45069	4350 TYLERS ESTATES DR, WEST CHESTER, OH, 45069-8518	PARAMPREET SINGH		(513)-816-4831		(513)-816-4831	PARAMPREET33751@GMAIL.COM

No data for Chameleon Type 2