



## Table of Contents

1. Overview	2. BASIC Scores History
3. BASIC Measures	4. KPI: BASIC Measures by Cargo Group
5. Estimated ISS Score	6. Investigation Results
7. Penalties History	8. Acute Critical Violations
9. Red Flag Violation Details	10. DOT Registration Information
11. DOT MCS-150 History	12. Crash Summary
13. Inspection Summary	14. KPI: Inspection Viol OOS Rates by Cargo Group
15. FHWA Registration Information	16. FHWA Insurance Information
17. FHWA Authorities	18. Severe Violations
19. Violation Report	20. Violation Summary
21. Violation Enforcement Chronology	22. Inspection Violations & OOS Counts
23. Radius Of Operation	24. Inspection & Crash Locations
25. Cargo Hot Spots	26. Inspection Violations & OOS Chronology
27. Percent of Insp & Crash by State	28. VIN Insp Summary by State
29. Violations By Unit Type	30. Inspection/Crash Map
31. Equipment Ownership	32. Equipment Details
33. Vehicle Age	34. States of Power Unit Registrations
35. Equipment Acquisitions	36. Driver Details
37. Shared VIN Summary	38. Shipper Table
39. Safety Summary	40. Safety Details
41. Crash Detail Color Coded PDF	42. Inspections with Shared Equipment
43. Inspection Tabular Details	44. Inspection Summary By Month
45. VIN Inspection Violation Details	46. Inspection History
47. Crash Hot Spots	48. DOT MCS-150 History Equipment and Driver Details
49. Chameleon	



**Business Address**

1315 DUSTIN DR APT 3  
 YUBA CITY, CA  
 95993

**Contact Info**

(530)-491-7778  
 DEEP@DDTLINKS.AI

**FHWA Address**

1315 DUSTIN DR APT 3  
 YUBA CITY,CA,95993  
 Phone:(530)-491-7778

**Mailing Address**

1315 DUSTIN DR APT 3  
 YUBA CITY, CA  
 95993-2736

**Overview ToC**

**Operating Status:** NOT AUTHORIZED \*Please Note: NOT AUTHORIZED does not apply to Private or Intrastate operations.  
 One other company viewed this DOT in the past two months  
**Crash/PU ratio:** 0.0%  
**Clean Inspection ratio:** No inspections

**Estimated BASIC Scores (as of 3/27/2026)**

	Unsafe Driving	Hours of Service	Driver Fitness	Controlled Sub. and Alcohol	Vehicle Maintenance	HM Compliance	Crash
<b>Relative Scores</b>	0% ○	0% ○	0% ○	0% ○	0% ○	0% ○	0% ○
<b>Alert Status</b>	No	No	No	No	No	No	No



**Estimated Inspection Selection System (ISS) Score: 63**  
**Category: Optional Inspect**

\* The Estimated ISS score is based on Insufficient Data Algorithm \*

**BASIC Scores History - Unsafe Driving ToC**

There are no Scores for this BASIC

**BASIC Scores History - Hours of Service ToC**

There are no Scores for this BASIC

**BASIC Scores History - Driver Fitness ToC**

There are no Scores for this BASIC

**BASIC Scores History - Controlled Substance ToC**

There are no Scores for this BASIC



**BASIC Scores History - Vehicle Maintenance ToC**

There are no Scores for this BASIC

**BASIC Scores History - Crash ToC**

There are no Scores for this BASIC

**BASIC Scores History - Hazmat ToC**

There are no Scores for this BASIC

**BASIC Measures: Violation Points per Inspection Trends ToC**

No inspection violations

**BASIC Measures \* - Table ToC**

UD-Unsafe Driving, HOS-Hours of Service, DF-Driver Fitness, CS-Controlled Substances, VM-Vehicle Maintenance

Date	UD Measure	UD AC	UD with Viol	HOS Measure	HOS AC	HOS with Viol	DF Measure	DF AC	DF with Viol	CS Measure	CS AC	CS with Viol	VM Measure	VM AC	VM with Viol
03/2026	0.00	N	0	0.00	N	0	0.00	N	0	0.00	N	0	0.00	N	0
02/2026	0.00	N	0	0.00	N	0	0.00	N	0	0.00	N	0	0.00	N	0
01/2026	0.00	N	0	0.00	N	0	0.00	N	0	0.00	N	0	0.00	N	0
12/2025	0.00	N	0	0.00	N	0	0.00	N	0	0.00	N	0	0.00	N	0
11/2025	0.00	N	0	0.00	N	0	0.00	N	0	0.00	N	0	0.00	N	0
10/2025	0.00	N	0	0.00	N	0	0.00	N	0	0.00	N	0	0.00	N	0
09/2025	0.00	N	0	0.00	N	0	0.00	N	0	0.00	N	0	0.00	N	0

\* BASIC Measures are the absolute SMS scores that are compared within each Safety Event Group to determine the BASIC Score percentiles.

**KPI: BASIC Measures by Fleet Size and Cargo Group ToC**

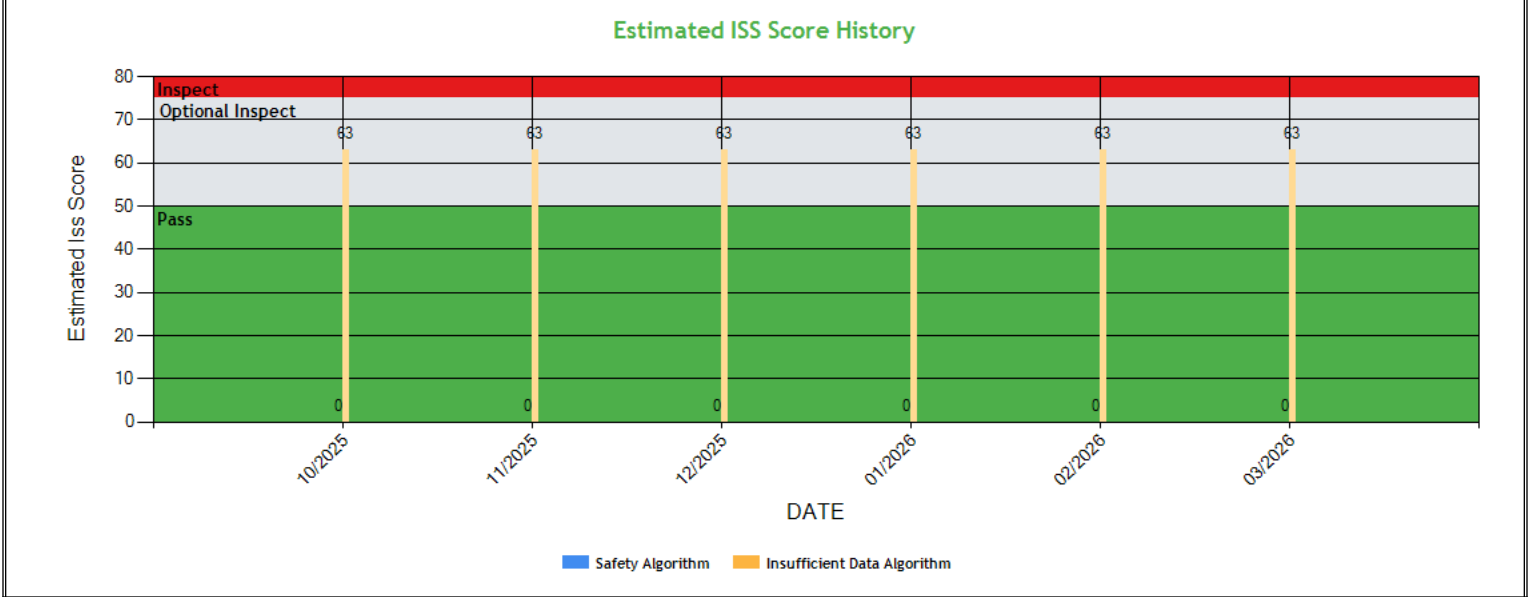
Fleet Size: 1-5 PUs

Cargo Group (Companies)	Unsafe Driving		Hours of Service		Driver Fitness		Controlled Substance		Vehicle Maintenance		HM Compliance		Crash	
	Avg.	Comp. to Avg.	Avg.	Comp. to Avg.	Avg.	Comp. to Avg.	Avg.	Comp. to Avg.	Avg.	Comp. to Avg.	Avg.	Comp. to Avg.	Avg.	Comp. to Avg.
General Freight (483011)	0.75	Better	0.20	Better	0.22	Better	0.01	Better	1.89	Better	0.01	Better	0.06	Better
MGJ TRANS INC	0.00		0.00		0.00		0.00		0.00		0.00		0.00	



**Estimated ISS Score History - Chart [ToC](#)**

[About the Inspection Selection System](#)



**Estimated ISS Score History - Table [ToC](#)**

Date	Estimated ISS Score	Recommendation	Algorithm
03/27/2026	63	Optional Inspect	Insufficient Data Algorithm
02/27/2026	63	Optional Inspect	Insufficient Data Algorithm
01/30/2026	63	Optional Inspect	Insufficient Data Algorithm
12/26/2025	63	Optional Inspect	Insufficient Data Algorithm
11/28/2025	63	Optional Inspect	Insufficient Data Algorithm
10/31/2025	63	Optional Inspect	Insufficient Data Algorithm

**Investigation Results [ToC](#)**

No Investigations reported on FMCSA website

**Penalties History [ToC](#)**

There is a problem with the Penalties data on FMCSA website.

**Acute Critical Violations (Based on Investigations as per CSA Methodology Appendix A) [ToC](#)**

No Data

No red flag violations in the last 24 months



DOT Registration Information: The following information on this specific DOT # is from the Federal DOT (as of Operating Authority)					
DOT Registration: 09/08/2025		Total Power Units: 1	Total Trucks: 1	Total Trailers: 1	Total Passenger Vehicles: 0
Status	Entity Type	Organization Type	Nation	Total Cars	
A	C	-	US	0	
MCS-150 Date	Drivers / CDL Drivers	Op Codes	Shipper Op Codes	Shipper HazMat Op Codes	
09/08/2025	1* / 1	A			
MCS-150 Mileage (Year)	Latest Review Type	Latest Review Document Number (Date)	Record Update Date	Transports Hazmats	
()*		( )	09/08/2025	N	
MCS-151 Mileage	DOT Census Date	Recordable Accident Rate	Preventable Accident Rate	Safety Rating (Date)	
0		0%	0%	None (None)	
Classification Codes	Cargo Carried (per MCS-150)				
Authorized-For-Hire	General Freight				

DOT MCS-150 History ToC			(as of 09/30/2025 DOT census)						
Census Date	MCS-150 Date	MCS-150 Mileage	VMT Year	Power Units	Drivers	Trailers	Company Rep1	Company Rep2	Email
9/30/2025	9/8/2025	0		1	1	-	MANPREET KAUR		DEEP@DDTLINKS.AI

**Crash Summary Chart ToC** Crashes Summary - Chart (based on all available crash data)

No Data

**Crashes Summary - Table (based on all available crash data) ToC**

	TOTAL	Last 6 months	7-12 months	13-18 months	19-24 months	25-30 months	30-36 months	37-41 months	42-48 months	Over 49 months
Total Reportable	0	0	0	0	0	0	0	0	0	0
Fatalities	0	0	0	0	0	0	0	0	0	0
Injuries	0	0	0	0	0	0	0	0	0	0
Tow Away	0	0	0	0	0	0	0	0	0	0
With Citations	0	0	0	0	0	0	0	0	0	0
Federal Recordable	0	0	0	0	0	0	0	0	0	0
Preventable	0	0	0	0	0	0	0	0	0	0
Crash per Pwr Unit	-	0.0%	0.0%	0.0%	0.0%	0.0%	0.0%	0.0%	0.0%	-

**Inspection Summary ToC**

The following inspection information is based on results for 24 months prior to: 05/08/2026. Please note that the total inspections number is not necessarily the total of the vehicle, driver and hazmat inspections, as one inspection may have included any combination of the below inspections.

Overall	Vehicle	Driver	Hazmat
(Please note that the total inspections number is not necessarily the total of the vehicle, driver and hazmat inspections, as one inspection may have included any combination of the below inspections)  Total Inspections: 0 Total Out of Service: 0  Out of Service: 0% National Average: 21.36% Difference: -21.36%	Total Inspections: 0 Total Out of Service: 0  Out of Service: 0.00% National Average: 25.3% Difference: -25.3%	Total Inspections: 0 Total Out of Service: 0  Out of Service: 0.00% National Average: 7% Difference: -7%	Total Inspections: 0 Total Out of Service: 0  Out of Service: 0.00% National Average: 2.17% Difference: -2.17%



**KPI: Inspection Viol OOS Rates by Cargo Group ToC**

Cargo Group	OVERALL		VEHICLE		DRIVER		HAZMAT	
	Average	Compared to Average	Average	Compared to Average	Average	Compared to Average	Average	Compared to Average
MGJ TRANS INC	0%		0%		0%		0%	
No data								

**FHWA Registration Information: The following data on this Motor Carrier is from the Federal Hwy Administration (as of 1/7/2026)**

Docket Number	DOT Number	Company Name	DBA Name	Address	City	State	Country	ZIP Code
MC1761266	4464779	MGJ TRANS INC		1315 DUSTIN DR APT 3	YUBA CITY	CA	US	95993
Phone Number	Fax Number	Mail Address	Mail City	Mail State	Mail Contry	Mail ZIP Code	Mail Phone Number	Mail Fax Number
(530)-491-7778		1315 DUSTIN DR APT 3	YUBA CITY	CA	US	95993-2736		
Date of Last Change	Freight	Passenger	Household Goods	Active Authority	Pending Authority	Revocation Pending Authority		
1/7/2026	Y	N	N	/	/	/		

**Insurance Required (as of 05/09/2026) ToC**

Docket Number	Insurance Type	Insurance Required	Insurance on File
MC1761266	BIPD	\$750k	\$0k
MC1761266	Cargo	No	No
MC1761266	Bond	No	No

**Active / Pending Insurance (as of 05/09/2026)**

No Data

**Insurance History (as of 05/09/2026)**

No Data for Insurance History (as of 05/09/2026)

**FHWA Authorities (as of 05/09/2026) ToC**

Docket#	L&I Name	Active Authority	Inactive Authority	Pending Authority	Revocation Pending Authority	Freight	Passenger	Household Goods
MC1761266	MGJ TRANS INC					Yes	No	No

**Authority History (as of 05/09/2026)**

Docket Number	Sub	Auth Type	Original Action	Disposition
MC1761266		COMMON	DISMISSED 10/17/2025 12:00:00 AM	



**Severe Violations (i.e. those with >= 8 points) - Chart ToC**

No Data

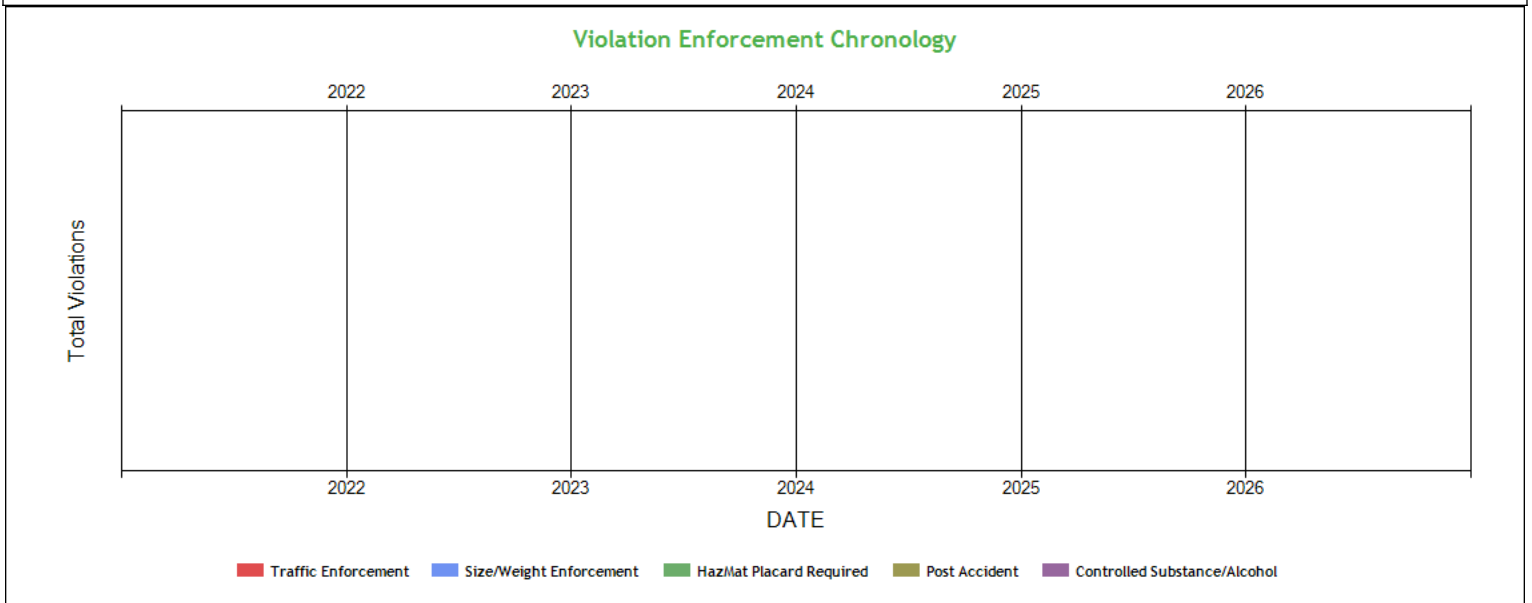
**Severe Violations (i.e. those with >= 8 points) - Table**

No Data

No data for Violation Report ToC

No data for Violation Summary

**Violation Enforcement Chronology - Chart ToC**

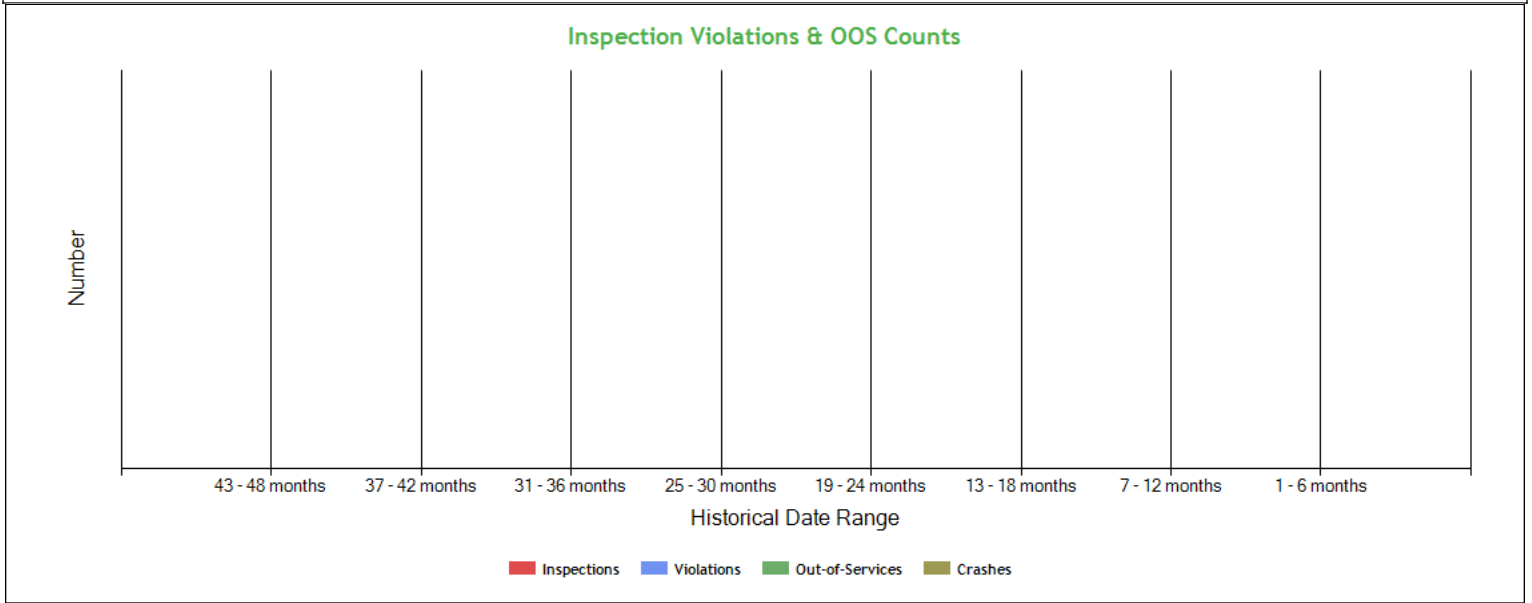


**Violation Enforcement Chronology - Table ToC**

	2022	2023	2024	2025	2026
Traffic Enforcement	0	0	0	0	0
Size/Weight Enforcement	0	0	0	0	0
HazMat Placard Required	0	0	0	0	0
Post Accident	0	0	0	0	0
Controlled Substance/Alcohol	0	0	0	0	0



**Inspection Violations & OOS Counts - Chart ToC**



**Inspection Violations & OOS Counts - Table ToC**

Date Range	Inspections	Violations	Out-of-Services	Crashes
<b>TOTAL</b>	0	0	0	0
1 - 6 months	0	0	0	0
7 - 12 months	0	0	0	0
13 - 18 months	0	0	0	0
19 - 24 months	0	0	0	0
25 - 30 months	0	0	0	0
31 - 36 months	0	0	0	0
37 - 42 months	0	0	0	0
43 - 48 months	0	0	0	0

**Radius of Operation (based on Inspections and Crashes during the past 3 years) ToC**

No Data

**Inspection & Crash Locations - Chart ToC**

No Data

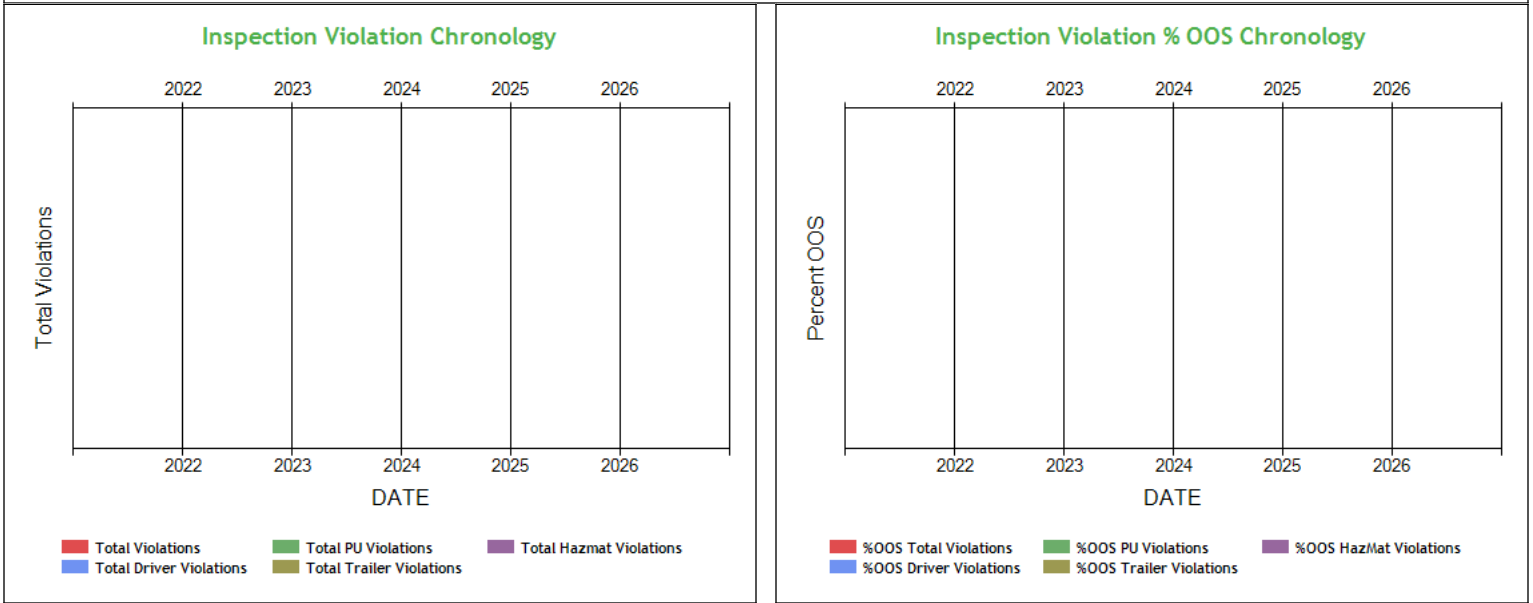
**Inspection & Crash Locations - Table ToC**

No Data

No hot spot data in the last 12 months



**Inspection Violation % OOS Chronology - Chart ToC**



**Inspection Violation % OOS Chronology - Table ToC**

	2022	2023	2024	2025	2026
Total Violations	0	0	0	0	0
Total Out Of Services	0	0	0	0	0
%OOS Total Violations	0	0	0	0	0
Total Driver Violations	0	0	0	0	0
Total Driver Out Of Services	0	0	0	0	0
%OOS Driver Violations	0	0	0	0	0
Total PU Violations	0	0	0	0	0
Total PU Out Of Services	0	0	0	0	0
%OOS PU Violations	0	0	0	0	0
Total Trailer Violations	0	0	0	0	0
Total Trailer Out Of Services	0	0	0	0	0
%OOS Trailer Violations	0	0	0	0	0
Total Hazmat Violations	0	0	0	0	0
Total Hazmat Out Of Services	0	0	0	0	0
%OOS HazMat Violations	0	0	0	0	0

**Percent of Insp & Crash by State - Chart ToC**

No Data

**Percent of Insp & Crash by State - Table (based on Inspection data from the last 4 years) ToC**

State	Inspections		Violations		Out-of-Services		Crashes	
	Total	Percent	Total	Percent	Total	Percent	Total	Percent
	0	100	0	100	0	100	0	100

**VIN Insp Summary by State (based on inspection from the last 2 years) ToC**



**Carrier Software**  
1-800-646-5152  
info@CarrierSoftware.com

**CONFIDENTIAL - Intended for use by Amerigo Insurance Agency - Date: 5/9/2026**

**MGJ TRANS INC - DOT# 4464779 / MC1761266**

**No data**

<b>Violations By Unit Type</b> <a href="#">ToC</a>
<b># of Violations: 0 Total Severity: 0</b>



**INSPECTION/CRASH MAP ToC**

No data

Equipment Ownership ToC Equipment Ownership (based on MCS-150 dated 9/8/2025)					
	Trucks	Tractors	Trailers	Motor Coaches	Vans
Owned	0	1	1	0	0
Term Leased	0	0	0	0	0
Trip Leased	0	0	0	0	0
<b>Total No.</b>	0	1	1	0	0

No Equipment Details data

No Vehicle Age data

**States of Power Unit Registrations (based on Inspection results for the last 4 years) ToC**

No Data

Equipment Acquisitions - Table ToC						
	Power Units inspected for 1st time in past 12 months	Power Units inspected for 1st time in past 24 months	Power Units inspected during entire date range	Trailers inspected for 1st time in past 12 months	Trailers inspected for 1st time in past 24 months	Trailers inspected during entire date range
Unique VINs	0	0	0	0	0	0
Unique License Plates	0	0	0	0	0	0
License Plate States	0	0	0	0	0	0

Driver Details ToC Driver Details (based on MCS-150 dated 9/8/2025)			
	Within 100 mi	Beyond 100 mi	TOTAL
# Drivers Interstate	0	1	1
# Drivers Intrastate	0	0	0
<b>TOTAL</b>	0	1	/

Avg. # Trip Lease Drivers/Mo: 0 # Drivers Grand Total: 1 # Drivers Commercially Licensed: 1

**Shared VIN Summary ToC**

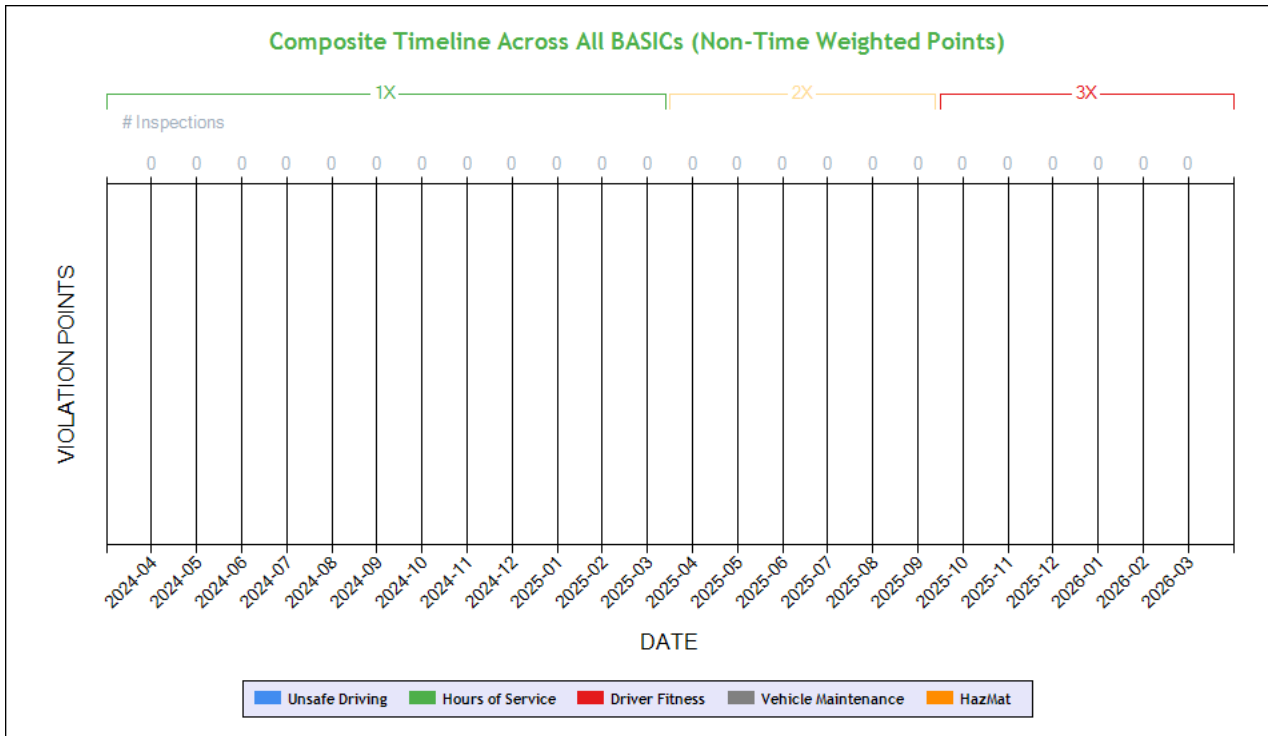
No Data

**SHIPPERS DETAIL ToC based on Inspection results for the last 4 years**

No Data



**Carrier Underwriting Report Safety Summary ToC**



**Time-Weighted Violation Points - no data available to draw a chart**

**Time-Weighted Violation Points by Vehicle - no data available to draw a chart**

See the Excel file for the complete analysis

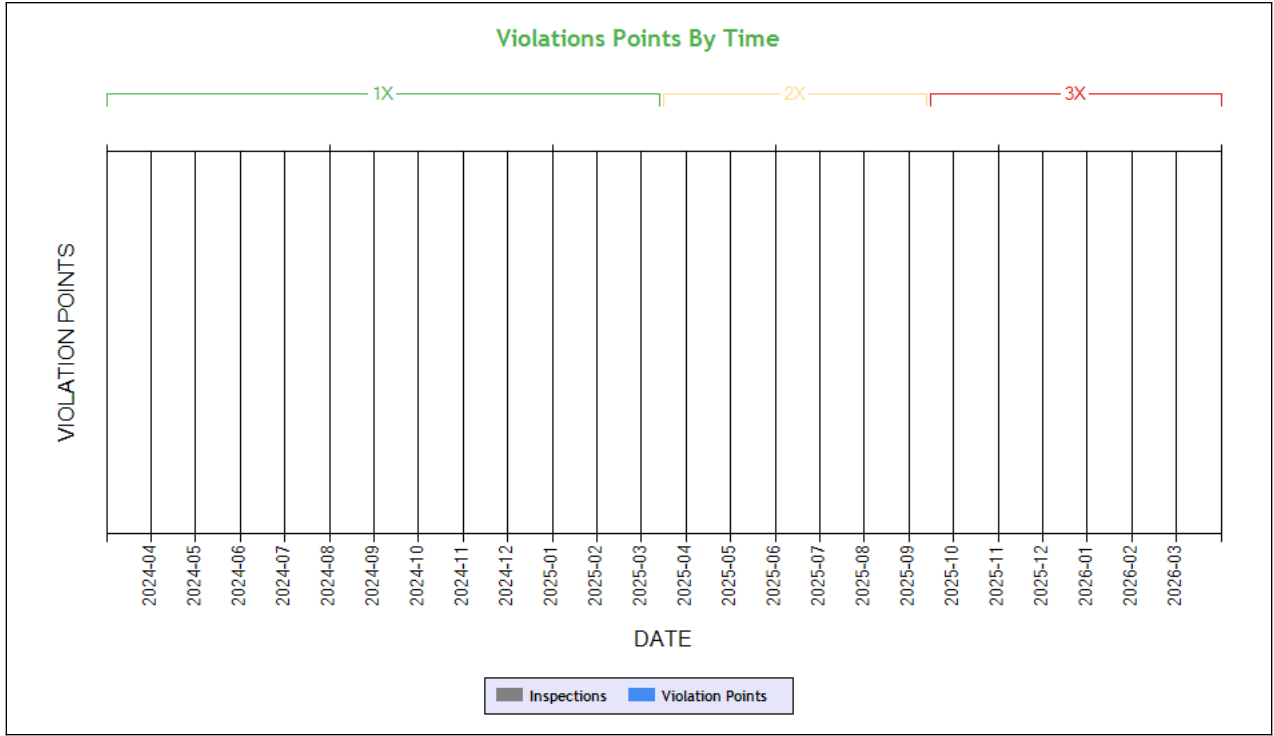
# Violations is in (1-6/7-12/13-24mo)

Shaded = Out Of Service Violation		
Violation Group		
Violation Description	Total Time-weighted Points by VIN	% of Total Time-weighted Points by VIN
Driver Resp		
Total Time-weighted Points		
% Total Time-Wt Pts		



**SAFETY ANALYSIS ToC**

**Unsafe Driving**



**Time-Weighted Violation Points - no data available to draw a chart**

**Time-Weighted Severity Points by Vehicle - no data available to draw a chart**

See the Excel file for the complete analysis

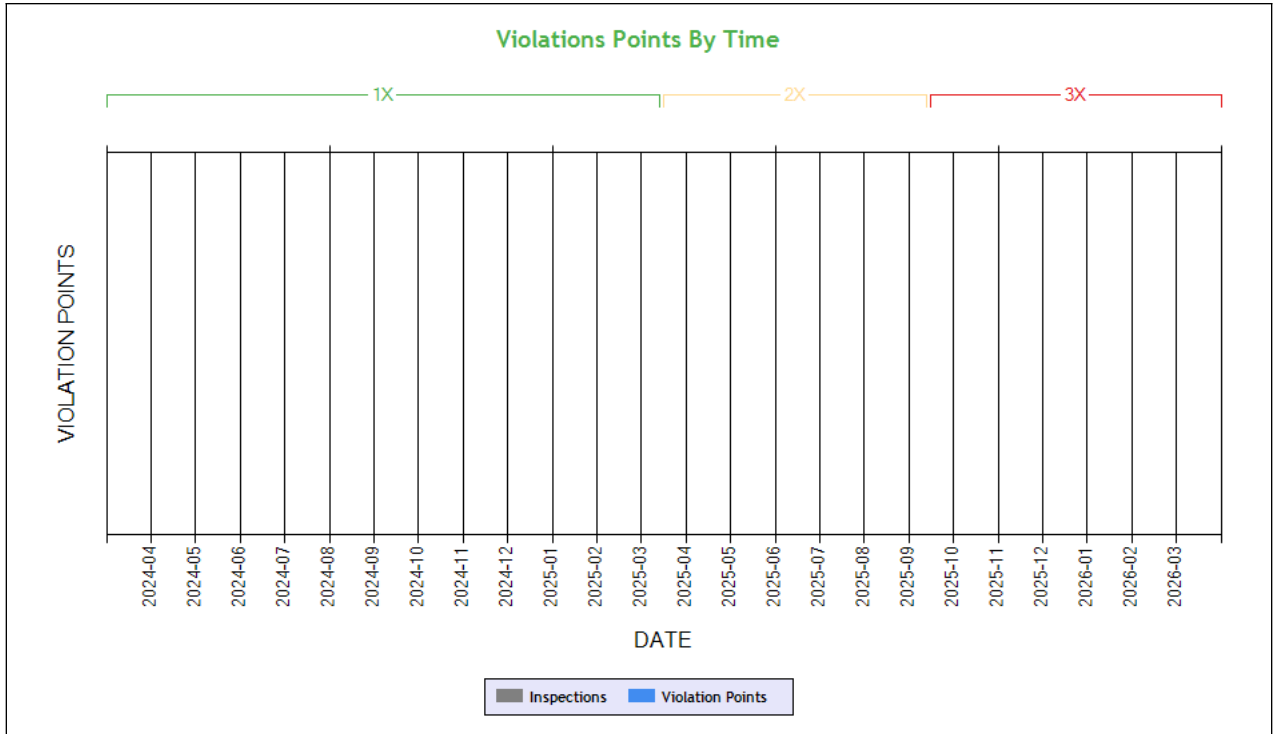
# Violations is in (1-6/7-12/13-24mo)

Shaded = Out Of Service Violation		
Violation Group		
Violation Description	Total Time-weighted Points by VIN	% of Total Time-weighted Points by VIN
Driver Resp		
Total Time-weighted Points		
% Total Time-Wt Pts		

**HOS Compliance**

**Time-Weighted Violation Points - no data available to draw a chart**

**Time-Weighted Severity Points by Vehicle - no data available to draw a chart**



**Carrier Software**  
 1-800-646-5152  
 info@CarrierSoftware.com

**CONFIDENTIAL - Intended for use by Amerigo Insurance Agency - Date: 5/9/2026**

MGJ TRANS INC - DOT# 4464779 / MC1761266

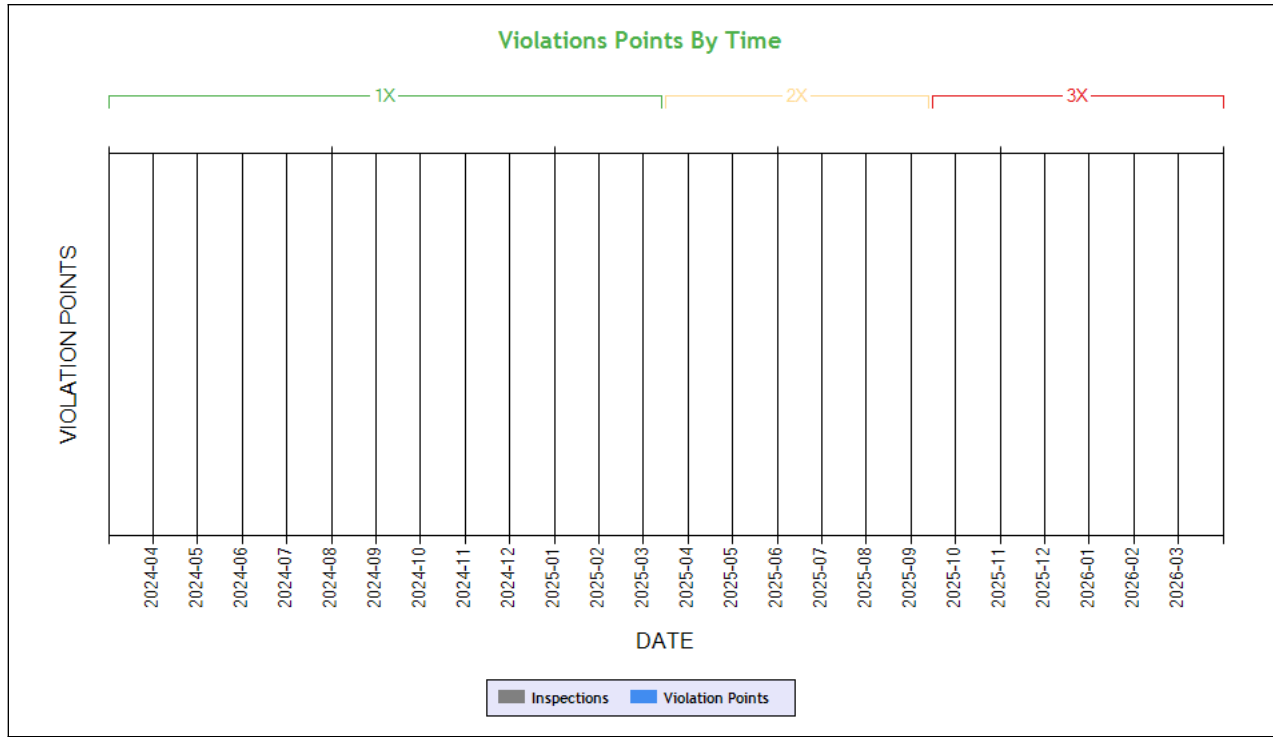
See the Excel file for the complete analysis

# Violations is in (1-6/7-12/13-24mo)

Shaded = Out Of Service Violation		
Violation Group		
Violation Description	Total Time-weighted Points by VIN	% of Total Time-weighted Points by VIN
Driver Resp		
Total Time-weighted Points		
% Total Time-Wt Pts		



**Driver Fitness**



**Time-Weighted Violation Points - no data available to draw a chart**

**Time-Weighted Severity Points by Vehicle - no data available to draw a chart**

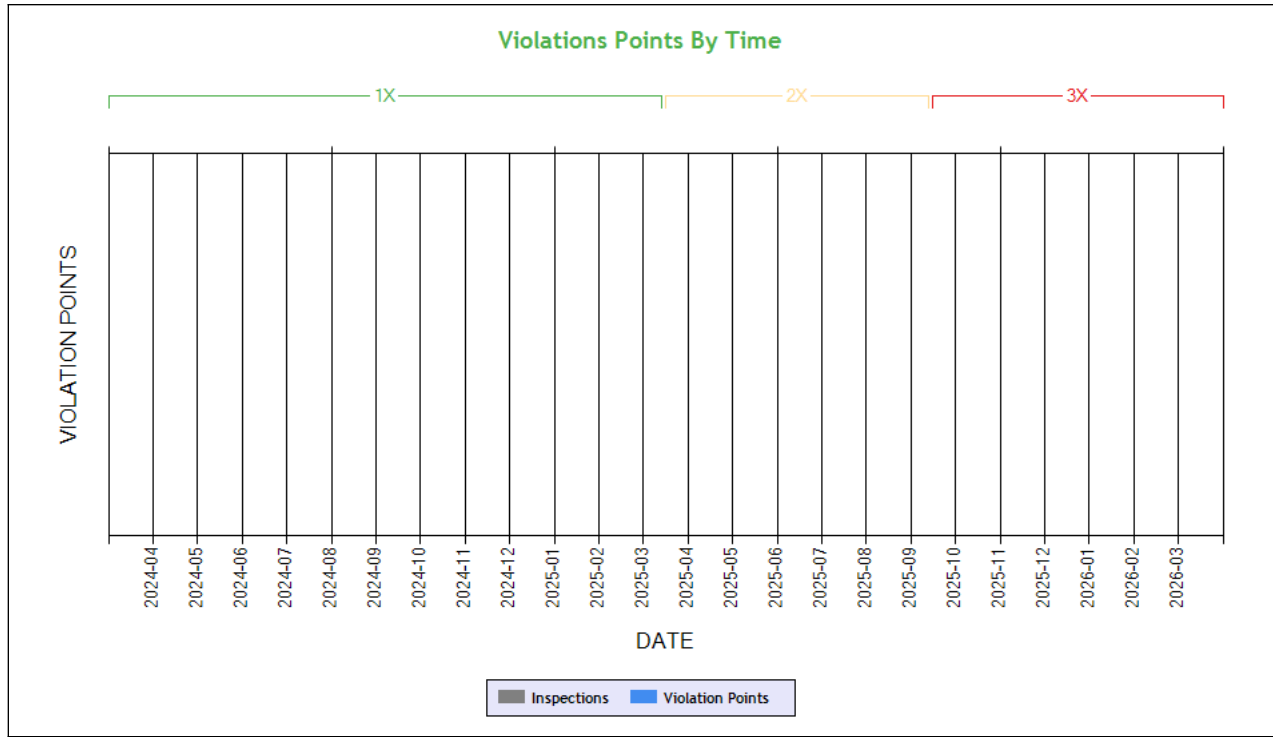
See the Excel file for the complete analysis

# Violations is in (1-6/7-12/13-24mo)

Shaded = Out Of Service Violation		
Violation Group		
Violation Description	Total Time-weighted Points by VIN	% of Total Time-weighted Points by VIN
Driver Resp		
Total Time-weighted Points		
% Total Time-Wt Pts		



**Vehicle Maintenance**



**Time-Weighted Violation Points - no data available to draw a chart**

**Time-Weighted Severity Points by Vehicle - no data available to draw a chart**

See the Excel file for the complete analysis

# Violations is in (1-6/7-12/13-24mo)

Shaded = Out Of Service Violation		
Violation Group		
Violation Description	Total Time-weighted Points by VIN	% of Total Time-weighted Points by VIN
Driver Resp		
Total Time-weighted Points		
% Total Time-Wt Pts		

**COLOR CODED CRASH TABLE ToC**

**No crashes have been reported by the DOT on this Motor Carrier**

**INSPECTIONS WITH SHARED EQUIPMENT:**

**No Data**



**INSPECTION DETAILS for ALL Inspections**

No Data

No data for Inspection Summary By Month

No data for Inspection Summary By Month

No Inspection History

No data for Crash Hot Spots

Equipment and Driver Details <b>ToC</b>						
MCS-150 Date	Equipment (Owned/Leased/Trip)			Driver Details		
	Tractors	Straight Trucks	Trailers	CDL's	Interstate	Intrastate
09/08/2025	1/0/0	0/0/0	1/0/0	1	1	0

Chameleon Type 1 - Chameleon issues highlighted in <b>RED ToC</b>										
DOT	Legal Name	MCS-150 Date	Physical Address	Mailing Address	Company Rep 1	Company Rep 2	Phone	Fax	Cell Phone	Email
3866628	LARRY TRUCKLINES LTD	04/29/2026	15 KIDBROOK ROAD, BRAMPTON, ON, L6P 1Z8	15 KIDBROOK ROAD, BRAMPTON, ON, L6P 1Z8	MANPREET KAUR		(416)-917-8224			LARRYTRUCKLINELTD@GMAIL.COM
2927446	GREAT AMERICA1 TRANSPORT INC	04/16/2026	18189 BROADWELL COURT, LATHROP, CA, 95330	PO BOX 336, FRENCH CAMP, CA, 95231	MANPREET KAUR		(209)-222-3543			GREATAMERICA16@GMAIL.COM
3518762	BORDER EXPRESS LTD	04/08/2026	4617 163 A AVE, EDMONTON, AB, T5Y 3H7	4617 163 A AVE, EDMONTON, AB, T5Y 3H7	MANPREET KAUR	ARMINDER KHOSA	(204)-295-6363	(204)-669-8960		borderexpressltdwpg@hotmail.com
4268872	NEW HOPE FREIGHT INC	04/08/2026	9025 COSTA BLANCA DR, BAKERSFIELD, CA, 93314	P O BOX 22047, BAKERSFIELD, CA, 93390	MANPREET KAUR		(661)-649-4131		(661)-649-4131	NEWHOPEFREIGHTINC@GMAIL.COM
4544447	JDA TRANS INC	04/02/2026	4006 PACIFIC WIND CT, BAKERSFIELD, CA, 93313	PO BOX 21794, BAKERSFIELD, CA, 93390	MANPREET KAUR		(661)-303-5837			JDAINC23@GMAIL.COM
4337498	MR FREIGHT INC	03/23/2026	119 RED EMBERS TERR NE, CALGARY, AB, T3N 1V5	119 RED EMBERS TERR NE, CALGARY, AB, T3N 1V5	MANPREET KAUR		(587)-317-9322		(780)-510-2222	MRFREIGHT22@GMAIL.COM
3543931	SHAANRATTAN LOGISTICS LLC	03/12/2026	4174 DOVER ST, BELLINGHAM, WA, 98226	1901 FRONT ST, LYNDEN, WA, 98264	MANPREET KAUR		(360)-503-7797			shaanrattanlogistics@gmail.com
2393508	AMERICAN CARGO INC	03/11/2026	5893 ELDON DRIVE, LIBERTY TOWNSH, OH, 45011	5893 ELDON DRIVE, LIBERTY TOWNSH, OH, 45011	MANPREET KAUR		(513)-973-6292		(513)-973-6292	americancargo@yahoo.com
4320586	M K TRUCKLINE INC	03/09/2026	9127 BRAYTON PL, INDIANAPOLIS, IN, 46259	9127 BRAYTON PL, INDIANAPOLIS, IN, 46259-2502	MANPREET KAUR		(646)-567-8082			manpreetkaur@mktrucklineinc.com
4532624	WESTMARK CARRIERS INC	02/18/2026	735 SHELBY ST 2007, INDIANAPOLIS, IN, 46203	735 SHELBY ST 2007, INDIANAPOLIS, IN, 46203	MANPREET KAUR		(317)-499-2658			WESTMARKCARRIERSINC@GMAIL.COM
3379675	DEOL TRANSPORT SOLUTIONS LLC	01/31/2026	1767 S STATE HIGHWAY 46 APT 1204, NEW BRAUNFELS, TX, 78130	1767 S STATE HWY 46 APT 1204, NEW BRAUNFELS, TX, 78130	RANDIP SINGH	MANPREET KAUR	(908)-329-7935		(908)-329-7935	DTSLLC65@GMAIL.COM
2783134	HANJRA HAULERS INC	09/11/2025	6902 MAYFIELD ROAD, CALEDON, ON, L7C 0Z8	6902 MAYFIELD ROAD, CALEDON, ON, L7C 0Z8	HARPREET HANJRA	MANPREET KAUR	(905)-763-6132		(365)-228-1434	safety@hanjrahaulers.com
3660136	ANMOL XPRESS INC	08/23/2025	14212 FERNDAL RD, WOODBRIDGE, VA, 22193	14212 FERNDAL RD, WOODBRIDGE, VA, 22193-2133	GURBAKASH SINGH DHAVOA	MANPREET KAUR	(916)-751-8052	(916)-751-8052	(916)-751-8052	ANMOLEXPRESSINC21@GMAIL.COM
2962074	JASHAN BHINDER INC	06/27/2025	3764 BASSETTI CT, CERES, CA, 95307	3764 BASSETTI CT, CERES, CA, 95307-7401	RAJENDER SINGH	MANPREET KAUR	(209)-875-4116		(209)-875-4116	RAJSINGH8301@ICLOUD.COM
3370985	NEXT TRANSPORT LLC	05/23/2025	253 BRAYTON LOOP, YUBA CITY, CA, 95993	253 BRAYTON LOOP, YUBA CITY, CA, 95993-5905	HARJIT BASRA	MANPREET KAUR	(530)-755-7255		(530)-755-7255	NEXTTRANSPORT2020@GMAIL.COM
3933432	MMTOOR EXPRESS INC	02/14/2025	18 BALLYSHIRE DRIVE, BRAMPTON, ON, L6P 2V7	18 BALLYSHIRE DRIVE, BRAMPTON, ON, L6P 2V7	MANJINDER SINGH	MANPREET KAUR	(905)-930-1110	(905)-930-1110	(647)-295-5546	MMTOOREXPRESS@OUTLOOK.COM



3220211	PRABH TRUCKING CO	10/07/2024	6938 ASHLAND POINTE DR, INDIANAPOLIS, IN, 46237	6938 ASHLAND POINTE DR, INDIANAPOLIS, IN, 46237-8658	PRABHDEEP SINGH	MANPREET KAUR	(317)-847-9904	(317)-623-3126	(317)-793-9128	SUKHDEV9128@GMAIL.COM
2416429	JK TRANSPORTATION INC	06/06/2022	2534 TAFT AVE, MANTECA, CA, 95337	PO BOX 252, LATHROP, CA, 95330	BHUPINDER SINGH	MANPREET KAUR	(209)-665-1205			BHUPINDERKHURAL209@GMAIL.COM
1727595	KAHLON TRUCKING INC	08/14/2012	36325 EASTERDAY WAY, FREMONT, CA, 94536	36325 EASTERDAY WAY, FREMONT, CA, 94536	GURNINDER SINGH	MANPREET KAUR	(510)-742-1257	(510)-742-1257	(510)-209-5935	

**No data for Chameleon Type 2**