



Table of Contents

1. Overview	2. BASIC Scores History
3. BASIC Measures	4. KPI: BASIC Measures by Cargo Group
5. Estimated ISS Score	6. Investigation Results
7. Penalties History	8. Acute Critical Violations
9. Red Flag Violation Details	10. DOT Registration Information
11. DOT MCS-150 History	12. Crash Summary
13. Inspection Summary	14. KPI: Inspection Viol OOS Rates by Cargo Group
15. FHWA Registration Information	16. FHWA Insurance Information
17. FHWA Authorities	18. Severe Violations
19. Violation Report	20. Violation Summary
21. Violation Enforcement Chronology	22. Inspection Violations & OOS Counts
23. Radius Of Operation	24. Inspection & Crash Locations
25. Cargo Hot Spots	26. Inspection Violations & OOS Chronology
27. Percent of Insp & Crash by State	28. VIN Insp Summary by State
29. Violations By Unit Type	30. Inspection/Crash Map
31. Equipment Ownership	32. Equipment Details
33. Vehicle Age	34. States of Power Unit Registrations
35. Equipment Acquisitions	36. Driver Details
37. Shared VIN Summary	38. Shipper Table
39. Safety Summary	40. Safety Details
41. Crash Detail Color Coded PDF	42. Inspections with Shared Equipment
43. Inspection Tabular Details	44. Inspection Summary By Month
45. VIN Inspection Violation Details	46. Inspection History
47. Crash Hot Spots	48. DOT MCS-150 History Equipment and Driver Details
49. Chameleon	



Business Address

2768 NESTLEBROOK TRL
 VIRGINIA BEACH, VA
 23456

Contact Info

(909)-776-3997
 ROYALEAGLESTRANSPORTINC@G
 MAIL.COM

FHWA Address

2768 NESTLEBROOK TRL
 VIRGINIA BEACH,VA,23456
 Phone:(909)-776-3997

Mailing Address


2768 NESTLEBROOK TRL
 VIRGINIA BEACH, VA
 23456-8221

Overview [ToC](#)

Operating Status: AUTHORIZED FOR Property
 One other company viewed this DOT in the past two months
Crash/PU ratio: 0.0%
Clean Inspection ratio: No inspections

Estimated BASIC Scores (as of 2/27/2026)

	Unsafe Driving	Hours of Service	Driver Fitness	Controlled Sub. and Alcohol	Vehicle Maintenance	HM Compliance	Crash
Relative Scores	0% ○	0% ○	0% ○	0% ○	0% ○	0% ○	0% ○
Alert Status	No	No	No	No	No	No	No



Estimated Inspection Selection System (ISS) Score: 63
Category: Optional Inspect

* The Estimated ISS score is based on Insufficient Data Algorithm *

BASIC Scores History - Unsafe Driving [ToC](#)

There are no Scores for this BASIC

BASIC Scores History - Hours of Service [ToC](#)

There are no Scores for this BASIC

BASIC Scores History - Driver Fitness [ToC](#)

There are no Scores for this BASIC

BASIC Scores History - Controlled Substance [ToC](#)

There are no Scores for this BASIC



BASIC Scores History - Vehicle Maintenance ToC

There are no Scores for this BASIC

BASIC Scores History - Crash ToC

There are no Scores for this BASIC

BASIC Scores History - Hazmat ToC

There are no Scores for this BASIC

BASIC Measures: Violation Points per Inspection Trends ToC

No inspection violations

BASIC Measures * - Table ToC

UD-Unsafe Driving, HOS-Hours of Service, DF-Driver Fitness, CS-Controlled Substances, VM-Vehicle Maintenance

Date	UD Measure	UD AC	UD with Viol	HOS Measure	HOS AC	HOS with Viol	DF Measure	DF AC	DF with Viol	CS Measure	CS AC	CS with Viol	VM Measure	VM AC	VM with Viol
02/2026	0.00	N	0	0.00	N	0	0.00	N	0	0.00	N	0	0.00	N	0
01/2026	0.00	N	0	0.00	N	0	0.00	N	0	0.00	N	0	0.00	N	0
12/2025	0.00	N	0	0.00	N	0	0.00	N	0	0.00	N	0	0.00	N	0
11/2025	0.00	N	0	0.00	N	0	0.00	N	0	0.00	N	0	0.00	N	0
10/2025	0.00	N	0	0.00	N	0	0.00	N	0	0.00	N	0	0.00	N	0
09/2025	0.00	N	0	0.00	N	0	0.00	N	0	0.00	N	0	0.00	N	0

* BASIC Measures are the absolute SMS scores that are compared within each Safety Event Group to determine the BASIC Score percentiles.

KPI: BASIC Measures by Fleet Size and Cargo Group ToC

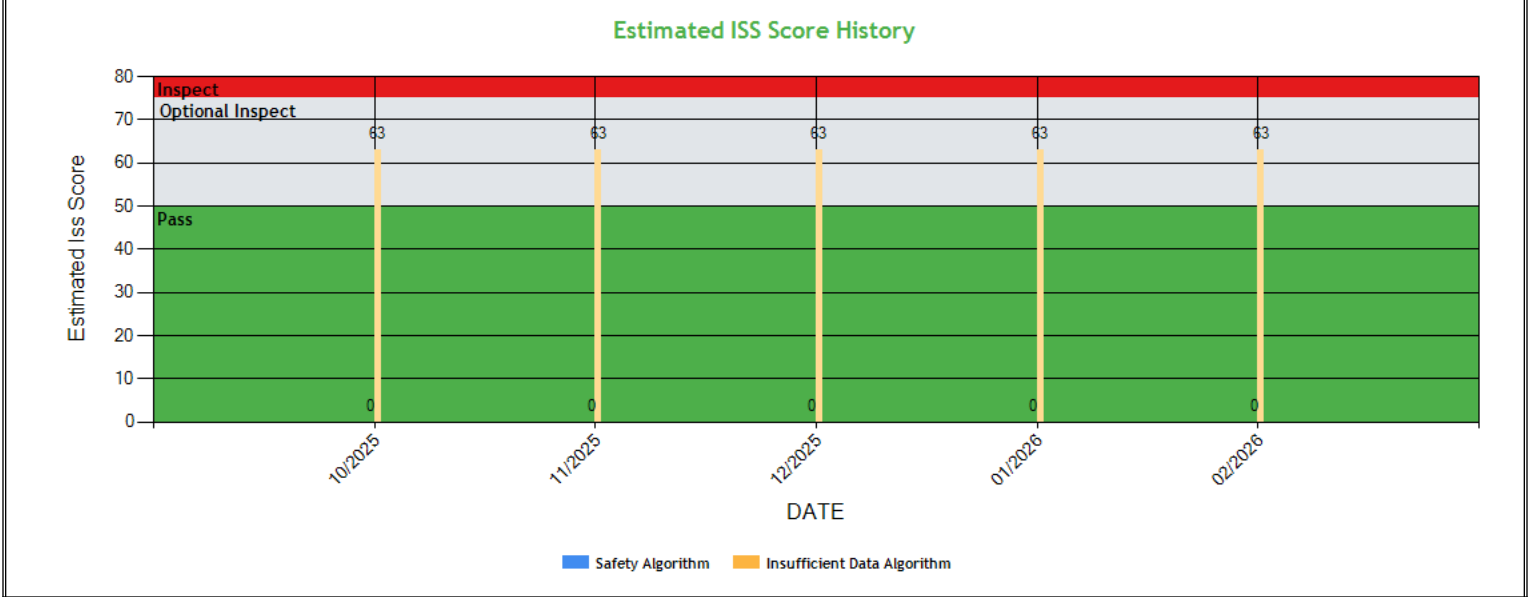
Fleet Size: 1-5 PUs

Cargo Group (Companies)	Unsafe Driving		Hours of Service		Driver Fitness		Controlled Substance		Vehicle Maintenance		HM Compliance		Crash	
	Avg.	Comp. to Avg.	Avg.	Comp. to Avg.	Avg.	Comp. to Avg.	Avg.	Comp. to Avg.	Avg.	Comp. to Avg.	Avg.	Comp. to Avg.	Avg.	Comp. to Avg.
General Freight (484124)	0.76	Better	0.21	Better	0.22	Better	0.01	Better	1.89	Better	0.01	Better	0.06	Better
ROYALEAGLES TRANSPORT INC	0.00		0.00		0.00		0.00		0.00		0.00		0.00	



Estimated ISS Score History - Chart ToC

About the Inspection Selection System



Estimated ISS Score History - Table ToC

Date	Estimated ISS Score	Recommendation	Algorithm
02/27/2026	63	Optional Inspect	Insufficient Data Algorithm
01/30/2026	63	Optional Inspect	Insufficient Data Algorithm
12/26/2025	63	Optional Inspect	Insufficient Data Algorithm
11/28/2025	63	Optional Inspect	Insufficient Data Algorithm
10/31/2025	63	Optional Inspect	Insufficient Data Algorithm

Investigation Results ToC

No Investigations reported on FMCSA website

Penalties History ToC

There is a problem with the Penalties data on FMCSA website.

Acute Critical Violations (Based on Investigations as per CSA Methodology Appendix A) ToC

No Data

No red flag violations in the last 24 months



DOT Registration Information: The following information on this specific DOT # is from the Federal DOT (as of Operating Authority)					
DOT Registration: 09/17/2025		Total Power Units: 1	Total Trucks: 1	Total Trailers: 1	Total Passenger Vehicles: 0
Status	Entity Type	Organization Type	Nation	Total Cars	Drivers / CDL Drivers
A	C	-	US	0	1* / 1
MCS-150 Date	Op Codes	Shipper Op Codes	Shipper HazMat Op Codes	Latest Review Type	Latest Review Document Number(Date)
09/17/2025	A				()
MCS-150 Mileage (Year)	Record Update Date	Transports Hazmats	DOT Census Date	Recordable Accident Rate	Preventable Accident Rate
()*	09/17/2025	N		0%	0%
MCS-151 Mileage	Safety Rating (Date)	SEA Accident	SEA Driver	SEA Vehicle	SEA Management
0	None (None)	0%	0%	0%	0%
Classification Codes		Cargo Carried (per MCS-150)			
Authorized-For-Hire		General Freight			

DOT MCS-150 History ToC			(as of 09/30/2025 DOT census)						
Census Date	MCS-150 Date	MCS-150 Mileage	VMT Year	Power Units	Drivers	Trailers	Company Rep1	Company Rep2	Email
9/30/2025	9/17/2025	0		1	1	-	PUNEET KUMAR		ROYALEAGLESTRANSPORTINC@GMAIL.COM

Crash Summary Chart ToC Crashes Summary - Chart (based on all available crash data)
No Data

Crashes Summary - Table (based on all available crash data) ToC										
	TOTAL	Last 6 months	7-12 months	13-18 months	19-24 months	25-30 months	30-36 months	37-41 months	42-48 months	Over 49 months
Total Reportable	0	0	0	0	0	0	0	0	0	0
Fatalities	0	0	0	0	0	0	0	0	0	0
Injuries	0	0	0	0	0	0	0	0	0	0
Tow Away	0	0	0	0	0	0	0	0	0	0
With Citations	0	0	0	0	0	0	0	0	0	0
Federal Recordable	0	0	0	0	0	0	0	0	0	0
Preventable	0	0	0	0	0	0	0	0	0	0
Crash per Pwr Unit	-	0.0%	0.0%	0.0%	0.0%	0.0%	0.0%	0.0%	0.0%	-

Inspection Summary ToC			
The following inspection information is based on results for 24 months prior to: 04/12/2026. Please note that the total inspections number is not necessarily the total of the vehicle, driver and hazmat inspections, as one inspection may have included any combination of the below inspections.			
Overall	Vehicle	Driver	Hazmat
(Please note that the total inspections number is not necessarily the total of the vehicle, driver and hazmat inspections, as one inspection may have included any combination of the below inspections) Total Inspections: 1 Total Out of Service: 0 Out of Service: 0% National Average: 21.02% Difference: -21.02%	Total Inspections: 0 Total Out of Service: 0 Out of Service: 0.00% National Average: 24.98% Difference: -24.98%	Total Inspections: 1 Total Out of Service: 0 Out of Service: 0.00% National Average: 6.85% Difference: -6.85%	Total Inspections: 0 Total Out of Service: 0 Out of Service: 0.00% National Average: 2.14% Difference: -2.14%



KPI: Inspection Viol OOS Rates by Cargo Group ToC

Cargo Group	OVERALL		VEHICLE		DRIVER		HAZMAT	
	Average	Compared to Average	Average	Compared to Average	Average	Compared to Average	Average	Compared to Average
General Freight	29.75%	Better	25.49%	Better	13.70%	Better	0.17%	Better
ROYALEAGLES TRANSPORT INC	0%		0%		0%		0%	

FHWA Registration Information: The following data on this Motor Carrier is from the Federal Hwy Administration (as of 3/17/2026)

Docket Number	DOT Number	Company Name	DBA Name	Address	City	State	Country	ZIP Code
MC1763612	4469211	ROYALEAGLES TRANSPORT INC		2768 NESTLEBROOK TRL	VIRGINIA BEACH	VA	US	23456
Phone Number	Fax Number	Mail Address	Mail City	Mail State	Mail Contry	Mail ZIP Code	Mail Phone Number	Mail Fax Number
(909)-776-3997		2768 NESTLEBROOK TRL	VIRGINIA BEACH	VA	US	23456-8221		
Date of Last Change	Freight	Passenger	Household Goods	Active Authority	Pending Authority	Revocation Pending Authority		
3/17/2026	Y	N	N	/ Common /	/	/ Common /		

Insurance Required (as of 03/17/2026) ToC

Docket Number	Insurance Type	Insurance Required	Insurance on File
MC1763612	BIPD	\$750k	\$750k
MC1763612	Cargo	No	No
MC1763612	Bond	No	No

Active / Pending Insurance (as of 03/17/2026)

No Data

Insurance History (as of 03/17/2026)

Docket Number	Form	Type	Insurance Carrier	Policy/Surety	Coverage From	Coverage To	Effective Date From	Effective Date To
MC1763612	91X	BIPD/Primary	ACCREDITED SPECIALTY INSURANCE COMPANY	2-CWS-VA-19-S0378179-00	\$0k	\$750k	11/04/2025	02/13/2026 Cancelled
MC1763612	91X	BIPD/Primary	ACCREDITED SPECIALTY INSURANCE COMPANY	2-CWS-VA-19-S0378179-00	\$0k	\$750k	11/04/2025	01/27/2026 Cancelled
MC1763612	91X	BIPD/Primary	ACCREDITED SPECIALTY INSURANCE COMPANY	2-CWS-VA-19-S0378179-00	\$0k	\$750k	11/04/2025	11/04/2025 Replaced
MC1763612	91X	BIPD/Primary	ACCREDITED SPECIALTY INSURANCE COMPANY	2-CWS-VA-19-S0378179-00	\$0k	\$750k	11/04/2025	11/04/2025 Replaced
MC1763612	91X	BIPD/Primary	ACCREDITED SPECIALTY INSURANCE COMPANY	2-CWS-VA-19-S0378179-00	\$0k	\$750k	11/04/2025	11/04/2025 Replaced
MC1763612	91X	BIPD/Primary	ACCREDITED SPECIALTY INSURANCE COMPANY	2-CWS-VA-19-S0378179-00	\$0k	\$750k	11/04/2025	11/04/2025 Replaced
MC1763612	91X	BIPD/Primary	ACCREDITED SPECIALTY INSURANCE COMPANY	2-CWS-VA-19-S0378179-00	\$0k	\$750k	11/04/2025	11/04/2025 Replaced
MC1763612	91X	BIPD/Primary	ACCREDITED SPECIALTY INSURANCE COMPANY	2-CWS-VA-19-S0378179-00	\$0k	\$750k	11/04/2025	11/04/2025 Replaced



FHWA Authorities (as of 03/17/2026) ToC								
Docket#	L&I Name	Active Authority	Inactive Authority	Pending Authority	Revocation Pending Authority	Freight	Passenger	Household Goods
MC1763612	ROYALEAGLES TRANSPORT INC	Common /			Common /	Yes	No	No

Authority History (as of 03/17/2026)				
Docket Number	Sub	Auth Type	Original Action	Disposition
MC1763612		COMMON	INVOLUNTARY REVOCATION 1/20/2026 12:00:00 AM	DISCONTINUED REVOCATION 2/10/2026 12:00:00 AM
MC1763612		COMMON	GRANTED 11/10/2025 12:00:00 AM	

Severe Violations (i.e. those with >= 8 points) - Chart **ToC**

No Data

Severe Violations (i.e. those with >= 8 points) - Table

No Data

Violation Report **ToC**

Inspection Date	Inspection State	BASIC	Violation Description	OOS	VIN	Severity Points
03/09/2026	KS	-	392.2SLLIFTA - State/Local Laws - State tax/International Fuel Tax (IFTA) violation	No	3AKJHHRXMSMJ7356 (PU)	0
03/09/2026	KS	Unsafe Driving	392.2SLLTCD - STATE/LOCAL LAWS - FAILED TO OBEY A TRAFFIC CONTROL DEVICE - PERMANENT OR TEMPORARY - E.G. SAFETY OFFICIAL SIGNAL SIGN LIGHT LANE MARKING OTHER.	No	3AKJHHRXMSMJ7356 (PU)	5

No filters were applied when generating this report, see the live report for more options.

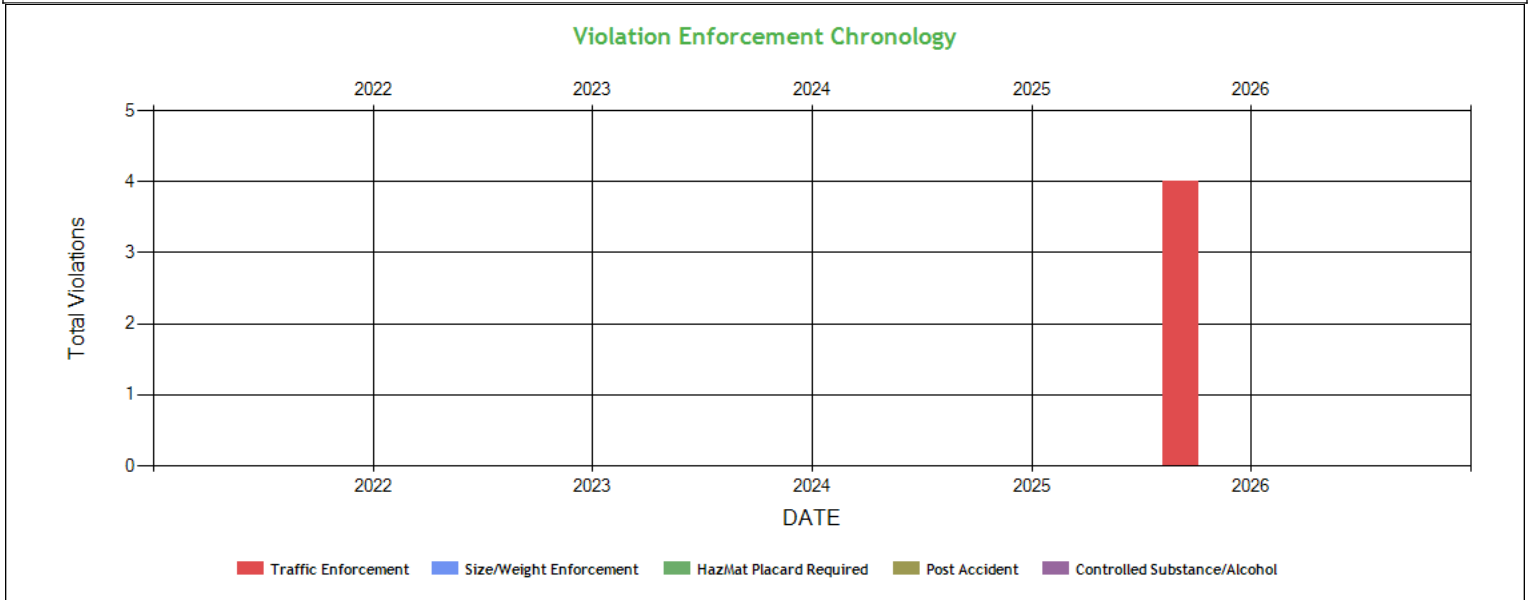
Violation Summary **ToC**

BASIC	Violation Group	Code	Description	# of Violations	# of OOS Violations	Severity Points
Unsafe Driving	Dangerous Driving	392.2SLLTCD	STATE/LOCAL LAWS - FAILED TO OBEY A TRAFFIC CONTROL DEVICE - PERMANENT OR TEMPORARY - E.G. SAFETY OFFICIAL SIGNAL SIGN LIGHT LANE MARKING OTHER.	1	0	5
	ADMIN MOTOR CARRIER	392.2SLLIFTA	State/Local Laws - State tax/International Fuel Tax (IFTA) violation	1	0	0

No filters were applied when generating this report, see the live report for more options.



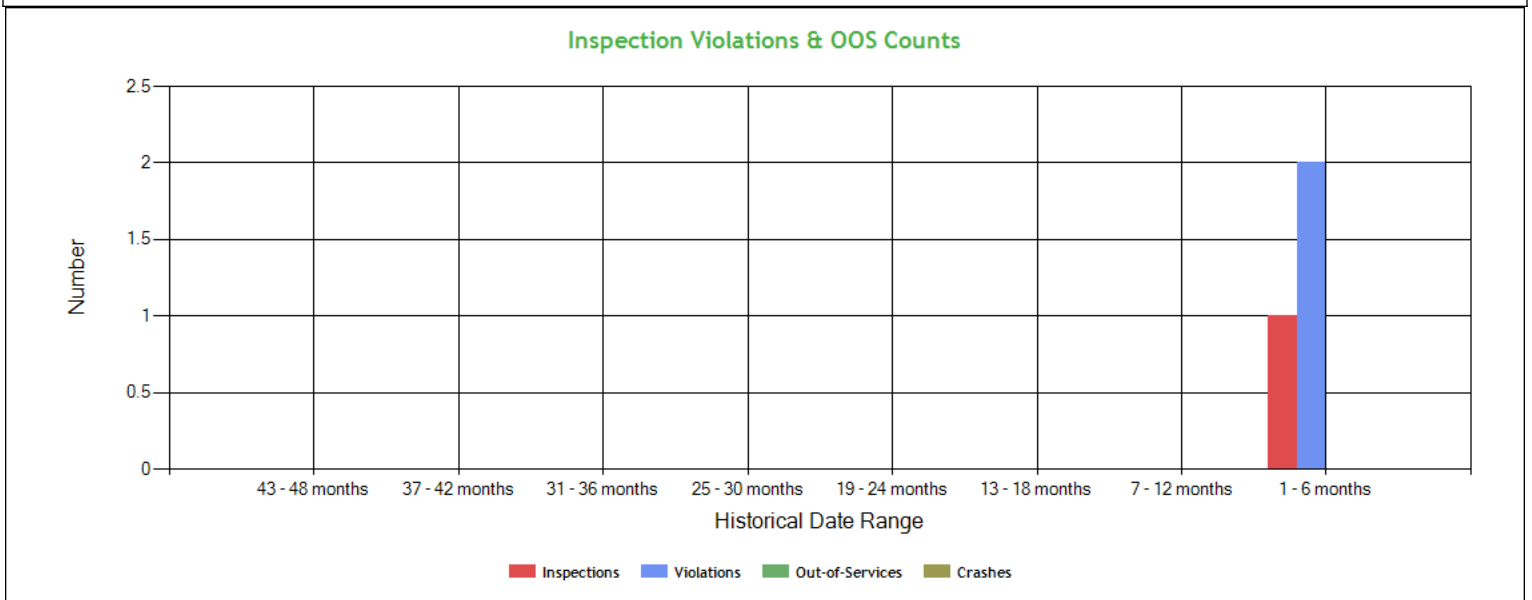
Violation Enforcement Chronology - Chart ToC



Violation Enforcement Chronology - Table ToC

	2022	2023	2024	2025	2026
Traffic Enforcement	0	0	0	0	4
Size/Weight Enforcement	0	0	0	0	0
HazMat Placard Required	0	0	0	0	0
Post Accident	0	0	0	0	0
Controlled Substance/Alcohol	0	0	0	0	0

Inspection Violations & OOS Counts - Chart ToC



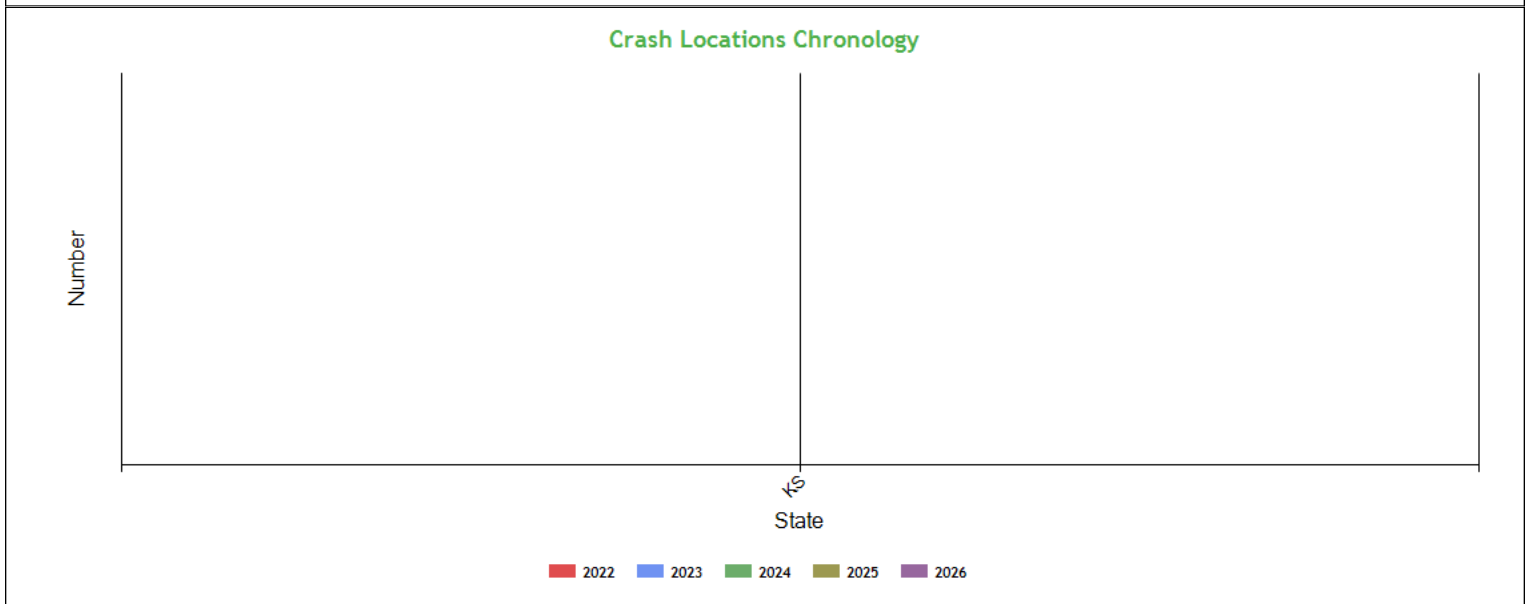
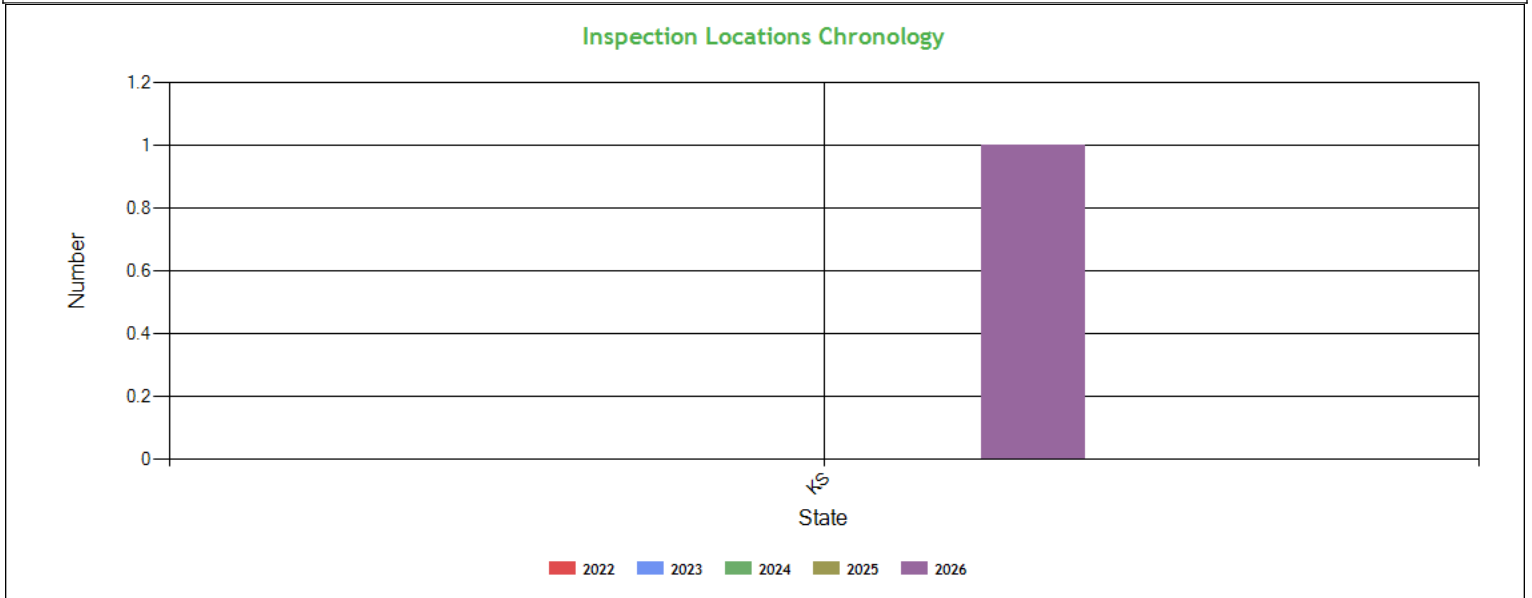


Inspection Violations & OOS Counts - Table ToC				
Date Range	Inspections	Violations	Out-of-Services	Crashes
TOTAL	1	2	0	0
1 - 6 months	1	2	0	0
7 - 12 months	0	0	0	0
13 - 18 months	0	0	0	0
19 - 24 months	0	0	0	0
25 - 30 months	0	0	0	0
31 - 36 months	0	0	0	0
37 - 42 months	0	0	0	0
43 - 48 months	0	0	0	0

Radius of Operation (based on Inspections and Crashes during the past 3 years) ToC								
	Total	Drive between 0 and 50 miles radius	Drive between 51 and 200 miles radius	Drive between 201 and 300 miles radius	Drive between 301 and 400 miles radius	Drive between 401 and 500 miles radius	Drive between 501 and 600 miles radius	Drive beyond 600 miles radius
Power Units (i.e. unique VINs)	1	0	0	0	0	0	0	1
Percent	100%	0%	0%	0%	0%	0%	0%	100%



Inspection & Crash Locations - Chart ToC



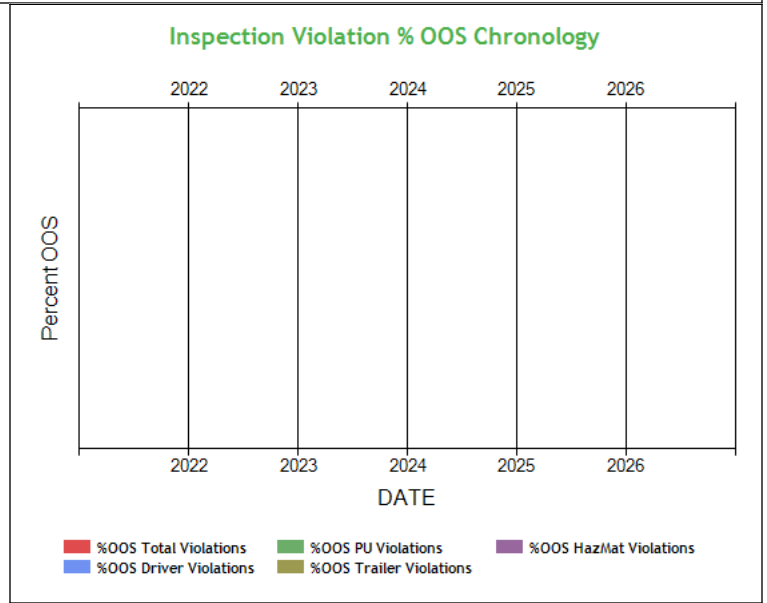
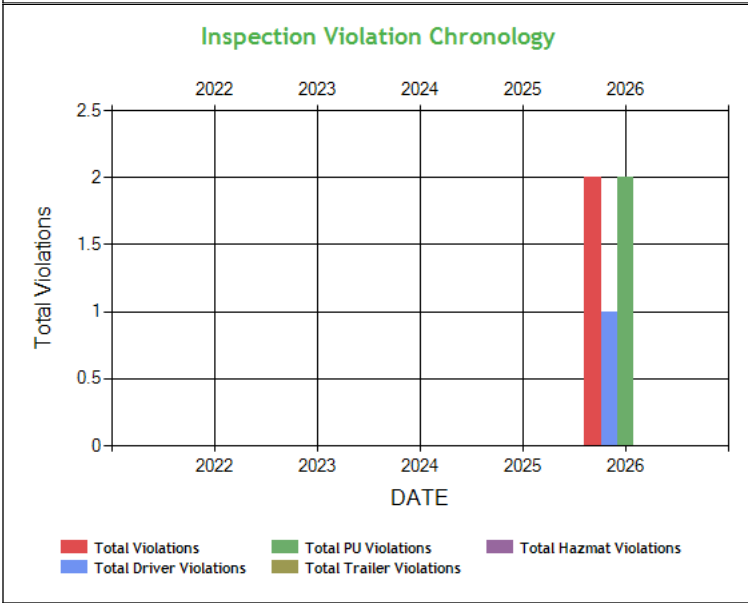
Inspection & Crash Locations - Table ToC

State	Inspections					Violations					Out-of-Services					Crashes				
	2022	2023	2024	2025	2026	2022	2023	2024	2025	2026	2022	2023	2024	2025	2026	2022	2023	2024	2025	2026
TOTAL	0	0	0	0	1	0	0	0	0	3	0	0	0	0	0	0	0	0	0	0
KS	0	0	0	0	1	0	0	0	0	3	0	0	0	0	0	0	0	0	0	0

No hot spot data in the last 12 months



Inspection Violation % OOS Chronology - Chart ToC

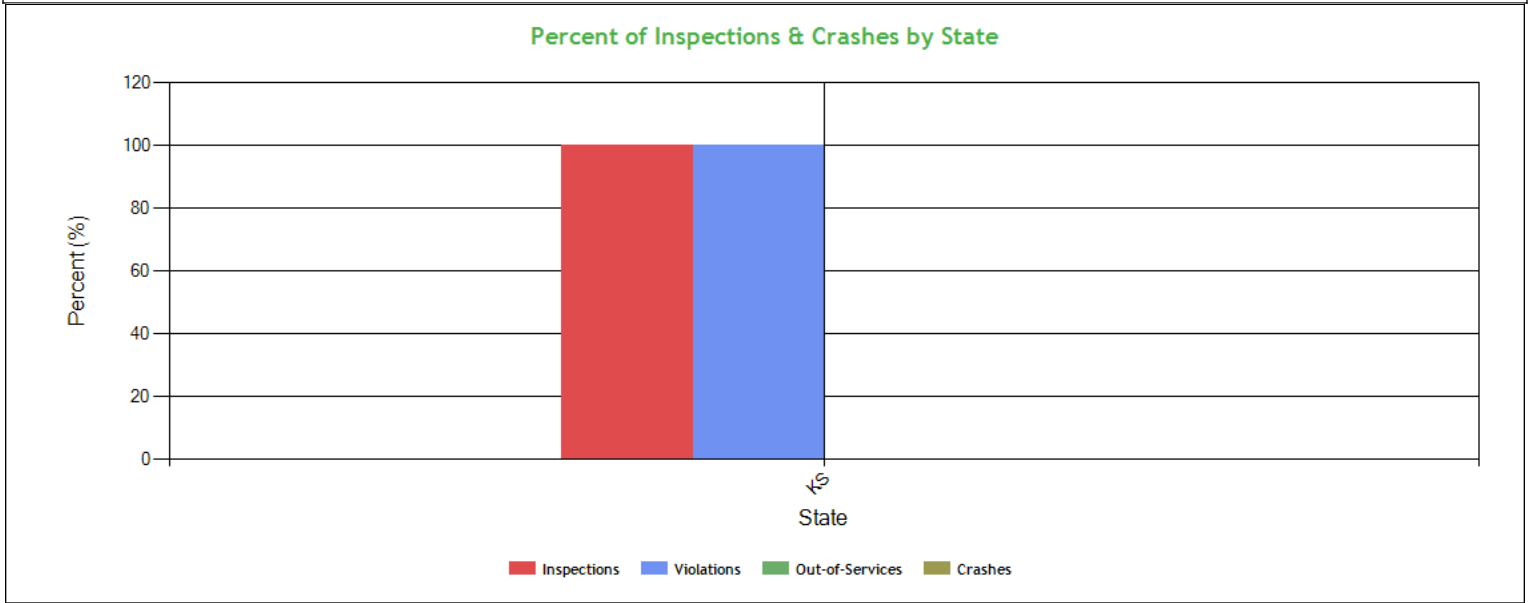


Inspection Violation % OOS Chronology - Table ToC

	2022	2023	2024	2025	2026
Total Violations	0	0	0	0	2
Total Out Of Services	0	0	0	0	0
%OOS Total Violations	0	0	0	0	0
Total Driver Violations	0	0	0	0	1
Total Driver Out Of Services	0	0	0	0	0
%OOS Driver Violations	0	0	0	0	0
Total PU Violations	0	0	0	0	2
Total PU Out Of Services	0	0	0	0	0
%OOS PU Violations	0	0	0	0	0
Total Trailer Violations	0	0	0	0	0
Total Trailer Out Of Services	0	0	0	0	0
%OOS Trailer Violations	0	0	0	0	0
Total Hazmat Violations	0	0	0	0	0
Total Hazmat Out Of Services	0	0	0	0	0
%OOS HazMat Violations	0	0	0	0	0



Percent of Insp & Crash by State - Chart ToC



Percent of Insp & Crash by State - Table (based on Inspection data from the last 4 years) ToC

State	Inspections		Violations		Out-of-Services		Crashes	
	Total	Percent	Total	Percent	Total	Percent	Total	Percent
	1	100	3	100	0	100	0	100
KS	1	100	3	100	0	0	0	0

VIN Insp Summary by State (based on inspection from the last 2 years) ToC

VIN	Insp	Viol Pts	Counts in each State	
			KS	
			Insp	Viol Pts
TOTALS	1/5*	1/5**	1	5
3AKJHHDRXMMSM J7356	1	5	1	5

*<Total number of inspections for these 1 VIN(s)>/n<Total number of inspections for these 1 state(s)>

**<Total severity sum for these 1 VIN(s)>/n<Total severity sum for these 1 state(s)>

Violations By Unit Type ToC

of Violations: 1 Total Severity: 5 based on inspections in the last 2 years

Violation Unit: Driver	# of Violations: 1	Total Severity: 5	% of Total: 100%
Viol. Group: Dangerous Driving	# of Violations: 1	Total Severity: 5	% of Total: 100%
Violation	Number of Occurrences	Viol. Severity	Total Severity
392.2SLLTCD:STATE/LOCAL LAWS - FAILED TO OBEY A TRAFFIC CONTRO	1	5	5



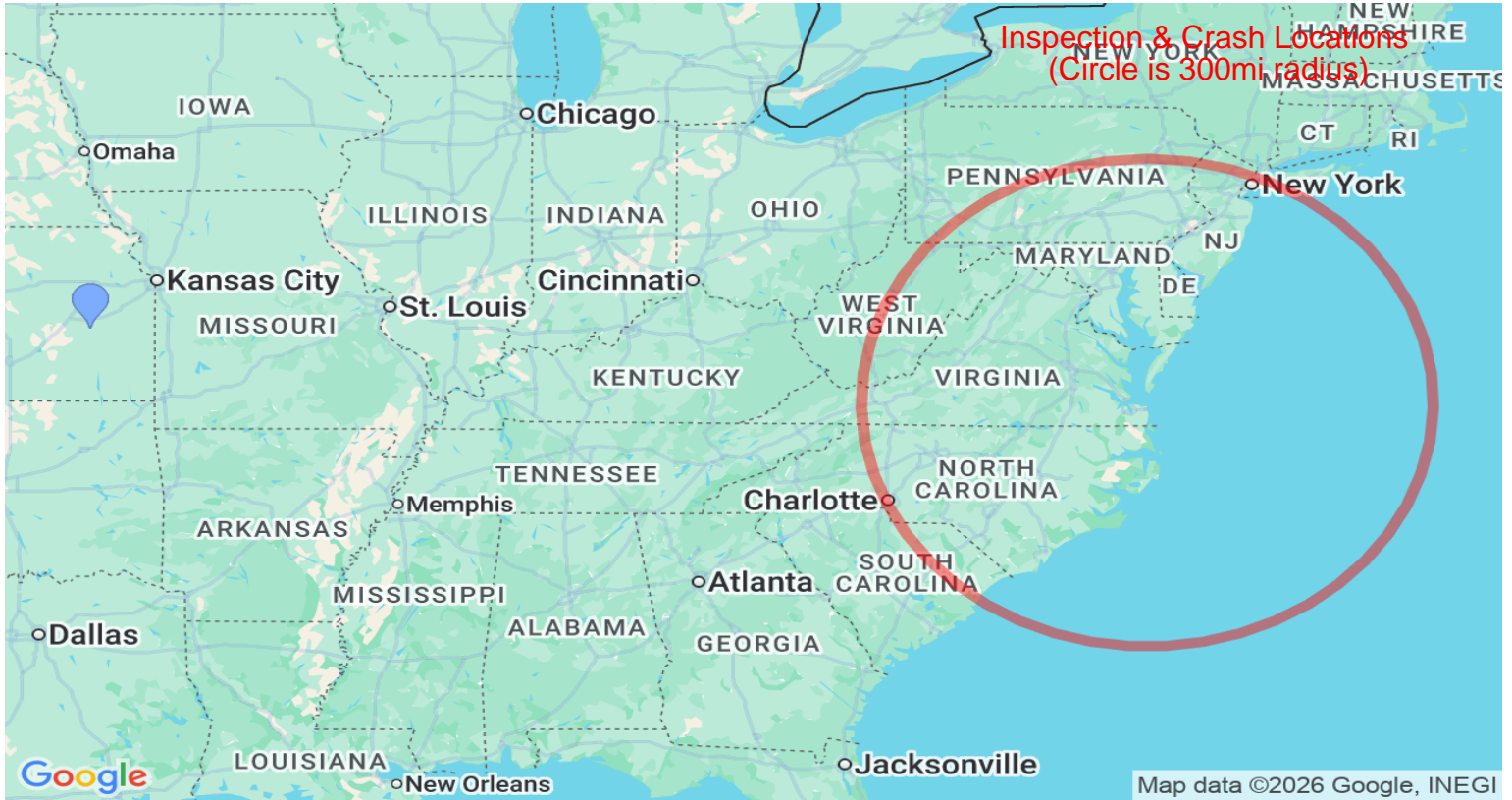
INSPECTION/CRASH MAP ToC

PU Inspection

Trailer Inspection

OOS Inspection

Crash



Equipment Ownership ToC Equipment Ownership (based on MCS-150 dated 9/17/2025)					
	Trucks	Tractors	Trailers	Motor Coaches	Vans
Owned	0	1	1	0	0
Term Leased	0	0	0	0	0
Trip Leased	0	0	0	0	0
Total No.	0	1	1	0	0

Equipment Details Power Units ToC									
VIN	Latest Insp Date	Year	Make	Model	Body Class	Body Type	Axles	Len	Fuel Type
3AKJHHRXMS MJ7356	03/09/2026	2021	FREIGHTLINER	New Cascadia 126" Sleepercab	Truck-Tractor	-	-	-	Diesel
No Equipment Details for Trailers									

Vehicle Age ToC				
Year	# Power Units	PU Percentage	# Trailers	Trailres Percentage



2021	1	100.00%	0	0%
------	---	---------	---	----

Based on 24 months of inspection data, see the live report for more options

States of Power Unit Registrations ToC	
State	KS
Number of Power Units	1

Equipment Acquisitions - Table ToC						
	Power Units inspected for 1st time in past 12 months	Power Units inspected for 1st time in past 24 months	Power Units inspected during entire date range	Trailers inspected for 1st time in past 12 months	Trailers inspected for 1st time in past 24 months	Trailers inspected during entire date range
Unique VINs	1	1	1	1	1	1
Unique License Plates	1	1	1	1	1	1
License Plate States	1	1	1	1	1	1

Driver Details ToC Driver Details (based on MCS-150 dated 9/17/2025)			
	Within 100 mi	Beyond 100 mi	TOTAL
# Drivers Interstate	0	1	1
# Drivers Intrastate	0	0	0
TOTAL	0	1	/

Avg. # Trip Lease Drivers/Mo: 0 # Drivers Grand Total: 1 # Drivers Commercially Licensed: 1

Shared VIN Summary ToC
--

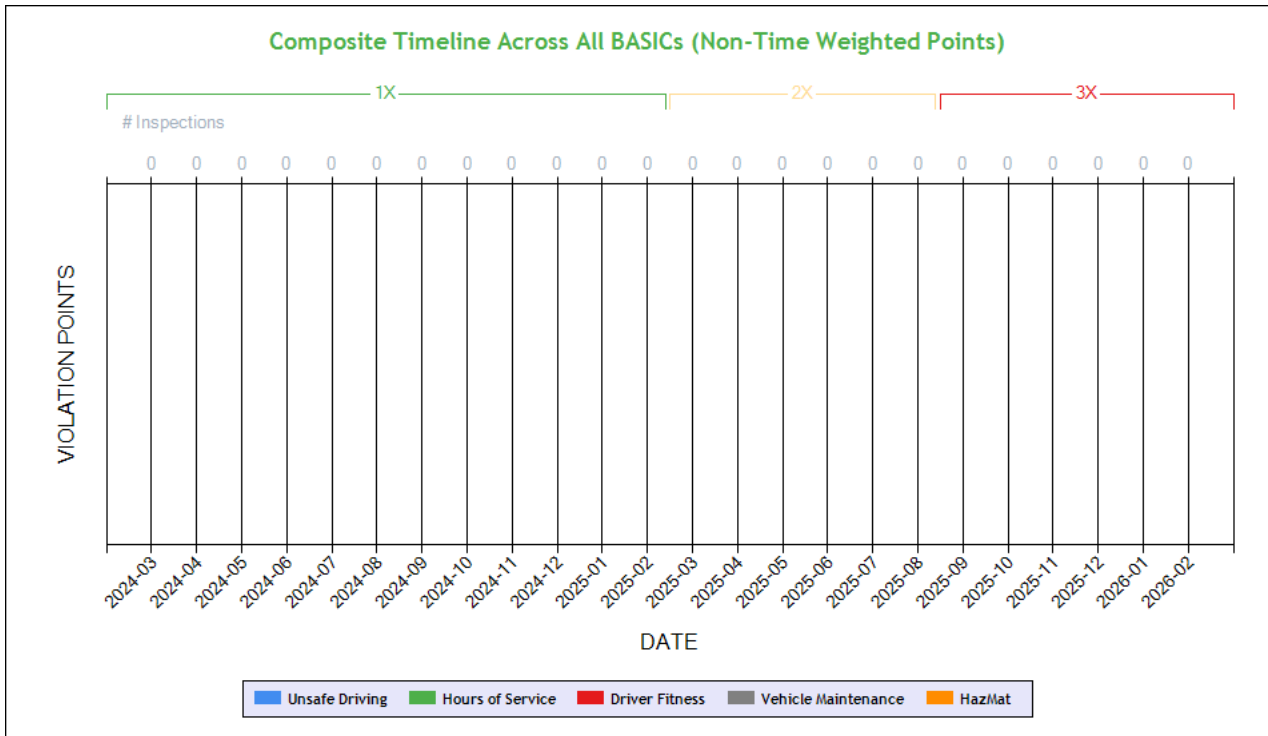
No Data

SHIPPERS DETAIL [ToC](#) based on Inspection results for the last 4 years

Shipper Name	Number of Inspections
WALMART	1



Carrier Underwriting Report Safety Summary ToC



Time-Weighted Violation Points - no data available to draw a chart

Time-Weighted Violation Points by Vehicle - no data available to draw a chart

See the Excel file for the complete analysis

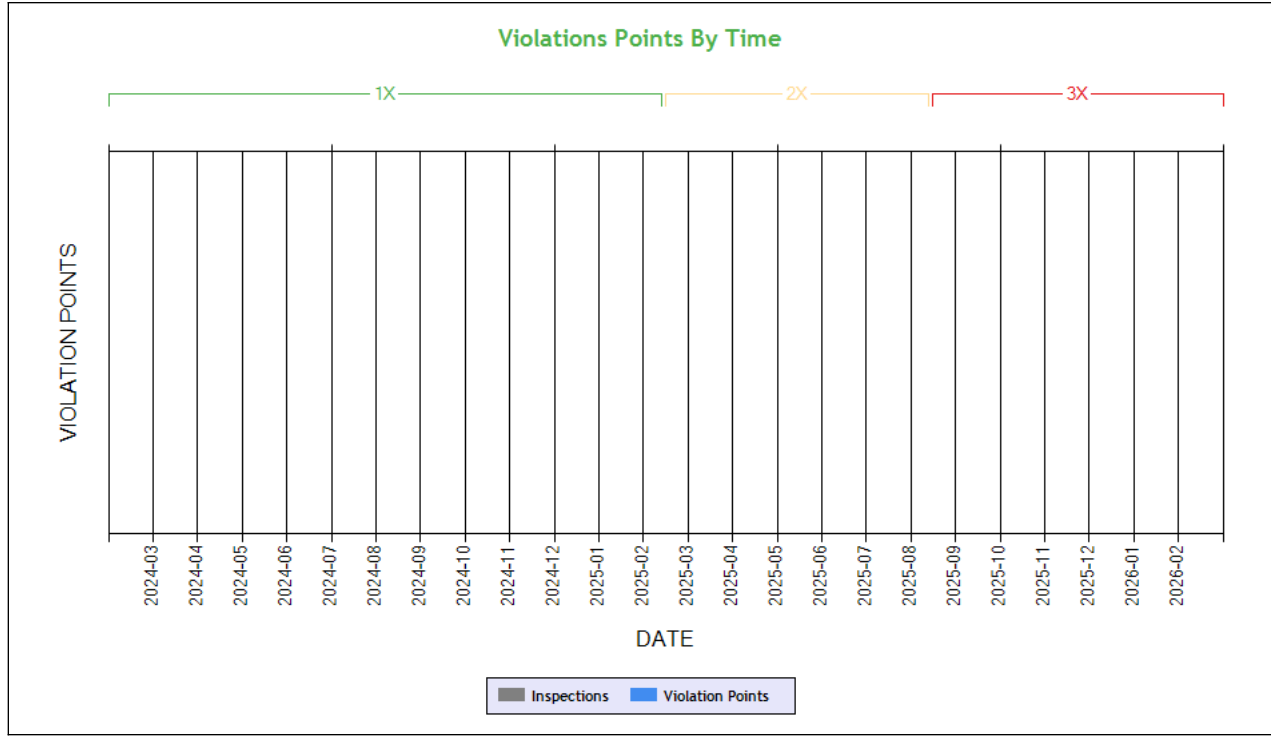
Violations is in (1-6/7-12/13-24mo)

Shaded = Out Of Service Violation		
Violation Group		
Violation Description	Total Time-weighted Points by VIN	% of Total Time-weighted Points by VIN
Driver Resp		
Total Time-weighted Points		
% Total Time-Wt Pts		



SAFETY ANALYSIS ToC

Unsafe Driving



Time-Weighted Violation Points - no data available to draw a chart

Time-Weighted Severity Points by Vehicle - no data available to draw a chart

See the Excel file for the complete analysis

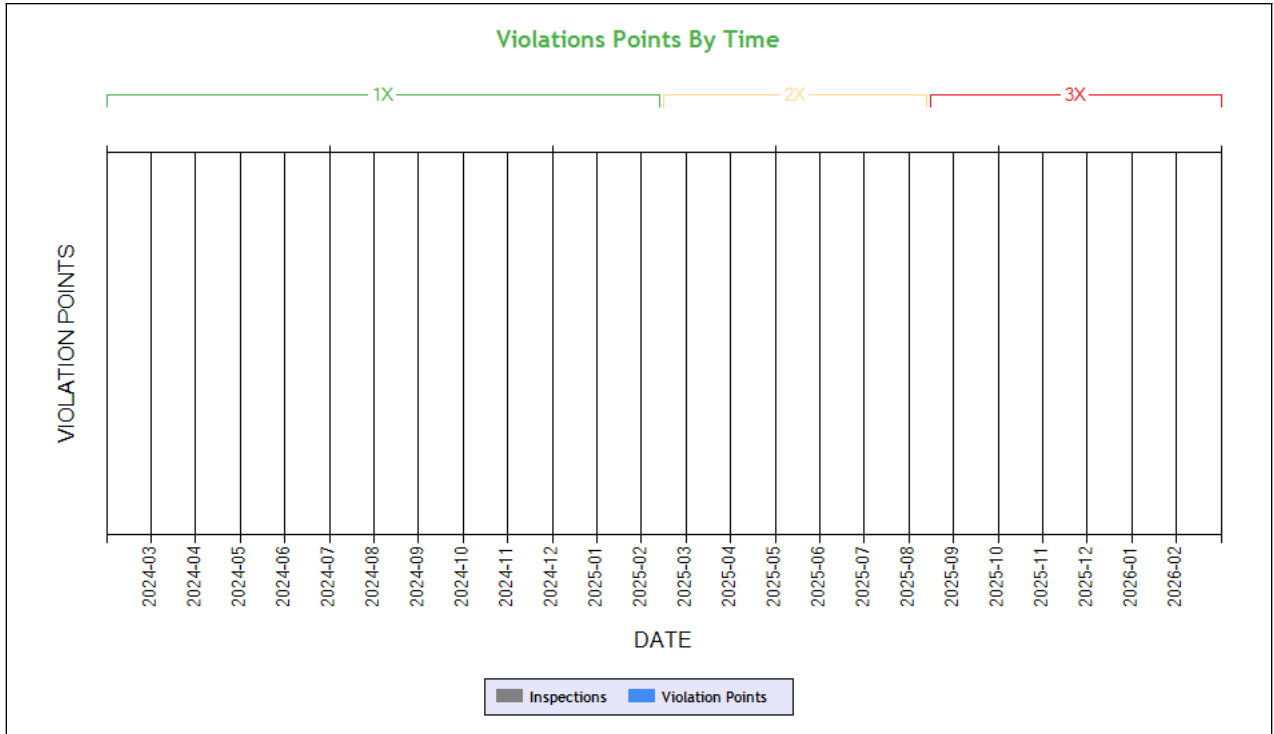
Violations is in (1-6/7-12/13-24mo)

Shaded = Out Of Service Violation		
Violation Group		
Violation Description	Total Time-weighted Points by VIN	% of Total Time-weighted Points by VIN
Driver Resp		
Total Time-weighted Points		
% Total Time-Wt Pts		

HOS Compliance

Time-Weighted Violation Points - no data available to draw a chart

Time-Weighted Severity Points by Vehicle - no data available to draw a chart



Carrier Software
 1-800-646-5152
 info@CarrierSoftware.com

CONFIDENTIAL - Intended for use by Amerigo Insurance Agency - Date: 4/13/2026

ROYALEAGLES TRANSPORT INC - DOT# 4469211 / MC1763612

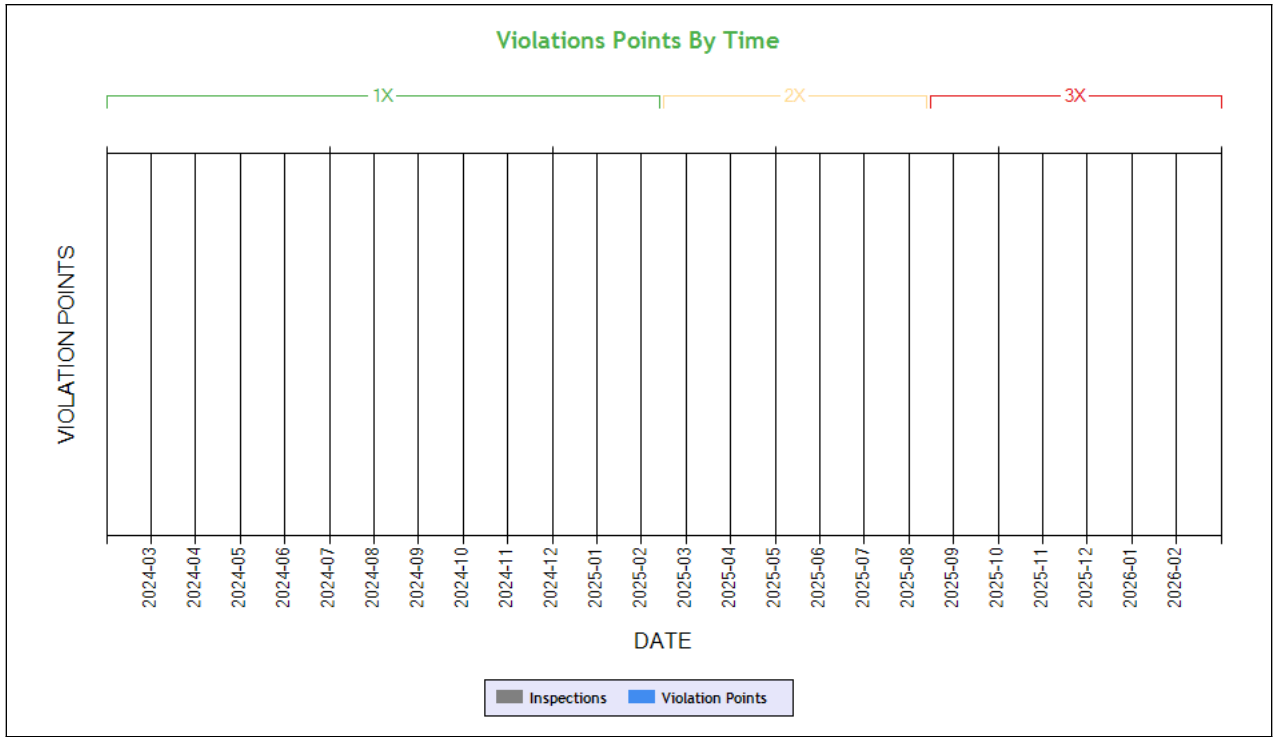
See the Excel file for the complete analysis

Violations is in (1-6/7-12/13-24mo)

Shaded = Out Of Service Violation		
Violation Group		
Violation Description	Total Time-weighted Points by VIN	% of Total Time-weighted Points by VIN
Driver Resp		
Total Time-weighted Points		
% Total Time-Wt Pts		



Driver Fitness



Time-Weighted Violation Points - no data available to draw a chart

Time-Weighted Severity Points by Vehicle - no data available to draw a chart

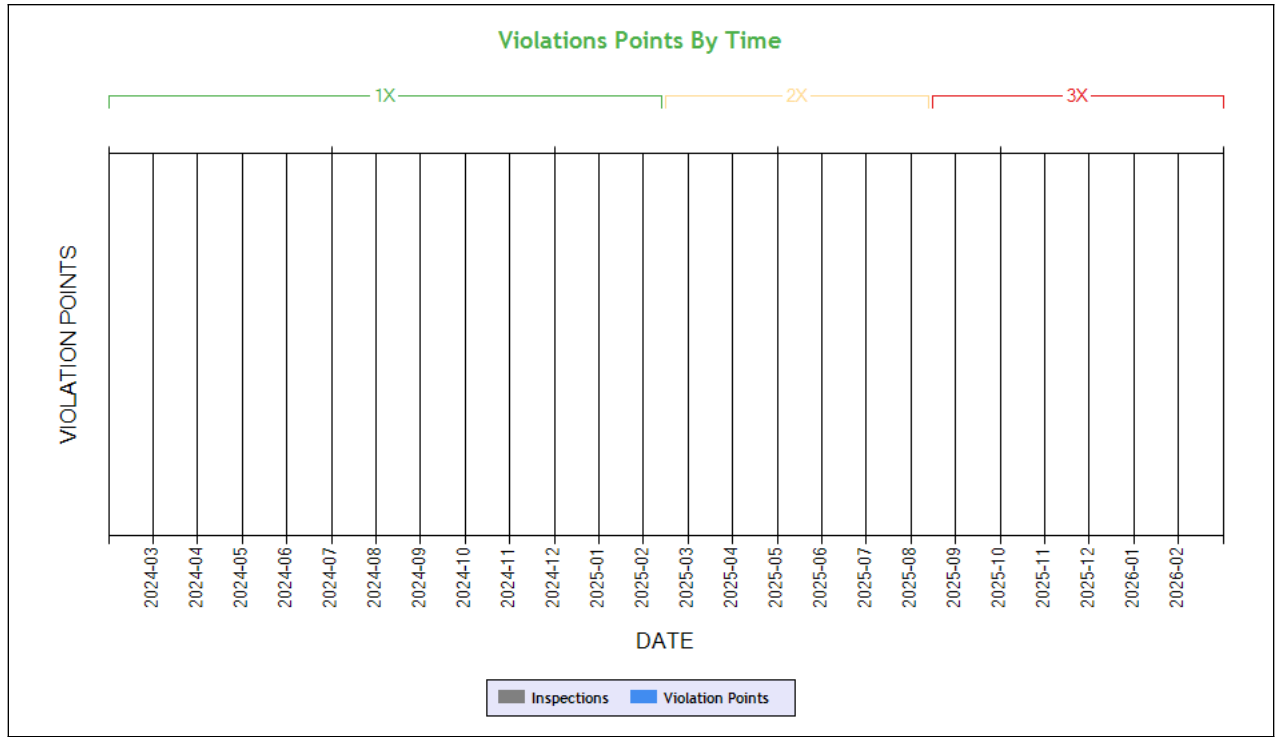
See the Excel file for the complete analysis

Violations is in (1-6/7-12/13-24mo)

Shaded = Out Of Service Violation		
Violation Group		
Violation Description	Total Time-weighted Points by VIN	% of Total Time-weighted Points by VIN
Driver Resp		
Total Time-weighted Points		
% Total Time-Wt Pts		



Vehicle Maintenance



Time-Weighted Violation Points - no data available to draw a chart

Time-Weighted Severity Points by Vehicle - no data available to draw a chart

See the Excel file for the complete analysis

Violations is in (1-6/7-12/13-24mo)

Shaded = Out Of Service Violation		
Violation Group		
Violation Description	Total Time-weighted Points by VIN	% of Total Time-weighted Points by VIN
Driver Resp		
Total Time-weighted Points		
% Total Time-Wt Pts		

COLOR CODED CRASH TABLE ToC

No crashes have been reported by the DOT on this Motor Carrier

INSPECTIONS WITH SHARED EQUIPMENT:

No Data



LEGEND
Vehicle Information
Inspection for DOT # being analyzed
Inspection for Different DOT #
Crash Information for specific VIN

INSPECTION DETAILS for ALL Inspections

PDF shows the first 100 Power Unit & Trailer VINs with most recent inspections using data from the last 4 years

POWER UNIT Inspections Section

VIN: 3AKJHHRXMSMJ7356		Unit: Truck Tractor		Year: 2021	Make: FREIGHTLINER		
DOT No: 4469211		Docket No: MC1763612		Name: ROYALEAGLES TRANSPORT INC		Interstate: Yes	
Date	Unit License	Unit Lic State	Violation Unit	Violation Description	Severity	OOS	Citation
03/09/2026	PY135633	VA	1	392.2SLLUCR	0	No	
03/09/2026	PY135633	VA	1	392.2SLLIFTA - State/Local Laws - State tax/International Fuel Tax (IFTA) violation	0	No	
03/09/2026	PY135633	VA	D	392.2SLLTCD - STATE/LOCAL LAWS - FAILED TO OBEY A TRAFFIC CONTROL DEVICE - PERMANENT OR TEMPORARY - E.G. SAFETY OFFICIAL SIGNAL SIGN LIGHT LANE MARKING OTHER.	5	No	
DOT No: 54283		Docket No: MC136818		Name: SWIFT TRANSPORTATION CO OF ARIZONA LLC		Interstate: Yes	
Date	Unit License	Unit Lic State	Violation Unit	Violation Description	Severity	OOS	Citation
07/18/2025	2971005	IN	-	-	-	-	-
07/22/2024	2971005	IN	-	-	-	-	-
05/28/2024	2971005	IN	-	-	-	-	-
03/27/2024	2971005	IN	-	-	-	-	-
02/26/2024	2971005	IN	1	393.9H - Inoperative head lamps	6	No	
01/23/2024	2971005	IN	-	-	-	-	-
12/20/2023	2971005	IN	-	-	-	-	-
08/23/2023	2971005	IN	-	-	-	-	-
07/25/2023	2971005	IN	-	-	-	-	-
07/02/2022	2971005	IN	-	-	-	-	-
12/23/2020	2971005	IN	-	-	-	-	-
09/10/2020	2971005	IN	-	-	-	-	-

TRAILER Inspections Section

VIN: 3AKJHHRXMSMJ7356		Unit: Truck Tractor		Year: 2021	Make: FREIGHTLINER		
DOT No: 4469211		Docket No: MC1763612		Name: ROYALEAGLES TRANSPORT INC		Interstate: Yes	
Date	Unit License	Unit Lic State	Violation Unit	Violation Description	Severity	OOS	Citation
03/09/2026	PY135633	VA	1	392.2SLLUCR	0	No	
03/09/2026	PY135633	VA	1	392.2SLLIFTA - State/Local Laws - State tax/International Fuel Tax (IFTA) violation	0	No	
03/09/2026	PY135633	VA	D	392.2SLLTCD - STATE/LOCAL LAWS - FAILED TO OBEY A TRAFFIC CONTROL DEVICE - PERMANENT OR TEMPORARY - E.G. SAFETY OFFICIAL SIGNAL SIGN LIGHT LANE MARKING OTHER.	5	No	
DOT No: 54283		Docket No: MC136818		Name: SWIFT TRANSPORTATION CO OF ARIZONA LLC		Interstate: Yes	



Date	Unit License	Unit Lic State	Violation Unit	Violation Description	Severity	OOS	Citation
07/18/2025	2971005	IN	-	-	-	-	-
07/22/2024	2971005	IN	-	-	-	-	-
05/28/2024	2971005	IN	-	-	-	-	-
03/27/2024	2971005	IN	-	-	-	-	-
02/26/2024	2971005	IN	1	393.9H - Inoperative head lamps	6	No	
01/23/2024	2971005	IN	-	-	-	-	-
12/20/2023	2971005	IN	-	-	-	-	-
08/23/2023	2971005	IN	-	-	-	-	-
07/25/2023	2971005	IN	-	-	-	-	-
07/02/2022	2971005	IN	-	-	-	-	-
12/23/2020	2971005	IN	-	-	-	-	-
09/10/2020	2971005	IN	-	-	-	-	-

Inspection Summary By Month (based on inspections from the last 4 years) ToC						
Year-Month	Number of Inspections	Number of Power Units	Total Violations	Total OOS Inspections	Total Severity Points	Number of Crashes
2026-03	1	1	3	0	5	0

Note: The most recent month's counts may not include all the inspections for that month.

VIN Inspection Violation Details ToC									
# of VINs: 1 # of Insp: 1 Severity Weight: 5 Avg. Weight/VIN: 5.0 (based on inspections in the last 4 years, showing top 50 VINs inspected most recently)									
VIN 3AKJHHRXMSMJ7356		# of Inspections: 1		Total Severity: 5		Percentage of Total: 100.00%		Avg. Weight Per Inspection: 5.0	
Inspection Date	Inspection ID	Inspection State	Location Description	Total Severity	# of Violations	Shipper Name	Inspection Level	Post Accident	Out of Service
03/09/2026	87252379	KS	COFFEY COUNTY - 031	5	3	WALMART	3	No	No
BASIC		Unit Type		Severity		Description		Out of Service	
Unsafe Driving		Truck Tractor		5		392.2SLLTCD:STATE/LOCAL LAWS - FAILED TO OBEY A TRAFFIC CONTROL		No	
		Truck Tractor		0		392.2SLLIFTA:State/Local Laws - State tax/International Fuel Ta		No	
		Truck Tractor		0		392.2SLLUCR		No	

Inspection History ToC						
Inspection Date	Report Number	Report State	PU VIN	TR VIN	Severity Weight	Time Weight
03/09/2026	SO83240062	KS	3AKJHHRXMSMJ7356 - Truck Tractor	1UYVS2535T6616813 - Semi Trailer		3
Power Unit Violation - State/Local Laws Violation: 392.2SLLIFTA - State/Local Laws - State tax/International Fuel Tax (IFTA) violation					0	
Power Unit Violation - State/Local Laws Violation: 392.2SLLUCR					0	
Power Unit Violation - Unsafe Driving Violation: 392.2SLLTCD - STATE/LOCAL LAWS - FAILED TO OBEY A TRAFFIC CONTROL DEVICE - PERMANENT OR TEMPORARY - E.G. SAFETY OFFICIAL SIGNAL SIGN LIGHT LANE MARKING OTHER.					5	

Only the first 20 inspections are shown. See the live report for more data.

Crash Hot Spots ToC					
State	Level 1 (lowest crash frequency)	Level 2	Level 3	Level 4	Level 5 (highest crash frequency)
Kansas	0	0	0	1	0
Total	0	0	0	1	0

Company Level: 4



Equipment and Driver Details ToC						
MCS-150 Date	Equipment (Owned/Leased/Trip)			Driver Details		
	Tractors	Straight Trucks	Trailers	CDL's	Interstate	Intrastate
09/17/2025	1/0/0	0/0/0	1/0/0	1	1	0

Chameleon Type 1 - Chameleon issues highlighted in RED ToC										
DOT	Legal Name	MCS-150 Date	Physical Address	Mailing Address	Company Rep 1	Company Rep 2	Phone	Fax	Cell Phone	Email
4171981	OHRI TRUCKING LLC	02/19/2026	2394 RACEWAY LN APT 17M, GREENWOOD, IN, 46143	2394 RACEWAY LN APT 17M, GREENWOOD, IN, 46143	PUNEET KUMAR		(631)-877-4117			OHRITRUCKING7189@GMAIL.COM
4174145	ROYAL SKILL GAMES LLC	01/02/2024	2768 NESTLEBROOK TRL, VIRGINIA BEACH, VA, 23456	2864 CAMARILLO LN, VIRGINIA BEACH, VA, 23456-1585	NIKHILESH PATEL		(847)-401-8227			PATELNIKHILESH38@GMAIL.COM

Chameleon Type 2 ToC							
VIN	Unit Type	Inspection Date	DOT No	Company Name	City	State	